

WASHINGTON STATE LOCAL GOVERNMENT INVESTMENT POOL

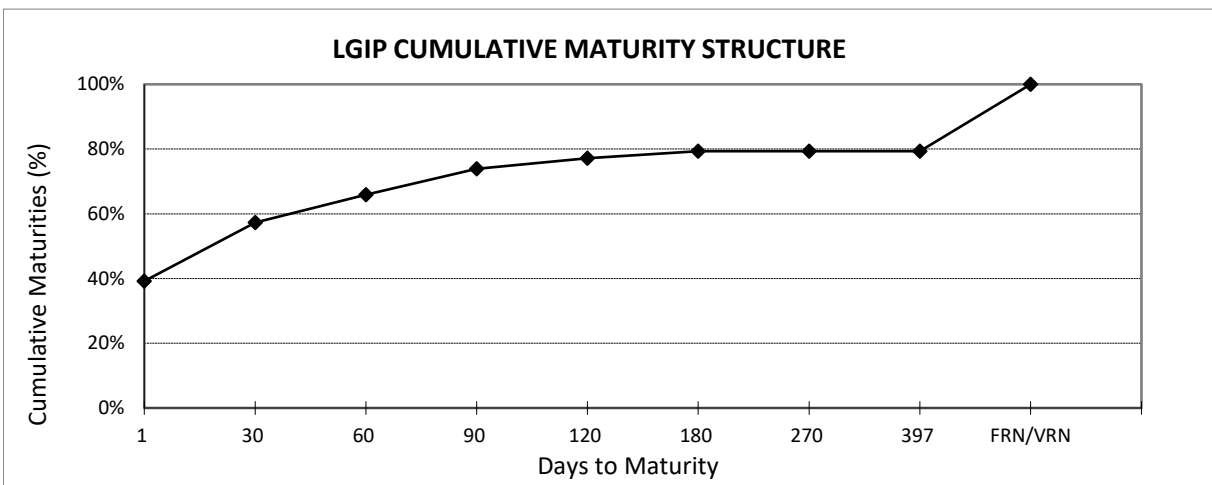
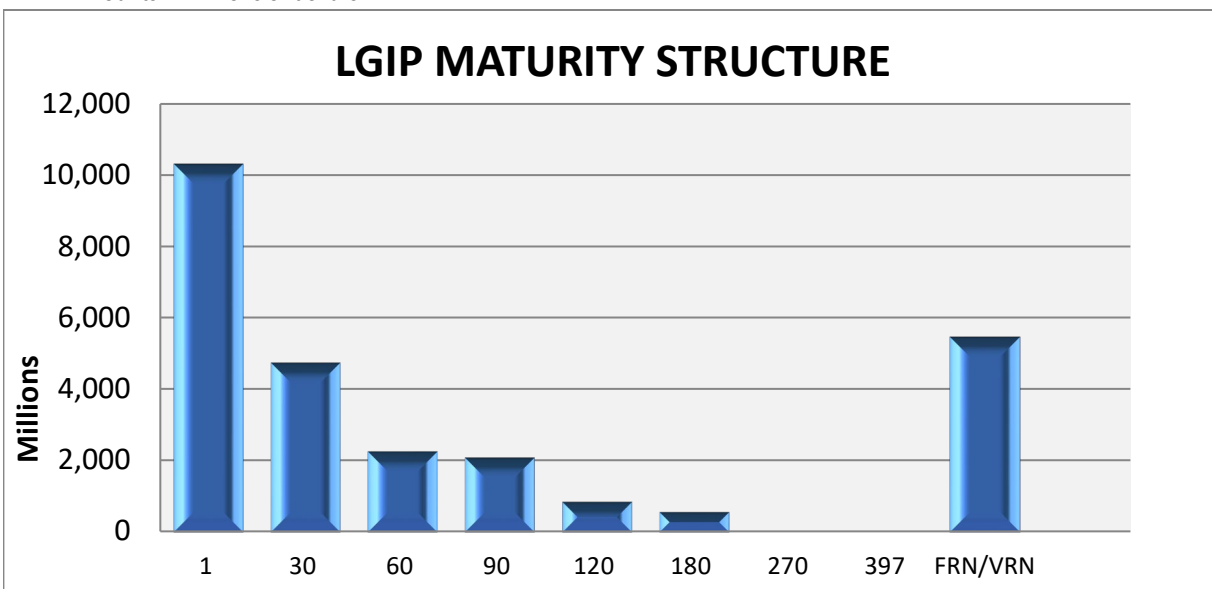
November 30, 2023

<u>DAYS TO MATURITY</u>	<u>\$ MATURING (PAR VALUE)*</u>	<u>% MATURING</u>	<u>CUMULATIVE % MATURING</u>
1	10,317.16	39.2%	39.2%
2-30	4,754.00	18.1%	57.3%
31-60	2,270.25	8.6%	65.9%
61-90	2,100.00	8.0%	73.9%
91-120	860.00	3.3%	77.1%
121-180	570.79	2.2%	79.3%
181-270	5.00	0.0%	79.3%
271-397	0.00	0.0%	79.3%
FRN/VRN	5,444.22	20.7%	100.0%

PORTFOLIO TOTAL:

26,321.42

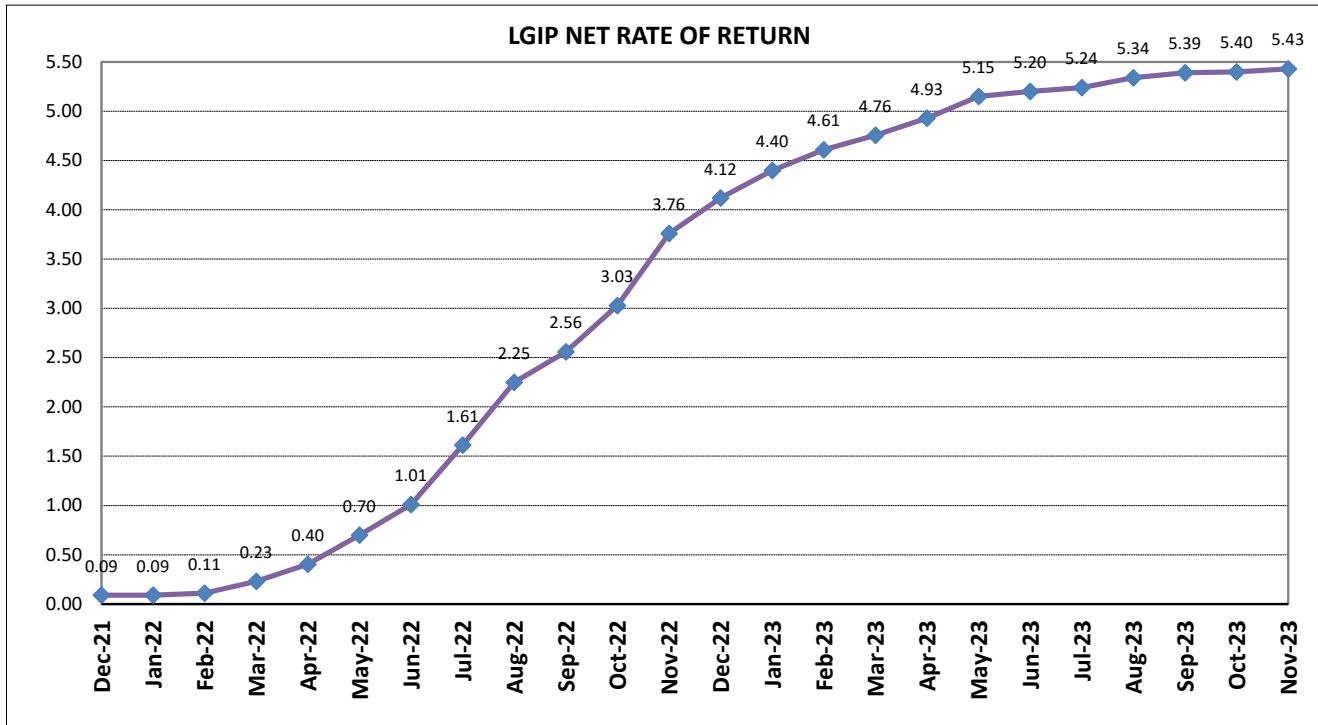
* Amounts in millions of dollars



**WASHINGTON STATE
LOCAL GOVERNMENT INVESTMENT POOL
November 30, 2023**

Investment Type	Average Balance	Nov-23	Average Balance	2023
	Nov-23	Percentage	CY 2023	Percentage
Agency Bullets	0.00	0.00%	0.00	0.00%
Agency Discount Notes	620,437,419.80	0.86%	1,477,618,637.85	66.65%
Agency Floating Rate Notes	4,326,876,963.86	16.13%	4,385,667,075.31	7.04%
Agency Variable Rate Notes	0.00	0.00%	0.00	0.00%
Certificates of Deposit	249,927,419.35	0.94%	154,975,740.13	0.26%
IB Bank Deposit	3,941,900,150.10	14.34%	3,727,037,720.66	6.01%
Repurchase Agreements	6,419,193,548.38	19.79%	4,278,325,657.83	7.02%
SOFR Floating Rate Notes	0.00	0.00%	0.00	0.00%
Supras - Bullets	0.00	0.00%	0.00	0.00%
Supras - Discount Notes	146,089,135.30	1.59%	449,743,118.78	0.72%
Supras- Floating Rate Notes	0.00	0.00%	0.00	0.00%
Supras - Variables	0.00	0.00%	0.00	0.00%
Term Repurchase Agreements	683,870,967.74	8.82%	275,000,000.00	0.74%
U.S. Treasury Securities	4,950,153,266.39	33.44%	6,006,766,487.29	10.08%
US Treasury Floating Rate Notes	1,147,613,613.92	4.09%	900,810,835.18	1.48%
Total Avg Daily Balance	26,225,760,313.17	100.00%	62,066,407,701.78	100.00%

Avg Days to Maturity 12 days



* Rates are calculated on a 365-day basis