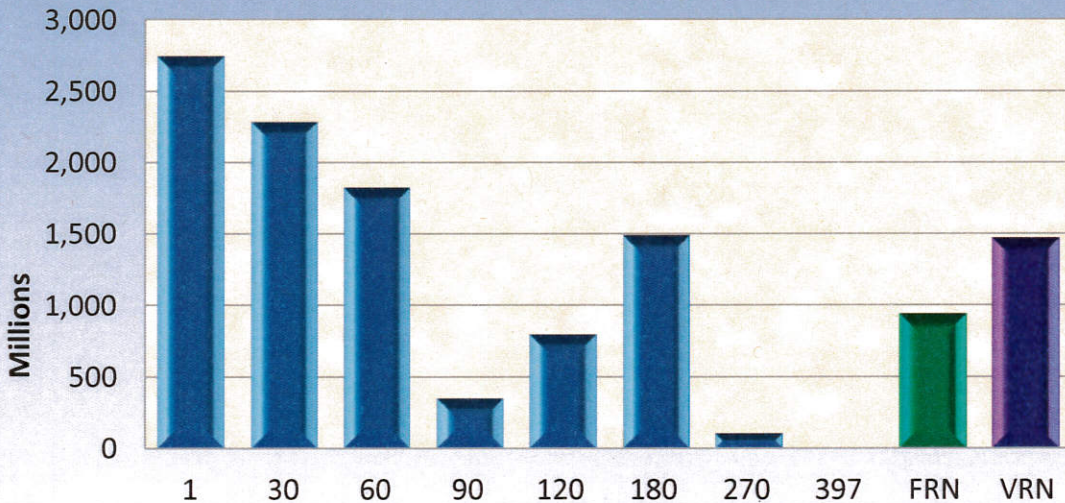


**WASHINGTON STATE
LOCAL GOVERNMENT INVESTMENT POOL
August 31, 2016**

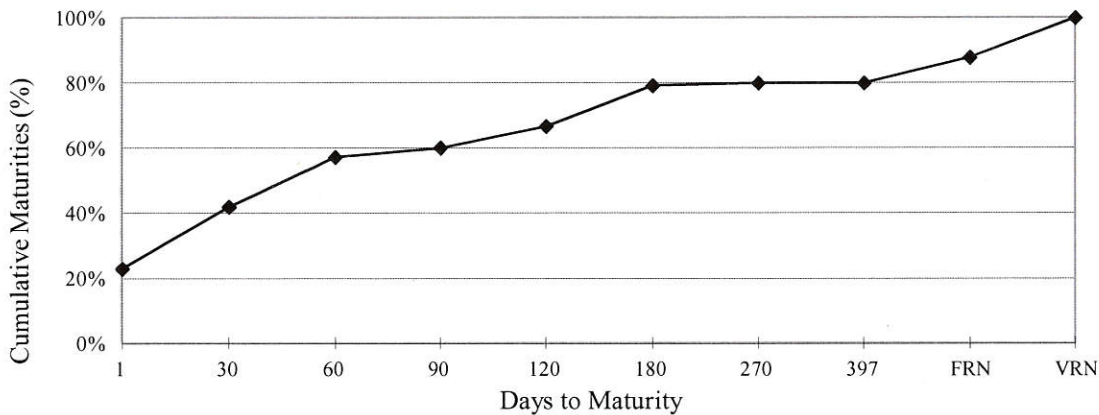
<u>DAYS TO MATURITY</u>	<u>\$ MATURING (PAR VALUE)</u>	<u>% MATURING</u>	<u>CUMULATIVE % MATURING</u>
1	2,738.90	23.0%	23.0%
2-30	2,280.00	19.0%	42.0%
31-60	1,822.00	15.2%	57.2%
61-90	350.00	2.9%	60.1%
91-120	795.00	6.6%	66.8%
121-180	1,487.15	12.4%	79.2%
181-270	100.00	0.8%	80.0%
271-397	0.00	0.0%	80.0%
Floating Rate Notes	936.40	7.8%	87.9%
Variable Rate Notes	1,466.40	12.2%	100.0%
PORTFOLIO TOTAL:	<u><u>11,975.85</u></u>		

* Amounts in millions of dollars

LGIP MATURITY STRUCTURE

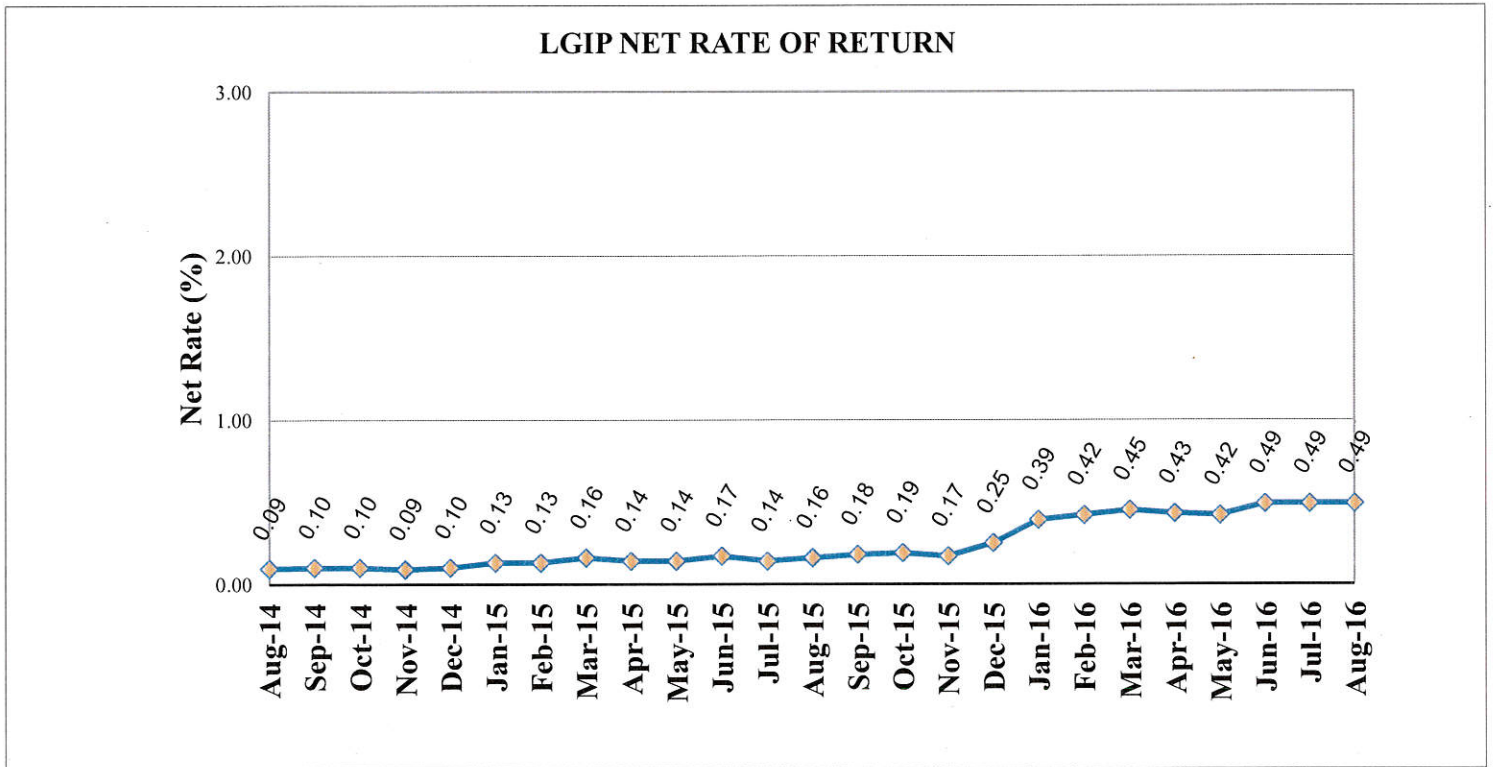


LGIP CUMULATIVE MATURITY STRUCTURE



**WASHINGTON STATE
LOCAL GOVERNMENT INVESTMENT POOL
August 31, 2016**

Investment Type	Average Balance Aug-16	Aug-16 Percentage	Average Balance CY 2016	CY 2016 Percentage
Agency Bullets	75,013,456.41	0.64%	35,708,489.35	0.32%
Agency Discount Notes	3,144,391,431.20	26.80%	2,532,793,919.17	22.73%
Agency Floating Rate Notes	933,776,712.86	7.96%	863,006,319.10	7.75%
Agency Variable Rate Notes	1,466,326,245.50	12.50%	1,246,023,576.41	11.18%
Certificates of Deposit	85,145,000.00	0.73%	76,498,483.61	0.69%
IB Bank Deposit	1,040,193,547.85	8.87%	1,003,065,920.53	9.00%
Repurchase Agreements	1,367,757,935.48	11.66%	1,509,570,958.98	13.55%
Term Repurchase Agreements	2,225,806,451.61	18.97%	2,298,688,524.58	20.63%
U.S. Treasury Securities	1,344,579,141.77	11.46%	1,527,430,643.55	13.71%
US Treasury Floating Rate Notes	49,898,239.55	0.43%	49,874,474.98	0.45%
Total Avg Daily Balance	11,732,888,162.23	100.00%	11,142,661,310.26	100.00%
Avg Days to Maturity	35 days			



* Rates are calculated on a 365-day basis