



Washington State Treasurer's Monthly Report

April 2023



MIKE PELLICCIOTTI
State Treasurer

In accordance with the Americans with Disabilities Act, this publication will be made available in alternate formats upon request to the Office of the State Treasurer, Legislative Building, 2nd Floor, Olympia, Washington 98504-0200, telephone (360) 902-9000, fax (360) 902-9037 or TTY Users Call: 7-1-1. Web Site: <http://tre.wa.gov>.

TABLE OF CONTENTS

	<i>Page</i>
State Treasurer’s Letter	1
General Fund	2
Treasury, Treasurer’s Trust and Local Government Investment Pool Flow Chart.....	3
Treasury & Treasurer’s Trust, Treasury and Treasurer’s Trust Charts	4
General Fund and Local Government Investment Pool Charts	5
Receipts and Disbursements for Treasury Funds.....	6
Receipts and Disbursements for Treasurer’s Trust Funds	20
Investment Statement	31
Investment Interest Income and Capital Gains.....	32



Mike Pellicciotti
State Treasurer

State of Washington
Office of the Treasurer
Legislative Building
P.O. Box 40200
Olympia, Washington 98504

(360) 902-9000 TTY 7-1-1
FAX (360) 902-9037
<http://tre.wa.gov>



Fellow Washingtonians,

I am pleased to report on the operations of the Office of the State Treasurer for the month of April 2023. At the close of the month, the total of the treasury & treasurer's trust book balances was \$17.7 billion with investment earnings distributed for the month of \$43.6 million.

Sincerely,

A handwritten signature in blue ink that reads "Mike Pellicciotti". The signature is fluid and cursive, with a long horizontal stroke extending to the right.

Mike Pellicciotti
Washington State Treasurer

GENERAL FUND

CURRENT MONTH AND FISCAL YEAR TO DATE COMPARISON

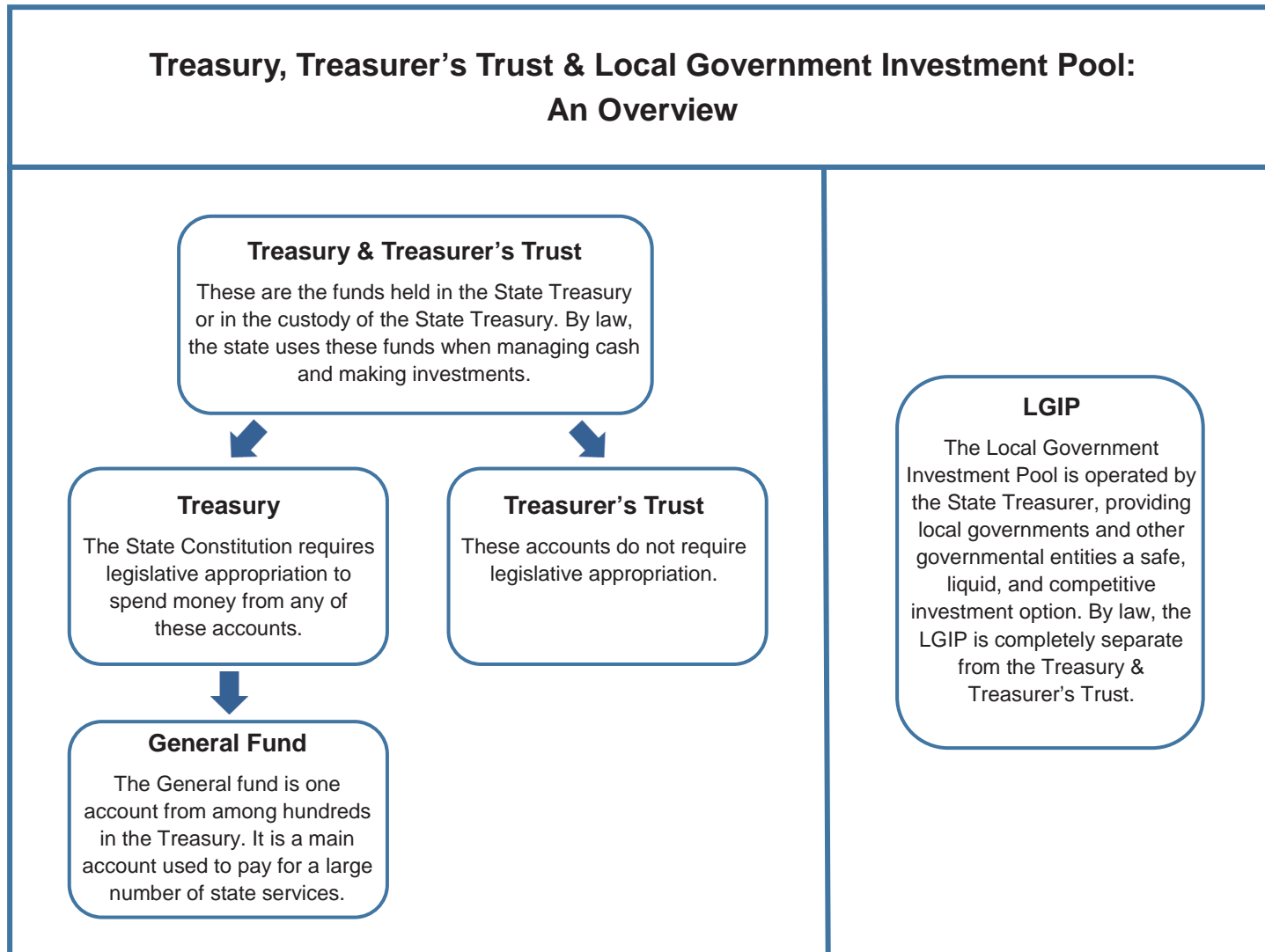
(In Millions)

	Month of April		Fiscal Year to Date	
	2023	2022	2023	2022
Beginning Book Balance	\$ 1,466.931	3,096.563	4,503.455	4,614.636
Cash Revenue	\$ 3,896.755	4,152.069	38,914.164	37,130.686
Other Cash Receipts	376.120	789.316	5,422.505	2,817.803
Total Cash Receipts	4,272.875	4,941.385	44,336.669	39,948.489
Total Cash Disbursements	4,306.481	4,838.736	47,406.799	41,363.913
Ending Book Balance	\$ 1,433.325	\$ 3,199.212	1,433.325	3,199.212
Cash Revenue				
Bond Retirement & Interest	\$ 0.000	\$ 0.000	\$ (0.226)	\$ (0.269)
Secretary of State	5.301	5.497	47.855	44.820
Department of Revenue:				
Retail Sales Tax	1,214.340	1,222.095	12,283.251	11,547.312
Business & Occupation Tax	560.138	536.502	5,186.653	4,666.817
Compensating Tax	83.818	83.132	822.869	739.658
Cigarette Tax	19.122	15.697	226.970	227.125
Public Utility Tax	54.815	44.914	454.513	407.082
Various Other Revenue	39.547	35.452	783.229	385.112
Insurance Commission	5.091	4.057	509.519	510.135
Liquor and Cannabis Board	2.158	2.239	134.985	145.812
Department of Licensing:				
Excise Tax - Other	0.012	0.015	0.123	0.134
Various Other Revenue	2.012	2.857	11.415	12.773
Department of Social & Health Services	(4.509)	(1.321)	45.112	37.470
Universities & Colleges	0.000	(0.002)	0.627	(0.001)
Treasurer's Transfers	37.669	70.916	(171.875)	(53.872)
Counties:				
Property Tax	252.206	266.104	2,368.684	2,348.880
Real Estate Excise Tax	87.784	187.611	1,140.591	1,984.426
Various Other Revenue	3.141	3.094	28.778	28.612
Federal Grants-In-Aid (All Agencies)	1,366.961	1,525.749	14,353.523	13,687.334
Revenues Distributed to Local Governments	(2.205)	(0.332)	(43.299)	(87.023)
Other Agencies' Cash Revenue	169.354	147.793	730.867	498.349
Total Cash Revenue	\$ 3,896.755	\$ 4,152.069	\$ 38,914.164	\$ 37,130.686

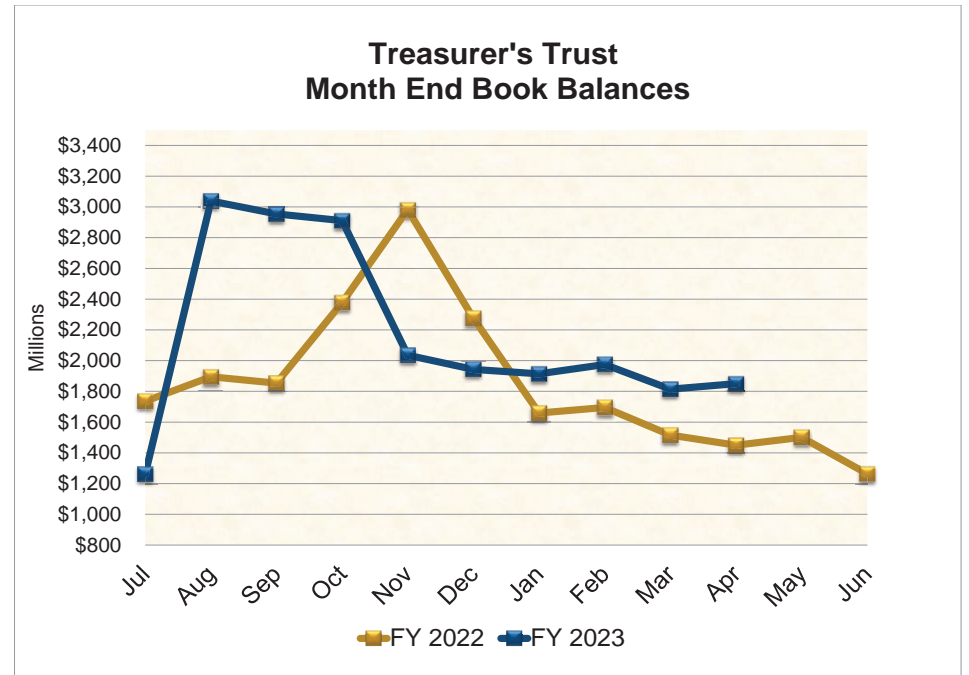
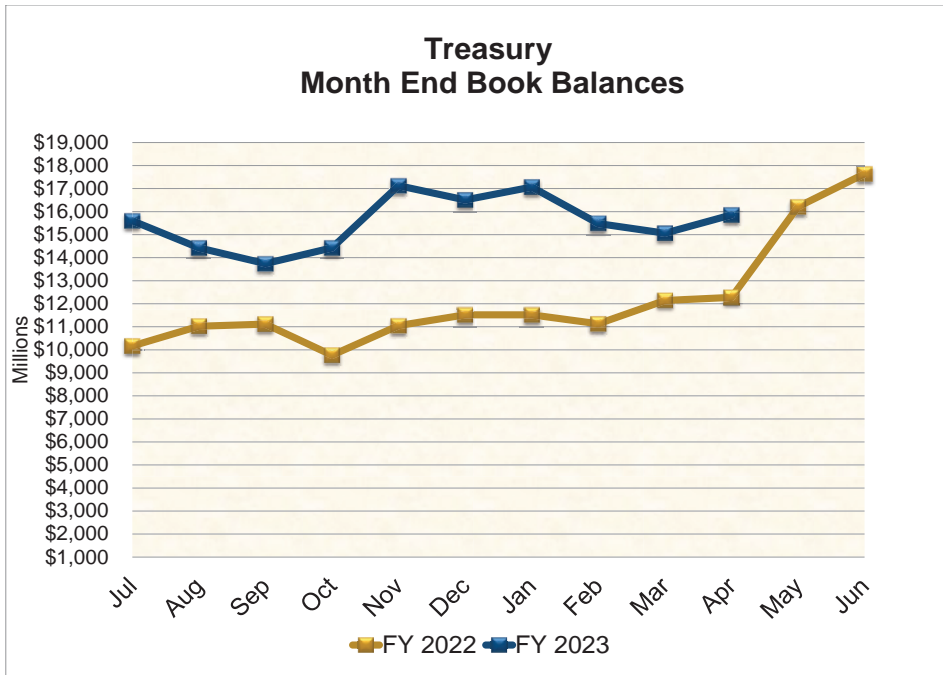
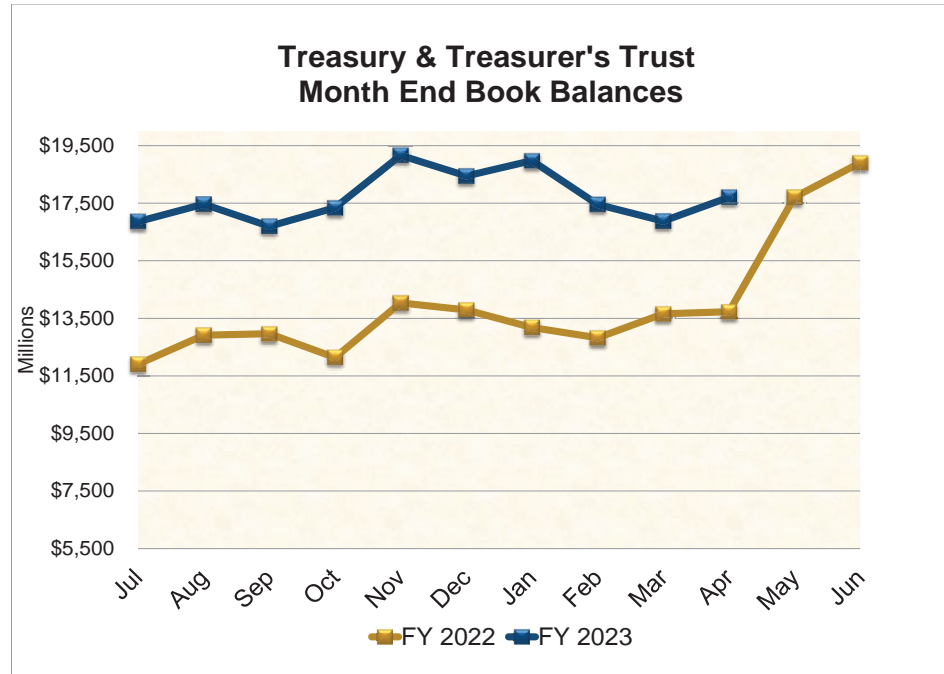
Source: Agency Financial Reporting System (AFRS)

TREASURY, TREASURER'S TRUST & LGIP FLOWCHART

The State Treasurer is charge with the cash management of public funds, which includes two categories of state funds and accounts: (1) funds and accounts located in the state treasury, which are subject to legislative appropriation; and (2) Treasurer's trust funds, which are accounts placed in the custody of the State Treasurer and not typically subject to legislative appropriation. Funds within these accounts are commingled for investment and cash management purposes. This flow chart describes the structure of the Treasury and Treasurer's Trust accounts. Month end balances of these accounts are shown on pages 4 and 5.

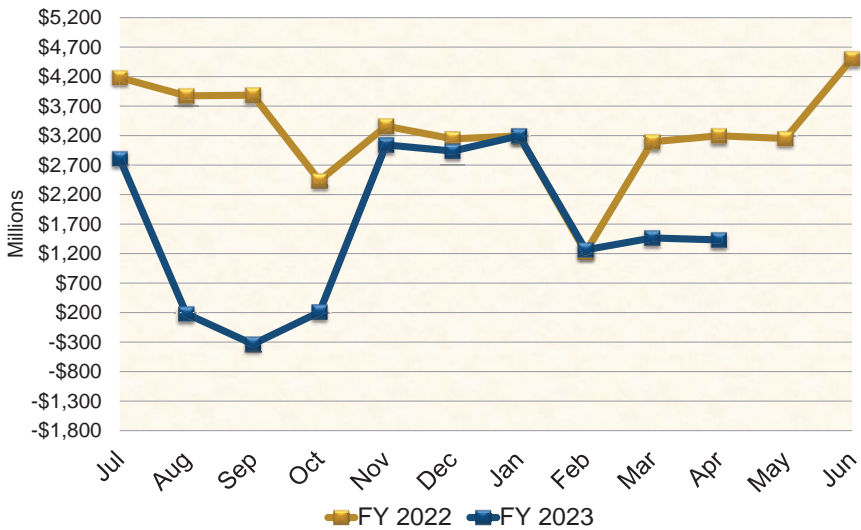


TREASURY & TREASURER'S TRUST CHARTS

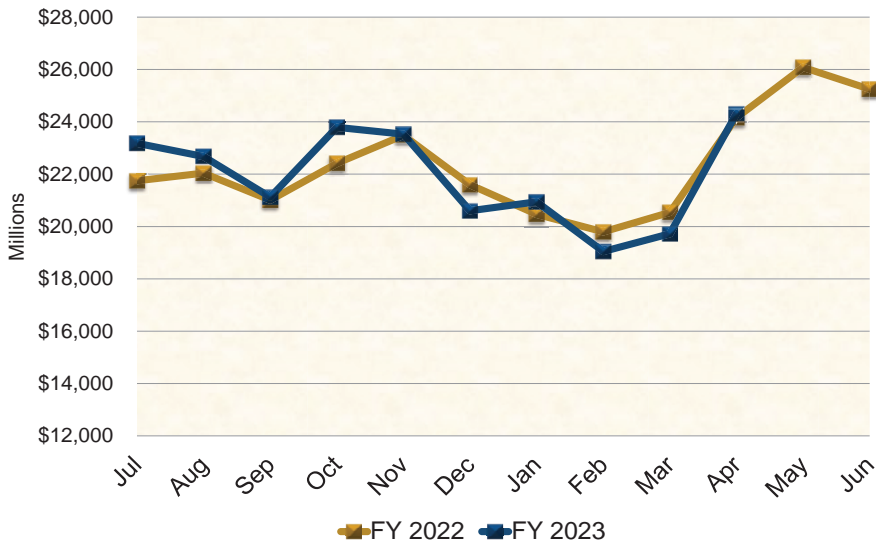


GENERAL FUND & LOCAL GOVERNMENT INVESTMENT POOL CHARTS

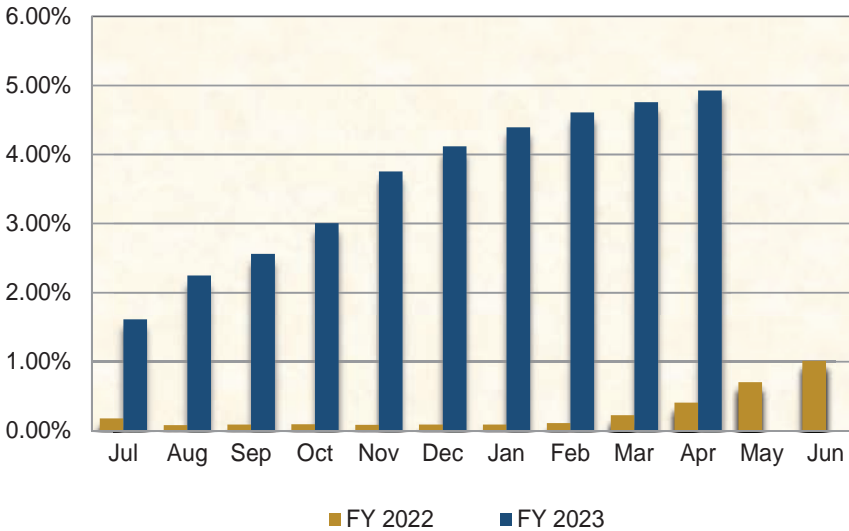
General Fund Month End Book Balances



Local Government Investment Pool Month End Book Balances



LGIP Net Yield (365 day basis)



RECEIPTS & DISBURSEMENTS FOR TREASURY FUNDS

		April 1, 2023	April 2023		April 30, 2023		
		Beginning Book Balance	Plus Receipts	Less Disbursements	Ending Book Balance	Outstanding Warrants	Ending Cash Balance
GENERAL FUND							
001	General	\$ 1,466,930,879.35	\$ 4,272,874,751.97	\$ 4,306,481,071.83	\$ 1,433,324,559.49	\$ 80,093,044.86	\$ 1,513,417,604.35
018	Millersylvania Park Current	210.50	210.50	210.50
01E	Geothermal	101,167.70	101,167.70	101,167.70
01N	Institutional Impact	19,144.72	19,144.72	19,144.72
02P	Flood Control Assistance	3,627,100.64	175,665.42	3,451,435.22	321.93	3,451,757.15
031	State Investment Board Expense	7,044,597.63	2,462,012.48	2,766,668.03	6,739,942.08	51.28	6,739,993.36
032	State Emergency Water Projects Revolving	221,616.92	221,616.92	221,616.92
03A	Excess Earnings
03L	County Criminal Justice Assistance	2,847,941.73	15,330,361.32	15,110,793.93	3,067,509.12	3,505.80	3,071,014.92
03M	Municipal Criminal Justice Assistance	(64,275.73)	6,837,586.36	6,004,385.78	768,924.85	1,558.10	770,482.95
04L	Public Health Services	6.79	0.02	6.81	6.81
051	State and Local Improvements Revolving	26,744.33	26,744.33	26,744.33
055	State & Local Improve Revolving (Waste Disp Facilities, 1980)	2,639.01	2,639.01	2,639.01
05C	Criminal Justice Treatment	2,018,648.26	2,812,673.00	858,525.99	3,972,795.27	3,972,795.27
05M	Tourism Development and Promotion
070	Outdoor Recreation	217,285.29	229,709.47	(12,424.18)	(12,424.18)
072	State & Local Improve Revolving (Water Supply Facilities)	831,517.49	831,517.49	831,517.49
09C	Farm and Forest	(321,832.82)	321,832.82	2,891.94	(2,891.94)	77.14	(2,814.80)
09G	Riparian Protection
09R	Economic Development Strategic Reserve	9,395,331.17	1,745,437.92	332,926.03	10,807,843.06	205.76	10,808,048.82
10K	Veterans Innovation Program	14,382.82	14,382.82	14,382.82
10P	Columbia River Basin Water Supply Development	5,118,898.80	11,762.65	26,594.34	5,104,067.11	5,104,067.11
10T	Hood Canal Aquatic Rehabilitation Bond
11F	Reinvesting in Youth	5.98	5.98	5.98
11N	Heritage Barn Preservation
11W	Water Quality Capital	34,227.10	34,227.10	34,227.10
125	Site Closure	37,514,667.42	91,275.81	20,862.36	37,585,080.87	37,585,080.87
12J	Boating Activities
12K	Puget Sound Scientific Research
12R	Independent Youth Housing
14B	Budget Stabilization	339,027,682.76	757,436.74	339,785,119.50	339,785,119.50
14C	Puget Sound Recovery
14H	Community Preservation & Development Authority	1,959,691.20	4,906.98	1,954,784.22	1,954,784.22

RECEIPTS & DISBURSEMENTS FOR TREASURY FUNDS

		April 1, 2023	April 2023		April 30, 2023		
		Beginning Book Balance	Plus Receipts	Less Disbursements	Ending Book Balance	Outstanding Warrants	Ending Cash Balance
GENERAL FUND (Continued)							
15J	Building Communities	\$	\$	\$	\$	\$	\$
15K	Columbia River Water Delivery	16,173.66	16,173.66	16,173.66
15R	Evergreen Job Training
16V	Water Rights Processing	84,587.33	84,587.33	84,587.33
177	Judicial Retirement Administrative
17C	Opportunity Express Account	62,171.42	62,171.42	62,171.42
17E	State Efficiency and Restructuring
17F	Washington Opportunity Pathways	45,316,878.70	7,189,198.23	15,526,523.56	36,979,553.37	36,979,553.37
17K	Basic Health Plan Stabilization
18H	Opportunity Expansion	326.64	326.64	326.64
19K	Yakima Integrated Plan Implementation
19L	Charter Schools Oversight	842,282.98	160,247.16	123,364.98	879,165.16	879,165.16
19N	Diesel Idle Reduction
20C	Yakima Integrated Plan Implementation Taxable Bond
20F	Invest in Washington	10,898.01	10,898.01	10,898.01
21B	Chehalis Basin
21D	Dairy Nutrient Infrastructure
21P	Sexual Assault Prevention and Response
21R	DCYF Contracted Services Performance Improvement
22C	Early Learning Facilities Revolving	(218,718.63)	217,312.35	496,740.19	(498,146.47)	159.68	(497,986.79)
22D	Early Learning Facilities Development	(133,136.38)	130,100.18	835,083.08	(838,119.28)	84,007.18	(754,112.10)
22T	Statewide Tourism Marketing	5,710,172.02	12,769.12	10,391.34	5,712,549.80	5,712,549.80
23H	Defense Community Compatibility
23J	Statewide Broadband	30,649,708.05	68,993.62	35,421.83	30,683,279.84	53.12	30,683,332.96
244	Habitat Conservation	(26,121.40)	1,187,068.13	1,162,925.79	(1,979.06)	(1,979.06)
24H	Career Connected Learning
24M	Climate Resiliency
24U	Sustainable Farms and Fields
253	Education Construction	22,742.04	50.81	22,792.85	22,792.85
25C	Elementary & Secondary School Emergency Relief III	(51,644,290.96)	55,420,438.57	55,705,161.09	(51,929,013.48)	353,487.69	(51,575,525.79)
25D	Manufacturing and Warehousing Job Centers	1,350,177.10	1,350,177.10	1,350,177.10
25F	Forest Resiliency	194.01	194.01	194.01
25G	Manufacturing Cluster Acceleration	2,798,000.00	2,798,000.00	2,798,000.00

RECEIPTS & DISBURSEMENTS FOR TREASURY FUNDS

		April 1, 2023	April 2023			April 30, 2023		
		Beginning Book Balance	Plus Receipts	Less Disbursements	Ending Book Balance	Outstanding Warrants	Ending Cash Balance	
GENERAL FUND (Continued)								
25H	Fair Start for Kids	\$	\$	\$	\$	\$	\$	\$
25P	Wildfire Response, Forest Restoration, and Community Resilience	48,260,304.25	4,882.34	6,086,091.72	42,179,094.87	88,998.27	42,268,093.14	
26H	Washington State Leadership Board	266,028.67	62,923.48	203,105.19	130.00	203,235.19	
26K	School Seismic Safety Grant Program	
26R	Clean Energy Transition Workforce	
26U	Apple Health and Homes	96,848,313.20	202,074.88	96,646,238.32	159.36	96,646,397.68	
26V	Capital Community Assistance	471,343,242.87	3,848,747.35	467,494,495.52	70,286.43	467,564,781.95	
27A	Energy Efficiency Revolving Loan Capital	
27B	Electric Vehicle Incentive	119,875,403.41	154,494.10	119,720,909.31	119,720,909.31	
27C	Community Reinvestment	200,000,000.00	200,000,000.00	200,000,000.00	
27F	State Lands Dev Authority Capital	
27G	State Lands Dev Authority Operating	
291	Education Savings	
355	State Taxable Building Construction	69,940,695.85	(218,559.59)	5,659,025.87	64,063,110.39	318.72	64,063,429.11	
359	School Constr & Skill Ctrs Bldg	37,601.47	37,601.47	37,601.47	
489	Pension Funding Stabilization	14,789,007.96	33,041.56	(1,098.20)	14,823,147.72	14,823,147.72	
548	LEOFF System Plan 2 Expense	151,343.15	140,472.72	135,260.40	156,555.47	52.50	156,607.97	
706	Coronavirus State Fiscal Recovery Fund	1,512,179,273.54	(129,861.74)	79,609,982.79	1,432,439,429.01	5,444,660.93	1,437,884,089.94	
707	Washington Rescue Plan Transition	1,000,000,000.00	1,000,000,000.00	1,000,000,000.00	
828	Tobacco Prevention and Control	842,389.29	1,882.81	14,097.60	830,174.50	830,174.50	
830	Agricultural College Trust Management	1,800,596.69	170,769.24	1,629,827.45	1,140.17	1,630,967.62	
TOTAL GENERAL FUND		\$ 5,447,527,238.71	\$ 4,367,680,452.65	\$ 4,501,852,983.19	\$ 5,313,354,708.17	\$ 86,142,218.92	\$ 5,399,496,927.09	
SPECIAL REVENUE FUNDS								
002	Hospital Data Collection	\$ 200,765.80	\$	\$ 14,340.73	\$ 186,425.07	\$ 23.27	\$ 186,448.34	
003	Architects' License	653,323.60	66,251.29	(112,193.48)	831,768.37	99.00	831,867.37	
007	Winter Recreational Program	4,223,568.87	65,967.00	80,959.23	4,208,576.64	18,531.33	4,227,107.97	
014	Forest Development	19,568,924.39	6,491.30	1,003,149.43	18,572,266.26	13,314.85	18,585,581.11	
01B	ORV & Non-Highway Vehicle Account	1,439,916.04	258,673.43	206,375.94	1,492,213.53	2,652.96	1,494,866.49	
01M	Snowmobile	3,482,307.15	35,434.68	424,441.79	3,093,300.04	79,232.18	3,172,532.22	
024	Professional Engineers'	1,712,294.43	161,292.75	181,067.14	1,692,520.04	1,692,520.04	
025	Pilotage	146,764.07	132,175.88	123,725.91	155,214.04	155,214.04	
026	Real Estate Commission	3,953,591.63	597,620.55	(454,434.92)	5,005,647.10	3,816.89	5,009,463.99	
027	Reclamation	5,979,418.64	96,526.33	166,912.55	5,909,032.42	1,689.60	5,910,722.02	

RECEIPTS & DISBURSEMENTS FOR TREASURY FUNDS

	April 1, 2023		April 2023		April 30, 2023						
	Beginning Book Balance		Plus Receipts	Less Disbursements	Ending Book Balance	Outstanding Warrants	Ending Cash Balance				
SPECIAL REVENUE FUNDS (Continued)											
02A Surveys and Maps	\$ 480,089.92	\$	\$ 60,562.28	\$	\$ 91,051.04	\$	\$ 449,601.16	\$	36.45	\$	449,637.61
02G Health Professions	29,644,069.16		7,166,971.18		7,915,304.19		28,895,736.15		54,255.15		28,949,991.30
02H Business Enterprises Revolving	610,158.89		48,473.10		52,868.48		605,763.51		9,907.64		615,671.15
02J Certified Public Accountants'	4,007,352.37		273,830.00		209,574.04		4,071,608.33		1,470.00		4,073,078.33
02K Death Investigations	1,359,026.49		562,852.47		456,975.47		1,464,903.49		4,628.07		1,469,531.56
02M Essential Rail Assistance	593,540.30		2,027.48		67.34		595,500.44			595,500.44
02N Parkland Acquisition	2,192,862.00			2,192,862.00			2,192,862.00
02R Aquatic Lands Enhancement	15,195,637.64		6,237.27		1,152,143.29		14,049,731.62		48,273.04		14,098,004.66
02W Timber Tax Distribution	(5,851.23)		1,371,845.03		142,362.60		1,223,631.20		11,154.93		1,234,786.13
030 Landowner Contingency Forest Fire Suppression	36,558.99		(4,440.14)		(330,605.57)		362,724.42			362,724.42
039 Aeronautics	8,571,281.34		665,024.65		366,412.33		8,869,893.66		3,570.95		8,873,464.61
03B Asbestos	1,230,903.32		39,547.88		24,646.49		1,245,804.71		181.29		1,245,986.00
03C Emergency Medical Services and Trauma Care System Trust	8,034,741.97		853,810.79		1,367,274.03		7,521,278.73		45,840.00		7,567,118.73
03F 911 Account	11,684,469.09		2,391,683.38		2,006,504.83		12,069,647.64		15,967.04		12,085,614.68
03N Business License	14,923,549.07		2,711,979.90		2,443,246.85		15,192,282.12		92,987.29		15,285,269.41
03P Fire Service Trust	718,498.74		1,645.00		737.39		719,406.35		30.00		719,436.35
03R Safe Drinking Water	6,694,077.86		(1,222.85)		221,862.78		6,470,992.23			6,470,992.23
041 Resource Management Cost	29,114,395.71		87,438.44		(191,210.33)		29,393,044.48		47,969.49		29,441,013.97
042 Charitable, Educational, Penal, and Reformatory Institutions	8,674,251.95		20,740.77		(3,557.63)		8,698,550.35			8,698,550.35
044 Waste Reduction, Recycling, and Litter Control	14,804,227.50		1,321,206.93		893,463.48		15,231,970.95		5,556.50		15,237,527.45
045 State Vehicle Parking	475,319.63		311,246.74		263,487.82		523,078.55		79.50		523,158.05
048 Marine Fuel Tax Refund	260,362.45			260,362.45			260,362.45
04E Uniform Commercial Code	2,950,249.28		58,388.00		115,847.26		2,892,790.02			2,892,790.02
04H Surface Mining Reclamation	2,471,037.85		444.07		171,296.82		2,300,185.10			2,300,185.10
04M Recreational Fisheries Enhancement	832,158.59		386,472.75		155,452.03		1,063,179.31		266.93		1,063,446.24
04R Drinking Water Assistance	169,897,549.36		2,316,814.77		671,909.32		171,542,454.81		13,501.88		171,555,956.69
04V Vehicle License Fraud	478,448.25		3,882.60			482,330.85			482,330.85
04W Waterworks Operator Certification	1,240,527.91		12,069.00		30,875.72		1,221,721.19		383.80		1,222,104.99
058 Public Works Assistance	51,624,228.30		1,356,622.04		10,689,775.72		42,291,074.62		1,768,530.07		44,059,604.69
05H Disaster Response	(313,266,714.76)		655.01		27,538,355.54		(340,804,415.29)		3,352,235.28		(337,452,180.01)
05R Drinking Water Assistance Administrative	3,936,204.80		8,818.38		72,146.08		3,872,877.10			3,872,877.10
05W State Drought Preparedness and Response	11,309,726.40			11,309,726.40			11,309,726.40
06A Salmon Recovery	94,096,609.54			2,382,179.46		91,714,430.08		47,955.66		91,762,385.74

RECEIPTS & DISBURSEMENTS FOR TREASURY FUNDS

		April 1, 2023		April 2023		April 30, 2023	
		Beginning Book Balance	Plus Receipts	Less Disbursements	Ending Book Balance	Outstanding Warrants	Ending Cash Balance
SPECIAL REVENUE FUNDS (Continued)							
06G	Real Estate Appraiser Commission	\$ 300,804.21	\$ 55,638.28	\$ (20,313.62)	\$ 376,756.11	\$	\$ 376,756.11
06K	Lead Paint	185,478.89	5,925.00	1,097.96	190,305.93	25.00	190,330.93
06L	Business and Professions	5,333,494.98	913,457.53	(1,905,692.56)	8,152,645.07	8,085.00	8,160,730.07
06R	Real Estate Research	914,201.30	21,580.00	191.00	935,590.30	20.00	935,610.30
06T	License Plate Technology	(475,140.86)	149,823.48	(533.65)	(324,783.73)	18.25	(324,765.48)
071	Warm Water Game Fish	1,014,104.75	316,866.44	101,176.93	1,229,794.26	127.01	1,229,921.27
07W	Domestic Violence Prevention	2,170,355.82	101,199.87	72,183.15	2,199,372.54	2,199,372.54
080	Grade Crossing Protective	93,452.63	208.79	93,661.42	93,661.42
081	State Patrol Highway	38,102,631.17	20,754,600.16	23,784,077.17	35,073,154.16	848,272.47	35,921,426.63
082	Motorcycle Safety Education	3,696,128.95	175,119.85	59,403.92	3,811,844.88	3,811,844.88
084	Building Code Council	1,334,054.78	88,695.49	58,075.63	1,364,674.64	6.50	1,364,681.14
086	Fire Service Training	(2,070,578.47)	20,779.00	982,382.23	(3,032,181.70)	32,408.03	(2,999,773.67)
087	Park Land Trust Revolving	2,845,874.00	189,345.85	174,245.25	2,860,974.60	1,870.07	2,862,844.67
08A	Education Legacy Trust	1,438,272,505.11	(200,347,573.17)	(763,436,938.09)	2,001,361,870.03	4,034,656.58	2,005,396,526.61
08H	Military Department Rental and Lease	5,276,469.68	34,473.41	14,152.17	5,296,790.92	5,296,790.92
08K	Problem Gambling	903,692.14	177,875.96	65,372.26	1,016,195.84	1,016,195.84
08M	Small City Pavement and Sidewalk	3,507,008.48	73,704.13	105,646.23	3,475,066.38	3,475,066.38
08R	Waste Tire Removal	4,678,241.41	356,535.14	580,796.82	4,453,979.73	10.00	4,453,989.73
094	Transportation Infrastructure	8,672,778.34	81,238.00	327,464.21	8,426,552.13	8,426,552.13
095	Electrical License	18,657,906.97	3,373,175.40	2,578,418.19	19,452,664.18	19,206.02	19,471,870.20
096	Highway Infrastructure	2,532,757.75	5,658.54	2,538,416.29	2,538,416.29
097	Recreational Vehicle	4,400,550.75	82,763.53	182,141.33	4,301,172.95	182,136.83	4,483,309.78
099	Puget Sound Capital Construction	851,013,375.28	10,390,393.78	7,546,347.97	853,857,421.09	19,977.61	853,877,398.70
09E	Freight Mobility Investment	9,818,434.16	20,513.61	875,527.61	8,963,420.16	25.00	8,963,445.16
09H	Transportation Partnership	(1,069,709.89)	58,207.26	5,803,089.19	(6,814,591.82)	133,243.74	(6,681,348.08)
09P	City-County Assistance	3,735.57	1,117,218.19	1,120,953.76	1,120,953.76
09T	Washington Main Street Trust Fund	54,888.16	500.00	55,388.16	55,388.16
102	Rural Arterial Trust	27,631,386.76	1,356,296.35	216,035.68	28,771,647.43	801.31	28,772,448.74
104	Limited Fish And Wildlife	12,538,471.37	3,104,623.02	1,593,239.68	14,049,854.71	214,843.08	14,264,697.79
106	Highway Safety	99,616,443.84	13,625,213.53	15,735,351.92	97,506,305.45	222,479.90	97,728,785.35
107	Liquor Excise Tax	14,996,855.14	1,992,935.46	11,846,693.53	5,143,097.07	475.89	5,143,572.96
108	Motor Vehicle	190,278,820.22	146,620,412.79	143,996,145.40	192,903,087.61	5,460,522.95	198,363,610.56
109	Puget Sound Ferry Operations	(13,422,950.30)	35,867,835.79	26,631,882.61	(4,186,997.12)	536,653.84	(3,650,343.28)
10A	Aquatic Algae Control	582,229.96	19,412.00	6,387.54	595,254.42	2.00	595,256.42

RECEIPTS & DISBURSEMENTS FOR TREASURY FUNDS

		April 1, 2023	April 2023		April 30, 2023		
		Beginning Book Balance	Plus Receipts	Less Disbursements	Ending Book Balance	Outstanding Warrants	Ending Cash Balance
SPECIAL REVENUE FUNDS (Continued)							
10B	Home Security Fund	\$ 170,736,142.36	\$ 5,972,979.45	\$ 9,226,548.43	\$ 167,482,573.38	\$ 64,061.02	\$ 167,546,634.40
10G	Water Rights Tracking System	312,012.55	1,696.67	313,709.22	313,709.22
110	Special Wildlife	8,696,750.09	72,741.98	195,554.66	8,573,937.41	1,733.18	8,575,670.59
111	Public Service Revolving	1,668,804.46	26,769,547.85	1,935,726.44	26,502,625.87	6,469.27	26,509,095.14
113	Common School Construction	13,927,649.62	338,715,100.58	(1,446,359.60)	354,089,109.80	8,748.10	354,097,857.90
116	Basic Data	0.01	0.01	0.01
119	Unemployment Compensation Administration	1,554,043.13	22,820,445.91	24,195,297.68	179,191.36	22,862,280.91	23,041,472.27
11B	Regional Mobility Grant Program	76,076,075.61	151,273.61	2,145,576.13	74,081,773.09	74,081,773.09
11E	Freight Mobility Multimodal	13,383,994.94	28,817.80	13,412,812.74	13,412,812.74
11H	Forest and Fish Support	7,659,568.53	7,151.53	463,796.19	7,202,923.87	7,202,923.87
11K	Washington Auto Theft Prevention Authority	907,839.87	281,244.46	436,734.54	752,349.79	332.04	752,681.83
120	Administrative Contingency	38,588,674.09	1,219,988.80	420,242.28	39,388,420.61	39,388,420.61
12C	Affordable Housing For All	38,719,047.76	1,539,864.22	2,306,853.81	37,952,058.17	62,072.23	38,014,130.40
12M	Charitable Organization Education	1,483,985.47	40,110.00	95,000.04	1,429,095.43	1,429,095.43
12T	Traumatic Brain Injury	923,060.38	141,155.66	108,617.94	955,598.10	955,598.10
134	Employment Services Administrative	51,286,560.08	186,466.42	2,151,405.77	49,321,620.73	134,701.75	49,456,322.48
138	Insurance Commissioner's Regulatory	20,060,533.74	66,850.84	2,940,542.58	17,186,842.00	1,907.68	17,188,749.68
144	Transportation Improvement	79,540,314.87	2,408,069.47	3,040,340.15	78,908,044.19	36.68	78,908,080.87
146	Firearms Range	1,655,030.28	19,591.20	5,398.74	1,669,222.74	4.32	1,669,227.06
14A	Wildlife Rehabilitation	446,052.29	14,449.67	25,044.70	435,457.26	225.35	435,682.61
14G	Ballast Water and Biofouling Management	37,209.21	1,999.40	35,209.81	35,209.81
14M	Financial Fraud & ID Theft	2,540,972.04	141,150.00	210,455.71	2,471,666.33	2,471,666.33
14R	Military Active State Service	480,913.95	40,924.37	439,989.58	439,989.58
14V	Ignition Interlock Device	2,163,281.58	304,464.75	192,655.01	2,275,091.32	2,275,091.32
150	Low-Income Weatherization/ Structural Rehabilitation Assistance	1,524,449.62	3,414.04	6,464.49	1,521,399.17	1,521,399.17
153	Rural Mobility Grant Program	10,262,585.55	15,881.95	652,691.40	9,625,776.10	12,330.02	9,638,106.12
154	New Motor Vehicle Arbitration	1,366,225.15	63,535.77	54,607.83	1,375,153.09	1,375,153.09
158	Aquatic Land Dredged Material Disposal Site	607,941.85	5,975.00	601,966.85	601,966.85
159	Parks Improvement	509,784.87	41,714.56	24,101.92	527,397.51	3,970.90	531,368.41
15H	Cleanup Settlement	53,320,619.85	119,309.61	126,525.34	53,313,404.12	1,287.70	53,314,691.82
15M	Biotoxin	389,596.82	262,945.48	84,417.53	568,124.77	3.00	568,127.77
160	Wood Stove Education and Enforcement	661,395.30	18,019.00	18,814.26	660,600.04	660,600.04
162	Farm Labor Contractor	165,616.93	270.00	165,886.93	165,886.93

RECEIPTS & DISBURSEMENTS FOR TREASURY FUNDS

		April 1, 2023	April 2023			April 30, 2023		
		Beginning Book Balance	Plus Receipts	Less Disbursements	Ending Book Balance	Outstanding Warrants	Ending Cash Balance	
SPECIAL REVENUE FUNDS (Continued)								
167	Natural Resources Conservation Areas Stewardship	\$ 447,274.25	\$ 26.12	\$ 28,413.64	\$ 418,886.73	\$ 11,000.00	\$ 429,886.73	
16A	Judicial Stabilization Trust	104,457,708.49	429,643.51	38,548.77	104,848,803.23	20,400.02	104,869,203.25	
16J	SR 520 Corridor	166,149,946.07	(4,231,238.59)	(5,923,665.45)	167,842,372.93	122,672.98	167,965,045.91	
16M	Appraisal Management Company	906,369.62	7,650.00	(109,740.27)	1,023,759.89	1,023,759.89	
16P	Marine Resources Stewardship Trust	15.86	0.04	15.90	15.90	
16W	Hospital Safety Net Assessment	102,344,994.55	4,545,217.90	32,022,058.29	74,868,154.16	28,546.00	74,896,700.16	
172	Basic Health Plan Trust	12,623,154.00	12,623,154.00	12,623,154.00	
176	Water Quality Permit	29,381,110.65	1,769,314.12	1,728,517.42	29,421,907.35	1,517.80	29,423,425.15	
17B	Home Visiting Services	10,485,276.51	1,087,100.53	1,451,029.57	10,121,347.47	91,568.58	10,212,916.05	
17N	Complete Streets Grant Program	3,196,606.00	3,196,606.00	3,196,606.00	
17P	SR520 Civil Penalties	7,670,111.77	15,471.97	(4,531.98)	7,690,115.72	7,690,115.72	
17T	Health Benefit Exchange	10,568,565.96	1,979,474.26	144,351.01	12,403,689.21	12,403,689.21	
17W	Limousine Carriers	76,935.88	(2,142.54)	79,078.42	79,078.42	
182	Underground Storage Tank	2,536,986.80	112,920.96	15,402.78	2,634,504.98	816.52	2,635,321.50	
186	County Arterial Preservation	1,458,414.81	1,004,023.34	1,988,489.58	473,948.57	2,289.46	476,238.03	
18J	Capital Vessel Replacement	14,180,818.02	2,412,506.41	21,450.03	16,571,874.40	371.33	16,572,245.73	
18L	Hydraulic Project Approval	
199	Biosolids Permit	805,432.11	834,412.11	81,323.70	1,558,520.52	1,558,520.52	
19A	Medicaid Fraud Penalty	20,546,278.97	45,770.24	247,123.40	20,344,925.81	2,528.80	20,347,454.61	
19C	Forest Practice Application	210,833.35	130.61	6,569.70	204,394.26	300.00	204,694.26	
19T	DOL Technology Improvement and Data Management	190,367.74	19,668.62	45,993.27	164,043.09	440.00	164,483.09	
19V	Andy Hill Cancer Research Endowment Fund	41,324,392.23	936,759.09	2,215.20	42,258,936.12	42,258,936.12	
200	Regional Fisheries Enhancement Salmonid Recovery	(47,434.30)	175,286.87	(222,721.17)	(222,721.17)	
201	Department of Licensing Services	554,092.29	300,938.00	1,126,425.99	(271,395.70)	36.50	(271,359.20)	
202	Medical Test Site Licensure	(839,638.88)	22,270.00	98,457.97	(915,826.85)	25.55	(915,801.30)	
204	Volunteer Fire Fighters' and Reserve Officers' Administrative	4,086,382.10	9,402.73	232,101.34	3,863,683.49	23.60	3,863,707.09	
207	Hazardous Waste Assistance	4,055,231.78	1,732.00	323,520.52	3,733,443.26	6,716.40	3,740,159.66	
20B	Brownfield Redevelopment Trust Fund	
20H	Connecting Washington	631,178,147.53	17,474,404.55	64,622,194.95	584,030,357.13	4,857,710.61	588,888,067.74	
20J	Electric Vehicle	15,899,750.01	1,727,915.51	1,695,986.17	15,931,679.35	962.50	15,932,641.85	
20M	Puget Sound Taxpayer Accountability	1,403,429.40	1,135,755.81	2,539,185.21	2,539,185.21	
20N	Transportation Future Funding Program	5,971,693.17	13,341.62	5,985,034.79	5,985,034.79	

RECEIPTS & DISBURSEMENTS FOR TREASURY FUNDS

		April 1, 2023	April 2023			April 30, 2023		
		Beginning Book Balance	Plus Receipts	Less Disbursements	Ending Book Balance	Outstanding Warrants	Ending Cash Balance	
SPECIAL REVENUE FUNDS (Continued)								
20R	Radioactive Mixed Waste	\$ 2,593,100.72	\$ 33,136.61	\$ 995,085.25	\$ 1,631,152.08	\$ 1,446.52	\$ 1,632,598.60	
20T	PLIA Underground Storage Tank Revolving	31,272,033.08	71,442.82	43,837.47	31,299,638.43	4.58	31,299,643.01	
215	Special Category C	30,866,784.20	738,356.81	4,724,061.68	26,881,079.33	48,458.01	26,929,537.34	
216	Air Pollution Control	12,422,068.58	65,700.05	164,705.10	12,323,063.53	812.37	12,323,875.90	
217	Oil Spill Prevention	9,918,070.44	449,778.15	382,865.59	9,984,983.00	785.25	9,985,768.25	
218	Multimodal Transportation	270,111,562.10	28,808,616.62	5,470,665.58	293,449,513.14	1,053,144.55	294,502,657.69	
21E	Concealed Pistol License Renewal	497,595.93	7,618.80	699.68	504,515.05	1.68	504,516.73	
21H	Wastewater Treatment Plant Operator Certification	475,361.05	2,641.00	19,758.93	458,243.12	143.00	458,386.12	
21M	Distracted Driving Prevention	36,030.63	405.05	36,435.68	36,435.68	
21S	Aquatic Invasive Species Management	295,276.94	43,464.00	72,724.51	266,016.43	621.78	266,638.21	
21V	Construction Registration Inspection	5,853,848.50	1,080,264.36	1,260,508.59	5,673,604.27	20,274.45	5,693,878.72	
222	Freshwater Aquatic Weeds	1,407,164.83	55,020.00	23,325.04	1,438,859.79	14.00	1,438,873.79	
223	State Oil Spill Response	4,740,970.11	123,104.17	109,742.67	4,754,331.61	4,754,331.61	
22J	Abandoned Recreational Vehicle Disposal	2,222,676.17	165,476.38	66,418.82	2,321,733.73	12,371.66	2,334,105.39	
22M	Energy Efficiency	6,073,669.32	115,278.92	5,958,390.40	53.12	5,958,443.52	
22R	Internet Consumer Access	
22U	Secure Drug Take-Back Program	567,786.95	33,991.05	533,795.90	533,795.90	
22W	Public Disclosure Transparency	7,829,630.95	2,492.08	7,683.37	7,824,439.66	25.00	7,824,464.66	
234	Public Works Administration	9,809,050.08	625,894.70	547,958.61	9,886,986.17	55,574.02	9,942,560.19	
235	Youth Tobacco & Vapor Product Prevention	1,836,830.81	102,633.62	106,015.33	1,833,449.10	6,100.00	1,839,549.10	
237	Recreation Access Pass	2,169,250.93	904,109.87	470.00	3,072,890.80	520.00	3,073,410.80	
23G	Vulnerable Roadway User Education	19,566.64	735.01	20,301.65	20,301.65	
23N	Model Toxics Control Capital	227,705,623.03	8,377,421.58	4,314,036.47	231,769,008.14	117,272.14	231,886,280.28	
23P	Model Toxics Control Operating	86,040,183.56	14,257,960.96	11,620,214.79	88,677,929.73	648,992.17	89,326,921.90	
23R	Model Toxics Control Stormwater	77,403,914.78	3,451,806.88	1,441,204.29	79,414,517.37	6,949.47	79,421,466.84	
23S	Puget Sound Gateway Facility	2,746.88	848.29	3,595.17	3,595.17	
23T	Congestion Relief Traffic Safety	128,080.59	2,416.73	130,497.32	130,497.32	
23V	Voluntary Cleanup	749,690.92	93,683.55	10,430.40	832,944.07	832,944.07	
23W	Paint Product Stewardship	15,547.79	617.29	14,930.50	14,930.50	
24B	Foundational Public Health Services	29,544,773.40	936,760.35	30,481,533.75	30,481,533.75	
24J	Workforce Education Investment	167,037,674.34	38,894,435.61	22,173,716.52	183,758,393.43	99,888.64	183,858,282.07	
24K	Agency Financial Transaction	2,579,002.32	775,088.91	626,730.52	2,727,360.71	249.00	2,727,609.71	
24L	Ambulance Transport	3,479,476.82	1,951,043.28	667,771.30	4,762,748.80	4,762,748.80	
24N	Fish, Wildlife, and Conservation	16,870,112.17	7,187,317.19	3,152,925.51	20,904,503.85	262,410.88	21,166,914.73	

RECEIPTS & DISBURSEMENTS FOR TREASURY FUNDS

		April 1, 2023	April 2023		April 30, 2023		
		Beginning Book Balance	Plus Receipts	Less Disbursements	Ending Book Balance	Outstanding Warrants	Ending Cash Balance
SPECIAL REVENUE FUNDS (Continued)							
24P	Insurance Commissioner's Fraud	\$ 987,648.12	\$	\$ 169,643.91	\$ 818,004.21	\$ 515.55	\$ 818,519.76
24Q	Cooper Jones Active Transportation Safety	1,185,631.85	49,631.91	4,301.88	1,230,961.88	1,230,961.88
24V	Telebehavioral Health Access	681,174.35	37,984.62	158,986.91	560,172.06	560,172.06
25M	State Health Care Affordability	30,000,000.00	30,000,000.00	30,000,000.00
25N	Statewide 988 Behavioral Health Crisis Response & Suicide Prevention Line	32,463,898.05	3,811,490.54	1,729,611.09	34,545,777.50	42.25	34,545,819.75
25Q	Clean Fuels Program
25T	Refrigerant Emission Management
25U	Department of Licensing Wage Lien	317.00	317.00	317.00
25W	Driver Licensing Technology Support	100,176.90	104,864.36	205,041.26	205,041.26
260	University of Washington Operating Fees	123.54	123.54	123.54
262	Manufactured Home Installation Training	751,557.20	21,378.71	19,882.88	753,053.03	0.67	753,053.70
263	Community and Economic Development Fee	7,074,580.27	4,200.00	65,111.18	7,013,669.09	41.92	7,013,711.01
267	Recreation Resources	25,778,598.09	685,365.80	1,131,733.24	25,332,230.65	161,227.50	25,493,458.15
268	Nonhighway and Off-Road Vehicle Activities (NOVA) Program	13,557,240.84	540,113.98	162,613.73	13,934,741.09	1,218.00	13,935,959.09
269	Parks Renewal and Stewardship	38,531,523.37	5,299,143.87	7,176,401.67	36,654,265.57	384,542.20	37,038,807.77
26A	Carbon Emissions Reduction	167,166,600.00	167,166,600.00	167,166,600.00
26B	Climate Investment	152,642,267.00	152,642,267.00	152,642,267.00
26C	Climate Commitment
26D	Natural Climate Solutions
26E	Air Quality and Health Disparities Improvement	20,000,000.00	20,000,000.00	20,000,000.00
26M	Climate Active Transportation	15,597,101.31	24,843.10	9,661.36	15,612,283.05	15,612,283.05
26N	Climate Transit Programs	35,335,183.73	61,250.34	227,235.00	35,169,199.07	35,169,199.07
26P	Move Ahead WA	306,292,596.18	8,782,490.44	7,381,070.62	307,694,016.00	104,033.79	307,798,049.79
26Q	Move Ahead WA Flexible	18,330,834.53	956,799.52	114,930.55	19,172,703.50	184.53	19,172,888.03
26W	Renewable Fuels Accelerator
271	Washington State University Operating Fees
275	Central Washington University Operating Fees
277	State Agency Parking	326,420.43	20.00	90.00	326,350.43	20.00	326,370.43
27P	Price Ceiling Unit Emission Reduction Investment
285	Growth Management Planning and Environmental Review	6,214,279.92	157,281.84	305,978.91	6,065,582.85	10,158.91	6,075,741.76
296	Columbia River Basin Water Supply Rev Recovery	7,048,766.96	15,779.48	2,058.00	7,062,488.44	2,943.50	7,065,431.94
315	Dedicated Marijuana	294,085,803.65	39,718,527.11	6,380,243.22	327,424,087.54	80,905.88	327,504,993.42

RECEIPTS & DISBURSEMENTS FOR TREASURY FUNDS

		April 2023			April 30, 2023		
		April 1, 2023					
		Beginning Book Balance	Plus Receipts	Less Disbursements	Ending Book Balance	Outstanding Warrants	Ending Cash Balance
SPECIAL REVENUE FUNDS (Continued)							
319	Public Health Supplemental	\$ 2,357,328.39	\$ 10,376.09	\$ 77,847.82	\$ 2,289,856.66	\$ 5,640.48	\$ 2,295,497.14
404	State Treasurer's Service	69,479,540.75	3,246,911.71	987,113.61	71,739,338.85	4,729.68	71,744,068.53
408	Coastal Protection	2,208,249.37	103,259.93	23,996.30	2,287,513.00	307.23	2,287,820.23
441	Local Government Archives	2,570,028.15	224,317.58	331,099.22	2,463,246.51	36,038.28	2,499,284.79
500	Perpetual Surveillance and Maintenance	49,527,959.04	118,670.77	49,646,629.81	27.00	49,646,656.81
507	Oyster Reserve Land	497,405.73	1,116.91	11,933.94	486,588.70	486,588.70
511	Tacoma Narrows Toll Bridge	36,079,283.45	(8,437,160.10)	(4,673,654.57)	32,315,777.92	83,115.84	32,398,893.76
513	Derelict Vessel Removal	158,697.37	581,386.97	346,583.81	393,500.53	6.00	393,506.53
532	Washington Housing Trust Fund	39,621,153.73	430,418.02	1,073,625.99	38,977,945.76	6,156.24	38,984,102.00
535	Alaskan Way Viaduct Replacement Project	98,640,690.28	(92,833.41)	(2,725,288.88)	101,273,145.75	90,293.83	101,363,439.58
549	Election	5,599,959.33	1,452,875.79	35,029.20	7,017,805.92	7,017,805.92
550	Transportation 2003	41,426,497.02	(862,397.67)	225,384.74	40,338,714.61	315.94	40,339,030.55
562	Skilled Nursing Facility Safety Net Trust	5,572,940.60	7,548.54	1,071,418.16	4,509,070.98	4,509,070.98
564	Water Pollution Control Revolving Administration	7,991,230.70	105,300.95	196,055.22	7,900,476.43	14.76	7,900,491.19
565	Yakima Integrated Plan Implementation Revenue Recovery
566	Community Forest Trust	250,034.37	558.61	(6,378.20)	256,971.18	256,971.18
571	Multiuse Roadway Safety	1,207,790.91	27,966.32	1,235,757.23	1,235,757.23
595	I-405 and SR-167 Express Toll Lanes	357,973,083.57	536,219.40	(1,535,656.48)	360,044,959.45	68,865.41	360,113,824.86
600	Department of Retirement Systems Expense	28,463,622.47	4,696,772.57	3,879,026.38	29,281,368.66	7,335.57	29,288,704.23
689	Rural Washington Loan	1,209,228.10	2,707.09	1,211,935.19	1,211,935.19
727	Water Pollution Control Revolving	385,856,255.92	5,824,247.06	9,991,918.53	381,688,584.45	8,558,020.76	390,246,605.21
733	Capitol Campus Reserve
777	Prostitution Prevention and Intervention	186,121.03	450.39	4,957.71	181,613.71	181,613.71
785	State Educational Trust Fund	3,952,558.63	11,133.45	436.00	3,963,256.08	3,963,256.08
818	Youth Athletic Facility	43,301,742.07	96,742.34	43,398,484.41	43,398,484.41
825	Tobacco Settlement
844	Money-Purchase Retirement Savings Administrative
851	Developmental Disabilities Community Services	40,807,853.75	125,070.44	973,624.96	39,959,299.23	39,959,299.23
874	OASI Revolving	143,955.69	76,925.55	12,145.49	208,735.75	0.71	208,736.46
887	Public Facilities Construction Loan Revolving	35,722,174.28	267,797.28	33,452.76	35,956,518.80	254.87	35,956,773.67
888	Deferred Compensation Administrative	2,476,121.31	1,648,446.28	992,606.56	3,131,961.03	12.80	3,131,973.83
893	Radiation Perpetual Maintenance	365,661.64	816.94	366,478.58	366,478.58

RECEIPTS & DISBURSEMENTS FOR TREASURY FUNDS

	April 1, 2023	April 2023		April 30, 2023		
	Beginning Book Balance	Plus Receipts	Less Disbursements	Ending Book Balance	Outstanding Warrants	Ending Cash Balance
TOTAL SPECIAL REVENUE FUNDS	\$ 8,202,473,802.44	\$ 677,030,060.18	\$ (217,239,552.78)	\$ 9,096,743,415.40	\$ 57,611,181.31	\$ 9,154,354,596.71
DEBT SERVICE FUNDS						
303 Highway Bond Retirement	\$ 223,091,997.02	\$ 64,907,749.07	\$	\$ 287,999,746.09	\$	\$ 287,999,746.09
304 Ferry Bond Retirement	11,774,323.18	279,611.19	12,053,934.37	12,053,934.37
305 Transportation Improvement Board Bond Retirement	5,879,370.10	4,547,650.41	10,427,020.51	10,427,020.51
347 Washington State University Bond Retirement	62,998,227.81	1,536,129.06	(674,992.55)	65,209,349.42	65,209,349.42
348 University of Washington Bond Retirement	14,728,087.87	6,216,418.16	623,390.47	20,321,115.56	20,321,115.56
380 Debt-Limit General Fund Bond Retirement	8,300,000.00	8,300,000.00	8,300,000.00
381 Debt-Limit Reimbursable Bond Retirement
382 Nondebt-Limit General Fund Bond Retirement
383 Nondebt-Limit Reimbursable Bond Retirement
384 Nondebt-Limit Proprietary Appropriated Bond Retirement
385 Nondebt-Limit Proprietary Nonappropriated Bond Retirement
386 Nondebt-Limit Revenue Bond Retirement
389 Toll Facility Bond Retirement	25,656,611.66	4,287,872.15	29,944,483.81	29,944,483.81
TOTAL DEBT SERVICE FUNDS	\$ 344,128,617.64	\$ 90,075,430.04	\$ (51,602.08)	\$ 434,255,649.76	\$	\$ 434,255,649.76
CAPITAL PROJECTS FUNDS						
01L Higher Education Construction	\$ 0.08	\$	\$	\$ 0.08	\$	\$ 0.08
036 Capitol Building Construction	7,804,089.63	21,155.00	(495,718.80)	8,320,963.43	8,320,963.43
056 State Higher Education Construction	2,518.36	5.62	2,523.98	2,523.98
057 State Building Construction	571,563,732.24	2,800,369.72	117,310,079.31	457,054,022.65	2,393,827.99	459,447,850.64
060 Community and Technical College Capital Projects	17,439,951.91	6,654,367.87	3,740,923.26	20,353,396.52	20,353,396.52
061 Eastern Washington University Capital Projects	6,085,850.12	198,736.84	143,948.62	6,140,638.34	6,140,638.34
062 Washington State University Building	21,591,256.40	49,999.91	21,641,256.31	21,641,256.31
063 Central Washington University Capital Projects	4,538,594.44	196,291.95	304,710.35	4,430,176.04	4,430,176.04
064 University of Washington Building	9,096,817.48	6,103,141.52	3,110,029.41	12,089,929.59	12,089,929.59
065 Western Washington University Capital Projects	8,144,378.28	1,581,264.79	186,383.77	9,539,259.30	9,539,259.30
066 The Evergreen State College Capital Projects	3,951,776.20	194,430.74	207,767.95	3,938,438.99	3,938,438.99
075 State Social and Health Services Construction	9,396.39	9,396.39	9,396.39
18B Columbia River Basin Tax Bond Water Supply Development	1,275,813.36	2,850.35	1,278,663.71	1,278,663.71

RECEIPTS & DISBURSEMENTS FOR TREASURY FUNDS

		April 1, 2023	April 2023			April 30, 2023		
		Beginning Book Balance	Plus Receipts	Less Disbursements	Ending Book Balance	Outstanding Warrants	Ending Cash Balance	
CAPITAL PROJECTS FUNDS (Continued)								
245	Public Safety Reimbursable Bond	\$ 4.12	\$	\$	\$ 4.12	\$	\$ 4.12	
246	Community and Technical College Forest Reserve	5,159,673.79	(0.18)	5,159,673.97	5,159,673.97	
289	Thurston County Capital Facilities	6,697,771.94	355,629.62	1,071,888.77	5,981,512.79	49,839.66	6,031,352.45	
357	Gardner-Evans Higher Education Construction	45,698.05	45,698.05	45,698.05	
364	Military Department Capital	4,014,450.02	4,014,450.02	4,014,450.02	
367	Chehalis Basin Taxable	
373	Coronavirus Capital Projects	(5,649,485.75)	628,172.99	(6,277,658.74)	53.12	(6,277,605.62)	
TOTAL CAPITAL PROJECTS FUNDS		\$ 661,772,287.06	\$ 18,158,243.93	\$ 126,208,185.45	\$ 553,722,345.54	\$ 2,443,720.77	\$ 556,166,066.31	
PERMANENT FUNDS								
04B	Natural Resources Real Property Replacement	\$ 17,813,753.45	\$ 39,798.49	\$	\$ 17,853,551.94	\$	\$ 17,853,551.94	
601	Agricultural Permanent	318,545.11	264,654.65	53,890.46	53,890.46	
603	Millersylvania Park Trust	5,866.09	13.10	5,879.19	5,879.19	
604	Normal School Permanent	127,780.05	32,679.85	95,100.20	95,100.20	
605	Permanent Common School	55,042.43	(13,594.77)	68,637.20	68,637.20	
606	Scientific Permanent	83,578.50	22,737.84	60,840.66	60,840.66	
607	State University Permanent	185,726.57	35,000.00	150,726.57	150,726.57	
TOTAL PERMANENT FUNDS		\$ 18,590,292.20	\$ 39,811.59	\$ 341,477.57	\$ 18,288,626.22	\$	\$ 18,288,626.22	
ENTERPRISE FUNDS								
401	Correctional Industries	\$ 907,826.60	\$ 9,121,548.41	\$ 9,169,233.02	\$ 860,141.99	\$ 549,555.76	\$ 1,409,697.75	
407	Secretary of State's Revolving	10,458,984.71	912,094.12	1,180,277.17	10,190,801.66	25.00	10,190,826.66	
418	State Health Care Authority Administrative	1,671,210.51	1,560,630.00	1,982,829.67	1,249,010.84	78.44	1,249,089.28	
492	School Employees' Insurance Administrative	2,540,049.88	1,596,073.56	943,976.32	28.58	944,004.90	
578	Lottery Administrative	1,217,109.39	1,605,569.43	1,422,583.70	1,400,095.12	9,405.00	1,409,500.12	
608	Accident	1,282,281.85	297,129,621.48	278,053,122.03	20,358,781.30	170,007,927.61	190,366,708.91	
609	Medical Aid	5,711,015.84	130,749,663.59	135,524,928.99	935,750.44	4,547,544.51	5,483,294.95	
610	Accident Reserve	721,071.91	69,890,212.03	70,542,400.61	68,883.33	1,217,619.39	1,286,502.72	
881	Supplemental Pension	578,622.85	125,716,172.74	101,852,257.03	24,442,538.56	2,702,981.13	27,145,519.69	
883	Second Injury	80,481,409.85	465,922.28	165,791.40	80,781,540.73	8,066.58	80,789,607.31	
TOTAL ENTERPRISE FUNDS		\$ 105,569,583.39	\$ 637,151,434.08	\$ 601,489,497.18	\$ 141,231,520.29	\$ 179,043,232.00	\$ 320,274,752.29	

RECEIPTS & DISBURSEMENTS FOR TREASURY FUNDS

		April 1, 2023	April 2023			April 30, 2023		
		Beginning Book Balance	Plus Receipts	Less Disbursements	Ending Book Balance	Outstanding Warrants	Ending Cash Balance	
INTERNAL SERVICE FUNDS								
006	Public Records Efficiency, Preservation & Access	\$ 2,423,207.66	\$ 775,025.10	\$ 352,233.29	\$ 2,845,999.47	\$ 419.67	\$ 2,846,419.14	
405	Legal Services Revolving	27,752,297.17	11,379,357.26	15,318,885.45	23,812,768.98	342,211.77	24,154,980.75	
410	Transportation Equipment	30,482,815.94	1,667,004.24	(978,316.21)	33,128,136.39	62,925.15	33,191,061.54	
415	Personnel Service	16,556,644.58	2,206,835.00	1,198,884.09	17,564,595.49	23,641.03	17,588,236.52	
455	Higher Education Personnel Service	582,253.98	77,985.00	84,597.66	575,641.32	3,395.71	579,037.03	
468	OFM Central Service	4,272,593.65	2,723,519.40	968,423.36	6,027,689.69	1,975.33	6,029,665.02	
483	Auditing Services Revolving	(653,690.14)	943,721.09	583,045.47	(293,014.52)	211.84	(292,802.68)	
484	Administrative Hearings Revolving	15,777,447.45	492,338.00	2,770,937.66	13,498,847.79	16,430.66	13,515,278.45	
TOTAL INTERNAL SERVICE FUNDS		\$ 97,193,570.29	\$ 20,265,785.09	\$ 20,298,690.77	\$ 97,160,664.61	\$ 451,211.16	\$ 97,611,875.77	
PENSION TRUST FUNDS								
614	Volunteer Firefighters' Relief and Pension Principal	\$ 785,482.18	\$ 30,935.88	\$ 1,115,291.34	\$ (298,873.28)	\$ 38,307.43	\$ (260,565.85)	
615	State Patrol - Plan1	1,036,228.75	8,467,488.55	8,399,163.11	1,104,554.19	22,535.24	1,127,089.43	
616	Judges' Retirement	1,410,842.45	78,189.69	19,018.51	1,470,013.63	1,470,013.63	
630	State Patrol - Plan 2	554,426.83	2,334,744.90	2,314,307.14	574,864.59	59,577.11	634,441.70	
631	Public Employees' Retirement System Plan 1	8,449,624.69	157,306,034.20	156,635,364.03	9,120,294.86	245,131.30	9,365,426.16	
632	Teachers' Retirement System Plan 1	6,265,355.03	120,117,816.21	119,578,524.82	6,804,646.42	134,760.94	6,939,407.36	
633	School Employees' Retirement System Combined Plan 2 & 3	6,385,215.04	75,440,148.71	74,639,578.56	7,185,785.19	162,418.20	7,348,203.39	
635	Public Safety Employees Retirement System Plan 2	869,692.19	10,646,998.33	11,167,088.04	349,602.48	41,024.10	390,626.58	
641	Public Employees' Retirement System Combined Plan 2 & 3	27,736,433.32	357,966,956.23	366,271,046.75	19,432,342.80	1,368,583.55	20,800,926.35	
642	Teachers' Retirement System Combined Plan 2 and 3	20,834,444.01	207,505,711.08	206,667,097.93	21,673,057.16	158,352.83	21,831,409.99	
661	Higher Ed Retirement Plan Supplemental Benefit-UW	47.48	666,795.56	666,794.69	48.35	48.35	
662	Higher Ed Retirement Plan Supplemental Benefit -WSU	93,627.32	93,627.32	
663	Higher Ed Retirement Plan Supplemental Benefit-EWU	7,657.42	14,919.69	15,150.57	7,426.54	7,426.54	
664	Higher Ed Retirement Plan Supplemental Benefit-CWU	17,192.37	17,192.37	
665	Higher Ed Retirement Plan Supplemental Benefit-TESC	4,180.94	4,180.94	
667	Higher Ed Retirement Plan Supplemental Benefit-WWU	22,426.59	22,426.59	

RECEIPTS & DISBURSEMENTS FOR TREASURY FUNDS

		April 1, 2023	April 2023		April 30, 2023		
		Beginning Book Balance	Plus Receipts	Less Disbursements	Ending Book Balance	Outstanding Warrants	Ending Cash Balance
PENSION TRUST FUNDS (Continued)							
668	Higher Ed Retirement Plan Supplemental Benefit -SBCTC	\$	\$ 72,814.81	\$ 72,814.81	\$	\$	\$
722	Deferred Compensation Principal	4,723,952.90	63,607,898.37	61,960,747.40	6,371,103.87	747.69	6,371,851.56
729	Judicial Retirement Principal	11,252.44	3,497.32	3,462.75	11,287.01	11,287.01
819	LEOFF Plan 1 Retirement	2,720,723.46	33,422,725.93	33,681,331.29	2,462,118.10	342,165.36	2,804,283.46
829	LEOFF Plan 2 Retirement	7,487,159.95	83,787,918.94	84,899,388.57	6,375,690.32	749,497.64	7,125,187.96
882	Washington Judicial Retirement System	8,942,951.52	1,695,938.06	538,774.81	10,100,114.77	10,100,114.77
TOTAL PENSION TRUST FUNDS		\$ 98,221,489.66	\$ 1,123,304,959.68	\$ 1,128,782,372.34	\$ 92,744,077.00	\$ 3,323,101.39	\$ 96,067,178.39
CUSTODIAL FUNDS							
01P	Suspense	\$ 50,282,706.89	\$ 3,636,250,683.84	\$ 3,591,830,231.98	\$ 94,703,158.75	\$ 229,994.05	\$ 94,933,152.80
01R	Undistributed Receipts	32,548.80	32,548.80	32,548.80
01T	Local Leasehold Excise Tax	978,617.42	(1,961,990.94)	2,940,608.36	2,940,608.36
034	Local Sales and Use Tax
035	State Payroll Revolving	35,767,650.85	638,609,275.66	664,725,556.03	9,651,370.48	2,146,921.22	11,798,291.70
768	Local Real Estate Excise Tax
795	State Investment Board Commingled Monthly Bond	32.24	159.43	(127.19)	(127.19)
865	State Investment Board Commingled Trust	3,639.54	3,639.54
877	OASI Contribution
TOTAL CUSTODIAL FUNDS		\$ 87,061,523.96	\$ 4,274,863,631.28	\$ 4,254,597,596.04	\$ 107,327,559.20	\$ 2,376,915.27	\$ 109,704,474.47
TOTAL TREASURY FUNDS		\$ 15,062,538,405.35	\$ 11,208,569,808.52	\$ 10,416,279,647.68	\$ 15,854,828,566.19	\$ 331,391,580.82	\$ 16,186,220,147.01

RECEIPTS & DISBURSEMENTS FOR TREASURER'S TRUST FUNDS

		April 1, 2023	April 2023		April 30, 2023		
		Beginning Book Balance	Plus Receipts	Less Disbursements	Ending Book Balance	Outstanding Warrants	Ending Cash Balance
GENERAL FUND							
06N	Local Tax Administration	\$	\$	\$	\$	\$	\$
07F	Commercial Fisheries Buyback
08B	Foster Care Endowed Scholarship Trust	16,707.62	37.32	16,744.94	16,744.94
08E	Individual Development Account Program	2,090.50	4.68	2,095.18	2,095.18
08N	State Financial Aid	163,078,466.51	19,773,913.83	55,256,391.38	127,595,988.96	14,542.00	127,610,530.96
08T	Transportation Innovative Partnership
11M	Poet Laureate	115.55	115.55	115.55
11R	Hospital Infection Control Grant
12L	Outdoor Education and Recreation Prog	2,647,685.60	2,647,685.60	2,647,685.60
12P	Geoduck Aquaculture Research
131	Fair	2,806,013.68	7,241.04	2,192,838.52	620,416.20	266,315.30	886,731.50
14N	Legislative Oral History	26,900.20	26,900.20	26,900.20
14P	Skeletal Human Remains Assistance	224,314.99	224,314.99	224,314.99
15B	Food Animal Vet Scholarship
15N	Business Assistance
16F	Washington State Flag
16K	Mortgage Recovery
16R	Multiagency Permitting Team	99,748.95	222.85	99,971.80	99,971.80
17R	Aerospace Training Student Loan	226,537.71	878.98	9,102.88	218,313.81	38.33	218,352.14
18C	Native Education Public-Private Partnership
18F	High School Completion
18G	Opportunity Scholarship Match Transfer	385,000.00	385,000.00	385,000.00
18K	24/7 Sobriety	23,628.11	264.77	23,892.88	23,892.88
18V	Science, Technology, Engineering and Math Education Lighthouse
19J	Universal Communications Services	207,691.52	7,407.43	200,284.09	200,284.09
20L	Early Start	494,262.23	494,262.23	494,262.23
21J	Gina Grant Bull Memorial Legislative Page Scholarship	53,218.21	122.56	754.94	52,585.83	52,585.83
21L	Low-Income Home Rehab Revolving Loan Program	256,067.84	467.29	256,535.13	256,535.13
21T	Suicide-Safer Homes Project	25,000.01	25,000.01	25,000.01
22A	State Agency Office Relocation Pool	4,294,186.20	4,294,186.20	4,294,186.20
22B	Highway Worker Memorial Scholarship
22S	Landlord Mitigation Program	3,041,409.88	312,850.64	56,365.68	3,297,894.84	35,350.26	3,333,245.10
22V	Medical Student Loan	1,247,479.24	1,247,479.24	1,247,479.24

RECEIPTS & DISBURSEMENTS FOR TREASURER'S TRUST FUNDS

		April 1, 2023	April 2023			April 30, 2023		
		Beginning Book Balance	Plus Receipts	Less Disbursements	Ending Book Balance	Outstanding Warrants	Ending Cash Balance	
GENERAL FUND (Continued)								
23B	Rural Jobs Program Match Transfer	\$ 895.86	\$	\$	\$ 895.86	\$	\$ 895.86	
23E	Washington History Day	100,628.48	6,124.82	106,753.30	106,753.30	
23F	Open Educational Resources	
23L	Indian Health Improvement Reinvestment	365,417.08	5,411.37	28,431.73	342,396.72	342,396.72	
24A	Behavioral Health Loan Repayment Program	2,909,538.66	24,857.72	378,300.00	2,556,096.38	38,395.84	2,594,492.22	
24F	Veterans Service Officer	
24W	Undocumented Student Support Loan Match	
25B	Unemployment Insurance Relief	30,284.75	30,284.75	30,284.75	
25E	Rosa Franklin Legislative Internship Program Scholarship	325.69	0.72	326.41	326.41	
25J	Department of Transportation Purple Heart State	
25K	Department of Veterans' Affairs Purple Heart State	50.00	50.00	50.00	
25L	Military Department Purple Heart State	
26F	Billy Frank Jr. National Statuary Hall Collection	100,327.94	14,400.00	85,927.94	85,927.94	
26T	Washington Student Loan	171,583,531.25	383,342.35	171,966,873.60	171,966,873.60	
27E	Equitable Access to Credit Program	
27H	Veterans & Military Members Suicide Prevention	3,010.00	180.00	3,190.00	3,190.00	
27M	WA State Global War on Terror Memorial	3,650.00	3,650.00	3,650.00	
290	Savings Incentive	2,800,093.39	2,800,093.39	2,800,093.39	
447	Information Technology Investment Revolving	35,496,112.48	88,787.21	1,460,121.08	34,124,778.61	376.06	34,125,154.67	
490	Regional Transportation Investment District	
514	Agricultural Conservation Easements	
534	Washington Graduate Fellowship Trust	489.80	489.80	489.80	
551	Washington Youth and Families	124,634.31	124,634.31	124,634.31	
552	Conservation Assistance Revolving	463,714.45	463,714.45	463,714.45	
653	Washington Distinguished Professorship Trust	
703	COVID-19 Unemployment	
704	COVID-19 Public Health Response	469,990,689.32	17,992,134.76	21,521,383.64	466,461,440.44	439,395.64	466,900,836.08	
708	Salary/Insurance Contribution Increase Revolving	1,880,481.04	150,871.00	1,729,610.04	1,729,610.04	
743	College Faculty Awards Trust	186.14	186.14	186.14	
747	Health Professional Loan Repayment & Scholarship Program	20,605,761.80	1,329,775.43	920,999.20	21,014,538.03	146,613.17	21,161,151.20	
748	WA Career and College Pathways Innov Challenge	4,873,203.53	13,134.69	94,094.97	4,792,243.25	375,000.00	5,167,243.25	
781	Cross-State Trail	473.10	473.10	473.10	

RECEIPTS & DISBURSEMENTS FOR TREASURER'S TRUST FUNDS

		April 1, 2023	April 2023			April 30, 2023		
		Beginning Book Balance	Plus Receipts	Less Disbursements	Ending Book Balance	Outstanding Warrants	Ending Cash Balance	
GENERAL FUND (Continued)								
793	Health Insurance Pool	\$	\$	\$	\$	\$	\$	\$
817	Stadium and Exhibition Center Construction
835	Four Year Student Child Care in Higher Education	51,423.86	9,776.50	41,647.36	41,647.36
TOTAL GENERAL FUND		\$ 890,541,447.48	\$ 39,939,753.03	\$ 82,101,238.95	\$ 848,379,961.56	\$ 1,316,026.60	\$ 849,695,988.16	
SPECIAL REVENUE FUNDS								
01F	Crime Victims' Compensation	\$ 3,261,233.48	\$ 131,397.65	\$	\$ 3,392,631.13	\$	\$ 3,392,631.13	
03K	Industrial Insurance Premium Refund	7,413,424.25	45,078.54	62,566.56	7,395,936.23	59.58	7,395,995.81	
04F	Real Estate Education Program	626,005.33	3,724.52	11,375.06	618,354.79	618,354.79	
06H	Oral History, State Library, and Archives	475,699.62	37,625.26	18,353.72	494,971.16	494,971.16	
06J	Securities Prosecution	638,864.43	1,000.00	639,864.43	639,864.43	
07A	Mortgage Lending Fraud Prosecution	284,146.49	13,357.95	113,100.00	184,404.44	184,404.44	
07B	Organ and Tissue Donation Awareness	52,136.42	47,973.56	54,235.92	45,874.06	45,874.06	
07E	Contract Harvesting Revolving	3,421,850.26	7,479.08	(258,199.67)	3,687,529.01	170,650.33	3,858,179.34	
07J	"Helping Kids Speak"	2,704.35	1,675.34	1,610.01	2,769.68	2,769.68	
07K	Special License Plate Applicant Trust	12,206.00	12,206.00	12,206.00	
07L	Legislative International Trade	1,300.25	1,300.25	1,300.25	
07N	Produce Railcar Pool	51.63	0.11	51.74	51.74	
07T	Commemorative Works	3,534.02	7.90	3,541.92	3,541.92	
07V	Fish and Wildlife Enforcement Reward	216,997.84	7,683.63	5,106.75	219,574.72	219,574.72	
08C	Gonzaga University Alumni Association	6,770.04	3,997.02	4,795.01	5,972.05	5,972.05	
08F	Lighthouse Environmental Programs	12,648.98	6,736.35	7,478.34	11,906.99	11,906.99	
08G	Flexible Spending Administrative	2,502,562.84	80,744.00	80,791.47	2,502,515.37	2,502,515.37	
08J	Prescription Drug Consortium	47,827.84	7,936.32	55,764.16	55,764.16	
08L	"Ski & Ride Washington"	6,820.55	2,069.67	3,217.66	5,672.56	3,217.66	8,890.22	
08P	State Parks Education and Enhancement	297,055.22	12,665.36	(7,780.22)	317,500.80	317,500.80	
08V	Veterans Stewardship	1,067,019.22	58,738.45	35,045.97	1,090,711.70	113.30	1,090,825.00	
08W	"Washington's National Park Fund"	32,428.62	23,524.70	27,734.05	28,219.27	28,219.27	
098	Eastern Washington Pheasant Enhancement	160,825.94	61,055.04	18,567.64	203,313.34	667.68	203,981.02	
09A	We Love Our Pets	13,540.25	3,992.35	5,975.68	11,556.92	11,556.92	
09B	Boating Safety Education Certification	808,754.65	12,525.00	24,773.10	796,506.55	580.00	797,086.55	
09J	Washington Coastal Crab Pot Buoy Tag	206,461.13	46,350.00	1,500.00	251,311.13	251,311.13	
09K	Life Sciences Discovery	1,634,127.19	3,650.88	1,637,778.07	1,637,778.07	
09L	Nursing Resource Center	316,152.32	58,500.00	396.92	374,255.40	5.00	374,260.40	

RECEIPTS & DISBURSEMENTS FOR TREASURER'S TRUST FUNDS

	April 1, 2023		April 2023		April 30, 2023		
	Beginning Book Balance		Plus Receipts	Less Disbursements	Ending Book Balance	Outstanding Warrants	Ending Cash Balance
SPECIAL REVENUE FUNDS (Continued)							
10F "Share the Road"	\$ 16,803.72	\$	\$ 5,418.01	\$ 5,985.01	\$ 16,236.72	\$	\$ 16,236.72
11A Employment Training Finance	432,134.06		1,590.79	12,899.00	420,825.85	420,825.85
11J Electronic Products Recycling	1,130,437.07	18,632.61	1,111,804.46	1,111,804.46
11P Large On-Site Sewage Systems
11V Veteran Estate Management	11,006.18		23,415.98	31,523.85	2,898.31	219.71	3,118.02
126 Agricultural Local	34,028,013.66		2,288,663.01	2,281,114.39	34,035,562.28	120,137.76	34,155,700.04
128 Grain Inspection Revolving	(1,478,256.05)		960,863.36	966,276.78	(1,483,669.47)	887.18	(1,482,782.29)
12E Assisted Living Facility Management	606,410.57	(9,551.05)	615,961.62	615,961.62
12F Manufactured/Mobile Home Dispute Resol	2,462,373.80		43,188.06	51,289.82	2,454,272.04	2,454,272.04
12G Rockfish Research	490,891.47		36,264.34	3,114.33	524,041.48	2.00	524,043.48
12H Uniformed Service Shared Leave Pool	925,258.97	(19,127.51)	944,386.48	944,386.48
12N Get Ready For Math & Science Schlarshp	270,666.87		1,580.29	272,247.16	272,247.16
133 Children's Trust	463,687.36		3,598.02	4,531.50	462,753.88	90.00	462,843.88
14E Washington State Library Operations	6,963,521.22		330,652.74	684,814.00	6,609,359.96	1,548.34	6,610,908.30
14W Reduced Cigarette Ignition Propensity	790,567.27		7,044.32	1,975.91	795,635.68	12,499.76	808,135.44
15A Transitional Housing Oper & Rent	0.41	0.41	0.41
15T Broadband Mapping
15V Funeral and Cemetery	465,691.21		54,240.23	7,421.49	512,509.95	912.00	513,421.95
15W Guaranteed Asset Protection Waiver	19,750.00	19,750.00	19,750.00
163 Worker and Community Right to Know	3,816,202.07		54,609.26	194,678.23	3,676,133.10	229.22	3,676,362.32
169 Horse Racing Commission Operating	877,137.17		215,405.79	188,944.65	903,598.31	50.49	903,648.80
16B Landscape Architects' License	233,269.90		18,175.00	(45,326.54)	296,771.44	296,771.44
16E Spec Forest Products Outreach/Education	75,495.07		122.45	75,617.52	75,617.52
16G Universal Vaccine Purchase	13,683,728.61		6,320,084.35	7,775,158.35	12,228,654.61	1,828,406.00	14,057,060.61
16L Accessible Communities	882,357.30		22,403.36	458.44	904,302.22	904,302.22
16N Disabled Veterans Assistance
16T Product Stewardship Programs	325,326.57	1,915.70	323,410.87	323,410.87
17L Foreclosure Fairness	1,434,081.43		53,876.91	18,947.32	1,469,011.02	(4.99)	1,469,006.03
17M Individual-Based/Portable Background Check Clearance	956,622.45	864.65	955,757.80	955,757.80
17V Volunteer Firefighters	6,064.33		3,822.00	3,042.67	6,843.66	6,843.66
180 Local Government Administrative Hearings	205,658.54		5,501.40	1,200.00	209,959.94	209,959.94
189 Clarke-McNary
18A Investing In Innovation
18E Educator Certification Processing	4,988,364.00		375,658.00	225,567.14	5,138,454.86	299.00	5,138,753.86

RECEIPTS & DISBURSEMENTS FOR TREASURER'S TRUST FUNDS

		April 1, 2023	April 2023			April 30, 2023		
		Beginning Book Balance	Plus Receipts	Less Disbursements	Ending Book Balance	Outstanding Warrants	Ending Cash Balance	
SPECIAL REVENUE FUNDS (Continued)								
18M	Music Matters Awareness	\$ 7,609.00	\$ 4,480.01	\$ 5,649.01	\$ 6,440.00	\$	\$ 6,440.00	
18N	Damage Prevention	209,208.86	16,200.00	47,350.00	178,058.86	178,058.86	
18R	Seattle Sounders FC	6,170.76	3,287.92	3,733.82	5,724.86	5,724.86	
190	Forest Fire Protection Assessment	10,929,433.05	4,166.45	420,500.22	10,513,099.28	33,796.73	10,546,896.01	
193	State Forest Nursery Revolving	(340,890.93)	1,502.01	22,951.03	(362,339.95)	7,442.40	(354,897.55)	
195	Energy	0.21	0.21	0.21	
197	Statute Law Committee Publications	884,689.91	1,055.83	3,973.40	881,772.34	881,772.34	
198	Access Road Revolving	6,566,200.87	4,610.52	240,669.05	6,330,142.34	5,447.26	6,335,589.60	
19B	School for the Blind	4,713,470.61	208,543.61	227,681.64	4,694,332.58	4,694,332.58	
19E	4-H Program	476.00	445.67	476.00	445.67	445.67	
19F	Seattle Seahawks	50,331.39	21,120.75	24,743.25	46,708.89	46,708.89	
19H	Center for Deaf/Hard of Hearing Youth	2,199,817.20	104,530.08	6,390.00	2,297,957.28	2,297,957.28	
19M	Seattle University	15,054.52	504.00	476.00	15,082.52	15,082.52	
19P	Child Rescue	87,741.98	27,494.63	115,236.61	115,236.61	
19R	Residential Services and Support	88,099.63	88,099.63	88,099.63	
19W	Wolf-Livestock Conflict	260,019.55	1,601.17	258,418.38	258,418.38	
205	Mobile Home Park Relocation	3,366,992.39	114,154.15	112,679.07	3,368,467.47	76,106.24	3,444,573.71	
206	Cost of Supervision	1,082,436.88	475.00	1,081,961.88	475.00	1,082,436.88	
209	Regional Fisheries Enhancement Group	1,654,091.82	100,237.54	155,230.57	1,599,098.79	467.93	1,599,566.72	
20A	State Flower	3,742.67	2,769.67	3,119.67	3,392.67	3,392.67	
20D	CPA Scholarship Transfer	125,000.00	125,000.00	125,000.00	
20E	WA Internet Crimes Against Children	1,118,110.62	25,788.88	1,092,321.74	1,092,321.74	
20G	Washington Farmers and Ranchers	863.34	224.00	690.67	396.67	396.67	
20K	Licensing & Enforcement System Modernization	
20P	Nursing Facility Quality Enhancement	5,174,115.67	5,174,115.67	5,174,115.67	
20W	Washington Tennis	12,937.11	196.00	13,133.11	13,133.11	
210	Fire Protection Contractor License	1,224,135.96	20,469.29	60,886.57	1,183,718.68	200.00	1,183,918.68	
213	Veterans' Emblem	25,272.44	224.00	25,496.44	25,496.44	
214	Temporary Worker Housing	392,839.12	2,246.00	10,694.93	384,390.19	100.00	384,490.19	
219	Air Operating Permit	4,338,699.85	65,293.90	4,273,405.95	319.28	4,273,725.23	
21A	Washington State Wrestling	555.34	641.67	471.34	725.67	725.67	
21C	Washington Sexual Assault Kit	19,248.28	43.00	19,291.28	19,291.28	
21F	Fred Hutch	613.67	809.67	697.67	725.67	725.67	
21G	Washington State Aviation	159,829.79	3,549.00	163,378.79	163,378.79	

RECEIPTS & DISBURSEMENTS FOR TREASURER'S TRUST FUNDS

	April 2023			April 30, 2023		
	April 1, 2023					
	Beginning Book Balance	Plus Receipts	Less Disbursements	Ending Book Balance	Outstanding Warrants	Ending Cash Balance
SPECIAL REVENUE FUNDS (Continued)						
21N NE WA Wolf-Livestock Management	\$ 319,632.69	\$ 725.56	\$ 8,668.48	\$ 311,689.77	\$	\$ 311,689.77
21Q Forest Health Revolving	29,114,444.07	76,721.03	530,319.04	28,660,846.06	1,050.20	28,661,896.26
21U Veteran's In-State Service Shared Leave Pool	243,218.34	11,472.60	(19,127.51)	273,818.45	273,818.45
21W K-12 Criminal Background Check	886,716.20	168,149.00	175,921.98	878,943.22	45.25	878,988.47
225 Fingerprint Identification	5,071,804.49	1,018,760.07	800,604.94	5,289,959.62	1,003.05	5,290,962.67
22G Photovoltaic Module Recycling	360.76	360.76	360.76
22H Foster Parent Shared Leave Pool	286,215.30	6,321.13	(9,021.00)	301,557.43	301,557.43
22K Watershed Restoration Enhancement	601,450.00	601,450.00	601,450.00
22L Public Use General Aviation Airport Loan Revolving	5,541,781.39	12,521.99	10,177.89	5,544,125.49	5,544,125.49
22N Fish and Wildlife Federal Lands Revolving
22P Natural Resources Federal Lands Revolving	9,026,795.57	21,516.18	(18,657.75)	9,066,969.50	9,066,969.50
22Q Seattle Mariners	3,235.08	7.00	3,242.08	3,242.08
23A Student Loan Advocate	449,083.85	11,435.12	437,648.73	437,648.73
23C Department of Licensing Tuition Recovery	212,845.31	437.37	213,282.68	213,282.68
23D Student Achievement Council Tuition Recovery Trust	328,478.85	733.87	329,212.72	329,212.72
23K Smoke Detection Device Awareness	36,533.32	36,533.32	36,533.32
23M County Road Administration Board Emergency Loan	2,557,683.68	5,714.23	2,563,397.91	2,563,397.91
24C San Juan Islands Programs	4,811.34	3,889.67	5,007.34	3,693.67	3,693.67
24D Seattle Storm	28.00	28.00	28.00
24E Washington State Library-Archives Building	17,423,422.35	243,170.75	17,666,593.10	17,666,593.10
24G Hemp Regulatory	224,444.04	15,390.00	(5,771.53)	245,605.57	245,605.57
24R Energy Independence Act Special
24S Seattle NHL Hockey	3,479.00	2,625.00	3,710.00	2,394.00	3,710.00	6,104.00
24T State Firearms Background Check System	4,754,554.65	2,903.22	372,641.65	4,384,816.22	4,384,816.22
259 Coastal Crab	123,354.22	120.00	1,405.76	122,068.46	122,068.46
25A Washington Apples	2,909.67	2,970.34	2,965.67	2,914.34	2,965.67	5,880.01
25R Recycled Content	328,926.33	5,829.50	40,153.16	294,602.67	294,602.67
25S Recycling Enhancing
25V Washington State Attorney General Charitable Asset Protection	555,944.29	83,947.00	41,863.12	598,028.17	270.00	598,298.17
26G Energy Facility Site Eval Council	(805,418.76)	14,374.28	289,771.20	(1,080,815.68)	550.96	(1,080,264.72)
26J WA State Leadership Board Spec Lic Plate	389,511.89	11,900.46	401,412.35	401,412.35
26S Patches Pal License Plate	10,836.00	1,064.00	11,900.00	11,900.00

RECEIPTS & DISBURSEMENTS FOR TREASURER'S TRUST FUNDS

		April 1, 2023	April 2023		April 30, 2023		
		Beginning Book Balance	Plus Receipts	Less Disbursements	Ending Book Balance	Outstanding Warrants	Ending Cash Balance
SPECIAL REVENUE FUNDS (Continued)							
274	Adult Family Home	\$ 551,825.23	\$	\$ (4,512.66)	\$ 556,337.89	\$	\$ 556,337.89
27D	Driver Resource Center	5,622,625.18	173,287.74	5,449,337.44	5,449,337.44
27N	Washington Wine License Plate	3,528.00	756.00	4,284.00	4,284.00
27Q	State OPIOID Settlement
281	Impaired Driving Safety	(198,311.56)	64,544.20	15,750.00	(149,517.36)	(149,517.36)
283	Juvenile Accountability Incentive	317,655.13	709.69	318,364.82	318,364.82
297	Pipeline Safety	2,926,256.03	846,495.20	188,969.72	3,583,781.51	1,067.32	3,584,848.83
298	Geologists'	136,729.58	31,300.00	(78,275.97)	246,305.55	317.00	246,622.55
300	Financial Services Regulation	54,149,765.60	1,961,486.74	2,806,182.49	53,305,069.85	70,084.75	53,375,154.60
320	Puget Sound Crab Pot Buoy Tag	13,856.60	200.00	13,656.60	5.00	13,661.60
328	Crim Justice Training Commis Firing Range Maintenance	213,403.00	213,403.00	213,403.00
416	Surplus and Donated Food Commodities Revolving	1,127,984.37	969,583.83	881,119.61	1,216,448.59	1,216,448.59
424	Anti-Trust Revolving	1,103,466.61	59,109.24	445,665.72	716,910.13	895.00	717,805.13
474	School Employees Flexible & Dependent Care Administration	17,832.83	34,248.00	34,242.74	17,838.09	17,838.09
480	Financial Education Public-Private Partnership	131,041.17	131,041.17	131,041.17
485	Horse Racing Owners' Bonus/Breeder Awards	109,216.38	26,458.91	135,675.29	4,627.53	140,302.82
495	Toll Collection	27,179,920.48	17,103,675.45	18,924,724.72	25,358,871.21	99,051.60	25,457,922.81
496	Educator Conditional Scholarship	4,111,635.03	10,731.58	53,972.41	4,068,394.20	21,000.00	4,089,394.20
497	Horse Racing Commission Class C Purse Fund	210,469.75	4,461.97	214,931.72	214,931.72
498	Washington State Council of Fire Fighters Benevolent	17,806.41	9,996.03	12,028.38	15,774.06	15,774.06
499	Law Enforcement Memorial	53,403.81	25,064.74	28,688.43	49,780.12	49,780.12
501	Liquor Revolving	5,003,761.54	35,067,346.34	4,296,551.54	35,774,556.34	381,893.81	36,156,450.15
503	Tuition Recovery	4,400,187.80	35,191.79	2,377.94	4,433,001.65	4,433,001.65
515	DNA Data Base	651,390.89	25,633.04	16,265.14	660,758.79	660,758.79
516	Fruit and Vegetable Inspection	7,163,496.62	938,610.07	1,305,368.30	6,796,738.39	3,383.33	6,800,121.72
536	Federal Food Service Revolving	1,143,721.20	4,571,333.72	4,490,074.39	1,224,980.53	144,859.33	1,369,839.86
553	Performance Audits of Government	17,400,661.53	1,984,475.07	2,158,844.36	17,226,292.24	597.34	17,226,889.58
561	Community Technical College Innovation	10,842,904.75	1,585,042.45	289,604.16	12,138,343.04	12,138,343.04
687	Rural Rehabilitation	40,386.68	90.23	40,476.91	40,476.91
688	Federal Local Rail Service Assistance	83,900.86	161.37	84,062.23	84,062.23
731	Child Care Facility Revolving	75,856.95	169.48	76,026.43	76,026.43
732	Nursing Home Civil Penalties	2,287,790.21	(16,500.00)	2,304,290.21	2,304,290.21

RECEIPTS & DISBURSEMENTS FOR TREASURER'S TRUST FUNDS

		April 1, 2023	April 2023		April 30, 2023		
		Beginning Book Balance	Plus Receipts	Less Disbursements	Ending Book Balance	Outstanding Warrants	Ending Cash Balance
SPECIAL REVENUE FUNDS (Continued)							
746	Hanford Area Economic Investment	\$ 54,575.19	\$ 9,345.15	\$	\$ 63,920.34	\$	\$ 63,920.34
749	Governor's Interagency Committee of State Employed Women	131,572.93	1,607.81	129,965.12	129,965.12
761	Basic Health Plan Subscription	250,744.09	250,744.09	250,744.09
763	Center for the Improvement of Student Learning	35,600.68	35,600.68	35,600.68
773	Commission on Higher Ed Prof Student Ex Program	51,200.00	51,200.00	51,200.00
774	University of Washington License Plate	383,728.72	21,231.04	28.00	404,931.76	404,931.76
776	Washington State University License Plate	60,094.36	55,120.45	115,214.81	115,214.81
778	Western Washington University License Plate	1,593.67	1,148.00	2,741.67	2,741.67
779	Eastern Washington University License Plate	112,689.83	4,496.35	117,186.18	117,186.18
780	School Zone Safety Account	1,357,332.71	17,402.72	1,964.20	1,372,771.23	600.00	1,373,371.23
783	Central Washington University License Plate	15,586.71	1,453.67	17,040.38	17,040.38
784	Miscellaneous Transportation Programs	(15,907,453.55)	21,120,800.98	28,397,703.22	(23,184,355.79)	29,930.02	(23,154,425.77)
786	The Evergreen State College License Plate	30,588.40	613.67	31,202.07	31,202.07
789	Advanced Environmental Mitigation Revolving	1,211,086.99	5,772.49	1,216,859.48	1,216,859.48
816	Stadium and Exhibition Center	2,174,055.52	756,103.79	1,524,174.97	1,405,984.34	1,405,984.34
821	Impaired Physician	224,367.07	174,500.00	3,267.15	395,599.92	395,599.92
823	Livestock Nutrient Management	32,161.87	1,079.80	31,082.07	31,082.07
833	Developmental Disabilities Endowment Trust	5,220,974.81	914,240.67	450,067.75	5,685,147.73	302,389.20	5,987,536.93
834	Capitol Furnishings Preservation Committee	35,851.73	35,851.73	35,851.73
878	Federal Forest Revolving	2,530.52	14,572,028.95	14,574,543.49	15.98	15.98
880	Advance Right-of-Way Revolving	40,629,180.47	374,967.83	4,778.41	40,999,369.89	300.00	40,999,669.89
884	Gambling Revolving	20,773,254.42	2,052,966.15	1,273,022.94	21,553,197.63	34,529.01	21,587,726.64
885	Plumbing Certificate	1,673,574.01	123,295.58	137,238.46	1,659,631.13	538.96	1,660,170.09
892	Pressure Systems Safety	890,217.12	248,774.08	178,894.55	960,096.65	377.38	960,474.03
TOTAL SPECIAL REVENUE FUNDS		\$ 427,019,690.80	\$ 119,671,372.78	\$ 98,874,285.04	\$ 447,816,778.54	\$ 3,370,966.57	\$ 451,187,745.11
CAPITAL PROJECTS FUNDS							
366	Watershed Restoration Enhancement Bond	\$ 6,731,735.55	\$	\$ 141,825.00	\$ 6,589,910.55	\$	\$ 6,589,910.55
377	Watershed Restoration Enhancement Taxable Bond
TOTAL CAPITAL PROJECTS FUNDS		\$ 6,731,735.55	\$	\$ 141,825.00	\$ 6,589,910.55	\$	\$ 6,589,910.55

RECEIPTS & DISBURSEMENTS FOR TREASURER'S TRUST FUNDS

		April 1, 2023	April 2023			April 30, 2023		
		Beginning Book Balance	Plus Receipts	Less Disbursements	Ending Book Balance	Outstanding Warrants	Ending Cash Balance	
PERMANENT FUNDS								
842	American Indian Scholarship Endowment	\$ 295,397.47	\$ 1,061.31	\$	\$ 296,458.78	\$	\$ 296,458.78	
852	Foster Care Scholarship Endowment	3,939.40	8.80	3,948.20	3,948.20	
TOTAL PERMANENT FUNDS		\$ 299,336.87	\$ 1,070.11	\$	\$ 300,406.98	\$	\$ 300,406.98	
ENTERPRISE FUNDS								
22E	Family and Medical Leave Enforcement	\$ 423,153.57	\$ 653.61	\$	\$ 423,807.18	\$	\$ 423,807.18	
22F	Family and Medical Leave Insurance	(97,762,869.59)	93,042,193.94	112,741,040.05	(117,461,715.70)	2,421,777.93	(115,039,937.77)	
413	Municipal Revolving	3,156,525.55	3,057,886.03	3,411,246.97	2,803,164.61	2,246.57	2,805,411.18	
438	Uniform Dental Plan Benefits Administration	(69,511.35)	674,811.00	605,299.65	605,299.65	
439	Uniform Medical Plan Benefits Administration	753,808.31	5,490,300.00	762,015.79	5,482,092.52	5,482,092.52	
442	Legislative Gift Center	199,444.78	34,345.27	14,023.98	219,766.07	1,580.21	221,346.28	
445	Self-Insured Emplr Overpymt Reimb	1,414,513.94	12,378.12	1,426,892.06	1,426,892.06	
446	Industrial Insurance Rainy Day Fund	
449	Certificates of Participation and Other Financing - Local	438,139.29	1,428.00	436,711.29	995.00	437,706.29	
456	Separately Managed State Treasurer's Service	182,676.03	19,643.66	15,865.62	186,454.07	186,454.07	
470	Imaging	141,865.72	13,998.26	32,677.57	123,186.41	123,186.41	
473	School Employees Insurance Reserve	54,869,972.25	122,588.64	54,992,560.89	54,992,560.89	
475	School Employees Dental Benefits Administration	(18,238.14)	481,571.00	463,332.86	463,332.86	
477	Lottery Investment	
493	School Employees' Insurance	(46,543,842.25)	155,224,472.40	157,613,245.37	(48,932,615.22)	349,877.93	(48,582,737.29)	
494	School Employees' Benefits Board Administration	(515,673.77)	2,976,046.71	281,284.64	2,179,088.30	2,179,088.30	
543	Judicial Information Systems	(5,907,150.62)	1,051,165.25	2,437,373.95	(7,293,359.32)	90,523.27	(7,202,836.05)	
544	Pollution Liability Insurance Program Trust	39,010,078.99	2,486,947.36	732,912.92	40,764,113.43	5.90	40,764,119.33	
545	Heating Oil Pollution Liability Trust	1,926,565.61	107,741.42	112,577.31	1,921,729.72	12.46	1,921,742.18	
567	Long-Term Services and Supports Trust	18,849,640.13	44,334.29	1,655,379.40	17,238,595.02	17,238,595.02	
721	Public Employees' and Retirees' Insurance	145,233,707.58	227,994,943.13	151,326,605.25	221,902,045.46	2,868,058.13	224,770,103.59	
730	Public Employees' and Retirees' Insurance Reserve	136,225,728.18	304,343.29	136,530,071.47	136,530,071.47	
788	Advanced College Tuition Payment Program	5,878,020.81	4,976,459.02	9,644,056.89	1,210,422.94	1,168,678.16	2,379,101.10	
TOTAL ENTERPRISE FUNDS		\$ 257,886,555.02	\$ 498,116,822.40	\$ 440,781,733.71	\$ 315,221,643.71	\$ 6,903,755.56	\$ 322,125,399.27	
INTERNAL SERVICE FUNDS								
411	Natural Resources Equipment	\$ 18,019,347.56	\$ 19,717.69	\$ 567,175.31	\$ 17,471,889.94	\$ 63,064.55	\$ 17,534,954.49	
421	Education Technology Revolving Fund	14,173,014.84	498,427.61	13,674,587.23	13,674,587.23	

RECEIPTS & DISBURSEMENTS FOR TREASURER'S TRUST FUNDS

		April 1, 2023	April 2023			April 30, 2023		
		Beginning Book Balance	Plus Receipts	Less Disbursements	Ending Book Balance	Outstanding Warrants	Ending Cash Balance	
INTERNAL SERVICE FUNDS (Continued)								
422	General Administration Services	\$ 62,656,055.49	\$ 19,557,105.57	\$ 19,759,502.86	\$ 62,453,658.20	\$ 1,403,089.47	\$ 63,856,747.67	
436	OFM Labor Relations Service	2,366,279.43	1,355,739.06	423,598.56	3,298,419.93	1,166.25	3,299,586.18	
444	Fish & Wildlife Equipment	172,863.08	67,122.00	83,721.22	156,263.86	721.91	156,985.77	
453	Minority and Women's Business Enterprises	1,116,880.49	473,988.00	(633,768.89)	2,224,637.38	3,001.09	2,227,638.47	
458	Consolidated Technology Services Revolving	(5,593,467.56)	14,660,605.31	12,661,955.45	(3,594,817.70)	210,797.78	(3,384,019.92)	
461	Shared Information Technology System Revolving	
466	Statewide Info Tech System Development Revolving	42,286,691.81	36,223.69	3,287,888.69	39,035,026.81	3,088.39	39,038,115.20	
471	State Patrol Nonappropriated Airplane Revolving	163,853.97	132,532.00	31,168.82	265,217.15	8,138.52	273,355.67	
472	Statewide Info Tech System Maintenance & Operations Revolving	25,642,809.05	9,361,762.62	2,137,189.85	32,867,381.82	3,289.35	32,870,671.17	
546	Risk Management	(1,548,746.29)	1,896,927.78	266,937.62	81,243.87	26.00	81,269.87	
547	Liability	3,462,682.48	10,794.02	7,859,752.84	(4,386,276.34)	4,618,987.05	232,710.71	
739	Certificates of Participation and Other Financing - State	612,977.83	25,904.32	587,073.51	5,944.00	593,017.51	
TOTAL INTERNAL SERVICE FUNDS		\$ 163,531,242.18	\$ 47,572,517.74	\$ 46,969,454.26	\$ 164,134,305.66	\$ 6,321,314.36	\$ 170,455,620.02	
PRIVATE PURPOSE FUNDS								
196	Unclaimed Personal Property	\$ 3,931,196.48	\$ 13,913,089.75	\$ 14,252,429.79	\$ 3,591,856.44	\$ 11,755,062.96	\$ 15,346,919.40	
463	WA College Savings Program	(464,545.93)	86,923.35	89,013.23	(466,635.81)	1,246.50	(465,389.31)	
738	Department of Social and Health Services Trust	53,654.52	53,654.52	53,654.52	
799	WA Achieving a Better Life Experience Program	82,155.23	13,815.66	95,970.89	95,970.89	
TOTAL PRIVATE PURPOSE FUNDS		\$ 3,602,460.30	\$ 14,013,828.76	\$ 14,341,443.02	\$ 3,274,846.04	\$ 11,756,309.46	\$ 15,031,155.50	
PENSION TRUST FUNDS								
838	LEOFF Retirement System Benefits Improvement	\$	\$	\$	\$	\$	\$	
TOTAL PENSION TRUST FUNDS		\$	\$	\$	\$	\$	\$	
CUSTODIAL FUNDS								
165	Salary Reduction	\$ (918,832.67)	\$ 3,457,164.74	\$ 4,168,375.04	\$ (1,630,042.97)	\$ 909.98	\$ (1,629,132.99)	
16C	Real Estate/Property Tax Admin Assistance	44,475.00	4,225.00	40,250.00	40,250.00	
17A	County 911 Excise Tax	6,648,377.98	(212,010.84)	6,860,388.82	6,860,388.82	
525	Washington State Combined Fund Drive	1,053,821.82	346,251.97	38,320.10	1,361,753.69	24,957.26	1,386,710.95	
660	Natural Resources Deposit	58,749,753.57	23,819,387.75	23,394,516.41	59,174,624.91	197,950.35	59,372,575.26	

RECEIPTS & DISBURSEMENTS FOR TREASURER'S TRUST FUNDS

		April 1, 2023	April 2023			April 30, 2023		
		Beginning Book Balance	Plus Receipts	Less Disbursements	Ending Book Balance	Outstanding Warrants	Ending Cash Balance	
CUSTODIAL FUNDS (Continued)								
734	Centennial Document Preservation and Modernization	\$ 1,708,844.53	\$ 164,481.04	\$	\$ 1,873,325.57	\$	\$ 1,873,325.57	
737	High Occupancy Vehicle	
757	Maritime Historic Restoration and Preservation	6,809.86	5,113.81	11,923.67	11,923.67	
797	Local Tourism Promotion	1,374,061.88	(304,081.89)	1,678,143.77	1,678,143.77	
802	School Employees Salary Reduction	(3,898,993.08)	1,837,427.31	2,274,867.69	(4,336,433.46)	(4,336,433.46)	
847	Separately Managed State Agency Investment	
TOTAL CUSTODIAL FUNDS		\$ 64,768,318.89	\$ 29,629,826.62	\$ 29,364,211.51	\$ 65,033,934.00	\$ 223,817.59	\$ 65,257,751.59	
TOTAL TREASURER'S TRUST FUNDS		\$ 1,814,380,787.09	\$ 748,945,191.44	\$ 712,574,191.49	\$ 1,850,751,787.04	\$ 29,892,190.14	\$ 1,880,643,977.18	

INVESTMENT STATEMENT

Fund / Account	April 1, 2023	Purchased	Maturities & Sales	Amortization	April 30, 2023
Treasury & Treasurer's Trust					
Investments (trade date basis)	\$ 17,058,833,045.59	\$ 5,633,299,209.82	\$ 4,488,021,257.40	\$ 9,547,741.50	\$ 18,213,658,739.51
Reverse Repurchase Agreements
Purchased Accrued Interest	2,395,993.21	2,143,046.67	342,393.18	4,196,646.70
Total Treasury & Treasurer's Trust	\$ 17,061,229,038.80	\$ 5,635,442,256.49	\$ 4,488,363,650.58	\$ 9,547,741.50	\$ 18,217,855,386.21
Local Government Investment Pool					
Investments (trade date basis)	\$ 19,664,082,733.81	\$ 127,463,005,263.02	\$ 122,497,621,889.48	\$ 25,703,833.97	\$ 24,655,169,941.32
Reverse Repurchase Agreements
Purchased Accrued Interest	398,797.97	398,797.97
Total Local Government Investment Pool	\$ 19,664,481,531.78	\$ 127,463,005,263.02	\$ 122,497,621,889.48	\$ 25,703,833.97	\$ 24,655,568,739.29
Separately Managed Accounts					
Investments (trade date basis)	\$ 1,010,022,714.71	\$ 66,744,960.40	\$ 65,956,783.26	\$ 191,545.45	\$ 1,011,002,437.30
Purchased Accrued Interest	81,247.77	22,062.16	42,230.45	61,079.48
Total Separately Managed Accounts	\$ 1,010,103,962.48	\$ 66,767,022.56	\$ 65,999,013.71	\$ 191,545.45	\$ 1,011,063,516.78
Total All Accounts	\$ 37,735,814,533.06	\$ 133,165,214,542.07	\$ 127,051,984,553.77	\$ 35,443,120.92	\$ 43,884,487,642.28

INVESTMENT INTEREST INCOME & CAPITAL GAINS

Fund / Account	April 2023	April 2022	Fiscal Year 2023	Fiscal Year 2022
Treasury & Treasurer's Trust				
Cash	\$ 23,392,530.30	\$ 5,192,078.91	\$ 227,640,619.92	\$ 90,606,990.31
Custody Bank Fees	(13,504.16)	(9,843.55)	(123,409.30)	(95,839.86)
Other Bank Fees	(2,433.66)	(3,681.58)	(27,433.27)	(38,374.15)
Amortization	9,547,741.50	(1,480,359.27)	75,825,839.49	(23,999,752.67)
Accrued Interest	10,498,546.60	4,415,708.65	38,748,874.41	2,728,272.63
Gains and Losses	174,962.38	(473,567.18)	690,933.43	4,398,014.70
Total Treasury & Treasurer's Trust	\$ 43,597,842.96	\$ 7,640,335.98	\$ 342,755,424.68	\$ 73,599,310.96
Local Government Investment Pool				
Cash	\$ 59,952,595.25	\$ 1,986,232.02	\$ 370,553,819.07	\$ 17,612,285.20
Amortization	25,703,833.97	3,704,794.01	222,936,902.30	8,714,615.43
Accrued Interest	2,254,153.70	1,548,804.25	41,862,071.39	262,215.74
Gains and Losses	197,398.03	92,488.15	1,212,458.80	217,372.05
Total Local Government Investment Pool	\$ 88,107,980.95	\$ 7,332,318.43	\$ 636,565,251.56	\$ 26,806,488.42
Separately Managed Accounts				
Cash	\$ 765,514.55	\$ 316,294.25	\$ 11,666,158.63	\$ 5,471,714.44
Amortization	191,545.45	(107,022.18)	651,934.44	(963,161.75)
Accrued Interest	697,806.30	400,785.47	1,319,878.02	505,066.98
Gains and Losses	2,494.30	9,039.64	25,033.53	163,836.88
Total Separately Managed Accounts	\$ 1,657,360.60	\$ 619,097.18	\$ 13,663,004.62	\$ 5,177,456.55
Total All Accounts	\$ 133,363,184.51	\$ 15,591,751.59	\$ 992,983,680.86	\$ 105,583,255.93

**MIKE PELLICCIOTTI
STATE TREASURER
PO BOX 40200
OLYMPIA WA 98504-0200**

