



Washington State Treasurer's Monthly Report

May 2023



MIKE PELLICCIOTTI
State Treasurer

In accordance with the Americans with Disabilities Act, this publication will be made available in alternate formats upon request to the Office of the State Treasurer, Legislative Building, 2nd Floor, Olympia, Washington 98504-0200, telephone (360) 902-9000, fax (360) 902-9037 or TTY Users Call: 7-1-1. Web Site: <http://tre.wa.gov>.

TABLE OF CONTENTS

	<i>Page</i>
State Treasurer’s Letter	1
General Fund	2
Treasury, Treasurer’s Trust and Local Government Investment Pool Flow Chart.....	3
Treasury & Treasurer’s Trust, Treasury and Treasurer’s Trust Charts	4
General Fund and Local Government Investment Pool Charts	5
Receipts and Disbursements for Treasury Funds.....	6
Receipts and Disbursements for Treasurer’s Trust Funds	20
Investment Statement	31
Investment Interest Income and Capital Gains.....	32



Mike Pellicciotti
State Treasurer

State of Washington
Office of the Treasurer
Legislative Building
P.O. Box 40200
Olympia, Washington 98504

(360) 902-9000 TTY 7-1-1
FAX (360) 902-9037
<http://tre.wa.gov>



Fellow Washingtonians,

I am pleased to report on the operations of the Office of the State Treasurer for the month of May 2023. At the close of the month, the total of the treasury & treasurer's trust book balances was \$19.7 billion with investment earnings distributed for the month of \$51.3 million.

Sincerely,

A handwritten signature in blue ink that reads "Mike Pellicciotti". The signature is fluid and cursive.

Mike Pellicciotti
Washington State Treasurer

GENERAL FUND

CURRENT MONTH AND FISCAL YEAR TO DATE COMPARISON

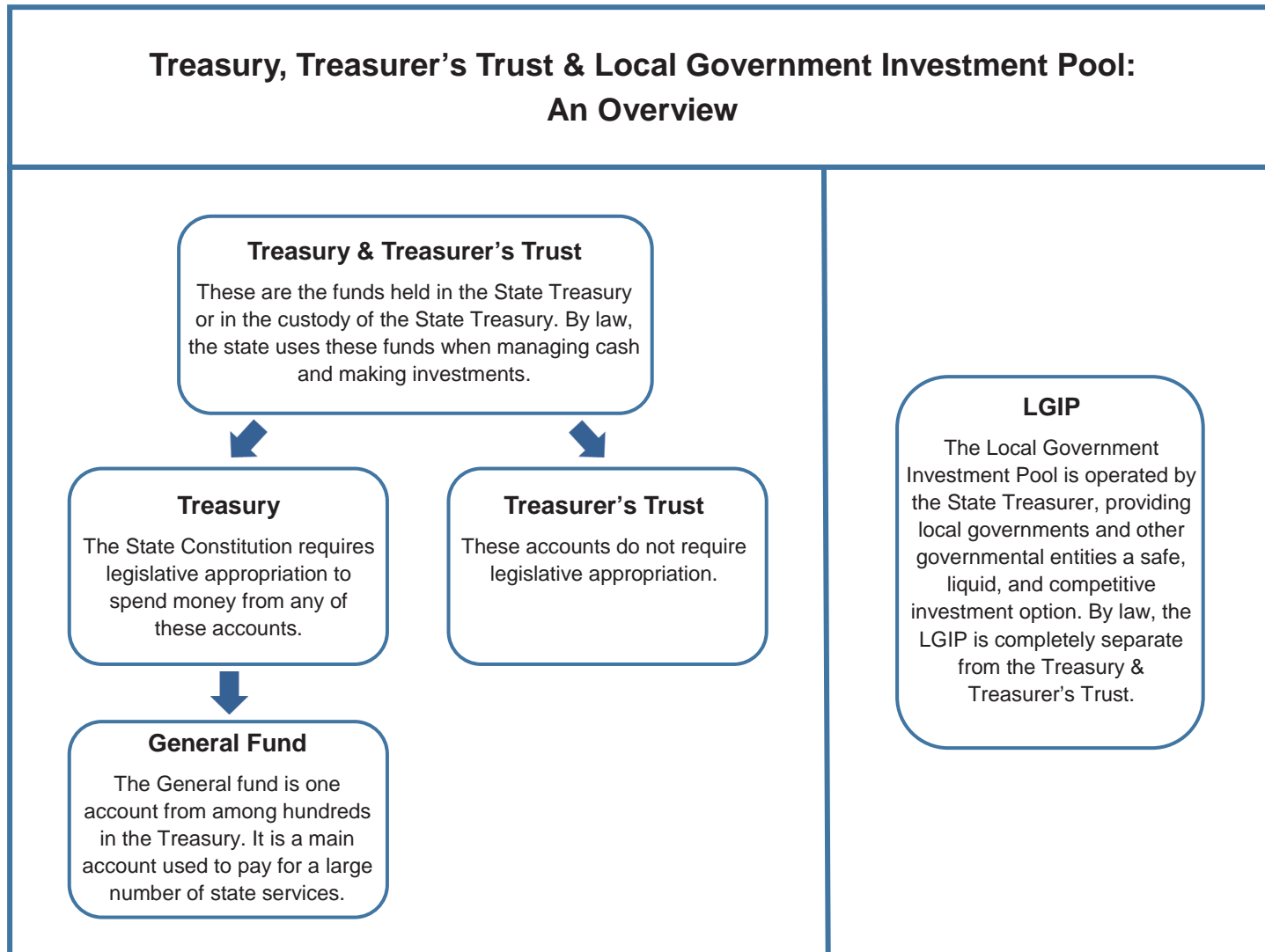
(In Millions)

	Month of May		Fiscal Year to Date	
	2023	2022	2023	2022
Beginning Book Balance	\$ 1,433.324	3,199.213	4,503.455	4,614.636
Cash Revenue	\$ 4,794.372	5,137.951	43,708.537	42,268.637
Other Cash Receipts	246.597	160.271	5,669.101	2,978.074
Total Cash Receipts	5,040.969	5,298.222	49,377.638	45,246.711
Total Cash Disbursements	2,435.396	5,346.177	49,842.196	46,710.089
Ending Book Balance	\$ 4,038.897	3,151.258	4,038.897	3,151.258
Cash Revenue				
Bond Retirement & Interest	\$ 0.000	\$ 0.000	\$ (0.226)	\$ (0.269)
Secretary of State	5.799	4.649	53.654	49.468
Department of Revenue:				
Retail Sales Tax	1,193.057	1,198.894	13,476.308	12,746.206
Business & Occupation Tax	518.974	489.257	5,705.627	5,156.074
Compensating Tax	92.013	76.004	914.882	815.662
Cigarette Tax	24.490	32.036	251.460	259.161
Public Utility Tax	48.572	40.789	503.084	447.871
Various Other Revenue	28.092	0.320	811.320	385.432
Insurance Commission	3.245	3.101	512.764	513.237
Liquor and Cannabis Board	2.720	2.870	137.706	148.682
Department of Licensing:				
Excise Tax - Other	0.015	0.012	0.139	0.146
Various Other Revenue	4.150	5.901	15.565	18.674
Department of Social & Health Services	(3.396)	4.991	41.717	42.461
Universities & Colleges	0.000	(203.817)	0.627	(203.818)
Treasurer's Transfers	(12.154)	4.832	(184.029)	(49.040)
Counties:				
Property Tax	1,738.887	1,728.209	4,107.570	4,077.090
Real Estate Excise Tax	103.188	207.725	1,243.779	2,192.149
Various Other Revenue	3.156	2.690	31.934	31.303
Federal Grants-In-Aid (All Agencies)	1,090.213	1,635.687	15,443.736	15,323.021
Revenues Distributed to Local Governments	(7.022)	(8.407)	(50.320)	(95.430)
Other Agencies' Cash Revenue	(39.627)	(87.792)	691.240	410.557
Total Cash Revenue	\$ 4,794.372	\$ 5,137.951	\$ 43,708.537	\$ 42,268.637

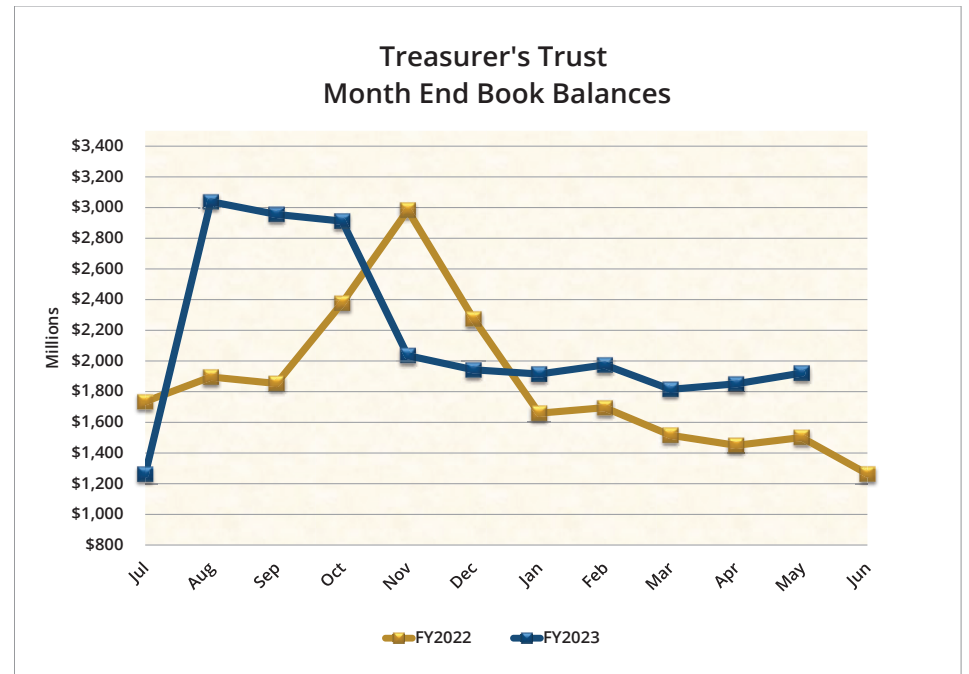
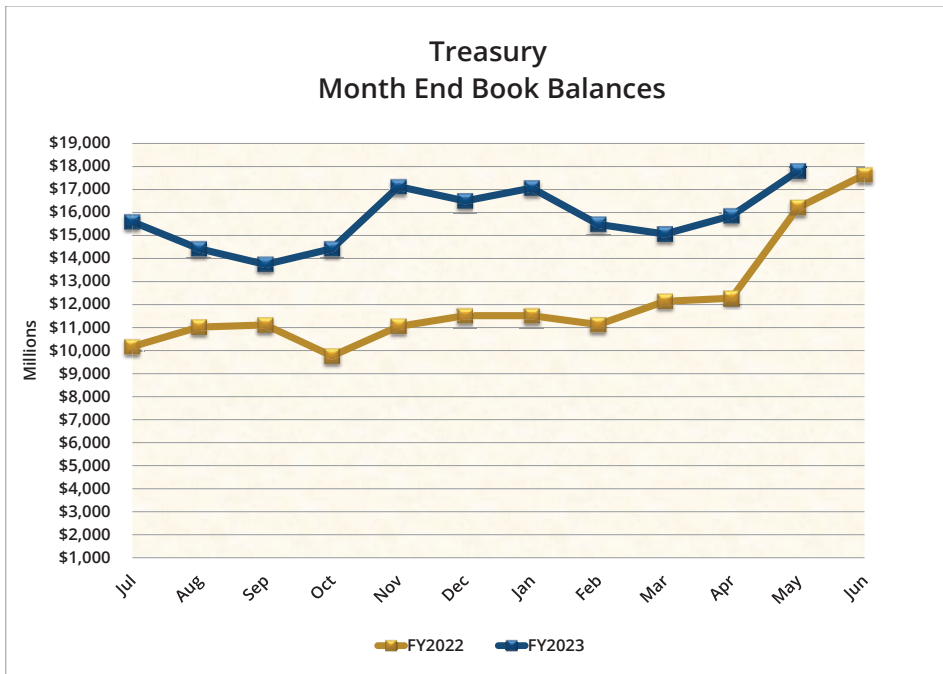
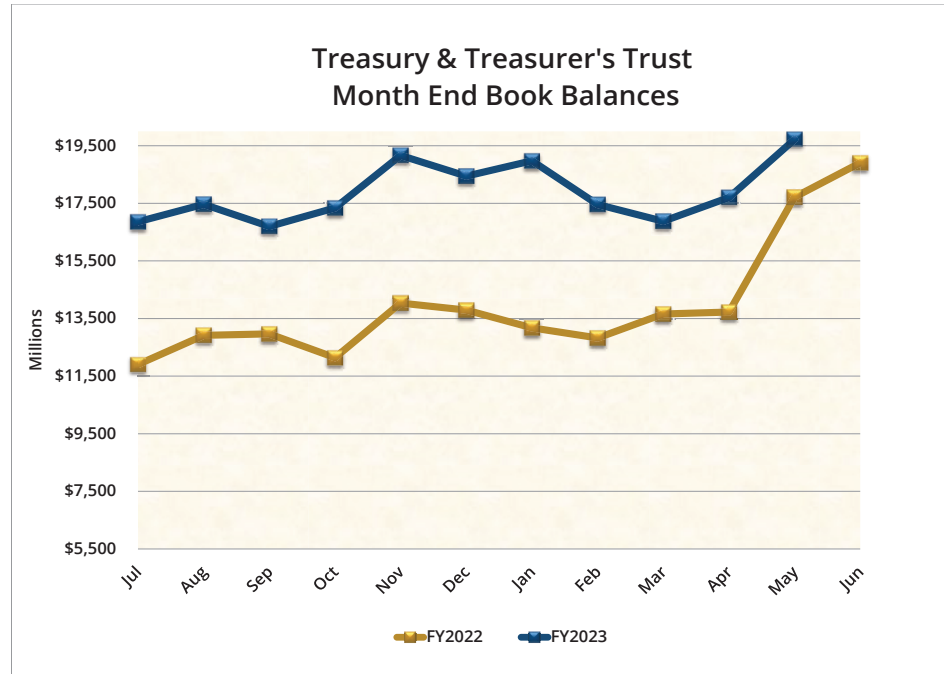
Source: Agency Financial Reporting System (AFRS)

TREASURY, TREASURER'S TRUST & LGIP FLOWCHART

The State Treasurer is charge with the cash management of public funds, which includes two categories of state funds and accounts: (1) funds and accounts located in the state treasury, which are subject to legislative appropriation; and (2) Treasurer's trust funds, which are accounts placed in the custody of the State Treasurer and not typically subject to legislative appropriation. Funds within these accounts are commingled for investment and cash management purposes. This flow chart describes the structure of the Treasury and Treasurer's Trust accounts. Month end balances of these accounts are shown on pages 4 and 5.

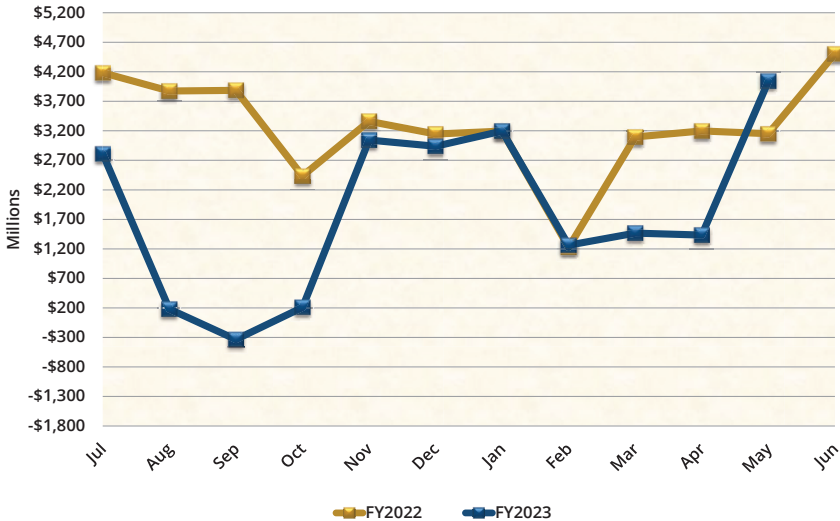


TREASURY & TREASURER'S TRUST CHARTS

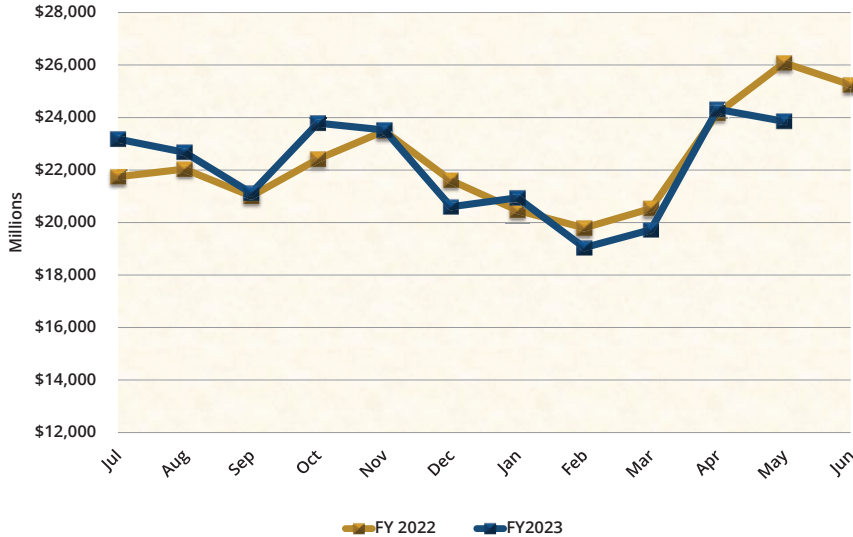


GENERAL FUND & LOCAL GOVERNMENT INVESTMENT POOL CHARTS

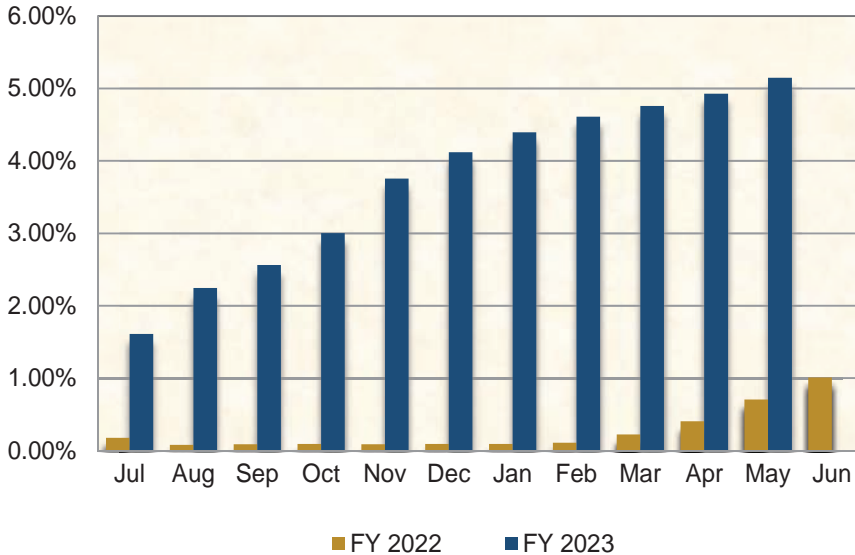
General Fund Month End Book Balances



Local Government Investment Pool Month End Book Balances



LGIP Net Yield (365 day basis)



RECEIPTS & DISBURSEMENTS FOR TREASURY FUNDS

		May 1, 2023	May 2023		May 31, 2023		
		Beginning Book Balance	Plus Receipts	Less Disbursements	Ending Book Balance	Outstanding Warrants	Ending Cash Balance
GENERAL FUND							
001	General	\$ 1,433,324,559.49	\$ 5,040,969,229.34	\$ 2,435,396,359.81	\$ 4,038,897,429.02	\$ 57,395,970.64	\$ 4,096,293,399.66
018	Millersylvania Park Current	210.50	210.50	210.50
01E	Geothermal	101,167.70	101,167.70	101,167.70
01N	Institutional Impact	19,144.72	(20.60)	19,124.12	19,124.12
02P	Flood Control Assistance	3,451,435.22	207,512.73	3,243,922.49	3,243,922.49
031	State Investment Board Expense	6,739,942.08	2,562,928.45	2,566,509.93	6,736,360.60	9,901.84	6,746,262.44
032	State Emergency Water Projects Revolving	221,616.92	221,616.92	221,616.92
03A	Excess Earnings
03L	County Criminal Justice Assistance	3,067,509.12	35,785.94	211,346.16	2,891,948.90	410.80	2,892,359.70
03M	Municipal Criminal Justice Assistance	768,924.85	12,610.00	81,966.59	699,568.26	182.58	699,750.84
04L	Public Health Services	6.81	0.02	6.83	6.83
051	State and Local Improvements Revolving	26,744.33	26,744.33	26,744.33
055	State & Local Improve Revolving (Waste Disp Facilities, 1980)	2,639.01	2,639.01	2,639.01
05C	Criminal Justice Treatment	3,972,795.27	887,095.78	3,085,699.49	3,085,699.49
05M	Tourism Development and Promotion
070	Outdoor Recreation	(12,424.18)	2,399,755.31	2,509,075.02	(121,743.89)	(121,743.89)
072	State & Local Improve Revolving (Water Supply Facilities)	831,517.49	831,517.49	831,517.49
09C	Farm and Forest	(2,891.94)	16,118.89	13,226.95
09G	Riparian Protection
09R	Economic Development Strategic Reserve	10,807,843.06	186,257.21	10,621,585.85	216.68	10,621,802.53
10K	Veterans Innovation Program	14,382.82	14,382.82	14,382.82
10P	Columbia River Basin Water Supply Development	5,104,067.11	11,747.25	1,099,748.00	4,016,066.36	4,016,066.36
10T	Hood Canal Aquatic Rehabilitation Bond
11F	Reinvesting in Youth	5.98	5.98	5.98
11N	Heritage Barn Preservation
11W	Water Quality Capital	34,227.10	34,227.10	34,227.10
125	Site Closure	37,585,080.87	86,349.31	74,010.26	37,597,419.92	1,696.00	37,599,115.92
12J	Boating Activities
12K	Puget Sound Scientific Research
12R	Independent Youth Housing
14B	Budget Stabilization	339,785,119.50	780,503.53	340,565,623.03	340,565,623.03
14C	Puget Sound Recovery
14H	Community Preservation & Development Authority	1,954,784.22	4,989.11	1,949,795.11	1,949,795.11

RECEIPTS & DISBURSEMENTS FOR TREASURY FUNDS

		May 1, 2023	May 2023		May 31, 2023		
		Beginning Book Balance	Plus Receipts	Less Disbursements	Ending Book Balance	Outstanding Warrants	Ending Cash Balance
GENERAL FUND (Continued)							
15J	Building Communities	\$	\$	\$	\$	\$	\$
15K	Columbia River Water Delivery	16,173.66	16,173.66	16,173.66
15R	Evergreen Job Training
16V	Water Rights Processing	84,587.33	900.00	85,487.33	85,487.33
177	Judicial Retirement Administrative
17C	Opportunity Express Account	62,171.42	62,171.42	62,171.42
17E	State Efficiency and Restructuring
17F	Washington Opportunity Pathways	36,979,553.37	17,143,808.83	7,069,896.92	47,053,465.28	47,053,465.28
17K	Basic Health Plan Stabilization
18H	Opportunity Expansion	326.64	326.64	326.64
19K	Yakima Integrated Plan Implementation
19L	Charter Schools Oversight	879,165.16	88,990.67	203,620.90	764,534.93	8,863.52	773,398.45
19N	Diesel Idle Reduction
20C	Yakima Integrated Plan Implementation Taxable Bond
20F	Invest in Washington	10,898.01	10,898.01	10,898.01
21B	Chehalis Basin
21D	Dairy Nutrient Infrastructure
21P	Sexual Assault Prevention and Response
21R	DCYF Contracted Services Performance Improvement
22C	Early Learning Facilities Revolving	(498,146.47)	497,145.85	2,164,367.30	(2,165,367.92)	158.91	(2,165,209.01)
22D	Early Learning Facilities Development	(838,119.28)	752,429.42	676,609.57	(762,299.43)	(762,299.43)
22T	Statewide Tourism Marketing	5,712,549.80	13,134.15	349,094.52	5,376,589.43	5,376,589.43
23H	Defense Community Compatibility
23J	Statewide Broadband	30,683,279.84	70,519.19	57,667.54	30,696,131.49	53.12	30,696,184.61
244	Habitat Conservation	(1,979.06)	928,212.20	1,915,269.76	(989,036.62)	(989,036.62)
24H	Career Connected Learning
24M	Climate Resiliency
24U	Sustainable Farms and Fields
253	Education Construction	22,792.85	52.36	22,845.21	22,845.21
25C	Elementary & Secondary School Emergency Relief III	(51,929,013.48)	44,685,602.48	44,282,726.38	(51,526,137.38)	165.15	(51,525,972.23)
25D	Manufacturing and Warehousing Job Centers	1,350,177.10	1,350,177.10	1,350,177.10
25F	Forest Resiliency	194.01	194.01	194.01
25G	Manufacturing Cluster Acceleration	2,798,000.00	2,798,000.00	2,798,000.00

RECEIPTS & DISBURSEMENTS FOR TREASURY FUNDS

		May 1, 2023	May 2023		May 31, 2023		
		Beginning Book Balance	Plus Receipts	Less Disbursements	Ending Book Balance	Outstanding Warrants	Ending Cash Balance
GENERAL FUND (Continued)							
25H	Fair Start for Kids	\$	\$	\$	\$	\$	\$
25P	Wildfire Response, Forest Restoration, and Community Resilience	42,179,094.87	33,367.08	9,222,019.51	32,990,442.44	360,631.72	33,351,074.16
26H	Washington State Leadership Board	203,105.19	48,438.40	154,666.79	130.00	154,796.79
26K	School Seismic Safety Grant Program
26R	Clean Energy Transition Workforce
26U	Apple Health and Homes	96,646,238.32	291,911.15	96,354,327.17	35,061.47	96,389,388.64
26V	Capital Community Assistance	467,494,495.52	27,255,960.31	440,238,535.21	1,499,060.66	441,737,595.87
27A	Energy Efficiency Revolving Loan Capital
27B	Electric Vehicle Incentive	119,720,909.31	249,328.44	119,471,580.87	119,471,580.87
27C	Community Reinvestment	200,000,000.00	200,000,000.00	200,000,000.00
27F	State Lands Dev Authority Capital
27G	State Lands Dev Authority Operating
291	Education Savings
355	State Taxable Building Construction	64,063,110.39	(461,986.79)	8,720,951.69	54,880,171.91	25,318.72	54,905,490.63
359	School Constr & Skill Ctrs Bldg	37,601.47	37,601.47	37,601.47
489	Pension Funding Stabilization	14,823,147.72	34,050.13	14,857,197.85	14,857,197.85
548	LEOFF System Plan 2 Expense	156,555.47	150,491.06	141,490.99	165,555.54	133.62	165,689.16
706	Coronavirus State Fiscal Recovery Fund	1,432,439,429.01	(106,397.30)	76,780,429.84	1,355,552,601.87	1,533,206.62	1,357,085,808.49
707	Washington Rescue Plan Transition	1,000,000,000.00	1,000,000,000.00	1,000,000,000.00
828	Tobacco Prevention and Control	830,174.50	1,918.91	11,840.00	820,253.41	820,253.41
830	Agricultural College Trust Management	1,629,827.45	147,238.03	1,482,589.42	1,479.91	1,484,069.33
TOTAL GENERAL FUND		\$ 5,313,354,708.17	\$ 5,110,707,245.68	\$ 2,622,826,958.80	\$ 7,801,234,995.05	\$ 60,872,641.96	\$ 7,862,107,637.01
SPECIAL REVENUE FUNDS							
002	Hospital Data Collection	\$ 186,425.07	\$	\$ 15,697.03	\$ 170,728.04	\$	\$ 170,728.04
003	Architects' License	831,768.37	67,632.79	48,993.58	850,407.58	99.00	850,506.58
007	Winter Recreational Program	4,208,576.64	117,986.00	654,438.37	3,672,124.27	16,986.08	3,689,110.35
014	Forest Development	18,572,266.26	8,449.99	(466,803.10)	19,047,519.35	21,664.82	19,069,184.17
01B	ORV & Non-Highway Vehicle Account	1,492,213.53	308,628.31	364,607.77	1,436,234.07	3,974.95	1,440,209.02
01M	Snowmobile	3,093,300.04	14,248.85	150,928.52	2,956,620.37	19,138.69	2,975,759.06
024	Professional Engineers'	1,692,520.04	186,661.08	213,045.19	1,666,135.93	1,666,135.93
025	Pilotage	155,214.04	103,216.12	89,468.44	168,961.72	168,961.72
026	Real Estate Commission	5,005,647.10	643,391.93	494,476.36	5,154,562.67	1,594.25	5,156,156.92
027	Reclamation	5,909,032.42	119,705.50	284,456.96	5,744,280.96	6,483.79	5,750,764.75

RECEIPTS & DISBURSEMENTS FOR TREASURY FUNDS

	May 1, 2023		May 2023		May 31, 2023		
	Beginning Book Balance		Plus Receipts	Less Disbursements	Ending Book Balance	Outstanding Warrants	Ending Cash Balance
SPECIAL REVENUE FUNDS (Continued)							
02A Surveys and Maps	\$ 449,601.16	\$	\$ 52,187.01	\$ 66,489.42	\$ 435,298.75	\$	\$ 435,298.75
02G Health Professions	28,895,736.15		7,804,950.83	6,670,018.99	30,030,667.99	198,240.76	30,228,908.75
02H Business Enterprises Revolving	605,763.51		55,862.92	68,649.93	592,976.50	3,872.88	596,849.38
02J Certified Public Accountants'	4,071,608.33		159,204.97	488,294.74	3,742,518.56	990.00	3,743,508.56
02K Death Investigations	1,464,903.49		561,380.55	673,020.50	1,353,263.54	34,323.71	1,387,587.25
02M Essential Rail Assistance	595,500.44		26,464.73	7,260.52	614,704.65	614,704.65
02N Parkland Acquisition	2,192,862.00		2,192,862.00	2,192,862.00
02R Aquatic Lands Enhancement	14,049,731.62		7,034.92	(387,989.70)	14,444,756.24	34,437.46	14,479,193.70
02W Timber Tax Distribution	1,223,631.20		9,125,995.03	10,299,828.49	49,797.74	29,715.24	79,512.98
030 Landowner Contingency Forest Fire Suppression	362,724.42		970.33	(1,800,608.64)	2,164,303.39	2,164,303.39
039 Aeronautics	8,869,893.66		714,499.28	298,843.82	9,285,549.12	3,430.14	9,288,979.26
03B Asbestos	1,245,804.71		40,650.00	27,084.08	1,259,370.63	109.14	1,259,479.77
03C Emergency Medical Services and Trauma Care System Trust	7,521,278.73		900,526.10	80,302.95	8,341,501.88	32,453.00	8,373,954.88
03F 911 Account	12,069,647.64		2,571,740.90	2,172,086.75	12,469,301.79	129,911.32	12,599,213.11
03N Business License	15,192,282.12		2,960,706.55	3,223,833.56	14,929,155.11	153,868.31	15,083,023.42
03P Fire Service Trust	719,406.35		1,705.00	7,484.64	713,626.71	713,626.71
03R Safe Drinking Water	6,470,992.23		175,378.19	220,335.45	6,426,034.97	1,407.23	6,427,442.20
041 Resource Management Cost	29,393,044.48		88,900.50	328,271.16	29,153,673.82	42,323.30	29,195,997.12
042 Charitable, Educational, Penal, and Reformatory Institutions	8,698,550.35		22,591.75	(521,947.48)	9,243,089.58	9,243,089.58
044 Waste Reduction, Recycling, and Litter Control	15,231,970.95		1,273,699.64	2,250,655.92	14,255,014.67	26,174.60	14,281,189.27
045 State Vehicle Parking	523,078.55		336,280.50	550,655.08	308,703.97	308,703.97
048 Marine Fuel Tax Refund	260,362.45		260,362.45	260,362.45
04E Uniform Commercial Code	2,892,790.02		95,337.50	91,148.65	2,896,978.87	582.00	2,897,560.87
04H Surface Mining Reclamation	2,300,185.10		997.29	(49,425.82)	2,350,608.21	2,350,608.21
04M Recreational Fisheries Enhancement	1,063,179.31		409,441.93	152,668.22	1,319,953.02	24.91	1,319,977.93
04R Drinking Water Assistance	171,542,454.81		685,205.69	3,252,023.17	168,975,637.33	59,835.16	169,035,472.49
04V Vehicle License Fraud	482,330.85		2,936.81	485,267.66	485,267.66
04W Waterworks Operator Certification	1,221,721.19		121,589.45	27,100.68	1,316,209.96	121.00	1,316,330.96
058 Public Works Assistance	42,291,074.62		44,003,112.20	2,560,799.87	83,733,386.95	26,282.98	83,759,669.93
05H Disaster Response	(340,804,415.29)		11,416,617.91	59,644,780.15	(389,032,577.53)	54,743.53	(388,977,834.00)
05R Drinking Water Assistance Administrative	3,872,877.10		8,978.25	42,430.10	3,839,425.25	3,839,425.25
05W State Drought Preparedness and Response	11,309,726.40		11,309,726.40	11,309,726.40
06A Salmon Recovery	91,714,430.08		2,641,633.06	89,072,797.02	89,072,797.02

RECEIPTS & DISBURSEMENTS FOR TREASURY FUNDS

		May 1, 2023		May 2023		May 31, 2023	
		Beginning Book Balance	Plus Receipts	Less Disbursements	Ending Book Balance	Outstanding Warrants	Ending Cash Balance
SPECIAL REVENUE FUNDS (Continued)							
06G	Real Estate Appraiser Commission	\$ 376,756.11	\$ 70,513.91	\$ 82,972.27	\$ 364,297.75	\$	\$ 364,297.75
06K	Lead Paint	190,305.93	5,050.00	150.00	195,205.93	100.00	195,305.93
06L	Business and Professions	8,152,645.07	971,974.30	811,374.30	8,313,245.07	5,244.91	8,318,489.98
06R	Real Estate Research	935,590.30	23,360.00	359.00	958,591.30	30.00	958,621.30
06T	License Plate Technology	(324,783.73)	169,211.19	81,384.83	(236,957.37)	20.65	(236,936.72)
071	Warm Water Game Fish	1,229,794.26	403,950.55	332,599.50	1,301,145.31	746.58	1,301,891.89
07W	Domestic Violence Prevention	2,199,372.54	86,354.04	79,714.14	2,206,012.44	2,206,012.44
080	Grade Crossing Protective	93,661.42	215.14	19,533.86	74,342.70	74,342.70
081	State Patrol Highway	35,073,154.16	25,024,685.52	24,224,791.80	35,873,047.88	1,242,202.47	37,115,250.35
082	Motorcycle Safety Education	3,811,844.88	295,682.26	228,246.97	3,879,280.17	3,879,280.17
084	Building Code Council	1,364,674.64	98,738.33	73,182.66	1,390,230.31	6.50	1,390,236.81
086	Fire Service Training	(3,032,181.70)	5,377,386.98	726,058.59	1,619,146.69	65,299.41	1,684,446.10
087	Park Land Trust Revolving	2,860,974.60	267,525.39	39,362.10	3,089,137.89	2,491.70	3,091,629.59
08A	Education Legacy Trust	2,001,361,870.03	48,244,466.61	508,750,472.02	1,540,855,864.62	3,907,793.53	1,544,763,658.15
08H	Military Department Rental and Lease	5,296,790.92	73,648.20	23,336.49	5,347,102.63	5,347,102.63
08K	Problem Gambling	1,016,195.84	134,610.76	80,799.62	1,070,006.98	1,070,006.98
08M	Small City Pavement and Sidewalk	3,475,066.38	88,217.60	78,642.86	3,484,641.12	3,484,641.12
08R	Waste Tire Removal	4,453,979.73	354,013.60	815,326.52	3,992,666.81	40,008.75	4,032,675.56
094	Transportation Infrastructure	8,426,552.13	90,823.38	100,000.00	8,417,375.51	8,417,375.51
095	Electrical License	19,452,664.18	2,465,347.21	2,609,745.29	19,308,266.10	10,512.61	19,318,778.71
096	Highway Infrastructure	2,538,416.29	5,830.87	2,544,247.16	2,544,247.16
097	Recreational Vehicle	4,301,172.95	100,913.16	158,721.64	4,243,364.47	88.50	4,243,452.97
099	Puget Sound Capital Construction	853,857,421.09	(804,655,457.82)	6,517,006.82	42,684,956.45	22,940.74	42,707,897.19
09E	Freight Mobility Investment	8,963,420.16	21,662.65	21,853.25	8,963,229.56	9,464.00	8,972,693.56
09H	Transportation Partnership	(6,814,591.82)	4,001,479.96	2,659,582.39	(5,472,694.25)	1,850,492.58	(3,622,201.67)
09P	City-County Assistance	1,120,953.76	1,276,892.94	2,397,846.70	2,397,846.70
09T	Washington Main Street Trust Fund	55,388.16	55,388.16	55,388.16
102	Rural Arterial Trust	28,771,647.43	(2,280,554.13)	1,130,055.33	25,361,037.97	25,361,037.97
104	Limited Fish And Wildlife	14,049,854.71	3,569,379.43	3,321,419.12	14,297,815.02	64,113.32	14,361,928.34
106	Highway Safety	97,506,305.45	9,139,914.89	9,041,641.13	97,604,579.21	296,426.45	97,901,005.66
107	Liquor Excise Tax	5,143,097.07	4,051,144.25	78,292.81	9,115,948.51	409.00	9,116,357.51
108	Motor Vehicle	192,903,087.61	227,623,532.99	153,171,345.95	267,355,274.65	4,738,686.95	272,093,961.60
109	Puget Sound Ferry Operations	(4,186,997.12)	34,304,674.93	28,798,264.57	1,319,413.24	742,803.95	2,062,217.19
10A	Aquatic Algae Control	595,254.42	47,779.98	22,530.34	620,504.06	2.00	620,506.06

RECEIPTS & DISBURSEMENTS FOR TREASURY FUNDS

		May 1, 2023		May 2023		May 31, 2023	
		Beginning Book Balance	Plus Receipts	Less Disbursements	Ending Book Balance	Outstanding Warrants	Ending Cash Balance
SPECIAL REVENUE FUNDS (Continued)							
10B	Home Security Fund	\$ 167,482,573.38	\$ 5,328,328.94	\$ 4,162,597.68	\$ 168,648,304.64	\$ 46,943.26	\$ 168,695,247.90
10G	Water Rights Tracking System	313,709.22	313,709.22	313,709.22
110	Special Wildlife	8,573,937.41	286,720.31	275,106.00	8,585,551.72	4,403.66	8,589,955.38
111	Public Service Revolving	26,502,625.87	3,774,526.66	1,728,253.64	28,548,898.89	5,002.71	28,553,901.60
113	Common School Construction	354,089,109.80	5,208,025.23	223,721.47	359,073,413.56	9,965.92	359,083,379.48
116	Basic Data	0.01	125,371.00	125,371.01	125,371.01
119	Unemployment Compensation Administration	179,191.36	25,014,904.15	26,576,692.94	(1,382,597.43)	17,295,969.73	15,913,372.30
11B	Regional Mobility Grant Program	74,081,773.09	172,147.77	1,787,095.91	72,466,824.95	72,466,824.95
11E	Freight Mobility Multimodal	13,412,812.74	30,811.23	13,443,623.97	13,443,623.97
11H	Forest and Fish Support	7,202,923.87	18,029.05	313,498.82	6,907,454.10	6,907,454.10
11K	Washington Auto Theft Prevention Authority	752,349.79	266,663.85	142,760.95	876,252.69	876,252.69
120	Administrative Contingency	39,388,420.61	1,370,142.95	796,790.74	39,961,772.82	39,961,772.82
12C	Affordable Housing For All	37,952,058.17	1,361,535.42	4,262,616.23	35,050,977.36	7,604.60	35,058,581.96
12M	Charitable Organization Education	1,429,095.43	50,180.00	66,114.04	1,413,161.39	1,413,161.39
12T	Traumatic Brain Injury	955,598.10	146,300.81	152,045.18	949,853.73	3,300.00	953,153.73
134	Employment Services Administrative	49,321,620.73	4,107,686.53	2,648,392.77	50,780,914.49	1,744.59	50,782,659.08
138	Insurance Commissioner's Regulatory	17,186,842.00	30,034.27	3,551,248.72	13,665,627.55	14,880.01	13,680,507.56
144	Transportation Improvement	78,908,044.19	7,961,583.65	3,600,263.44	83,269,364.40	1,223.29	83,270,587.69
146	Firearms Range	1,669,222.74	39,031.20	21,802.43	1,686,451.51	2.16	1,686,453.67
14A	Wildlife Rehabilitation	435,457.26	16,213.32	45,158.59	406,511.99	131.79	406,643.78
14G	Ballast Water and Biofouling Management	35,209.81	516.46	34,693.35	382.90	35,076.25
14M	Financial Fraud & ID Theft	2,471,666.33	125,415.00	6,178.30	2,590,903.03	2,590,903.03
14R	Military Active State Service	439,989.58	33,668.76	406,320.82	406,320.82
14V	Ignition Interlock Device	2,275,091.32	309,112.75	284,467.19	2,299,736.88	19,191.30	2,318,928.18
150	Low-Income Weatherization/ Structural Rehabilitation Assistance	1,521,399.17	3,502.16	6,965.87	1,517,935.46	1,517,935.46
153	Rural Mobility Grant Program	9,625,776.10	22,971.88	1,425,309.11	8,223,438.87	8,223,438.87
154	New Motor Vehicle Arbitration	1,375,153.09	59,910.03	63,459.11	1,371,604.01	1,371,604.01
158	Aquatic Land Dredged Material Disposal Site	601,966.85	283.01	602,249.86	602,249.86
159	Parks Improvement	527,397.51	71,201.88	30,144.18	568,455.21	2,376.00	570,831.21
15H	Cleanup Settlement	53,313,404.12	122,635.20	557,308.06	52,878,731.26	346.50	52,879,077.76
15M	Biotoxin	568,124.77	255,044.23	87,496.74	735,672.26	8.26	735,680.52
160	Wood Stove Education and Enforcement	660,600.04	12,180.00	23,713.52	649,066.52	800.00	649,866.52
162	Farm Labor Contractor	165,886.93	640.00	35.00	166,491.93	35.00	166,526.93

RECEIPTS & DISBURSEMENTS FOR TREASURY FUNDS

		May 1, 2023		May 2023		May 31, 2023	
		Beginning Book Balance	Plus Receipts	Less Disbursements	Ending Book Balance	Outstanding Warrants	Ending Cash Balance
SPECIAL REVENUE FUNDS (Continued)							
167	Natural Resources Conservation Areas Stewardship	\$ 418,886.73	\$	\$ 17,002.63	\$ 401,884.10	\$	\$ 401,884.10
16A	Judicial Stabilization Trust	104,848,803.23	387,725.01	487,723.69	104,748,804.55	55,030.43	104,803,834.98
16J	SR 520 Corridor	167,842,372.93	(4,038,219.73)	39,223,950.39	124,580,202.81	176,569.82	124,756,772.63
16M	Appraisal Management Company	1,023,759.89	17,351.00	8,784.98	1,032,325.91	1,032,325.91
16P	Marine Resources Stewardship Trust	15.90	0.04	15.94	15.94
16W	Hospital Safety Net Assessment	74,868,154.16	22,953,010.91	46,681,227.33	51,139,937.74	28,546.00	51,168,483.74
172	Basic Health Plan Trust	12,623,154.00	12,623,154.00	12,623,154.00
176	Water Quality Permit	29,421,907.35	268,808.20	1,869,374.43	27,821,341.12	7,996.75	27,829,337.87
17B	Home Visiting Services	10,121,347.47	459,650.98	1,186,071.24	9,394,927.21	18,000.00	9,412,927.21
17N	Complete Streets Grant Program	3,196,606.00	3,196,606.00	3,196,606.00
17P	SR520 Civil Penalties	7,690,115.72	9,085.11	(57,292.51)	7,756,493.34	7,756,493.34
17T	Health Benefit Exchange	12,403,689.21	78,196.15	12,325,493.06	12,325,493.06
17W	Limousine Carriers	79,078.42	79,078.42	79,078.42
182	Underground Storage Tank	2,634,504.98	270,325.16	11,458.52	2,893,371.62	2,893,371.62
186	County Arterial Preservation	473,948.57	1,225,322.10	1,228,519.33	470,751.34	470,751.34
18J	Capital Vessel Replacement	16,571,874.40	2,508,797.04	89,502.04	18,991,169.40	406.91	18,991,576.31
18L	Hydraulic Project Approval
199	Biosolids Permit	1,558,520.52	162,698.14	94,570.20	1,626,648.46	15.00	1,626,663.46
19A	Medicaid Fraud Penalty	20,344,925.81	75,145.63	197,181.24	20,222,890.20	4,018.95	20,226,909.15
19C	Forest Practice Application	204,394.26	161.72	(142,029.13)	346,585.11	400.00	346,985.11
19T	DOL Technology Improvement and Data Management	164,043.09	45,695.07	47,358.30	162,379.86	708.97	163,088.83
19V	Andy Hill Cancer Research Endowment Fund	42,258,936.12	1,108,286.14	429,063.13	42,938,159.13	42,938,159.13
200	Regional Fisheries Enhancement Salmonid Recovery	(222,721.17)	93,495.91	52,737.77	(181,963.03)	(181,963.03)
201	Department of Licensing Services	(271,395.70)	338,543.38	427,054.05	(359,906.37)	71.76	(359,834.61)
202	Medical Test Site Licensure	(915,826.85)	2,308,185.00	101,551.41	1,290,806.74	732.21	1,291,538.95
204	Volunteer Fire Fighters' and Reserve Officers' Administrative	3,863,683.49	10,711,339.07	143,834.27	14,431,188.29	679.82	14,431,868.11
207	Hazardous Waste Assistance	3,733,443.26	840.00	257,874.94	3,476,408.32	8,090.57	3,484,498.89
20B	Brownfield Redevelopment Trust Fund
20H	Connecting Washington	584,030,357.13	(135,838,574.09)	46,458,437.41	401,733,345.63	3,177,688.11	404,911,033.74
20J	Electric Vehicle	15,931,679.35	1,816,195.90	33,741.28	17,714,133.97	2,181.25	17,716,315.22
20M	Puget Sound Taxpayer Accountability	2,539,185.21	1,485,418.07	4,024,603.28	4,024,603.28
20N	Transportation Future Funding Program	5,985,034.79	13,747.93	5,998,782.72	5,998,782.72

RECEIPTS & DISBURSEMENTS FOR TREASURY FUNDS

		May 1, 2023	May 2023			May 31, 2023		
		Beginning Book Balance	Plus Receipts	Less Disbursements	Ending Book Balance	Outstanding Warrants	Ending Cash Balance	
SPECIAL REVENUE FUNDS (Continued)								
20R	Radioactive Mixed Waste	\$ 1,631,152.08	\$ 3,683,266.00	\$ 965,087.87	\$ 4,349,330.21	\$ 142.50	\$ 4,349,472.71	
20T	PLIA Underground Storage Tank Revolving	31,299,638.43	73,766.38	105,047.37	31,268,357.44	3.16	31,268,360.60	
215	Special Category C	26,881,079.33	996,764.03	4,627,362.46	23,250,480.90	3,190.13	23,253,671.03	
216	Air Pollution Control	12,323,063.53	99,811.90	310,569.85	12,112,305.58	2,352.00	12,114,657.58	
217	Oil Spill Prevention	9,984,983.00	440,931.76	339,891.45	10,086,023.31	507.35	10,086,530.66	
218	Multimodal Transportation	293,449,513.14	1,493,634,280.43	10,166,819.61	1,776,916,973.96	609,024.36	1,777,525,998.32	
21E	Concealed Pistol License Renewal	504,515.05	15,178.80	4,040.23	515,653.62	0.84	515,654.46	
21H	Wastewater Treatment Plant Operator Certification	458,243.12	3,027.00	20,915.03	440,355.09	143.00	440,498.09	
21M	Distracted Driving Prevention	36,435.68	543.14	36,978.82	36,978.82	
21S	Aquatic Invasive Species Management	266,016.43	100,620.00	43,225.27	323,411.16	555.18	323,966.34	
21V	Construction Registration Inspection	5,673,604.27	1,427,920.05	1,320,629.53	5,780,894.79	30,977.35	5,811,872.14	
222	Freshwater Aquatic Weeds	1,438,859.79	88,257.00	78,176.57	1,448,940.22	6.00	1,448,946.22	
223	State Oil Spill Response	4,754,331.61	118,755.78	27,305.11	4,845,782.28	4,845,782.28	
22J	Abandoned Recreational Vehicle Disposal	2,321,733.73	200,269.16	348,565.47	2,173,437.42	99,731.41	2,273,168.83	
22M	Energy Efficiency	5,958,390.40	(90,529.58)	6,048,919.98	53.12	6,048,973.10	
22R	Internet Consumer Access	
22U	Secure Drug Take-Back Program	533,795.90	32,673.01	501,122.89	501,122.89	
22W	Public Disclosure Transparency	7,824,439.66	4,200.00	12,150.35	7,816,489.31	7,816,489.31	
234	Public Works Administration	9,886,986.17	766,117.61	686,148.05	9,966,955.73	41,807.60	10,008,763.33	
235	Youth Tobacco & Vapor Product Prevention	1,833,449.10	116,623.61	130,405.84	1,819,666.87	4,550.00	1,824,216.87	
237	Recreation Access Pass	3,072,890.80	821,115.99	1,950.00	3,892,056.79	600.00	3,892,656.79	
23G	Vulnerable Roadway User Education	20,301.65	255.33	20,556.98	20,556.98	
23N	Model Toxics Control Capital	231,769,008.14	6,097,849.79	6,180,001.71	231,686,856.22	82,766.59	231,769,622.81	
23P	Model Toxics Control Operating	88,677,929.73	11,579,500.87	15,661,552.22	84,595,878.38	374,029.89	84,969,908.27	
23R	Model Toxics Control Stormwater	79,414,517.37	2,737,486.20	3,792,694.64	78,359,308.93	8,148.23	78,367,457.16	
23S	Puget Sound Gateway Facility	3,595.17	7.22	3,602.39	3,602.39	
23T	Congestion Relief Traffic Safety	130,497.32	2,102.65	132,599.97	132,599.97	
23V	Voluntary Cleanup	832,944.07	67,768.99	33,790.70	866,922.36	866,922.36	
23W	Paint Product Stewardship	14,930.50	534.71	14,395.79	14,395.79	
24B	Foundational Public Health Services	30,481,533.75	1,108,287.34	31,589,821.09	31,589,821.09	
24J	Workforce Education Investment	183,758,393.43	46,521,963.82	24,597,709.33	205,682,647.92	205,682,647.92	
24K	Agency Financial Transaction	2,727,360.71	846,076.26	3,808,694.56	(235,257.59)	1.92	(235,255.67)	
24L	Ambulance Transport	4,762,748.80	29,364.42	582,808.38	4,209,304.84	6,758.80	4,216,063.64	
24N	Fish, Wildlife, and Conservation	20,904,503.85	10,620,720.10	4,666,797.12	26,858,426.83	99,018.46	26,957,445.29	

RECEIPTS & DISBURSEMENTS FOR TREASURY FUNDS

		May 1, 2023	May 2023		May 31, 2023		
		Beginning Book Balance	Plus Receipts	Less Disbursements	Ending Book Balance	Outstanding Warrants	Ending Cash Balance
SPECIAL REVENUE FUNDS (Continued)							
24P	Insurance Commissioner's Fraud	\$ 818,004.21	\$	\$ 182,070.62	\$ 635,933.59	\$ 675.00	\$ 636,608.59
24Q	Cooper Jones Active Transportation Safety	1,230,961.88	64,766.49	1,166,195.39	1,166,195.39
24V	Telebehavioral Health Access	560,172.06	201,075.00	370,923.82	390,323.24	390,323.24
25M	State Health Care Affordability	30,000,000.00	30,000,000.00	30,000,000.00
25N	Statewide 988 Behavioral Health Crisis Response & Suicide Prevention Line	34,545,777.50	4,099,996.67	1,144,817.82	37,500,956.35	37,500,956.35
25Q	Clean Fuels Program	151,947.00	151,947.00	151,947.00
25T	Refrigerant Emission Management
25U	Department of Licensing Wage Lien	317.00	317.00	317.00
25W	Driver Licensing Technology Support	205,041.26	111,164.05	316,205.31	316,205.31
260	University of Washington Operating Fees	123.54	3,101.28	(2,977.74)	(2,977.74)
262	Manufactured Home Installation Training	753,053.03	23,050.50	33,270.60	742,832.93	742,832.93
263	Community and Economic Development Fee	7,013,669.09	4,800.00	251,697.38	6,766,771.71	31,049.64	6,797,821.35
267	Recreation Resources	25,332,230.65	788,447.38	524,163.84	25,596,514.19	17,660.80	25,614,174.99
268	Nonhighway and Off-Road Vehicle Activities (NOVA) Program	13,934,741.09	650,794.22	313,923.11	14,271,612.20	589.76	14,272,201.96
269	Parks Renewal and Stewardship	36,654,265.57	9,367,286.75	7,763,286.57	38,258,265.75	492,605.42	38,750,871.17
26A	Carbon Emissions Reduction	167,166,600.00	(96,338,650.00)	70,827,950.00	70,827,950.00
26B	Climate Investment	152,642,267.00	305,087.29	152,337,179.71	152,337,179.71
26C	Climate Commitment
26D	Natural Climate Solutions
26E	Air Quality and Health Disparities Improvement	20,000,000.00	20,000,000.00	20,000,000.00
26M	Climate Active Transportation	15,612,283.05	(5,225,463.59)	11,157.54	10,375,661.92	10,375,661.92
26N	Climate Transit Programs	35,169,199.07	81,163.52	3,185,545.74	32,064,816.85	32,064,816.85
26P	Move Ahead WA	307,694,016.00	(479,543,931.90)	4,552,262.34	(176,402,178.24)	174,747.50	(176,227,430.74)
26Q	Move Ahead WA Flexible	19,172,703.50	1,438,110.36	546,665.19	20,064,148.67	164.53	20,064,313.20
26W	Renewable Fuels Accelerator
271	Washington State University Operating Fees
275	Central Washington University Operating Fees
277	State Agency Parking	326,350.43	20.00	1,550.88	324,819.55	324,819.55
27P	Price Ceiling Unit Emission Reduction Investment
285	Growth Management Planning and Environmental Review	6,065,582.85	140,997.09	431,281.31	5,775,298.63	158.91	5,775,457.54
296	Columbia River Basin Water Supply Rev Recovery	7,062,488.44	507,792.05	366,434.59	7,203,845.90	2,943.50	7,206,789.40
315	Dedicated Marijuana	327,424,087.54	38,462,663.84	6,632,156.53	359,254,594.85	38,840.46	359,293,435.31

RECEIPTS & DISBURSEMENTS FOR TREASURY FUNDS

	May 1, 2023		May 2023		May 31, 2023		
	Beginning Book Balance		Plus Receipts	Less Disbursements	Ending Book Balance	Outstanding Warrants	Ending Cash Balance
SPECIAL REVENUE FUNDS (Continued)							
319 Public Health Supplemental	\$ 2,289,856.66	\$	8,755.29	\$ 56,277.18	\$ 2,242,334.77	\$ 907.95	\$ 2,243,242.72
404 State Treasurer's Service	71,739,338.85		3,176,305.75	1,103,251.55	73,812,393.05	7,468.11	73,819,861.16
408 Coastal Protection	2,287,513.00		55,212.67	18,959.13	2,323,766.54	2,323,766.54
441 Local Government Archives	2,463,246.51		203,488.49	833,954.79	1,832,780.21	58,050.73	1,890,830.94
500 Perpetual Surveillance and Maintenance	49,646,629.81		115,596.54	49,762,226.35	27.00	49,762,253.35
507 Oyster Reserve Land	486,588.70		1,126.41	8,689.66	479,025.45	479,025.45
511 Tacoma Narrows Toll Bridge	32,315,777.92		(7,965,069.41)	(4,075,933.15)	28,426,641.66	83,135.84	28,509,777.50
513 Derelict Vessel Removal	393,500.53		1,348,458.38	805,377.37	936,581.54	7,180.00	943,761.54
532 Washington Housing Trust Fund	38,977,945.76		1,033,961.24	1,712,436.13	38,299,470.87	847.72	38,300,318.59
535 Alaskan Way Viaduct Replacement Project	101,273,145.75		73,648.08	(1,917,353.28)	103,264,147.11	90,100.71	103,354,247.82
549 Election	7,017,805.92		14,750.37	34,739.64	6,997,816.65	6,997,816.65
550 Transportation 2003	40,338,714.61		1,739,527.73	23,652.30	42,054,590.04	719.53	42,055,309.57
562 Skilled Nursing Facility Safety Net Trust	4,509,070.98		(166,627.59)	(602,295.83)	4,944,739.22	4,944,739.22
564 Water Pollution Control Revolving Administration	7,900,476.43		1,265,742.30	196,181.73	8,970,037.00	29.56	8,970,066.56
565 Yakima Integrated Plan Implementation Revenue Recovery
566 Community Forest Trust	256,971.18		581.00	(24,471.55)	282,023.73	282,023.73
571 Multiuse Roadway Safety	1,235,757.23		34,937.90	1,270,695.13	1,270,695.13
595 I-405 and SR-167 Express Toll Lanes	360,044,959.45		708,874.14	1,021,702.08	359,732,131.51	101,015.41	359,833,146.92
600 Department of Retirement Systems Expense	29,281,368.66		4,473,344.45	5,522,462.62	28,232,250.49	7,946.37	28,240,196.86
689 Rural Washington Loan	1,211,935.19		2,783.87	3,268.19	1,211,450.87	1,211,450.87
727 Water Pollution Control Revolving	381,688,584.45		14,274,960.83	25,231,422.98	370,732,122.30	191,129.31	370,923,251.61
733 Capitol Campus Reserve
777 Prostitution Prevention and Intervention	181,613.71		259.17	13,797.28	168,075.60	168,075.60
785 State Educational Trust Fund	3,963,256.08		38,953.04	216.40	4,001,992.72	4,001,992.72
818 Youth Athletic Facility	43,398,484.41		99,688.50	3,800.00	43,494,372.91	43,494,372.91
825 Tobacco Settlement
844 Money-Purchase Retirement Savings Administrative
851 Developmental Disabilities Community Services	39,959,299.23		92,666.80	616,573.18	39,435,392.85	131,919.01	39,567,311.86
874 OASI Revolving	208,735.75		79,607.68	12,855.13	275,488.30	1.17	275,489.47
887 Public Facilities Construction Loan Revolving	35,956,518.80		324,842.42	42,357.66	36,239,003.56	845.32	36,239,848.88
888 Deferred Compensation Administrative	3,131,961.03		(66,033.86)	178,973.83	2,886,953.34	8.68	2,886,962.02
893 Radiation Perpetual Maintenance	366,478.58		841.82	367,320.40	367,320.40

RECEIPTS & DISBURSEMENTS FOR TREASURY FUNDS

	May 1, 2023		May 2023		May 31, 2023		
	Beginning Book Balance		Plus Receipts	Less Disbursements	Ending Book Balance	Outstanding Warrants	Ending Cash Balance
TOTAL SPECIAL REVENUE FUNDS	\$ 9,096,743,415.40	\$	687,417,281.12	\$ 1,166,773,193.31	\$ 8,617,387,503.21	\$ 37,603,256.91	\$ 8,654,990,760.12
DEBT SERVICE FUNDS							
303 Highway Bond Retirement	\$ 287,999,746.09	\$	655,444,480.81	\$ 589,634,815.49	\$ 353,809,411.41	\$	\$ 353,809,411.41
304 Ferry Bond Retirement	12,053,934.37		281,018.43	12,334,952.80	12,334,952.80
305 Transportation Improvement Board Bond Retirement	10,427,020.51		483,907.00	3,241,284.03	7,669,643.48	7,669,643.48
347 Washington State University Bond Retirement	65,209,349.42		1,058,955.31	(139,728.54)	66,408,033.27	66,408,033.27
348 University of Washington Bond Retirement	20,321,115.56		106,751.14	(90,590.02)	20,518,456.72	20,518,456.72
380 Debt-Limit General Fund Bond Retirement	8,300,000.00		914,516,165.32	922,756,171.68	59,993.64	59,993.64
381 Debt-Limit Reimbursable Bond Retirement
382 Nondebt-Limit General Fund Bond Retirement
383 Nondebt-Limit Reimbursable Bond Retirement		24,217,140.58	24,211,751.72	5,388.86	5,388.86
384 Nondebt-Limit Proprietary Appropriated Bond Retirement
385 Nondebt-Limit Proprietary Nonappropriated Bond Retirement
386 Nondebt-Limit Revenue Bond Retirement
389 Toll Facility Bond Retirement	29,944,483.81		4,299,743.41	34,244,227.22	34,244,227.22
TOTAL DEBT SERVICE FUNDS	\$ 434,255,649.76	\$	1,600,408,162.00	\$ 1,539,613,704.36	\$ 495,050,107.40	\$	\$ 495,050,107.40
CAPITAL PROJECTS FUNDS							
01L Higher Education Construction	\$ 0.08	\$	\$	\$ 0.08	\$	\$ 0.08
036 Capitol Building Construction	8,320,963.43		25,065.51	(876,494.84)	9,222,523.78	9,222,523.78
056 State Higher Education Construction	2,523.98		5.80	2,529.78	2,529.78
057 State Building Construction	457,054,022.65		473,443.18	124,434,897.26	333,092,568.57	4,896,375.32	337,988,943.89
060 Community and Technical College Capital Projects	20,353,396.52		1,394,421.89	3,253,805.96	18,494,012.45	18,494,012.45
061 Eastern Washington University Capital Projects	6,140,638.34		770,911.39	199,487.79	6,712,061.94	6,712,061.94
062 Washington State University Building	21,641,256.31		50,464.18	21,691,720.49	21,691,720.49
063 Central Washington University Capital Projects	4,430,176.04		1,374,024.72	827,315.77	4,976,884.99	4,976,884.99
064 University of Washington Building	12,089,929.59		21,450.22	2,649,956.89	9,461,422.92	9,461,422.92
065 Western Washington University Capital Projects	9,539,259.30		141,857.72	329,212.12	9,351,904.90	9,351,904.90
066 The Evergreen State College Capital Projects	3,938,438.99		130,434.96	204,435.99	3,864,437.96	3,864,437.96
075 State Social and Health Services Construction	9,396.39		9,396.39	9,396.39
18B Columbia River Basin Tax Bond Water Supply Development	1,278,663.71		2,937.16	1,281,600.87	1,281,600.87

RECEIPTS & DISBURSEMENTS FOR TREASURY FUNDS

		May 1, 2023	May 2023			May 31, 2023		
		Beginning Book Balance	Plus Receipts	Less Disbursements	Ending Book Balance	Outstanding Warrants	Ending Cash Balance	
CAPITAL PROJECTS FUNDS (Continued)								
245	Public Safety Reimbursable Bond	\$ 4.12	\$	\$	\$ 4.12	\$	\$ 4.12	
246	Community and Technical College Forest Reserve	5,159,673.97	5,159,673.97	5,159,673.97	
289	Thurston County Capital Facilities	5,981,512.79	452,229.22	297,463.78	6,136,278.23	6,136,278.23	
357	Gardner-Evans Higher Education Construction	45,698.05	45,698.05	45,698.05	
364	Military Department Capital	4,014,450.02	4,014,450.02	4,014,450.02	
367	Chehalis Basin Taxable	
373	Coronavirus Capital Projects	(6,277,658.74)	258,008.24	(6,535,666.98)	53.12	(6,535,613.86)	
TOTAL CAPITAL PROJECTS FUNDS		\$ 553,722,345.54	\$ 4,837,245.95	\$ 131,578,088.96	\$ 426,981,502.53	\$ 4,896,428.44	\$ 431,877,930.97	
PERMANENT FUNDS								
04B	Natural Resources Real Property Replacement	\$ 17,853,551.94	\$ 41,010.51	\$ (382,800.00)	\$ 18,277,362.45	\$	\$ 18,277,362.45	
601	Agricultural Permanent	53,890.46	(264,499.93)	318,390.39	318,390.39	
603	Millersylvania Park Trust	5,879.19	13.50	5,892.69	5,892.69	
604	Normal School Permanent	95,100.20	6,870.10	88,230.10	88,230.10	
605	Permanent Common School	68,637.20	6,470.53	62,166.67	62,166.67	
606	Scientific Permanent	60,840.66	400,422.75	(92,346.46)	553,609.87	553,609.87	
607	State University Permanent	150,726.57	17,343.63	133,382.94	133,382.94	
TOTAL PERMANENT FUNDS		\$ 18,288,626.22	\$ 441,446.76	\$ (708,962.13)	\$ 19,439,035.11	\$	\$ 19,439,035.11	
ENTERPRISE FUNDS								
401	Correctional Industries	\$ 860,141.99	\$ 11,296,582.29	\$ 10,560,004.31	\$ 1,596,719.97	\$ 460,217.35	\$ 2,056,937.32	
407	Secretary of State's Revolving	10,190,801.66	970,008.95	852,544.44	10,308,266.17	607.00	10,308,873.17	
418	State Health Care Authority Administrative	1,249,010.84	1,976,033.17	1,665,544.59	1,559,499.42	103.42	1,559,602.84	
492	School Employees' Insurance Administrative	943,976.32	212,817.17	1,253,315.13	(96,521.64)	47.10	(96,474.54)	
578	Lottery Administrative	1,400,095.12	1,335,264.44	1,297,723.38	1,437,636.18	16,103.21	1,453,739.39	
608	Accident	20,358,781.30	230,440,892.72	250,717,351.74	82,322.28	10,299,413.27	10,381,735.55	
609	Medical Aid	935,750.44	174,338,827.88	155,483,976.50	19,790,601.82	9,747,034.17	29,537,635.99	
610	Accident Reserve	68,883.33	80,606,724.72	80,583,713.81	91,894.24	1,191,575.77	1,283,470.01	
881	Supplemental Pension	24,442,538.56	157,434,360.79	148,998,866.66	32,878,032.69	2,118,382.33	34,996,415.02	
883	Second Injury	80,781,540.73	613,645.26	77,733.96	81,317,452.03	16,646.12	81,334,098.15	
TOTAL ENTERPRISE FUNDS		\$ 141,231,520.29	\$ 659,225,157.39	\$ 651,490,774.52	\$ 148,965,903.16	\$ 23,850,129.74	\$ 172,816,032.90	

RECEIPTS & DISBURSEMENTS FOR TREASURY FUNDS

		May 1, 2023	May 2023			May 31, 2023		
		Beginning Book Balance	Plus Receipts	Less Disbursements	Ending Book Balance	Outstanding Warrants	Ending Cash Balance	
INTERNAL SERVICE FUNDS								
006	Public Records Efficiency, Preservation & Access	\$ 2,845,999.47	\$ 441,095.55	\$ 643,233.11	\$ 2,643,861.91	\$ 1,347.00	\$ 2,645,208.91	
405	Legal Services Revolving	23,812,768.98	20,155,520.71	15,986,635.33	27,981,654.36	159,484.66	28,141,139.02	
410	Transportation Equipment	33,128,136.39	868,903.44	791,570.11	33,205,469.72	9,640.84	33,215,110.56	
415	Personnel Service	17,564,595.49	183,507.30	776,174.05	16,971,928.74	1,953.19	16,973,881.93	
455	Higher Education Personnel Service	575,641.32	494,041.55	52,466.10	1,017,216.77	85.34	1,017,302.11	
468	OFM Central Service	6,027,689.69	380,355.75	1,029,486.77	5,378,558.67	4,646.75	5,383,205.42	
483	Auditing Services Revolving	(293,014.52)	1,150,950.64	728,135.04	129,801.08	858.62	130,659.70	
484	Administrative Hearings Revolving	13,498,847.79	3,421,426.97	3,737,617.17	13,182,657.59	5,791.56	13,188,449.15	
TOTAL INTERNAL SERVICE FUNDS		\$ 97,160,664.61	\$ 27,095,801.91	\$ 23,745,317.68	\$ 100,511,148.84	\$ 183,807.96	\$ 100,694,956.80	
PENSION TRUST FUNDS								
614	Volunteer Firefighters' Relief and Pension Principal	\$ (298,873.28)	\$ 2,023,055.66	\$ 1,154,528.57	\$ 569,653.81	\$ 56,757.80	\$ 626,411.61	
615	State Patrol - Plan1	1,104,554.19	7,760,568.49	7,839,690.28	1,025,432.40	73,498.86	1,098,931.26	
616	Judges' Retirement	1,470,013.63	3,799.51	18,596.57	1,455,216.57	1,455,216.57	
630	State Patrol - Plan 2	574,864.59	2,049,620.63	2,070,615.79	553,869.43	553,869.43	
631	Public Employees' Retirement System Plan 1	9,120,294.86	153,517,644.35	154,282,658.71	8,355,280.50	980,373.00	9,335,653.50	
632	Teachers' Retirement System Plan 1	6,804,646.42	116,453,369.88	116,944,731.37	6,313,284.93	666,467.02	6,979,751.95	
633	School Employees' Retirement System Combined Plan 2 & 3	7,185,785.19	74,566,596.09	74,312,721.24	7,439,660.04	454,416.82	7,894,076.86	
635	Public Safety Employees Retirement System Plan 2	349,602.48	9,858,991.96	9,811,605.42	396,989.02	42,172.20	439,161.22	
641	Public Employees' Retirement System Combined Plan 2 & 3	19,432,342.80	347,775,124.23	349,416,133.95	17,791,333.08	2,326,304.75	20,117,637.83	
642	Teachers' Retirement System Combined Plan 2 and 3	21,673,057.16	218,901,959.36	216,925,667.77	23,649,348.75	351,055.51	24,000,404.26	
661	Higher Ed Retirement Plan Supplemental Benefit-UW	48.35	673,474.93	673,369.83	153.45	153.45	
662	Higher Ed Retirement Plan Supplemental Benefit -WSU	94,014.93	94,014.93	
663	Higher Ed Retirement Plan Supplemental Benefit-EWU	7,426.54	15,192.63	14,885.25	7,733.92	7,733.92	
664	Higher Ed Retirement Plan Supplemental Benefit-CWU	16,943.96	16,943.96	
665	Higher Ed Retirement Plan Supplemental Benefit-TESC	4,119.86	4,119.86	
667	Higher Ed Retirement Plan Supplemental Benefit-WWU	22,605.51	22,605.51	

RECEIPTS & DISBURSEMENTS FOR TREASURY FUNDS

		May 1, 2023	May 2023		May 31, 2023		
		Beginning Book Balance	Plus Receipts	Less Disbursements	Ending Book Balance	Outstanding Warrants	Ending Cash Balance
PENSION TRUST FUNDS (Continued)							
668	Higher Ed Retirement Plan Supplemental Benefit -SBCTC	\$	\$ 77,397.34	\$ 77,397.34	\$	\$	\$
722	Deferred Compensation Principal	6,371,103.87	65,035,415.18	65,034,313.70	6,372,205.35	868.64	6,373,073.99
729	Judicial Retirement Principal	11,287.01	10,004.30	9,978.12	11,313.19	11,313.19
819	LEOFF Plan 1 Retirement	2,462,118.10	34,849,200.10	34,309,989.89	3,001,328.31	470,650.37	3,471,978.68
829	LEOFF Plan 2 Retirement	6,375,690.32	87,515,698.27	87,596,339.50	6,295,049.09	634,811.18	6,929,860.27
882	Washington Judicial Retirement System	10,100,114.77	27,758.38	537,561.59	9,590,311.56	9,590,311.56
TOTAL PENSION TRUST FUNDS		\$ 92,744,077.00	\$ 1,121,252,555.55	\$ 1,121,168,469.15	\$ 92,828,163.40	\$ 6,057,376.15	\$ 98,885,539.55
CUSTODIAL FUNDS							
01P	Suspense	\$ 94,703,158.75	\$ 2,682,071,481.87	\$ 2,703,702,500.29	\$ 73,072,140.33	\$ 72,721.02	\$ 73,144,861.35
01R	Undistributed Receipts	32,548.80	32,548.80	32,548.80
01T	Local Leasehold Excise Tax	2,940,608.36	2,592,008.61	348,599.75	348,599.75
034	Local Sales and Use Tax
035	State Payroll Revolving	9,651,370.48	641,936,361.08	629,436,084.53	22,151,647.03	2,222,245.42	24,373,892.45
768	Local Real Estate Excise Tax
795	State Investment Board Commingled Monthly Bond	(127.19)	354.46	227.27
865	State Investment Board Commingled Trust	17,258.26	17,258.26
877	OASI Contribution
TOTAL CUSTODIAL FUNDS		\$ 107,327,559.20	\$ 3,324,025,455.67	\$ 3,335,748,078.96	\$ 95,604,935.91	\$ 2,294,966.44	\$ 97,899,902.35
TOTAL TREASURY FUNDS		\$ 15,854,828,566.19	\$ 12,535,410,352.03	\$ 10,592,235,623.61	\$ 17,798,003,294.61	\$ 135,758,607.60	\$ 17,933,761,902.21

RECEIPTS & DISBURSEMENTS FOR TREASURER'S TRUST FUNDS

		May 1, 2023	May 2023		May 31, 2023		
		Beginning Book Balance	Plus Receipts	Less Disbursements	Ending Book Balance	Outstanding Warrants	Ending Cash Balance
GENERAL FUND							
06N	Local Tax Administration	\$	\$	\$	\$	\$	\$
07F	Commercial Fisheries Buyback
08B	Foster Care Endowed Scholarship Trust	16,744.94	38.46	16,783.40	16,783.40
08E	Individual Development Account Program	2,095.18	4.82	2,100.00	2,100.00
08N	State Financial Aid	127,595,988.96	315,697.60	34,978,092.57	92,933,593.99	9,884.54	92,943,478.53
08T	Transportation Innovative Partnership
11M	Poet Laureate	115.55	115.55	115.55
11R	Hospital Infection Control Grant
12L	Outdoor Education and Recreation Prog	2,647,685.60	2,647,685.60	2,647,685.60
12P	Geoduck Aquaculture Research
131	Fair	620,416.20	4,443.83	79,319.50	545,540.53	65,334.82	610,875.35
14N	Legislative Oral History	26,900.20	26,900.20	26,900.20
14P	Skeletal Human Remains Assistance	224,314.99	224,314.99	224,314.99
15B	Food Animal Vet Scholarship
15N	Business Assistance
16F	Washington State Flag
16K	Mortgage Recovery
16R	Multiagency Permitting Team	99,971.80	229.64	100,201.44	100,201.44
17R	Aerospace Training Student Loan	218,313.81	500.92	3,007.82	215,806.91	47.69	215,854.60
18C	Native Education Public-Private Partnership
18F	High School Completion
18G	Opportunity Scholarship Match Transfer	385,000.00	385,000.00	385,000.00
18K	24/7 Sobriety	23,892.88	334.58	24,227.46	24,227.46
18V	Science, Technology, Engineering and Math Education Lighthouse
19J	Universal Communications Services	200,284.09	11,452.58	188,831.51	188,831.51
20L	Early Start	494,262.23	494,262.23	494,262.23
21J	Gina Grant Bull Memorial Legislative Page Scholarship	52,585.83	121.90	4,830.69	47,877.04	47,877.04
21L	Low-Income Home Rehab Revolving Loan Program	256,535.13	589.40	257,124.53	257,124.53
21T	Suicide-Safer Homes Project	25,000.01	25,000.01	25,000.01
22A	State Agency Office Relocation Pool	4,294,186.20	4,294,186.20	4,294,186.20
22B	Highway Worker Memorial Scholarship
22S	Landlord Mitigation Program	3,297,894.84	321,014.79	22,722.27	3,596,187.36	15,303.19	3,611,490.55
22V	Medical Student Loan	1,247,479.24	1,247,479.24	1,247,479.24

RECEIPTS & DISBURSEMENTS FOR TREASURER'S TRUST FUNDS

		May 1, 2023	May 2023			May 31, 2023		
		Beginning Book Balance	Plus Receipts	Less Disbursements	Ending Book Balance	Outstanding Warrants	Ending Cash Balance	
GENERAL FUND (Continued)								
23B	Rural Jobs Program Match Transfer	\$ 895.86	\$	\$	\$ 895.86	\$	\$ 895.86	
23E	Washington History Day	106,753.30	2,736.33	109,489.63	109,489.63	
23F	Open Educational Resources	
23L	Indian Health Improvement Reinvestment	342,396.72	25,267.92	25,611.19	342,053.45	342,053.45	
24A	Behavioral Health Loan Repayment Program	2,556,096.38	15,179.21	39,939.21	2,531,336.38	19,299.24	2,550,635.62	
24F	Veterans Service Officer	
24W	Undocumented Student Support Loan Match	
25B	Unemployment Insurance Relief	30,284.75	30,284.75	30,284.75	
25E	Rosa Franklin Legislative Internship Program Scholarship	326.41	0.75	327.16	327.16	
25J	Department of Transportation Purple Heart State	
25K	Department of Veterans' Affairs Purple Heart State	50.00	50.00	50.00	
25L	Military Department Purple Heart State	
26F	Billy Frank Jr. National Statuary Hall Collection	85,927.94	85,927.94	85,927.94	
26T	Washington Student Loan	171,966,873.60	395,016.57	172,361,890.17	172,361,890.17	
27E	Equitable Access to Credit Program	
27H	Veterans & Military Members Suicide Prevention	3,190.00	300.00	3,490.00	3,490.00	
27M	WA State Global War on Terror Memorial	3,650.00	3,650.00	3,650.00	
290	Savings Incentive	2,800,093.39	2,800,093.39	2,800,093.39	
447	Information Technology Investment Revolving	34,124,778.61	72,564.90	1,556,746.55	32,640,596.96	32,640,596.96	
490	Regional Transportation Investment District	
514	Agricultural Conservation Easements	
534	Washington Graduate Fellowship Trust	489.80	489.80	489.80	
551	Washington Youth and Families	124,634.31	124,634.31	124,634.31	
552	Conservation Assistance Revolving	463,714.45	463,714.45	463,714.45	
653	Washington Distinguished Professorship Trust	
703	COVID-19 Unemployment	
704	COVID-19 Public Health Response	466,461,440.44	18,570,400.77	30,095,805.25	454,936,035.96	1,506,535.05	456,442,571.01	
708	Salary/Insurance Contribution Increase Revolving	1,729,610.04	3,920.96	1,725,689.08	1,725,689.08	
743	College Faculty Awards Trust	186.14	186.14	186.14	
747	Health Professional Loan Repayment & Scholarship Program	21,014,538.03	929.93	291,006.60	20,724,461.36	57,607.05	20,782,068.41	
748	WA Career and College Pathways Innov Challenge	4,792,243.25	11,992.15	508,621.42	4,295,613.98	419,000.00	4,714,613.98	
781	Cross-State Trail	473.10	473.10	473.10	

RECEIPTS & DISBURSEMENTS FOR TREASURER'S TRUST FUNDS

		May 1, 2023	May 2023			May 31, 2023		
		Beginning Book Balance	Plus Receipts	Less Disbursements	Ending Book Balance	Outstanding Warrants	Ending Cash Balance	
GENERAL FUND (Continued)								
793	Health Insurance Pool	\$	\$	\$	\$	\$	\$	\$
817	Stadium and Exhibition Center Construction
835	Four Year Student Child Care in Higher Education	41,647.36	6,913.15	34,734.21	34,734.21
TOTAL GENERAL FUND		\$ 848,379,961.56	\$ 19,737,364.47	\$ 67,627,989.76	\$ 800,489,336.27	\$ 2,093,011.58	\$	802,582,347.85
SPECIAL REVENUE FUNDS								
01F	Crime Victims' Compensation	\$ 3,392,631.13	\$ 212,784.00	\$	\$ 3,605,415.13	\$	\$	3,605,415.13
03K	Industrial Insurance Premium Refund	7,395,936.23	142,009.23	166,128.45	7,371,817.01	26.00	7,371,843.01
04F	Real Estate Education Program	618,354.79	3,904.15	11,581.14	610,677.80	610,677.80
06H	Oral History, State Library, and Archives	494,971.16	37,124.85	26,041.23	506,054.78	2,840.65	508,895.43
06J	Securities Prosecution	639,864.43	2,000.00	1,833.03	640,031.40	640,031.40
07A	Mortgage Lending Fraud Prosecution	184,404.44	13,606.50	37,700.00	160,310.94	160,310.94
07B	Organ and Tissue Donation Awareness	45,874.06	47,960.84	47,187.56	46,647.34	46,647.34
07E	Contract Harvesting Revolving	3,687,529.01	9,163.06	(2,332,545.41)	6,029,237.48	237,963.75	6,267,201.23
07J	"Helping Kids Speak"	2,769.68	1,717.33	1,647.34	2,839.67	2,839.67
07K	Special License Plate Applicant Trust	12,206.00	12,206.00	12,206.00
07L	Legislative International Trade	1,300.25	1,300.25	1,300.25
07N	Produce Railcar Pool	51.74	0.12	51.86	51.86
07T	Commemorative Works	3,541.92	8.14	3,550.06	3,550.06
07V	Fish and Wildlife Enforcement Reward	219,574.72	10,421.27	4,999.11	224,996.88	224,996.88
08C	Gonzaga University Alumni Association	5,972.05	4,538.34	3,927.02	6,583.37	6,583.37
08F	Lighthouse Environmental Programs	11,906.99	7,371.01	6,764.35	12,513.65	12,513.65
08G	Flexible Spending Administrative	2,502,515.37	80,791.00	80,435.53	2,502,870.84	2,502,870.84
08J	Prescription Drug Consortium	55,764.16	3,760.09	59,524.25	59,524.25
08L	"Ski & Ride Washington"	5,672.56	2,478.00	1,817.67	6,332.89	1,817.67	8,150.56
08P	State Parks Education and Enhancement	317,500.80	14,151.68	7,898.64	323,753.84	323,753.84
08V	Veterans Stewardship	1,090,711.70	66,563.02	55,254.33	1,102,020.39	11,258.01	1,113,278.40
08W	"Washington's National Park Fund"	28,219.27	26,341.05	23,242.37	31,317.95	31,317.95
098	Eastern Washington Pheasant Enhancement	203,313.34	62,064.75	(20,210.85)	285,588.94	42.19	285,631.13
09A	We Love Our Pets	11,556.92	5,586.02	3,852.35	13,290.59	13,290.59
09B	Boating Safety Education Certification	796,506.55	21,375.00	8,627.40	809,254.15	425.00	809,679.15
09J	Washington Coastal Crab Pot Buoy Tag	251,311.13	1,785.00	49,554.89	203,541.24	203,541.24
09K	Life Sciences Discovery	1,637,778.07	3,762.06	1,641,540.13	1,641,540.13
09L	Nursing Resource Center	374,255.40	66,804.00	4,873.44	436,185.96	436,185.96

RECEIPTS & DISBURSEMENTS FOR TREASURER'S TRUST FUNDS

	May 1, 2023		May 2023		May 31, 2023		
	Beginning Book Balance		Plus Receipts	Less Disbursements	Ending Book Balance	Outstanding Warrants	Ending Cash Balance
SPECIAL REVENUE FUNDS (Continued)							
10F "Share the Road"	\$ 16,236.72	\$	\$ 5,817.01	\$	\$ 5,362.01	\$ 16,691.72	\$ 16,691.72
11A Employment Training Finance	420,825.85		3,639.33		424,465.18		424,465.18
11J Electronic Products Recycling	1,111,804.46		171.00		20,766.46	2,500.00	1,093,709.00
11P Large On-Site Sewage Systems							
11V Veteran Estate Management	2,898.31		32,419.70		42,544.98		(7,226.97)
126 Agricultural Local	34,035,562.28		2,901,247.20		3,133,351.69	44,305.36	33,847,763.15
128 Grain Inspection Revolving	(1,483,669.47)		639,828.15		987,990.19	4,109.25	(1,827,722.26)
12E Assisted Living Facility Management	615,961.62				(16,667.40)		632,629.02
12F Manufactured/Mobile Home Dispute Resol	2,454,272.04		49,725.00		63,509.09		2,440,487.95
12G Rockfish Research	524,041.48		38,768.64		30,656.46	3.38	532,157.04
12H Uniformed Service Shared Leave Pool	944,386.48				(6,939.91)		951,326.39
12N Get Ready For Math & Science Schlarshp	272,247.16		1,601.12				273,848.28
133 Children's Trust	462,753.88		6,882.94		2,915.52	180.00	466,901.30
14E Washington State Library Operations	6,609,359.96		332,757.26		510,809.61	2,325.85	6,433,633.46
14W Reduced Cigarette Ignition Propensity	795,635.68		7,852.65		4,107.65	12,499.76	811,880.44
15A Transitional Housing Oper & Rent	0.41				0.41		0.41
15T Broadband Mapping							
15V Funeral and Cemetery	512,509.95		28,315.60		85,417.48	811.00	456,219.07
15W Guaranteed Asset Protection Waiver	19,750.00				19,750.00		19,750.00
163 Worker and Community Right to Know	3,676,133.10		22,473.61		146,366.14	141.04	3,552,381.61
169 Horse Racing Commission Operating	903,598.31		245,557.22		177,738.32	29,848.92	1,001,266.13
16B Landscape Architects' License	296,771.44		27,772.50		18,525.99		306,017.95
16E Spec Forest Products Outreach/Education	75,617.52		16.67				75,634.19
16G Universal Vaccine Purchase	12,228,654.61		6,725,775.14		9,326,692.74		9,627,737.01
16L Accessible Communities	904,302.22		17,786.61		1,131.18		920,957.65
16N Disabled Veterans Assistance							
16T Product Stewardship Programs	323,410.87				1,901.47		321,509.40
17L Foreclosure Fairness	1,469,011.02		253,875.00		17,049.31		1,705,836.71
17M Individual-Based/Portable Background Check Clearance	955,757.80				549.93		955,207.87
17V Volunteer Firefighters	6,843.66		3,381.01		3,880.33		6,344.34
180 Local Government Administrative Hearings	209,959.94				9,274.00		200,685.94
189 Clarke-McNary							
18A Investing In Innovation							
18E Educator Certification Processing	5,138,454.86		532,939.15		186,952.07	374.00	5,484,815.94

RECEIPTS & DISBURSEMENTS FOR TREASURER'S TRUST FUNDS

		May 1, 2023	May 2023		May 31, 2023		
		Beginning Book Balance	Plus Receipts	Less Disbursements	Ending Book Balance	Outstanding Warrants	Ending Cash Balance
SPECIAL REVENUE FUNDS (Continued)							
18M	Music Matters Awareness	\$ 6,440.00	\$ 4,953.68	\$ 4,536.01	\$ 6,857.67	\$	\$ 6,857.67
18N	Damage Prevention	178,058.86	200.00	12,400.00	165,858.86	400.00	166,258.86
18R	Seattle Sounders FC	5,724.86	3,338.54	3,346.72	5,716.68	5,716.68
190	Forest Fire Protection Assessment	10,513,099.28	1,916.60	(2,287,723.83)	12,802,739.71	1,520.99	12,804,260.70
193	State Forest Nursery Revolving	(362,339.95)	2,183.25	(133,049.47)	(227,107.23)	15,423.27	(211,683.96)
195	Energy	0.21	0.21	0.21
197	Statute Law Committee Publications	881,772.34	116.42	3,675.34	878,213.42	68.30	878,281.72
198	Access Road Revolving	6,330,142.34	4,811.24	(831,911.37)	7,166,864.95	2,232.18	7,169,097.13
19B	School for the Blind	4,694,332.58	646,305.78	223,532.63	5,117,105.73	5,117,105.73
19E	4-H Program	445.67	555.34	445.67	555.34	555.34
19F	Seattle Seahawks	46,708.89	22,163.75	20,919.50	47,953.14	47,953.14
19H	Center for Deaf/Hard of Hearing Youth	2,297,957.28	66,606.69	1,473.64	2,363,090.33	2,363,090.33
19M	Seattle University	15,082.52	641.67	476.00	15,248.19	15,248.19
19P	Child Rescue	115,236.61	(1,488.29)	113,748.32	113,748.32
19R	Residential Services and Support	88,099.63	88,099.63	88,099.63
19W	Wolf-Livestock Conflict	258,418.38	600.00	257,818.38	257,818.38
205	Mobile Home Park Relocation	3,368,467.47	156,401.28	44,340.47	3,480,528.28	42,106.24	3,522,634.52
206	Cost of Supervision	1,081,961.88	100.00	1,081,861.88	100.00	1,081,961.88
209	Regional Fisheries Enhancement Group	1,599,098.79	116,136.12	49,410.50	1,665,824.41	304.82	1,666,129.23
20A	State Flower	3,392.67	2,907.33	2,881.67	3,418.33	3,418.33
20D	CPA Scholarship Transfer	125,000.00	125,000.00	125,000.00
20E	WA Internet Crimes Against Children	1,092,321.74	21,847.44	1,070,474.30	1,070,474.30
20G	Washington Farmers and Ranchers	396.67	408.33	224.00	581.00	581.00
20K	Licensing & Enforcement System Modernization
20P	Nursing Facility Quality Enhancement	5,174,115.67	(25,518.32)	5,199,633.99	5,199,633.99
20W	Washington Tennis	13,133.11	168.00	13,301.11	13,301.11
210	Fire Protection Contractor License	1,183,718.68	28,629.85	45,501.83	1,166,846.70	200.00	1,167,046.70
213	Veterans' Emblem	25,496.44	364.00	14.01	25,846.43	14.01	25,860.44
214	Temporary Worker Housing	384,390.19	1,475.00	12,706.36	373,158.83	373,158.83
219	Air Operating Permit	4,273,405.95	66,736.94	4,206,669.01	9.85	4,206,678.86
21A	Washington State Wrestling	725.67	697.67	669.67	753.67	753.67
21C	Washington Sexual Assault Kit	19,291.28	44.31	19,335.59	19,335.59
21F	Fred Hutch	725.67	560.00	753.67	532.00	532.00
21G	Washington State Aviation	163,378.79	3,798.68	167,177.47	167,177.47

RECEIPTS & DISBURSEMENTS FOR TREASURER'S TRUST FUNDS

	May 1, 2023		May 2023		May 31, 2023	
	Beginning Book Balance	Plus Receipts	Less Disbursements	Ending Book Balance	Outstanding Warrants	Ending Cash Balance
SPECIAL REVENUE FUNDS (Continued)						
21N NE WA Wolf-Livestock Management	\$ 311,689.77	\$ 729.94	\$ 11,981.60	\$ 300,438.11	\$	\$ 300,438.11
21Q Forest Health Revolving	28,660,846.06	66,776.58	50,742.51	28,676,880.13	62,418.90	28,739,299.03
21U Veteran's In-State Service Shared Leave Pool	273,818.45	680.46	274,498.91	274,498.91
21W K-12 Criminal Background Check	878,943.22	50,272.75	133,767.12	795,448.85	45.25	795,494.10
225 Fingerprint Identification	5,289,959.62	1,020,621.30	1,087,935.77	5,222,645.15	6,537.06	5,229,182.21
22G Photovoltaic Module Recycling	360.76	360.76	360.76
22H Foster Parent Shared Leave Pool	301,557.43	130.81	(6,708.09)	308,396.33	1,467.60	309,863.93
22K Watershed Restoration Enhancement	601,450.00	601,450.00	601,450.00
22L Public Use General Aviation Airport Loan Revolving	5,544,125.49	12,749.13	2,687.84	5,554,186.78	5,554,186.78
22N Fish and Wildlife Federal Lands Revolving	29,665.54	(29,665.54)	(29,665.54)
22P Natural Resources Federal Lands Revolving	9,066,969.50	21,393.86	46,265.34	9,042,098.02	24,961.60	9,067,059.62
22Q Seattle Mariners	3,242.08	(14.00)	3,256.08	3,256.08
23A Student Loan Advocate	437,648.73	27,673.48	409,975.25	42.76	410,018.01
23C Department of Licensing Tuition Recovery	213,282.68	1,518.20	214,800.88	214,800.88
23D Student Achievement Council Tuition Recovery Trust	329,212.72	1,756.22	330,968.94	330,968.94
23K Smoke Detection Device Awareness	36,533.32	36,533.32	36,533.32
23M County Road Administration Board Emergency Loan	2,563,397.91	5,888.25	2,569,286.16	2,569,286.16
24C San Juan Islands Programs	3,693.67	3,775.34	3,805.67	3,663.34	3,663.34
24D Seattle Storm	28.00	(28.00)
24E Washington State Library-Archives Building	17,666,593.10	226,057.83	17,892,650.93	17,892,650.93
24G Hemp Regulatory	245,605.57	21,680.94	1,367.78	265,918.73	53.12	265,971.85
24R Energy Independence Act Special
24S Seattle NHL Hockey	2,394.00	3,963.75	2,560.25	3,797.50	2,560.25	6,357.75
24T State Firearms Background Check System	4,384,816.22	395,325.76	3,989,490.46	3,989,490.46
259 Coastal Crab	122,068.46	500.00	1,413.00	121,155.46	121,155.46
25A Washington Apples	2,914.34	2,937.67	2,942.34	2,909.67	2,909.67
25R Recycled Content	294,602.67	220,866.11	28,970.38	486,498.40	486,498.40
25S Recycling Enhancing
25V Washington State Attorney General Charitable Asset Protection	598,028.17	83,927.00	55,774.76	626,180.41	5,610.00	631,790.41
26G Energy Facility Site Eval Council	(1,080,815.68)	35,219.72	998,006.92	(2,043,602.88)	550.96	(2,043,051.92)
26J WA State Leadership Board Spec Lic Plate	401,412.35	12,706.78	414,119.13	414,119.13
26S Patches Pal License Plate	11,900.00	(10,578.00)	6.00	1,316.00	6.00	1,322.00

RECEIPTS & DISBURSEMENTS FOR TREASURER'S TRUST FUNDS

		May 1, 2023	May 2023		May 31, 2023		
		Beginning Book Balance	Plus Receipts	Less Disbursements	Ending Book Balance	Outstanding Warrants	Ending Cash Balance
SPECIAL REVENUE FUNDS (Continued)							
274	Adult Family Home	\$ 556,337.89	\$	\$ 7,163.87	\$ 549,174.02	\$	\$ 549,174.02
27D	Driver Resource Center	5,449,337.44	570,001.12	4,879,336.32	4,879,336.32
27N	Washington Wine License Plate	4,284.00	672.00	4,956.00	4,956.00
27Q	State OPIOID Settlement
281	Impaired Driving Safety	(149,517.36)	170,503.20	20,985.84	20,985.84
283	Juvenile Accountability Incentive	318,364.82	731.30	319,096.12	319,096.12
297	Pipeline Safety	3,583,781.51	13,582.64	184,036.36	3,413,327.79	1,067.32	3,414,395.11
298	Geologists'	246,305.55	27,980.00	30,715.81	243,569.74	317.00	243,886.74
300	Financial Services Regulation	53,305,069.85	1,492,397.68	3,053,100.64	51,744,366.89	84,942.47	51,829,309.36
320	Puget Sound Crab Pot Buoy Tag	13,656.60	195.00	13,461.60	13,461.60
328	Crim Justice Training Commis Firing Range Maintenance	213,403.00	213,403.00	213,403.00
416	Surplus and Donated Food Commodities Revolving	1,216,448.59	1,097,881.07	2,314,329.66	2,314,329.66
424	Anti-Trust Revolving	716,910.13	1,015,727.23	729,770.97	1,002,866.39	237,847.54	1,240,713.93
474	School Employees Flexible & Dependent Care Administration	17,838.09	34,242.00	34,135.59	17,944.50	17,944.50
480	Financial Education Public-Private Partnership	131,041.17	131,041.17	131,041.17
485	Horse Racing Owners' Bonus/Breeder Awards	135,675.29	54,734.78	2,326.71	188,083.36	2,326.71	190,410.07
495	Toll Collection	25,358,871.21	20,356,330.73	18,169,408.59	27,545,793.35	88,822.14	27,634,615.49
496	Educator Conditional Scholarship	4,068,394.20	21,915.79	82,848.10	4,007,461.89	30,000.00	4,037,461.89
497	Horse Racing Commission Class C Purse Fund	214,931.72	5,786.80	220,718.52	220,718.52
498	Washington State Council of Fire Fighters Benevolent	15,774.06	12,912.69	9,828.03	18,858.72	18,858.72
499	Law Enforcement Memorial	49,780.12	28,340.72	25,237.40	52,883.44	52,883.44
501	Liquor Revolving	35,774,556.34	16,024,304.88	4,031,904.54	47,766,956.68	254,499.33	48,021,456.01
503	Tuition Recovery	4,433,001.65	24,803.02	16,377.67	4,441,427.00	4,441,427.00
515	DNA Data Base	660,758.79	18,756.60	(29,743.90)	709,259.29	709,259.29
516	Fruit and Vegetable Inspection	6,796,738.39	745,047.71	1,303,218.75	6,238,567.35	29,144.01	6,267,711.36
536	Federal Food Service Revolving	1,224,980.53	4,164,353.55	4,129,020.55	1,260,313.53	134,027.79	1,394,341.32
553	Performance Audits of Government	17,226,292.24	2,147,830.54	1,957,157.18	17,416,965.60	172,997.12	17,589,962.72
561	Community Technical College Innovation	12,138,343.04	489,303.43	6,059,738.46	6,567,908.01	6,567,908.01
687	Rural Rehabilitation	40,476.91	92.97	40,569.88	40,569.88
688	Federal Local Rail Service Assistance	84,062.23	165.54	84,227.77	84,227.77
731	Child Care Facility Revolving	76,026.43	174.64	76,201.07	76,201.07
732	Nursing Home Civil Penalties	2,304,290.21	(11,203.67)	2,315,493.88	2,315,493.88

RECEIPTS & DISBURSEMENTS FOR TREASURER'S TRUST FUNDS

		May 1, 2023	May 2023		May 31, 2023		
		Beginning Book Balance	Plus Receipts	Less Disbursements	Ending Book Balance	Outstanding Warrants	Ending Cash Balance
SPECIAL REVENUE FUNDS (Continued)							
746	Hanford Area Economic Investment	\$ 63,920.34	\$	\$	\$ 63,920.34	\$	\$ 63,920.34
749	Governor's Interagency Committee of State Employed Women	129,965.12	519.64	129,445.48	129,445.48
761	Basic Health Plan Subscription	250,744.09	250,744.09	250,744.09
763	Center for the Improvement of Student Learning	35,600.68	35,600.68	35,600.68
773	Commission on Higher Ed Prof Student Ex Program	51,200.00	51,200.00	51,200.00
774	University of Washington License Plate	404,931.76	25,662.06	430,593.82	430,593.82
776	Washington State University License Plate	115,214.81	59,199.13	115,268.48	59,145.46	28.00	59,173.46
778	Western Washington University License Plate	2,741.67	1,117.67	3,859.34	3,859.34
779	Eastern Washington University License Plate	117,186.18	4,048.34	121,234.52	121,234.52
780	School Zone Safety Account	1,372,771.23	16,463.23	19,932.82	1,369,301.64	600.00	1,369,901.64
783	Central Washington University License Plate	17,040.38	1,645.01	18,685.39	18,685.39
784	Miscellaneous Transportation Programs	(23,184,355.79)	12,718,956.35	21,802,838.27	(32,268,237.71)	154,829.75	(32,113,407.96)
786	The Evergreen State College License Plate	31,202.07	758.33	31,960.40	31,960.40
789	Advanced Environmental Mitigation Revolving	1,216,859.48	7,515.68	1,224,375.16	1,224,375.16
816	Stadium and Exhibition Center	1,405,984.34	1,046,905.78	753,107.29	1,699,782.83	1,699,782.83
821	Impaired Physician	395,599.92	183,166.00	224,378.69	354,387.23	354,387.23
823	Livestock Nutrient Management	31,082.07	300.00	299.64	31,082.43	31,082.43
833	Developmental Disabilities Endowment Trust	5,685,147.73	613,927.63	177,556.49	6,121,518.87	6,121,518.87
834	Capitol Furnishings Preservation Committee	35,851.73	35,851.73	35,851.73
878	Federal Forest Revolving	15.98	6,707.17	6,723.15	6,723.15
880	Advance Right-of-Way Revolving	40,999,369.89	538,940.47	41,538,310.36	41,538,310.36
884	Gambling Revolving	21,553,197.63	(681,859.62)	1,248,454.09	19,622,883.92	40,566.42	19,663,450.34
885	Plumbing Certificate	1,659,631.13	102,622.88	180,245.29	1,582,008.72	1,036.24	1,583,044.96
892	Pressure Systems Safety	960,096.65	248,483.71	197,140.90	1,011,439.46	488.37	1,011,927.83
TOTAL SPECIAL REVENUE FUNDS		\$ 447,816,778.54	\$ 78,417,246.23	\$ 78,132,033.32	\$ 448,101,991.45	\$ 1,751,645.20	\$ 449,853,636.65
CAPITAL PROJECTS FUNDS							
366	Watershed Restoration Enhancement Bond	\$ 6,589,910.55	\$	\$ 310,192.23	\$ 6,279,718.32	\$	\$ 6,279,718.32
377	Watershed Restoration Enhancement Taxable Bond
TOTAL CAPITAL PROJECTS FUNDS		\$ 6,589,910.55	\$	\$ 310,192.23	\$ 6,279,718.32	\$	\$ 6,279,718.32

RECEIPTS & DISBURSEMENTS FOR TREASURER'S TRUST FUNDS

		May 1, 2023		May 2023		May 31, 2023	
		Beginning Book Balance	Plus Receipts	Less Disbursements	Ending Book Balance	Outstanding Warrants	Ending Cash Balance
PERMANENT FUNDS							
842	American Indian Scholarship Endowment	\$ 296,458.78	\$ 680.42	\$	\$ 297,139.20	\$	\$ 297,139.20
852	Foster Care Scholarship Endowment	3,948.20	9.07	3,957.27	3,957.27
TOTAL PERMANENT FUNDS		\$ 300,406.98	\$ 689.49	\$	\$ 301,096.47	\$	\$ 301,096.47
ENTERPRISE FUNDS							
22E	Family and Medical Leave Enforcement	\$ 423,807.18	\$ 1,678.40	\$	\$ 425,485.58	\$	\$ 425,485.58
22F	Family and Medical Leave Insurance	(117,461,715.70)	384,311,072.89	136,741,186.47	130,108,170.72	1,916,009.76	132,024,180.48
413	Municipal Revolving	2,803,164.61	3,916,331.74	3,302,150.05	3,417,346.30	3,076.87	3,420,423.17
438	Uniform Dental Plan Benefits Administration	605,299.65	603,001.00	601,308.96	606,991.69	606,991.69
439	Uniform Medical Plan Benefits Administration	5,482,092.52	5,330,805.00	5,439,876.66	5,373,020.86	5,373,020.86
442	Legislative Gift Center	219,766.07	25,310.48	21,272.05	223,804.50	2,224.34	226,028.84
445	Self-Insured Emplry Overpymt Reimb	1,426,892.06	25,008.45	1,451,900.51	1,451,900.51
446	Industrial Insurance Rainy Day Fund
449	Certificates of Participation and Other Financing - Local	436,711.29	3,011,029.73	3,018,975.82	428,765.20	369,115.00	797,880.20
456	Separately Managed State Treasurer's Service	186,454.07	17,641.64	13,444.06	190,651.65	190,651.65
470	Imaging	123,186.41	80,104.99	55,623.65	147,667.75	147,667.75
473	School Employees Insurance Reserve	54,992,560.89	4,332,320.68	59,324,881.57	59,324,881.57
475	School Employees Dental Benefits Administration	463,332.86	414,267.00	462,266.80	415,333.06	415,333.06
477	Lottery Investment
493	School Employees' Insurance	(48,932,615.22)	155,520,288.87	159,763,192.97	(53,175,519.32)	329,602.56	(52,845,916.76)
494	School Employees' Benefits Board Administration	2,179,088.30	1,396,804.00	2,025,430.41	1,550,461.89	1,550,461.89
543	Judicial Information Systems	(7,293,359.32)	1,117,645.80	2,414,202.10	(8,589,915.62)	3,690.83	(8,586,224.79)
544	Pollution Liability Insurance Program Trust	40,764,113.43	2,246,262.30	2,075,387.70	40,934,988.03	1,050,972.02	41,985,960.05
545	Heating Oil Pollution Liability Trust	1,921,729.72	67,158.50	88,378.33	1,900,509.89	8.57	1,900,518.46
567	Long-Term Services and Supports Trust	17,238,595.02	41,633.04	1,595,224.69	15,685,003.37	15,685,003.37
721	Public Employees' and Retirees' Insurance	221,902,045.46	229,910,556.36	277,166,838.20	174,645,763.62	4,431,173.32	179,076,936.94
730	Public Employees' and Retirees' Insurance Reserve	136,530,071.47	4,811,616.45	141,341,687.92	141,341,687.92
788	Advanced College Tuition Payment Program	1,210,422.94	13,695,012.58	13,486,974.10	1,418,461.42	973,948.85	2,392,410.27
TOTAL ENTERPRISE FUNDS		\$ 315,221,643.71	\$ 810,875,549.90	\$ 608,271,733.02	\$ 517,825,460.59	\$ 9,079,822.12	\$ 526,905,282.71
INTERNAL SERVICE FUNDS							
411	Natural Resources Equipment	\$ 17,471,889.94	\$ 10,160.55	\$ 27,844.71	\$ 17,454,205.78	\$ 125,679.48	\$ 17,579,885.26
421	Education Technology Revolving Fund	13,674,587.23	218,170.63	1,554,352.63	12,338,405.23	12,338,405.23

RECEIPTS & DISBURSEMENTS FOR TREASURER'S TRUST FUNDS

		May 1, 2023	May 2023			May 31, 2023		
		Beginning Book Balance	Plus Receipts	Less Disbursements	Ending Book Balance	Outstanding Warrants	Ending Cash Balance	
INTERNAL SERVICE FUNDS (Continued)								
422	General Administration Services	\$ 62,453,658.20	\$ 22,697,002.47	\$ 19,707,740.07	\$ 65,442,920.60	\$ 486,356.72	\$ 65,929,277.32	
436	OFM Labor Relations Service	3,298,419.93	245,533.43	516,562.87	3,027,390.49	3,027,390.49	
444	Fish & Wildlife Equipment	156,263.86	78,406.64	41,578.81	193,091.69	455.01	193,546.70	
453	Minority and Women's Business Enterprises	2,224,637.38	118,080.00	145,146.03	2,197,571.35	2,197,571.35	
458	Consolidated Technology Services Revolving	(3,594,817.70)	15,238,636.52	11,260,183.66	383,635.16	277,484.48	661,119.64	
461	Shared Information Technology System Revolving	
466	Statewide Info Tech System Development Revolving	39,035,026.81	2,741,494.66	36,293,532.15	17,170.36	36,310,702.51	
471	State Patrol Nonappropriated Airplane Revolving	265,217.15	28,754.51	95,394.72	198,576.94	3,948.76	202,525.70	
472	Statewide Info Tech System Maintenance & Operations Revolving	32,867,381.82	1,576,144.52	3,424,364.19	31,019,162.15	4,339.56	31,023,501.71	
546	Risk Management	81,243.87	771,935.24	593,851.80	259,327.31	259,327.31	
547	Liability	(4,386,276.34)	13,172.55	108,573,966.10	(112,947,069.89)	101,848,479.93	(11,098,589.96)	
739	Certificates of Participation and Other Financing - State	587,073.51	24,247,596.64	(1,551,703.53)	26,386,373.68	26,386,373.68	
TOTAL INTERNAL SERVICE FUNDS		\$ 164,134,305.66	\$ 65,243,593.70	\$ 147,130,776.72	\$ 82,247,122.64	\$ 102,763,914.30	\$ 185,011,036.94	
PRIVATE PURPOSE FUNDS								
196	Unclaimed Personal Property	\$ 3,591,856.44	\$ 14,953,553.06	\$ 14,333,774.32	\$ 4,211,635.18	\$ 10,156,963.08	\$ 14,368,598.26	
463	WA College Savings Program	(466,635.81)	53,821.57	58,612.48	(471,426.72)	2,647.90	(468,778.82)	
738	Department of Social and Health Services Trust	53,654.52	53,654.52	53,654.52	
799	WA Achieving a Better Life Experience Program	95,970.89	194.36	96,165.25	96,165.25	
TOTAL PRIVATE PURPOSE FUNDS		\$ 3,274,846.04	\$ 15,007,568.99	\$ 14,392,386.80	\$ 3,890,028.23	\$ 10,159,610.98	\$ 14,049,639.21	
PENSION TRUST FUNDS								
838	LEOFF Retirement System Benefits Improvement	\$	\$	\$	\$	\$	\$	
TOTAL PENSION TRUST FUNDS		\$	\$	\$	\$	\$	\$	
CUSTODIAL FUNDS								
165	Salary Reduction	\$ (1,630,042.97)	\$ 5,224,603.80	\$ 3,233,807.92	\$ 360,752.91	\$ 909.98	\$ 361,662.89	
16C	Real Estate/Property Tax Admin Assistance	40,250.00	47,577.50	40,250.00	47,577.50	47,577.50	
17A	County 911 Excise Tax	6,860,388.82	(556,913.15)	7,417,301.97	7,417,301.97	
525	Washington State Combined Fund Drive	1,361,753.69	344,381.53	1,103,003.54	603,131.68	42,977.18	646,108.86	
660	Natural Resources Deposit	59,174,624.91	36,595,137.95	42,297,375.83	53,472,387.03	121,695.61	53,594,082.64	

RECEIPTS & DISBURSEMENTS FOR TREASURER'S TRUST FUNDS

		May 1, 2023	May 2023			May 31, 2023		
		Beginning Book Balance	Plus Receipts	Less Disbursements	Ending Book Balance	Outstanding Warrants	Ending Cash Balance	
CUSTODIAL FUNDS (Continued)								
734	Centennial Document Preservation and Modernization	\$ 1,873,325.57	\$ 150,538.07	\$	\$ 2,023,863.64	\$	\$ 2,023,863.64	
737	High Occupancy Vehicle	
757	Maritime Historic Restoration and Preservation	11,923.67	8,550.51	20,474.18	20,474.18	
797	Local Tourism Promotion	1,678,143.77	(5,166.16)	1,683,309.93	1,683,309.93	
802	School Employees Salary Reduction	(4,336,433.46)	1,806,535.79	1,789,359.88	(4,319,257.55)	(4,319,257.55)	
847	Separately Managed State Agency Investment	
TOTAL CUSTODIAL FUNDS		\$ 65,033,934.00	\$ 44,177,325.15	\$ 47,901,717.86	\$ 61,309,541.29	\$ 165,582.77	\$ 61,475,124.06	
TOTAL TREASURER'S TRUST FUNDS		\$ 1,850,751,787.04	\$ 1,033,459,337.93	\$ 963,766,829.71	\$ 1,920,444,295.26	\$ 126,013,586.95	\$ 2,046,457,882.21	

INVESTMENT STATEMENT

Fund / Account	May 1, 2023	Purchased	Maturities & Sales	Amortization	May 31, 2023
Treasury & Treasurer's Trust					
Investments (trade date basis)	\$ 18,213,658,739.51	\$ 6,109,775,031.18	\$ 4,151,606,781.03	\$ 14,006,653.05	\$ 20,185,833,642.71
Reverse Repurchase Agreements
Purchased Accrued Interest	4,196,646.70	1,682,573.16	1,382,035.41	4,497,184.45
Total Treasury & Treasurer's Trust	\$ 18,217,855,386.21	\$ 6,111,457,604.34	\$ 4,152,988,816.44	\$ 14,006,653.05	\$ 20,190,330,827.16
Local Government Investment Pool					
Investments (trade date basis)	\$ 24,655,169,941.32	\$ 97,041,916,860.78	\$ 97,425,675,810.32	\$ 44,815,179.12	\$ 24,316,226,170.90
Reverse Repurchase Agreements
Purchased Accrued Interest	398,797.97	398,797.97
Total Local Government Investment Pool	\$ 24,655,568,739.29	\$ 97,041,916,860.78	\$ 97,426,074,608.29	\$ 44,815,179.12	\$ 24,316,226,170.90
Separately Managed Accounts					
Investments (trade date basis)	\$ 1,011,002,437.30	\$ 56,785,930.73	\$ 55,736,436.72	\$ 243,330.78	\$ 1,012,295,262.09
Purchased Accrued Interest	61,079.48	94,341.87	17,376.65	138,044.70
Total Separately Managed Accounts	\$ 1,011,063,516.78	\$ 56,880,272.60	\$ 55,753,813.37	\$ 243,330.78	\$ 1,012,433,306.79
Total All Accounts	\$ 43,884,487,642.28	\$ 103,210,254,737.72	\$ 101,634,817,238.10	\$ 59,065,162.95	\$ 45,518,990,304.85

INVESTMENT INTEREST INCOME & CAPITAL GAINS

Fund / Account	May 2023	May 2022	Fiscal Year 2023	Fiscal Year 2022
Treasury & Treasurer's Trust				
Cash	\$ 38,320,611.74	\$ 11,633,650.61	\$ 265,961,231.66	\$ 102,240,640.92
Custody Bank Fees	(13,528.16)	(9,817.55)	(136,937.46)	(105,657.41)
Other Bank Fees	(2,677.28)	(3,561.45)	(30,110.55)	(41,935.60)
Amortization	14,006,653.05	(1,260,225.29)	89,832,492.54	(25,259,977.96)
Accrued Interest	(1,054,428.85)	923,835.73	37,694,445.56	3,652,108.36
Gains and Losses	5,899.58	(375,501.28)	696,833.01	4,022,513.42
Total Treasury & Treasurer's Trust	\$ 51,262,530.08	\$ 10,908,380.77	\$ 394,017,954.76	\$ 84,507,691.73
Local Government Investment Pool				
Cash	\$ 59,886,613.00	\$ 6,077,949.51	\$ 430,440,432.07	\$ 23,690,234.71
Amortization	44,815,179.12	6,692,307.96	267,752,081.42	15,406,923.39
Accrued Interest	1,085,169.95	2,720,970.23	42,947,241.34	2,983,185.97
Gains and Losses	498,035.30	121,710.88	1,710,494.10	339,082.93
Total Local Government Investment Pool	\$ 106,284,997.37	\$ 15,612,938.58	\$ 742,850,248.93	\$ 42,419,427.00
Separately Managed Accounts				
Cash	\$ 1,123,159.23	\$ 606,790.13	\$ 12,789,317.86	\$ 6,078,504.57
Amortization	243,330.78	(101,987.31)	895,265.22	(1,065,149.06)
Accrued Interest	344,373.04	189,854.71	1,664,251.06	694,921.69
Gains and Losses	3,300.00	(46,331.78)	28,333.53	117,505.10
Total Separately Managed Accounts	\$ 1,714,163.05	\$ 648,325.75	\$ 15,377,167.67	\$ 5,825,782.30
Total All Accounts	\$ 159,261,690.50	\$ 27,169,645.10	\$ 1,152,245,371.36	\$ 132,752,901.03

**MIKE PELLICCIOTTI
STATE TREASURER
PO BOX 40200
OLYMPIA WA 98504-0200**

