



Washington State Treasurer's Monthly Report

March 2023



MIKE PELLICCIOTTI
State Treasurer

In accordance with the Americans with Disabilities Act, this publication will be made available in alternate formats upon request to the Office of the State Treasurer, Legislative Building, 2nd Floor, Olympia, Washington 98504-0200, telephone (360) 902-9000, fax (360) 902-9037 or TTY Users Call: 7-1-1. Web Site: <http://tre.wa.gov>.

Cover photo taken by Treasurer's Office staff.

TABLE OF CONTENTS

	<i>Page</i>
State Treasurer's Letter	1
General Fund	2
Treasury, Treasurer's Trust and Local Government Investment Pool Flow Chart.....	3
Treasury & Treasurer's Trust, Treasury and Treasurer's Trust Charts	4
General Fund and Local Government Investment Pool Charts	5
Receipts and Disbursements for Treasury Funds.....	6
Receipts and Disbursements for Treasurer's Trust Funds	20
Investment Statement	31
Investment Interest Income and Capital Gains.....	32



Mike Pellicciotti
State Treasurer

State of Washington
Office of the Treasurer
Legislative Building
P.O. Box 40200
Olympia, Washington 98504

(360) 902-9000 TTY 7-1-1
FAX (360) 902-9037
<http://tre.wa.gov>



Fellow Washingtonians,

I am pleased to report on the operations of the Office of the State Treasurer for the month of March 2023. At the close of the month, the total of the treasury & treasurer's trust book balances was \$16.9 billion with investment earnings distributed for the month of \$42.5 million.

Sincerely,

A handwritten signature in blue ink that reads "Mike Pellicciotti". The signature is fluid and cursive.

Mike Pellicciotti
Washington State Treasurer

GENERAL FUND

CURRENT MONTH AND FISCAL YEAR TO DATE COMPARISON

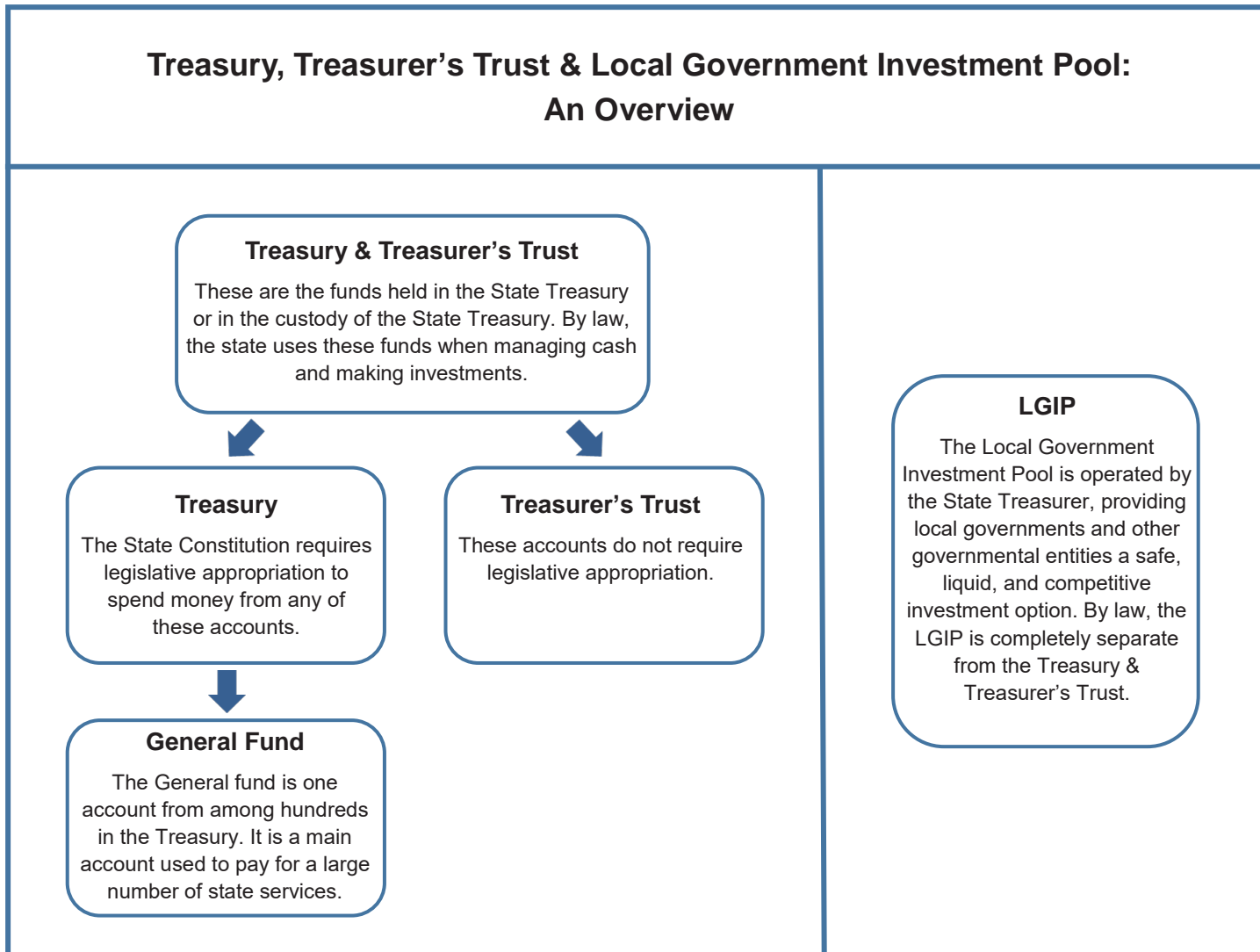
(In Millions)

	Month of March		Fiscal Year to Date	
	2023	2022	2023	2022
Beginning Book Balance	\$ 1,263.255	1,225.859	4,503.455	4,614.636
Cash Revenue	\$ 3,517.776	3,785.917	35,017.409	32,978.617
Other Cash Receipts	902.799	1,060.130	5,046.385	2,028.487
Total Cash Receipts	4,420.575	4,846.047	40,063.794	35,007.104
Total Cash Disbursements	4,216.899	2,975.342	43,100.318	36,525.176
Ending Book Balance	\$ 1,466.931	3,096.564	1,466.931	3,096.564
Cash Revenue				
Bond Retirement & Interest	\$ 0.000	\$ 0.000	\$ (0.226)	\$ (0.269)
Secretary of State	6.716	5.190	42.553	39.323
Department of Revenue:				
Retail Sales Tax	1,161.983	1,120.983	11,068.911	10,325.217
Business & Occupation Tax	477.389	477.647	4,626.514	4,130.315
Compensating Tax	89.537	84.418	739.051	656.526
Cigarette Tax	20.874	30.509	207.848	211.428
Public Utility Tax	49.238	48.579	399.698	362.169
Various Other Revenue	34.456	19.608	743.682	349.659
Insurance Commission	96.417	139.925	504.428	506.078
Liquor and Cannabis Board	35.232	45.108	132.827	143.573
Department of Licensing:				
Excise Tax - Other	0.013	0.012	0.111	0.119
Various Other Revenue	0.619	1.365	9.403	9.917
Department of Social & Health Services	19.877	7.988	49.622	38.792
Universities & Colleges	0.000	(0.005)	0.627	0.000
Treasurer's Transfers	(16.981)	(13.434)	(209.543)	(124.788)
Counties:				
Property Tax	71.511	47.783	2,116.478	2,082.776
Real Estate Excise Tax	93.960	164.977	1,052.807	1,796.814
Various Other Revenue	2.802	2.348	25.637	25.519
Federal Grants-In-Aid (All Agencies)	1,303.904	1,665.337	12,986.562	12,161.584
Revenues Distributed to Local Governments	(35.137)	(38.168)	(41.093)	(86.691)
Other Agencies' Cash Revenue	105.366	(24.253)	561.512	350.556
Total Cash Revenue	\$ 3,517.776	\$ 3,785.917	\$ 35,017.409	\$ 32,978.617

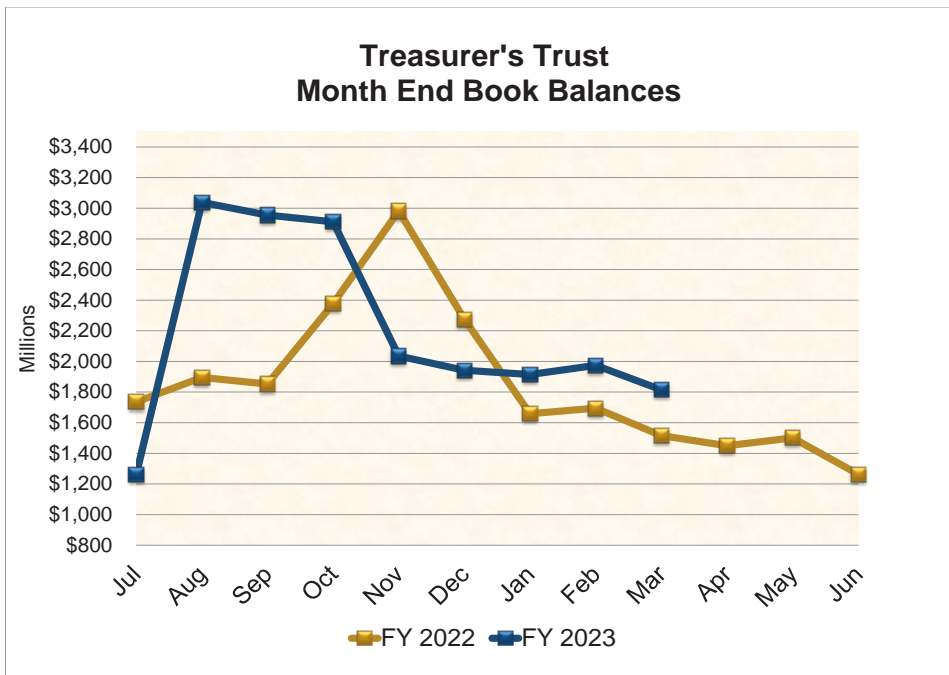
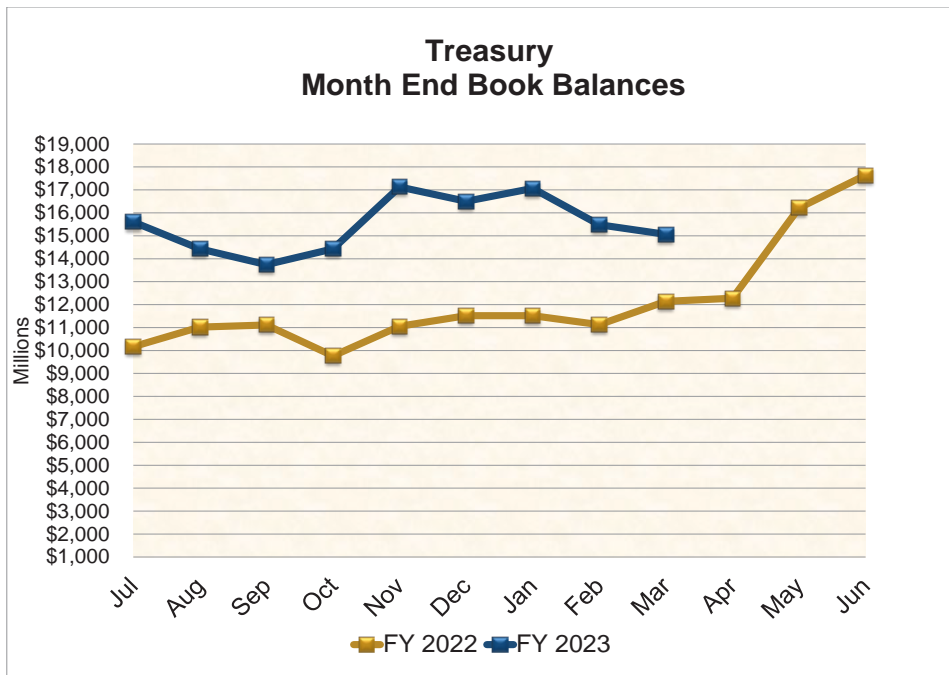
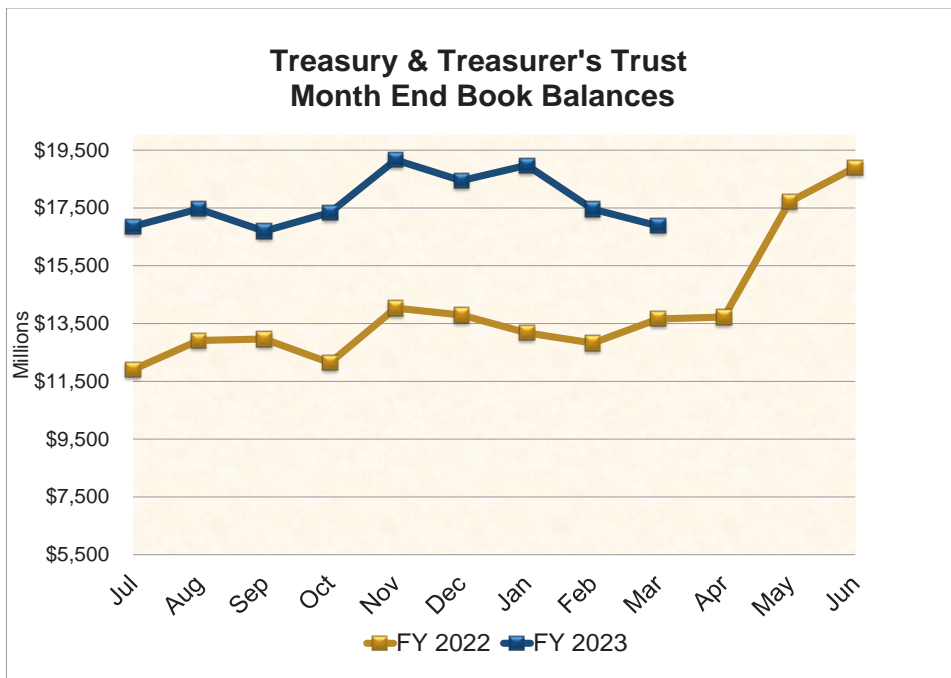
Source: Agency Financial Reporting System (AFRS)

TREASURY, TREASURER'S TRUST & LGIP FLOWCHART

The State Treasurer is charge with the cash management of public funds, which includes two categories of state funds and accounts: (1) funds and accounts located in the state treasury, which are subject to legislative appropriation; and (2) Treasurer's trust funds, which are accounts placed in the custody of the State Treasurer and not typically subject to legislative appropriation. Funds within these accounts are commingled for investment and cash management purposes. This flow chart describes the structure of the Treasury and Treasurer's Trust accounts. Month end balances of these accounts are shown on pages 4 and 5.

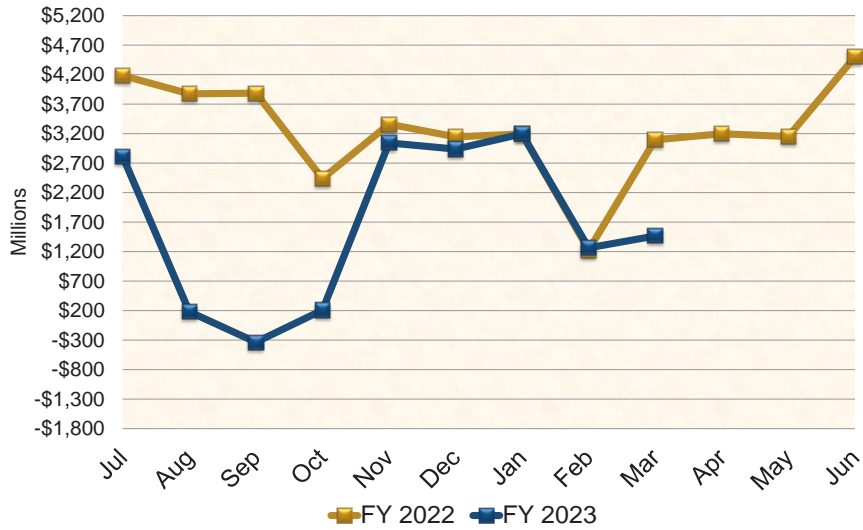


TREASURY & TREASURER'S TRUST CHARTS

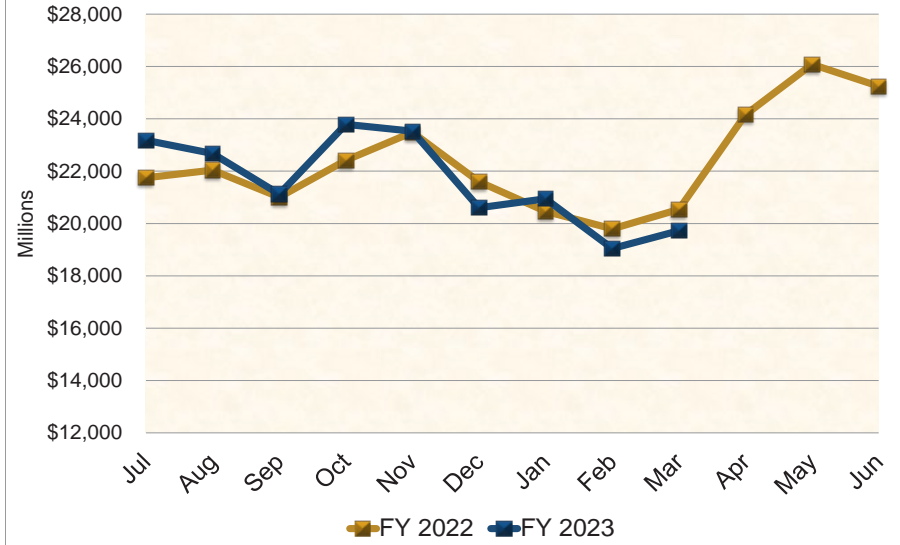


GENERAL FUND & LOCAL GOVERNMENT INVESTMENT POOL CHARTS

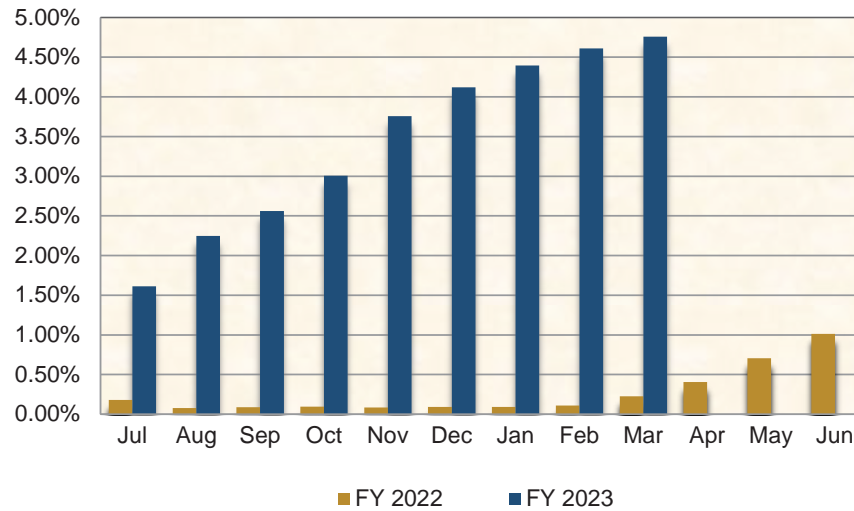
General Fund Month End Book Balances



Local Government Investment Pool Month End Book Balances



LGIP Net Yield (365 day basis)



RECEIPTS & DISBURSEMENTS FOR TREASURY FUNDS

		March 1, 2023	March 2023		March 31, 2023		
		Beginning Book Balance	Plus Receipts	Less Disbursements	Ending Book Balance	Outstanding Warrants	Ending Cash Balance
GENERAL FUND							
001	General	\$ 1,263,254,997.66	\$ 4,420,575,153.69	\$ 4,216,899,272.00	\$ 1,466,930,879.35	\$ 60,442,536.89	\$ 1,527,373,416.24
018	Millersylvania Park Current	210.50	210.50	210.50
01E	Geothermal	101,167.70	101,167.70	101,167.70
01N	Institutional Impact	19,144.72	19,144.72	19,144.72
02P	Flood Control Assistance	3,708,815.80	81,715.16	3,627,100.64	3,627,100.64
031	State Investment Board Expense	6,853,722.61	2,692,184.21	2,501,309.19	7,044,597.63	1,090.00	7,045,687.63
032	State Emergency Water Projects Revolving	221,616.92	221,616.92	221,616.92
03A	Excess Earnings
03L	County Criminal Justice Assistance	3,090,950.92	6,428.54	249,437.73	2,847,941.73	2,109.11	2,850,050.84
03M	Municipal Criminal Justice Assistance	26,327.75	144.70	90,748.18	(64,275.73)	937.37	(63,338.36)
04L	Public Health Services	6.78	0.01	6.79	6.79
051	State and Local Improvements Revolving	26,744.33	26,744.33	26,744.33
055	State & Local Improve Revolving (Waste Disp Facilities, 1980)	2,639.01	2,639.01	2,639.01
05C	Criminal Justice Treatment	2,844,545.95	38,988.00	864,885.69	2,018,648.26	2,018,648.26
05M	Tourism Development and Promotion
070	Outdoor Recreation	(667,319.73)	1,981,054.16	1,313,734.43
072	State & Local Improve Revolving (Water Supply Facilities)	827,304.73	4,212.76	831,517.49	831,517.49
09C	Farm and Forest	182,678.75	504,511.57	(321,832.82)	(321,832.82)
09G	Riparian Protection
09R	Economic Development Strategic Reserve	9,587,859.07	192,527.90	9,395,331.17	205.90	9,395,537.07
10K	Veterans Innovation Program	14,382.82	14,382.82	14,382.82
10P	Columbia River Basin Water Supply Development	5,261,685.26	10,522.51	153,308.97	5,118,898.80	5,118,898.80
10T	Hood Canal Aquatic Rehabilitation Bond
11F	Reinvesting in Youth	5.98	5.98	5.98
11N	Heritage Barn Preservation
11W	Water Quality Capital	34,227.10	34,227.10	34,227.10
125	Site Closure	37,370,130.40	163,709.70	19,172.68	37,514,667.42	37,514,667.42
12J	Boating Activities
12K	Puget Sound Scientific Research
12R	Independent Youth Housing
14B	Budget Stabilization	338,352,864.97	674,817.79	339,027,682.76	339,027,682.76
14C	Puget Sound Recovery
14H	Community Preservation & Development Authority	1,961,499.36	1,808.16	1,959,691.20	1,959,691.20

RECEIPTS & DISBURSEMENTS FOR TREASURY FUNDS

	March 1, 2023		March 2023		March 31, 2023			
	Beginning Book Balance		Plus Receipts	Less Disbursements	Ending Book Balance	Outstanding Warrants	Ending Cash Balance	
GENERAL FUND (Continued)								
15J Building Communities	\$	\$	\$	\$
15K Columbia River Water Delivery		16,173.66			16,173.66		16,173.66
15R Evergreen Job Training	
16V Water Rights Processing		84,487.33		100.00		84,587.33		84,587.33
177 Judicial Retirement Administrative	
17C Opportunity Express Account		62,171.42			62,171.42		62,171.42
17E State Efficiency and Restructuring	
17F Washington Opportunity Pathways		70,300,093.38		7,255,465.93		45,316,878.70		366,280.00
17K Basic Health Plan Stabilization	
18H Opportunity Expansion		326.64			326.64		326.64
19K Yakima Integrated Plan Implementation	
19L Charter Schools Oversight		765,543.11		156,408.64		842,282.98		6,000.00
19N Diesel Idle Reduction	
20C Yakima Integrated Plan Implementation Taxable Bond	
20F Invest in Washington		10,898.01			10,898.01		10,898.01
21B Chehalis Basin	
21D Dairy Nutrient Infrastructure	
21P Sexual Assault Prevention and Response	
21R DCYF Contracted Services Performance Improvement	
22C Early Learning Facilities Revolving		(287,160.75)		286,736.73		(218,718.63)		159.04
22D Early Learning Facilities Development		(1,129,478.26)		1,127,077.97		(133,136.38)		(133,136.38)
22T Statewide Tourism Marketing		5,709,237.85		11,398.78		10,464.61		5,710,172.02
23H Defense Community Compatibility	
23J Statewide Broadband		30,893,196.06		61,648.31		305,136.32		53.16
244 Habitat Conservation		(10,660.25)		1,117,091.19		1,132,552.34		(26,121.40)
24H Career Connected Learning	
24M Climate Resiliency	
24U Sustainable Farms and Fields	
253 Education Construction		22,696.77		45.27		22,742.04		22,742.04
25C Elementary & Secondary School Emergency Relief III		(51,534,597.32)		58,426,858.62		58,536,552.26		(51,644,290.96)
25D Manufacturing and Warehousing Job Centers		2,700,154.96			1,349,977.86		1,350,177.10
25F Forest Resiliency		(351,371.86)			(351,565.87)		194.01
25G Manufacturing Cluster Acceleration		2,798,000.00			2,798,000.00		2,798,000.00

RECEIPTS & DISBURSEMENTS FOR TREASURY FUNDS

		March 1, 2023	March 2023		March 31, 2023		
		Beginning Book Balance	Plus Receipts	Less Disbursements	Ending Book Balance	Outstanding Warrants	Ending Cash Balance
GENERAL FUND (Continued)							
25H	Fair Start for Kids	\$	\$	\$	\$	\$	\$
25P	Wildfire Response, Forest Restoration, and Community Resilience	59,538,044.25	855.99	11,278,595.99	48,260,304.25	355,300.96	48,615,605.21
26H	Washington State Leadership Board	332,129.93	191.03	66,292.29	266,028.67	130.00	266,158.67
26K	School Seismic Safety Grant Program
26R	Clean Energy Transition Workforce
26U	Apple Health and Homes	96,960,560.60	112,247.40	96,848,313.20	159.48	96,848,472.68
26V	Capital Community Assistance	477,346,807.13	6,003,564.26	471,343,242.87	262,587.49	471,605,830.36
27A	Energy Efficiency Revolving Loan Capital
27B	Electric Vehicle Incentive	119,928,214.96	52,811.55	119,875,403.41	119,875,403.41
27C	Community Reinvestment	200,000,000.00	200,000,000.00	200,000,000.00
27F	State Lands Dev Authority Capital
27G	State Lands Dev Authority Operating
291	Education Savings
355	State Taxable Building Construction	73,868,693.64	(287,160.75)	3,640,837.04	69,940,695.85	318.96	69,941,014.81
359	School Constr & Skill Ctrs Bldg	37,601.47	37,601.47	37,601.47
489	Pension Funding Stabilization	14,760,407.70	29,438.46	838.20	14,789,007.96	14,789,007.96
548	LEOFF System Plan 2 Expense	128,766.42	164,994.80	142,418.07	151,343.15	52.50	151,395.65
706	Coronavirus State Fiscal Recovery Fund	1,571,345,210.47	(46,800.90)	59,119,136.03	1,512,179,273.54	6,620,157.04	1,518,799,430.58
707	Washington Rescue Plan Transition	1,000,000,000.00	1,000,000,000.00	1,000,000,000.00
828	Tobacco Prevention and Control	853,970.91	1,704.38	13,286.00	842,389.29	842,389.29
830	Agricultural College Trust Management	1,980,641.77	0.20	180,045.28	1,800,596.69	3,232.32	1,803,829.01
TOTAL GENERAL FUND		\$ 5,350,024,290.61	\$ 4,494,635,949.47	\$ 4,397,133,001.37	\$ 5,447,527,238.71	\$ 68,091,725.93	\$ 5,515,618,964.64
SPECIAL REVENUE FUNDS							
002	Hospital Data Collection	\$ 207,250.93	\$ 1,675.84	\$ 8,160.97	\$ 200,765.80	\$	\$ 200,765.80
003	Architects' License	794,628.90	197,946.92	339,252.22	653,323.60	99.00	653,422.60
007	Winter Recreational Program	4,175,310.83	298,029.00	249,770.96	4,223,568.87	20,816.71	4,244,385.58
014	Forest Development	19,714,789.61	5,752.16	151,617.38	19,568,924.39	45,134.31	19,614,058.70
01B	ORV & Non-Highway Vehicle Account	1,379,752.68	276,099.53	215,936.17	1,439,916.04	1,644.39	1,441,560.43
01M	Snowmobile	3,861,709.22	94,271.46	473,673.53	3,482,307.15	175,623.74	3,657,930.89
024	Professional Engineers'	1,656,282.37	193,673.56	137,661.50	1,712,294.43	1,712,294.43
025	Pilotage	(137,008.01)	377,346.10	93,574.02	146,764.07	146,764.07
026	Real Estate Commission	4,577,528.67	1,520,346.83	2,144,283.87	3,953,591.63	1,321.25	3,954,912.88
027	Reclamation	6,111,663.84	106,653.89	238,899.09	5,979,418.64	50.00	5,979,468.64

RECEIPTS & DISBURSEMENTS FOR TREASURY FUNDS

	March 1, 2023		March 2023		March 31, 2023		
	Beginning Book Balance		Plus Receipts	Less Disbursements	Ending Book Balance	Outstanding Warrants	Ending Cash Balance
SPECIAL REVENUE FUNDS (Continued)							
02A Surveys and Maps	\$ 518,552.57	\$	51,313.97	\$ 89,776.62	\$ 480,089.92	\$	\$ 480,089.92
02G Health Professions	26,421,720.22		8,739,346.35	5,516,997.41	29,644,069.16	75,404.22	29,719,473.38
02H Business Enterprises Revolving	629,194.95		39,125.62	58,161.68	610,158.89	610,158.89
02J Certified Public Accountants'	3,943,105.07		214,489.60	150,242.30	4,007,352.37	1,470.00	4,008,822.37
02K Death Investigations	1,238,255.42		623,651.43	502,880.36	1,359,026.49	4,653.63	1,363,680.12
02M Essential Rail Assistance	592,349.85		3,146.86	1,956.41	593,540.30	593,540.30
02N Parkland Acquisition	2,192,862.00		2,192,862.00	2,192,862.00
02R Aquatic Lands Enhancement	14,757,428.15		66,342.31	(371,867.18)	15,195,637.64	56,715.98	15,252,353.62
02W Timber Tax Distribution	94,082.58		287,545.46	387,479.27	(5,851.23)	17,950.90	12,099.67
030 Landowner Contingency Forest Fire Suppression	142,805.73		1,214.78	107,461.52	36,558.99	11,100.00	47,658.99
039 Aeronautics	8,171,518.98		817,743.23	417,980.87	8,571,281.34	357.18	8,571,638.52
03B Asbestos	1,227,170.19		26,018.00	22,284.87	1,230,903.32	416.23	1,231,319.55
03C Emergency Medical Services and Trauma Care System Trust	9,837,267.85		4,628,347.53	6,430,873.41	8,034,741.97	17,258.00	8,051,999.97
03F 911 Account	11,785,031.02		2,341,513.71	2,442,075.64	11,684,469.09	11,090.73	11,695,559.82
03N Business License	14,592,189.43		3,594,642.14	3,263,282.50	14,923,549.07	128,967.02	15,052,516.09
03P Fire Service Trust	713,997.98		6,245.00	1,744.24	718,498.74	5.00	718,503.74
03R Safe Drinking Water	5,732,512.07		1,133,313.37	171,747.58	6,694,077.86	6,694,077.86
041 Resource Management Cost	29,748,335.98		76,807.40	710,747.67	29,114,395.71	54,784.02	29,169,179.73
042 Charitable, Educational, Penal, and Reformatory Institutions	8,145,898.48		17,410.87	(510,942.60)	8,674,251.95	15,777.61	8,690,029.56
044 Waste Reduction, Recycling, and Litter Control	14,139,587.15		1,669,769.68	1,005,129.33	14,804,227.50	22,238.73	14,826,466.23
045 State Vehicle Parking	499,082.22		330,549.40	354,311.99	475,319.63	2,225.04	477,544.67
048 Marine Fuel Tax Refund	260,362.45		260,362.45	260,362.45
04E Uniform Commercial Code	2,904,084.95		117,609.56	71,445.23	2,950,249.28	2,950,249.28
04H Surface Mining Reclamation	2,491,130.16		393.36	20,485.67	2,471,037.85	2,471,037.85
04M Recreational Fisheries Enhancement	828,188.22		84,724.92	80,754.55	832,158.59	17.87	832,176.46
04R Drinking Water Assistance	160,564,364.91		12,420,703.16	3,087,518.71	169,897,549.36	28,904.25	169,926,453.61
04V Vehicle License Fraud	478,009.05		439.20	478,448.25	478,448.25
04W Waterworks Operator Certification	1,437,473.23		88,096.12	285,041.44	1,240,527.91	1,401.50	1,241,929.41
058 Public Works Assistance	69,039,247.94		(10,609,389.91)	6,805,629.73	51,624,228.30	558,618.94	52,182,847.24
05H Disaster Response	(286,492,047.39)		26,774,667.37	(313,266,714.76)	198,743.78	(313,067,970.98)
05R Drinking Water Assistance Administrative	3,945,836.23		9,923.40	19,554.83	3,936,204.80	3,936,204.80
05W State Drought Preparedness and Response	11,309,726.40		11,309,726.40	11,309,726.40
06A Salmon Recovery	95,128,009.04		1,031,399.50	94,096,609.54	94,096,609.54

RECEIPTS & DISBURSEMENTS FOR TREASURY FUNDS

	March 1, 2023		March 2023		March 31, 2023	
	Beginning Book Balance	Plus Receipts	Less Disbursements	Ending Book Balance	Outstanding Warrants	Ending Cash Balance
SPECIAL REVENUE FUNDS (Continued)						
06G Real Estate Appraiser Commission	\$ 383,664.93	\$ 151,543.94	\$ 234,404.66	\$ 300,804.21	\$	\$ 300,804.21
06K Lead Paint	190,281.13	3,950.00	8,752.24	185,478.89	50.00	185,528.89
06L Business and Professions	7,823,196.64	2,837,789.97	5,327,491.63	5,333,494.98	6,642.00	5,340,136.98
06R Real Estate Research	887,042.30	27,370.00	211.00	914,201.30	20.00	914,221.30
06T License Plate Technology	(173,107.84)	159,929.89	461,962.91	(475,140.86)	18.82	(475,122.04)
071 Warm Water Game Fish	1,289,459.93	63,331.73	338,686.91	1,014,104.75	6.77	1,014,111.52
07W Domestic Violence Prevention	2,133,955.19	87,947.78	51,547.15	2,170,355.82	2,170,355.82
080 Grade Crossing Protective	93,266.61	186.02	93,452.63	93,452.63
081 State Patrol Highway	32,602,445.39	29,285,341.04	23,785,155.26	38,102,631.17	476,276.36	38,578,907.53
082 Motorcycle Safety Education	3,646,119.96	323,840.45	273,831.46	3,696,128.95	3,696,128.95
084 Building Code Council	1,336,253.59	61,463.54	63,662.35	1,334,054.78	6.50	1,334,061.28
086 Fire Service Training	(1,383,943.72)	7,390.00	694,024.75	(2,070,578.47)	13,111.90	(2,057,466.57)
087 Park Land Trust Revolving	3,000,622.04	137,470.70	292,218.74	2,845,874.00	1,740.06	2,847,614.06
08A Education Legacy Trust	1,369,838,484.96	85,942,493.27	17,508,473.12	1,438,272,505.11	3,730,103.03	1,442,002,608.14
08H Military Department Rental and Lease	5,244,639.64	45,715.46	13,885.42	5,276,469.68	75.00	5,276,544.68
08K Problem Gambling	867,563.96	102,249.08	66,120.90	903,692.14	903,692.14
08M Small City Pavement and Sidewalk	3,477,874.21	75,287.38	46,153.11	3,507,008.48	3,507,008.48
08R Waste Tire Removal	5,770,496.00	406,073.81	1,498,328.40	4,678,241.41	76.99	4,678,318.40
094 Transportation Infrastructure	8,640,512.41	33,165.09	899.16	8,672,778.34	8,672,778.34
095 Electrical License	19,649,953.14	1,506,919.33	2,498,965.50	18,657,906.97	32,764.71	18,690,671.68
096 Highway Infrastructure	2,527,715.55	5,042.20	2,532,757.75	2,532,757.75
097 Recreational Vehicle	4,342,002.82	74,840.63	16,292.70	4,400,550.75	9.50	4,400,560.25
099 Puget Sound Capital Construction	832,290,737.86	26,618,881.90	7,896,244.48	851,013,375.28	93,091.16	851,106,466.44
09E Freight Mobility Investment	9,159,448.63	707,197.22	48,211.69	9,818,434.16	322.43	9,818,756.59
09H Transportation Partnership	5,861,794.21	755,565.64	7,687,069.74	(1,069,709.89)	216,558.23	(853,151.66)
09P City-County Assistance	2,633,621.71	954,973.03	3,584,859.17	3,735.57	3,735.57
09T Washington Main Street Trust Fund	54,888.16	54,888.16	54,888.16
102 Rural Arterial Trust	25,991,845.28	2,560,952.55	921,411.07	27,631,386.76	27,631,386.76
104 Limited Fish And Wildlife	12,722,217.71	1,526,202.36	1,709,948.70	12,538,471.37	70,229.01	12,608,700.38
106 Highway Safety	103,497,580.58	8,719,927.25	12,601,063.99	99,616,443.84	214,210.78	99,830,654.62
107 Liquor Excise Tax	9,085,536.24	6,005,974.49	94,655.59	14,996,855.14	485.54	14,997,340.68
108 Motor Vehicle	166,110,399.25	145,579,354.13	121,410,933.16	190,278,820.22	3,383,437.29	193,662,257.51
109 Puget Sound Ferry Operations	(45,010,549.12)	62,826,387.70	31,238,788.88	(13,422,950.30)	804,927.07	(12,618,023.23)
10A Aquatic Algae Control	595,262.96	7,842.00	20,875.00	582,229.96	1.00	582,230.96

RECEIPTS & DISBURSEMENTS FOR TREASURY FUNDS

		March 1, 2023		March 2023		March 31, 2023	
		Beginning Book Balance	Plus Receipts	Less Disbursements	Ending Book Balance	Outstanding Warrants	Ending Cash Balance
SPECIAL REVENUE FUNDS (Continued)							
10B	Home Security Fund	\$ 170,536,509.55	\$ 4,579,979.63	\$ 4,380,346.82	\$ 170,736,142.36	\$ 2,288.71	\$ 170,738,431.07
10G	Water Rights Tracking System	273,883.61	38,128.94	312,012.55	312,012.55
110	Special Wildlife	9,381,120.80	40,683.41	725,054.12	8,696,750.09	36,707.86	8,733,457.95
111	Public Service Revolving	2,960,102.20	324,864.73	1,616,162.47	1,668,804.46	2,130.89	1,670,935.35
113	Common School Construction	13,799,050.75	520,516.48	391,917.61	13,927,649.62	13,927,649.62
116	Basic Data	0.01	0.01	0.01
119	Unemployment Compensation Administration	(325,675.50)	33,909,950.11	32,030,231.48	1,554,043.13	17,666,356.91	19,220,400.04
11B	Regional Mobility Grant Program	69,963,617.71	9,852,289.79	3,739,831.89	76,076,075.61	76,076,075.61
11E	Freight Mobility Multimodal	12,856,977.81	527,017.13	13,383,994.94	13,383,994.94
11H	Forest and Fish Support	7,975,389.57	(2,871.94)	312,949.10	7,659,568.53	18,337.45	7,677,905.98
11K	Washington Auto Theft Prevention Authority	564,167.73	273,703.85	(69,968.29)	907,839.87	907,839.87
120	Administrative Contingency	37,170,500.81	1,730,916.78	312,743.50	38,588,674.09	4,541.71	38,593,215.80
12C	Affordable Housing For All	41,644,138.46	1,180,550.86	4,105,641.56	38,719,047.76	142,561.98	38,861,609.74
12M	Charitable Organization Education	1,468,761.62	30,810.00	15,586.15	1,483,985.47	1,483,985.47
12T	Traumatic Brain Injury	920,473.36	132,713.04	130,126.02	923,060.38	923,060.38
134	Employment Services Administrative	46,809,134.92	2,912,114.13	(1,565,311.03)	51,286,560.08	13,677.00	51,300,237.08
138	Insurance Commissioner's Regulatory	22,772,116.18	59,100.13	2,770,682.57	20,060,533.74	10,375.41	20,070,909.15
144	Transportation Improvement	73,802,375.16	7,923,682.51	2,185,742.80	79,540,314.87	1,254.86	79,541,569.73
146	Firearms Range	1,642,990.28	35,529.08	23,489.08	1,655,030.28	1,655,030.28
14A	Wildlife Rehabilitation	455,516.40	16,645.21	26,109.32	446,052.29	200.00	446,252.29
14G	Ballast Water and Biofouling Management	37,209.21	37,209.21	37,209.21
14M	Financial Fraud & ID Theft	2,428,469.72	118,710.00	6,207.68	2,540,972.04	2,540,972.04
14R	Military Active State Service	482,179.28	1,265.33	480,913.95	480,913.95
14V	Ignition Interlock Device	2,206,141.96	380,398.50	423,258.88	2,163,281.58	165,358.58	2,328,640.16
150	Low-Income Weatherization/ Structural Rehabilitation Assistance	1,528,802.27	3,056.80	7,409.45	1,524,449.62	1,524,449.62
153	Rural Mobility Grant Program	7,612,462.88	4,045,348.32	1,395,225.65	10,262,585.55	44,900.77	10,307,486.32
154	New Motor Vehicle Arbitration	1,355,210.76	63,808.00	52,793.61	1,366,225.15	3,601.50	1,369,826.65
158	Aquatic Land Dredged Material Disposal Site	459,141.85	(148,800.00)	607,941.85	607,941.85
159	Parks Improvement	499,679.89	22,465.89	12,360.91	509,784.87	467.26	510,252.13
15H	Cleanup Settlement	53,432,051.63	107,241.64	218,673.42	53,320,619.85	53,320,619.85
15M	Biotoxin	386,101.47	66,484.47	62,989.12	389,596.82	5.49	389,602.31
160	Wood Stove Education and Enforcement	649,026.60	28,696.25	16,327.55	661,395.30	661,395.30
162	Farm Labor Contractor	164,606.93	1,010.00	165,616.93	165,616.93

RECEIPTS & DISBURSEMENTS FOR TREASURY FUNDS

		March 1, 2023	March 2023		March 31, 2023		
		Beginning Book Balance	Plus Receipts	Less Disbursements	Ending Book Balance	Outstanding Warrants	Ending Cash Balance
SPECIAL REVENUE FUNDS (Continued)							
167	Natural Resources Conservation Areas Stewardship	\$ 475,887.41	\$ 23.14	\$ 28,636.30	\$ 447,274.25	\$	\$ 447,274.25
16A	Judicial Stabilization Trust	105,564,057.58	364,777.51	1,471,126.60	104,457,708.49	71,401.25	104,529,109.74
16J	SR 520 Corridor	165,890,354.73	(4,093,323.36)	(4,352,914.70)	166,149,946.07	158,051.50	166,307,997.57
16M	Appraisal Management Company	900,103.68	59,961.09	53,695.15	906,369.62	906,369.62
16P	Marine Resources Stewardship Trust	15.83	0.03	15.86	15.86
16W	Hospital Safety Net Assessment	51,123,101.39	61,374,535.59	10,152,642.43	102,344,994.55	28,546.00	102,373,540.55
172	Basic Health Plan Trust	12,623,154.00	12,623,154.00	12,623,154.00
176	Water Quality Permit	26,717,706.33	4,458,163.88	1,794,759.56	29,381,110.65	7,896.46	29,389,007.11
17B	Home Visiting Services	10,857,057.79	1,234,855.44	1,606,636.72	10,485,276.51	33,000.00	10,518,276.51
17N	Complete Streets Grant Program	3,196,606.00	3,196,606.00	3,196,606.00
17P	SR520 Civil Penalties	7,897,678.96	(237,669.32)	(10,102.13)	7,670,111.77	7,670,111.77
17T	Health Benefit Exchange	7,056,567.69	3,192,594.19	(319,404.08)	10,568,565.96	10,568,565.96
17W	Limousine Carriers	76,935.88	76,935.88	76,935.88
182	Underground Storage Tank	2,369,701.93	175,832.02	8,547.15	2,536,986.80	204.13	2,537,190.93
186	County Arterial Preservation	474,373.71	1,998,344.04	1,014,302.94	1,458,414.81	1,458,414.81
18J	Capital Vessel Replacement	16,249,917.32	(2,008,354.55)	60,744.75	14,180,818.02	409.25	14,181,227.27
18L	Hydraulic Project Approval
199	Biosolids Permit	754,307.56	145,052.52	93,927.97	805,432.11	170.52	805,602.63
19A	Medicaid Fraud Penalty	20,692,105.48	397.75	146,224.26	20,546,278.97	916.00	20,547,194.97
19C	Forest Practice Application	208,674.30	115.69	(2,043.36)	210,833.35	300.00	211,133.35
19T	DOL Technology Improvement and Data Management	195,435.76	63,460.27	68,528.29	190,367.74	608.20	190,975.94
19V	Andy Hill Cancer Research Endowment Fund	46,617,353.03	1,568,886.09	6,861,846.89	41,324,392.23	41,324,392.23
200	Regional Fisheries Enhancement Salmonid Recovery	(201,770.96)	232,062.69	77,726.03	(47,434.30)	(47,434.30)
201	Department of Licensing Services	536,178.25	320,917.65	303,003.61	554,092.29	38.12	554,130.41
202	Medical Test Site Licensure	(794,470.49)	20,728.12	65,896.51	(839,638.88)	(839,638.88)
204	Volunteer Fire Fighters' and Reserve Officers' Administrative	4,283,580.06	8,769.90	205,967.86	4,086,382.10	4,086,382.10
207	Hazardous Waste Assistance	4,317,125.69	4,725.35	266,619.26	4,055,231.78	1,192.07	4,056,423.85
20B	Brownfield Redevelopment Trust Fund
20H	Connecting Washington	650,839,134.53	72,300,148.45	91,961,135.45	631,178,147.53	3,353,216.64	634,531,364.17
20J	Electric Vehicle	17,110,962.23	(1,184,356.49)	26,855.73	15,899,750.01	581.25	15,900,331.26
20M	Puget Sound Taxpayer Accountability	1,921,149.30	3,574,134.84	4,091,854.74	1,403,429.40	1,403,429.40
20N	Transportation Future Funding Program	5,959,806.81	11,886.36	5,971,693.17	5,971,693.17

RECEIPTS & DISBURSEMENTS FOR TREASURY FUNDS

		March 1, 2023	March 2023		March 31, 2023		
		Beginning Book Balance	Plus Receipts	Less Disbursements	Ending Book Balance	Outstanding Warrants	Ending Cash Balance
SPECIAL REVENUE FUNDS (Continued)							
20R	Radioactive Mixed Waste	\$ 2,535,527.48	\$ 1,000,579.20	\$ 943,005.96	\$ 2,593,100.72	\$ 5,540.76	\$ 2,598,641.48
20T	PLIA Underground Storage Tank Revolving	31,338,264.45	62,828.24	129,059.61	31,272,033.08	2.77	31,272,035.85
215	Special Category C	35,544,481.40	825,113.82	5,502,811.02	30,866,784.20	3,127.00	30,869,911.20
216	Air Pollution Control	12,916,390.04	120,114.39	614,435.85	12,422,068.58	9,200.10	12,431,268.68
217	Oil Spill Prevention	9,533,674.58	685,118.63	300,722.77	9,918,070.44	192.77	9,918,263.21
218	Multimodal Transportation	324,100,121.31	(37,202,102.37)	16,786,456.84	270,111,562.10	469,685.06	270,581,247.16
21E	Concealed Pistol License Renewal	495,196.80	12,338.76	9,939.63	497,595.93	497,595.93
21H	Wastewater Treatment Plant Operator Certification	489,500.73	6,418.00	20,557.68	475,361.05	159.86	475,520.91
21M	Distracted Driving Prevention	35,870.45	160.18	36,030.63	36,030.63
21S	Aquatic Invasive Species Management	381,925.85	18,044.01	104,692.92	295,276.94	393.78	295,670.72
21V	Construction Registration Inspection	5,619,694.54	1,456,048.77	1,221,894.81	5,853,848.50	42,311.56	5,896,160.06
222	Freshwater Aquatic Weeds	1,384,417.06	42,272.47	19,524.70	1,407,164.83	1,407,164.83
223	State Oil Spill Response	4,589,610.22	169,856.17	18,496.28	4,740,970.11	4,740,970.11
22J	Abandoned Recreational Vehicle Disposal	2,272,884.75	140,740.39	190,948.97	2,222,676.17	41,209.66	2,263,885.83
22M	Energy Efficiency	6,089,759.22	16,089.90	6,073,669.32	53.16	6,073,722.48
22R	Internet Consumer Access
22U	Secure Drug Take-Back Program	594,807.33	27,020.38	567,786.95	567,786.95
22W	Public Disclosure Transparency	7,834,263.02	3,051.31	7,683.38	7,829,630.95	25.00	7,829,655.95
234	Public Works Administration	9,577,656.87	728,490.25	497,097.04	9,809,050.08	41,556.49	9,850,606.57
235	Youth Tobacco & Vapor Product Prevention	1,881,081.46	168,497.52	212,748.17	1,836,830.81	5,225.00	1,842,055.81
237	Recreation Access Pass	1,446,144.50	723,496.43	390.00	2,169,250.93	450.00	2,169,700.93
23G	Vulnerable Roadway User Education	18,927.48	639.16	19,566.64	19,566.64
23N	Model Toxics Control Capital	226,889,124.49	9,359,153.91	8,542,655.37	227,705,623.03	22,322.37	227,727,945.40
23P	Model Toxics Control Operating	83,280,336.90	16,477,432.48	13,717,585.82	86,040,183.56	495,230.89	86,535,414.45
23R	Model Toxics Control Stormwater	76,118,924.23	3,989,809.58	2,704,819.03	77,403,914.78	22,975.16	77,426,889.94
23S	Puget Sound Gateway Facility	900,950.00	1,796.88	900,000.00	2,746.88	2,746.88
23T	Congestion Relief Traffic Safety	125,796.31	2,284.28	128,080.59	128,080.59
23V	Voluntary Cleanup	758,406.07	4,475.74	13,190.89	749,690.92	749,690.92
23W	Paint Product Stewardship	16,063.61	515.82	15,547.79	15,547.79
24B	Foundational Public Health Services	27,975,885.23	1,568,888.17	29,544,773.40	29,544,773.40
24J	Workforce Education Investment	170,601,496.51	41,703,392.24	45,267,214.41	167,037,674.34	170,646.58	167,208,320.92
24K	Agency Financial Transaction	2,480,253.50	854,945.35	756,196.53	2,579,002.32	1.92	2,579,004.24
24L	Ambulance Transport	3,864,512.84	78,717.52	463,753.54	3,479,476.82	3,479,476.82
24N	Fish, Wildlife, and Conservation	17,252,507.73	2,225,773.35	2,608,168.91	16,870,112.17	162,206.23	17,032,318.40

RECEIPTS & DISBURSEMENTS FOR TREASURY FUNDS

		March 1, 2023	March 2023		March 31, 2023		
		Beginning Book Balance	Plus Receipts	Less Disbursements	Ending Book Balance	Outstanding Warrants	Ending Cash Balance
SPECIAL REVENUE FUNDS (Continued)							
24P	Insurance Commissioner's Fraud	\$ 1,113,013.40	\$	\$ 125,365.28	\$ 987,648.12	\$ 422.00	\$ 988,070.12
24Q	Cooper Jones Active Transportation Safety	1,142,345.06	60,014.48	16,727.69	1,185,631.85	1,185,631.85
24V	Telebehavioral Health Access	296,762.11	631,453.36	247,041.12	681,174.35	681,174.35
25M	State Health Care Affordability	30,000,000.00	30,000,000.00	30,000,000.00
25N	Statewide 988 Behavioral Health Crisis Response & Suicide Prevention Line	29,064,954.73	3,725,485.86	326,542.54	32,463,898.05	28,653.41	32,492,551.46
25Q	Clean Fuels Program
25T	Refrigerant Emission Management
25U	Department of Licensing Wage Lien	317.00	317.00	317.00
25W	Driver Licensing Technology Support	23,552.07	76,624.83	100,176.90	100,176.90
260	University of Washington Operating Fees	123.54	123.54	123.54
262	Manufactured Home Installation Training	751,702.80	25,195.50	25,341.10	751,557.20	751,557.20
263	Community and Economic Development Fee	7,028,905.14	88,408.24	42,733.11	7,074,580.27	507.89	7,075,088.16
267	Recreation Resources	26,035,968.29	705,508.22	962,878.42	25,778,598.09	25,778,598.09
268	Nonhighway and Off-Road Vehicle Activities (NOVA) Program	13,371,066.52	546,154.64	359,980.32	13,557,240.84	21,922.46	13,579,163.30
269	Parks Renewal and Stewardship	40,684,236.50	5,032,241.85	7,184,954.98	38,531,523.37	223,992.57	38,755,515.94
26A	Carbon Emissions Reduction	29,869,200.00	137,297,400.00	167,166,600.00	167,166,600.00
26B	Climate Investment	152,642,267.00	152,642,267.00	152,642,267.00
26C	Climate Commitment
26D	Natural Climate Solutions
26E	Air Quality and Health Disparities Improvement	20,000,000.00	20,000,000.00	20,000,000.00
26M	Climate Active Transportation	10,981,125.33	4,658,302.94	42,326.96	15,597,101.31	15,597,101.31
26N	Climate Transit Programs	28,761,629.43	10,746,140.85	4,172,586.55	35,335,183.73	97,135.67	35,432,319.40
26P	Move Ahead WA	302,339,910.76	11,735,284.86	7,782,599.44	306,292,596.18	103,207.12	306,395,803.30
26Q	Move Ahead WA Flexible	13,932,570.50	4,638,974.87	240,710.84	18,330,834.53	172.53	18,331,007.06
26W	Renewable Fuels Accelerator
271	Washington State University Operating Fees
275	Central Washington University Operating Fees
277	State Agency Parking	326,402.19	20.00	1.76	326,420.43	40.00	326,460.43
27P	Price Ceiling Unit Emission Reduction Investment
285	Growth Management Planning and Environmental Review	6,541,526.76	120,808.13	448,054.97	6,214,279.92	159.04	6,214,438.96
296	Columbia River Basin Water Supply Rev Recovery	7,047,114.81	14,085.29	12,433.14	7,048,766.96	2,943.50	7,051,710.46
315	Dedicated Marijuana	267,313,501.79	37,893,289.86	11,120,988.00	294,085,803.65	80,828.57	294,166,632.22

RECEIPTS & DISBURSEMENTS FOR TREASURY FUNDS

		March 1, 2023		March 2023		March 31, 2023	
		Beginning Book Balance	Plus Receipts	Less Disbursements	Ending Book Balance	Outstanding Warrants	Ending Cash Balance
SPECIAL REVENUE FUNDS (Continued)							
319	Public Health Supplemental	\$ 2,262,441.12	\$ 152,306.71	\$ 57,419.44	\$ 2,357,328.39	\$ 48,302.78	\$ 2,405,631.17
404	State Treasurer's Service	67,499,097.42	2,993,222.65	1,012,779.32	69,479,540.75	2,835.97	69,482,376.72
408	Coastal Protection	2,215,734.29	23,302.00	30,786.92	2,208,249.37	2,208,249.37
441	Local Government Archives	2,990,844.38	171,125.97	591,942.20	2,570,028.15	429.29	2,570,457.44
500	Perpetual Surveillance and Maintenance	49,428,784.32	99,174.72	49,527,959.04	27.00	49,527,986.04
507	Oyster Reserve Land	504,221.93	1,012.11	7,828.31	497,405.73	497,405.73
511	Tacoma Narrows Toll Bridge	32,911,125.92	(1,223,763.09)	(4,391,920.62)	36,079,283.45	88,060.64	36,167,344.09
513	Derelict Vessel Removal	612,257.87	217,007.63	670,568.13	158,697.37	3.00	158,700.37
532	Washington Housing Trust Fund	41,558,318.23	561,641.57	2,498,806.07	39,621,153.73	742.09	39,621,895.82
535	Alaskan Way Viaduct Replacement Project	97,440,936.53	(20,381.53)	(1,220,135.28)	98,640,690.28	94,746.29	98,735,436.57
549	Election	5,628,318.04	11,225.31	39,584.02	5,599,959.33	5,599,959.33
550	Transportation 2003	41,576,591.21	(86,084.79)	64,009.40	41,426,497.02	648.78	41,427,145.80
562	Skilled Nursing Facility Safety Net Trust	3,778,983.87	(49,267.22)	(1,843,223.95)	5,572,940.60	1,355.00	5,574,295.60
564	Water Pollution Control Revolving Administration	7,977,562.86	197,889.23	184,221.39	7,991,230.70	7,991,230.70
565	Yakima Integrated Plan Implementation Revenue Recovery
566	Community Forest Trust	249,535.42	498.95	250,034.37	250,034.37
571	Multiuse Roadway Safety	1,182,722.15	25,068.76	1,207,790.91	1,207,790.91
595	I-405 and SR-167 Express Toll Lanes	357,923,750.72	567,874.24	518,541.39	357,973,083.57	73,402.34	358,046,485.91
600	Department of Retirement Systems Expense	27,407,609.23	4,549,758.68	3,493,745.44	28,463,622.47	2,424.77	28,466,047.24
689	Rural Washington Loan	1,211,903.84	2,421.91	5,097.65	1,209,228.10	1,209,228.10
727	Water Pollution Control Revolving	391,564,023.73	4,074,342.28	9,782,110.09	385,856,255.92	72,359.94	385,928,615.86
733	Capitol Campus Reserve
777	Prostitution Prevention and Intervention	191,243.08	344.23	5,466.28	186,121.03	186,121.03
785	State Educational Trust Fund	3,848,441.61	104,117.02	3,952,558.63	3,952,558.63
818	Youth Athletic Facility	43,215,552.10	86,189.97	43,301,742.07	43,301,742.07
825	Tobacco Settlement
844	Money-Purchase Retirement Savings Administrative
851	Developmental Disabilities Community Services	57,921,703.68	115,706.23	17,229,556.16	40,807,853.75	1,800.00	40,809,653.75
874	OASI Revolving	157,676.77	27.12	13,748.20	143,955.69	143,955.69
887	Public Facilities Construction Loan Revolving	35,473,374.76	280,462.97	31,663.45	35,722,174.28	517.63	35,722,691.91
888	Deferred Compensation Administrative	2,720,592.75	(72,206.16)	172,265.28	2,476,121.31	36.81	2,476,158.12
893	Radiation Perpetual Maintenance	364,933.81	727.83	365,661.64	365,661.64

RECEIPTS & DISBURSEMENTS FOR TREASURY FUNDS

	March 1, 2023		March 2023		March 31, 2023		
	Beginning Book Balance		Plus Receipts	Less Disbursements	Ending Book Balance	Outstanding Warrants	Ending Cash Balance
TOTAL SPECIAL REVENUE FUNDS	\$ 7,769,754,219.42		\$ 1,068,615,424.93	\$ 635,895,841.91	\$ 8,202,473,802.44	\$ 34,706,445.16	\$ 8,237,180,247.60
DEBT SERVICE FUNDS							
303 Highway Bond Retirement	\$ 163,442,737.70		\$ 59,649,259.32	\$	\$ 223,091,997.02	\$	\$ 223,091,997.02
304 Ferry Bond Retirement	11,498,025.04		276,298.14	11,774,323.18	11,774,323.18
305 Transportation Improvement Board Bond Retirement	5,408,398.94		470,971.16	5,879,370.10	5,879,370.10
347 Washington State University Bond Retirement	61,531,068.15		1,279,290.27	(187,869.39)	62,998,227.81	62,998,227.81
348 University of Washington Bond Retirement	14,282,421.28		563,813.49	118,146.90	14,728,087.87	14,728,087.87
380 Debt-Limit General Fund Bond Retirement
381 Debt-Limit Reimbursable Bond Retirement
382 Nondebt-Limit General Fund Bond Retirement
383 Nondebt-Limit Reimbursable Bond Retirement
384 Nondebt-Limit Proprietary Appropriated Bond Retirement
385 Nondebt-Limit Proprietary Nonappropriated Bond Retirement
386 Nondebt-Limit Revenue Bond Retirement
389 Toll Facility Bond Retirement	25,999,597.91		4,276,513.75	4,619,500.00	25,656,611.66	25,656,611.66
TOTAL DEBT SERVICE FUNDS	\$ 282,162,249.02		\$ 66,516,146.13	\$ 4,549,777.51	\$ 344,128,617.64	\$	\$ 344,128,617.64
CAPITAL PROJECTS FUNDS							
01L Higher Education Construction	\$ 0.08		\$	\$	\$ 0.08	\$	\$ 0.08
036 Capitol Building Construction	6,983,507.73		17,319.82	(803,262.08)	7,804,089.63	7,804,089.63
056 State Higher Education Construction	2,513.35		5.01	2,518.36	2,518.36
057 State Building Construction	678,862,831.40		1,033,704.45	108,332,803.61	571,563,732.24	1,830,008.17	573,393,740.41
060 Community and Technical College Capital Projects	19,288,588.90		853,257.40	2,701,894.39	17,439,951.91	17,439,951.91
061 Eastern Washington University Capital Projects	5,419,052.68		891,727.07	224,929.63	6,085,850.12	6,085,850.12
062 Washington State University Building	21,553,335.45		37,920.95	21,591,256.40	21,591,256.40
063 Central Washington University Capital Projects	4,862,035.33		163,529.77	486,970.66	4,538,594.44	4,538,594.44
064 University of Washington Building	11,294,801.16		475,325.10	2,673,308.78	9,096,817.48	9,096,817.48
065 Western Washington University Capital Projects	8,189,513.79		169,552.04	214,687.55	8,144,378.28	8,144,378.28
066 The Evergreen State College Capital Projects	4,454,407.56		407,947.53	910,578.89	3,951,776.20	3,951,776.20
075 State Social and Health Services Construction	9,396.39		9,396.39	9,396.39
18B Columbia River Basin Tax Bond Water Supply Development	1,273,273.92		2,539.44	1,275,813.36	1,275,813.36

RECEIPTS & DISBURSEMENTS FOR TREASURY FUNDS

		March 1, 2023	March 2023			March 31, 2023		
		Beginning Book Balance	Plus Receipts	Less Disbursements	Ending Book Balance	Outstanding Warrants	Ending Cash Balance	
CAPITAL PROJECTS FUNDS (Continued)								
245	Public Safety Reimbursable Bond	\$ 4.12	\$	\$	\$ 4.12	\$	\$ 4.12	
246	Community and Technical College Forest Reserve	5,157,986.07	(1,687.72)	5,159,673.79	5,159,673.79	
289	Thurston County Capital Facilities	6,513,173.41	369,848.71	185,250.18	6,697,771.94	422.50	6,698,194.44	
357	Gardner-Evans Higher Education Construction	45,698.05	45,698.05	45,698.05	
364	Military Department Capital	4,014,450.02	4,014,450.02	4,014,450.02	
367	Chehalis Basin Taxable	
373	Coronavirus Capital Projects	(3,317,210.47)	2,332,275.28	(5,649,485.75)	53.16	(5,649,432.59)	
TOTAL CAPITAL PROJECTS FUNDS		\$ 774,607,358.94	\$ 4,422,677.29	\$ 117,257,749.17	\$ 661,772,287.06	\$ 1,830,483.83	\$ 663,602,770.89	
PERMANENT FUNDS								
04B	Natural Resources Real Property Replacement	\$ 17,778,296.05	\$ 35,457.40	\$	\$ 17,813,753.45	\$	\$ 17,813,753.45	
601	Agricultural Permanent	197,044.91	(121,500.20)	318,545.11	318,545.11	
603	Millersylvania Park Trust	5,854.42	11.67	5,866.09	5,866.09	
604	Normal School Permanent	85,185.38	(42,594.67)	127,780.05	127,780.05	
605	Permanent Common School	65,182.80	10,140.37	55,042.43	55,042.43	
606	Scientific Permanent	55,497.13	(28,081.37)	83,578.50	83,578.50	
607	State University Permanent	150,682.17	(35,044.40)	185,726.57	185,726.57	
TOTAL PERMANENT FUNDS		\$ 18,337,742.86	\$ 35,469.07	\$ (217,080.27)	\$ 18,590,292.20	\$	\$ 18,590,292.20	
ENTERPRISE FUNDS								
401	Correctional Industries	\$ 2,170,403.58	\$ 8,960,621.55	\$ 10,223,198.53	\$ 907,826.60	\$ 794,953.24	\$ 1,702,779.84	
407	Secretary of State's Revolving	10,083,120.25	1,090,452.55	714,588.09	10,458,984.71	607.00	10,459,591.71	
418	State Health Care Authority Administrative	1,670,403.59	1,561,437.00	1,560,630.08	1,671,210.51	1,671,210.51	
492	School Employees' Insurance Administrative	949,965.92	505,175.00	(1,084,908.96)	2,540,049.88	2,540,049.88	
578	Lottery Administrative	1,005,762.50	1,536,337.93	1,324,991.04	1,217,109.39	6,165.54	1,223,274.93	
608	Accident	1,391,039.57	87,498,178.87	87,606,936.59	1,282,281.85	11,796,982.33	13,079,264.18	
609	Medical Aid	2,071,911.52	91,412,600.08	87,773,495.76	5,711,015.84	5,791,046.99	11,502,062.83	
610	Accident Reserve	192,013.34	94,065,451.76	93,536,393.19	721,071.91	1,311,782.92	2,032,854.83	
881	Supplemental Pension	572,477.72	75,890,722.96	75,884,577.83	578,622.85	2,410,119.72	2,988,742.57	
883	Second Injury	77,857,152.42	2,771,379.34	147,121.91	80,481,409.85	30,082.87	80,511,492.72	
TOTAL ENTERPRISE FUNDS		\$ 97,964,250.41	\$ 365,292,357.04	\$ 357,687,024.06	\$ 105,569,583.39	\$ 22,141,740.61	\$ 127,711,324.00	

RECEIPTS & DISBURSEMENTS FOR TREASURY FUNDS

		March 1, 2023	March 2023			March 31, 2023		
		Beginning Book Balance	Plus Receipts	Less Disbursements	Ending Book Balance	Outstanding Warrants	Ending Cash Balance	
INTERNAL SERVICE FUNDS								
006	Public Records Efficiency, Preservation & Access	\$ 2,274,739.91	\$ 713,467.20	\$ 564,999.45	\$ 2,423,207.66	\$	\$ 2,423,207.66	
405	Legal Services Revolving	20,462,687.33	23,105,930.67	15,816,320.83	27,752,297.17	265,559.18	28,017,856.35	
410	Transportation Equipment	34,327,872.34	529,549.90	4,374,606.30	30,482,815.94	226,867.78	30,709,683.72	
415	Personnel Service	17,156,322.34	37,007.19	636,684.95	16,556,644.58	2,896.71	16,559,541.29	
455	Higher Education Personnel Service	580,509.04	53,843.18	52,098.24	582,253.98	582,253.98	
468	OFM Central Service	5,160,825.36	75,591.01	963,822.72	4,272,593.65	1,975.33	4,274,568.98	
483	Auditing Services Revolving	(222,051.02)	604,950.76	1,036,589.88	(653,690.14)	205.42	(653,484.72)	
484	Administrative Hearings Revolving	13,293,259.42	5,250,276.60	2,766,088.57	15,777,447.45	29,046.55	15,806,494.00	
TOTAL INTERNAL SERVICE FUNDS		\$ 93,034,164.72	\$ 30,370,616.51	\$ 26,211,210.94	\$ 97,193,570.29	\$ 526,550.97	\$ 97,720,121.26	
PENSION TRUST FUNDS								
614	Volunteer Firefighters' Relief and Pension Principal	\$ 1,849,811.36	\$ 86,634.51	\$ 1,150,963.69	\$ 785,482.18	\$ 80,878.40	\$ 866,360.58	
615	State Patrol - Plan1	1,015,498.65	7,757,703.91	7,736,973.81	1,036,228.75	56,539.96	1,092,768.71	
616	Judges' Retirement	1,426,980.33	2,879.53	19,017.41	1,410,842.45	1,410,842.45	
630	State Patrol - Plan 2	509,729.75	2,042,857.66	1,998,160.58	554,426.83	554,426.83	
631	Public Employees' Retirement System Plan 1	8,473,810.80	154,687,342.23	154,711,528.34	8,449,624.69	1,019,169.62	9,468,794.31	
632	Teachers' Retirement System Plan 1	6,324,040.59	115,200,380.61	115,259,066.17	6,265,355.03	601,348.75	6,866,703.78	
633	School Employees' Retirement System Combined Plan 2 & 3	6,797,851.29	79,367,696.09	79,780,332.34	6,385,215.04	567,965.08	6,953,180.12	
635	Public Safety Employees Retirement System Plan 2	383,322.46	10,693,852.09	10,207,482.36	869,692.19	8,581.13	878,273.32	
641	Public Employees' Retirement System Combined Plan 2 & 3	17,175,902.50	352,820,433.86	342,259,903.04	27,736,433.32	2,645,157.90	30,381,591.22	
642	Teachers' Retirement System Combined Plan 2 and 3	19,379,431.50	219,461,902.16	218,006,889.65	20,834,444.01	468,562.47	21,303,006.48	
661	Higher Ed Retirement Plan Supplemental Benefit-UW	179.46	666,834.07	666,966.05	47.48	47.48	
662	Higher Ed Retirement Plan Supplemental Benefit -WSU	92,217.70	92,217.70	
663	Higher Ed Retirement Plan Supplemental Benefit-EWU	7,487.95	15,066.38	14,896.91	7,657.42	7,657.42	
664	Higher Ed Retirement Plan Supplemental Benefit-CWU	16,886.00	16,886.00	
665	Higher Ed Retirement Plan Supplemental Benefit-TESC	4,184.57	4,184.57	
667	Higher Ed Retirement Plan Supplemental Benefit-WWU	22,902.59	22,902.59	

RECEIPTS & DISBURSEMENTS FOR TREASURY FUNDS

		March 1, 2023	March 2023		March 31, 2023		
		Beginning Book Balance	Plus Receipts	Less Disbursements	Ending Book Balance	Outstanding Warrants	Ending Cash Balance
PENSION TRUST FUNDS (Continued)							
668	Higher Ed Retirement Plan Supplemental Benefit -SBCTC	\$	\$ 72,843.18	\$ 72,843.18	\$	\$	\$
722	Deferred Compensation Principal	7,044,248.47	73,053,424.95	75,373,720.52	4,723,952.90	1,303.85	4,725,256.75
729	Judicial Retirement Principal	11,228.66	47,170.72	47,146.94	11,252.44	11,252.44
819	LEOFF Plan 1 Retirement	2,698,338.23	32,702,023.46	32,679,638.23	2,720,723.46	773,336.13	3,494,059.59
829	LEOFF Plan 2 Retirement	28,394,763.07	91,436,421.12	112,344,024.24	7,487,159.95	832,247.64	8,319,407.59
882	Washington Judicial Retirement System	9,466,452.47	19,751.01	543,251.96	8,942,951.52	8,942,951.52
TOTAL PENSION TRUST FUNDS		\$ 110,959,077.54	\$ 1,140,271,408.40	\$ 1,153,008,996.28	\$ 98,221,489.66	\$ 7,055,090.93	\$ 105,276,580.59
CUSTODIAL FUNDS							
01P	Suspense	\$ 965,423,173.10	\$ 2,602,841,112.48	\$ 3,517,981,578.69	\$ 50,282,706.89	\$ 141,764.96	\$ 50,424,471.85
01R	Undistributed Receipts	32,548.80	32,548.80	32,548.80
01T	Local Leasehold Excise Tax	59,518.54	(919,098.88)	978,617.42	978,617.42
034	Local Sales and Use Tax
035	State Payroll Revolving	20,960,678.97	635,937,155.25	621,130,183.37	35,767,650.85	1,776,314.03	37,543,964.88
768	Local Real Estate Excise Tax
795	State Investment Board Commingled Monthly Bond	1,856.95	1,856.95
865	State Investment Board Commingled Trust	6,707.84	6,707.84
877	OASI Contribution
TOTAL CUSTODIAL FUNDS		\$ 986,475,919.41	\$ 3,238,786,832.52	\$ 4,138,201,227.97	\$ 87,061,523.96	\$ 1,918,078.99	\$ 88,979,602.95
TOTAL TREASURY FUNDS		\$ 15,483,319,272.93	\$ 10,408,946,881.36	\$ 10,829,727,748.94	\$ 15,062,538,405.35	\$ 136,270,116.42	\$ 15,198,808,521.77

RECEIPTS & DISBURSEMENTS FOR TREASURER'S TRUST FUNDS

		March 1, 2023	March 2023		March 31, 2023		
		Beginning Book Balance	Plus Receipts	Less Disbursements	Ending Book Balance	Outstanding Warrants	Ending Cash Balance
GENERAL FUND							
06N	Local Tax Administration	\$	\$	\$	\$	\$	\$
07F	Commercial Fisheries Buyback
08B	Foster Care Endowed Scholarship Trust	16,674.37	33.25	16,707.62	16,707.62
08E	Individual Development Account Program	2,086.34	4.16	2,090.50	2,090.50
08N	State Financial Aid	123,907,491.50	51,071,168.47	11,900,193.46	163,078,466.51	13,561.16	163,092,027.67
08T	Transportation Innovative Partnership
11M	Poet Laureate	115.55	115.55	115.55
11R	Hospital Infection Control Grant
12L	Outdoor Education and Recreation Prog	2,647,685.60	2,647,685.60	2,647,685.60
12P	Geoduck Aquaculture Research
131	Fair	3,253,973.22	6,495.32	454,454.86	2,806,013.68	430,887.97	3,236,901.65
14N	Legislative Oral History	26,900.20	26,900.20	26,900.20
14P	Skeletal Human Remains Assistance	224,314.99	224,314.99	224,314.99
15B	Food Animal Vet Scholarship
15N	Business Assistance
16F	Washington State Flag
16K	Mortgage Recovery
16R	Multiagency Permitting Team	99,550.41	198.54	99,748.95	99,748.95
17R	Aerospace Training Student Loan	232,578.91	2,254.89	8,296.09	226,537.71	226,537.71
18C	Native Education Public-Private Partnership
18F	High School Completion
18G	Opportunity Scholarship Match Transfer	385,000.00	385,000.00	385,000.00
18K	24/7 Sobriety	33,330.51	297.60	10,000.00	23,628.11	23,628.11
18V	Science, Technology, Engineering and Math Education Lighthouse
19J	Universal Communications Services	216,678.64	8,987.12	207,691.52	207,691.52
20L	Early Start	494,262.23	494,262.23	494,262.23
21J	Gina Grant Bull Memorial Legislative Page Scholarship	54,794.06	1,110.04	2,685.89	53,218.21	600.00	53,818.21
21L	Low-Income Home Rehab Revolving Loan Program	205,511.91	50,555.93	256,067.84	256,067.84
21T	Suicide-Safer Homes Project	25,000.01	25,000.01	25,000.01
22A	State Agency Office Relocation Pool	4,294,186.20	4,294,186.20	4,294,186.20
22B	Highway Worker Memorial Scholarship
22S	Landlord Mitigation Program	2,980,792.84	244,359.89	183,742.85	3,041,409.88	71,219.52	3,112,629.40
22V	Medical Student Loan	1,247,479.24	1,247,479.24	1,247,479.24

RECEIPTS & DISBURSEMENTS FOR TREASURER'S TRUST FUNDS

	March 1, 2023		March 2023		March 31, 2023		
	Beginning Book Balance		Plus Receipts	Less Disbursements	Ending Book Balance	Outstanding Warrants	Ending Cash Balance
GENERAL FUND (Continued)							
23B Rural Jobs Program Match Transfer	\$ 895.86	\$	\$	\$ 895.86	\$	\$ 895.86
23E Washington History Day	100,428.18		200.30	100,628.48	100,628.48
23F Open Educational Resources
23L Indian Health Improvement Reinvestment	375,840.39		24,422.13	34,845.44	365,417.08	365,417.08
24A Behavioral Health Loan Repayment Program	2,937,656.14		7,499.22	35,616.70	2,909,538.66	2,388.33	2,911,926.99
24F Veterans Service Officer
24W Undocumented Student Support Loan Match
25B Unemployment Insurance Relief	30,284.75		30,284.75	30,284.75
25E Rosa Franklin Legislative Internship Program Scholarship	379.92		(54.23)	325.69	325.69
25J Department of Transportation Purple Heart State
25K Department of Veterans' Affairs Purple Heart State	50.00		50.00	50.00
25L Military Department Purple Heart State
26F Billy Frank Jr. National Statuary Hall Collection	98,827.94		1,500.00	100,327.94	100,327.94
26T Washington Student Loan	171,242,002.74		341,528.51	171,583,531.25	171,583,531.25
27E Equitable Access to Credit Program
27H Veterans & Military Members Suicide Prevention	2,050.00		960.00	3,010.00	3,010.00
27M WA State Global War on Terror Memorial	3,650.00		3,650.00	3,650.00
290 Savings Incentive	2,802,890.54		2,797.15	2,800,093.39	1,341.38	2,801,434.77
447 Information Technology Investment Revolving	36,360,544.30		1,067,050.78	1,931,482.60	35,496,112.48	35,496,112.48
490 Regional Transportation Investment District
514 Agricultural Conservation Easements
534 Washington Graduate Fellowship Trust	489.80		489.80	489.80
551 Washington Youth and Families	124,634.31		124,634.31	124,634.31
552 Conservation Assistance Revolving	463,714.45		463,714.45	463,714.45
653 Washington Distinguished Professorship Trust
703 COVID-19 Unemployment
704 COVID-19 Public Health Response	460,562,246.60		19,679,920.41	10,251,477.69	469,990,689.32	2,172,011.08	472,162,700.40
708 Salary/Insurance Contribution Increase Revolving	2,527,160.27		646,679.23	1,880,481.04	1,880,481.04
743 College Faculty Awards Trust	186.14		186.14	186.14
747 Health Professional Loan Repayment & Scholarship Program	20,825,403.08		13,089.43	232,730.71	20,605,761.80	39,856.46	20,645,618.26
748 WA Career and College Pathways Innov Challenge	5,961,822.54		11,926.39	1,100,545.40	4,873,203.53	375,000.00	5,248,203.53
781 Cross-State Trail	473.10		473.10	473.10

RECEIPTS & DISBURSEMENTS FOR TREASURER'S TRUST FUNDS

		March 1, 2023		March 2023		March 31, 2023	
		Beginning Book Balance	Plus Receipts	Less Disbursements	Ending Book Balance	Outstanding Warrants	Ending Cash Balance
GENERAL FUND (Continued)							
793	Health Insurance Pool	\$	\$	\$	\$	\$	\$
817	Stadium and Exhibition Center Construction
835	Four Year Student Child Care in Higher Education	55,767.86	4,344.00	51,423.86	51,423.86
TOTAL GENERAL FUND		\$ 844,825,805.64	\$ 72,524,521.03	\$ 26,808,879.19	\$ 890,541,447.48	\$ 3,106,865.90	\$ 893,648,313.38
SPECIAL REVENUE FUNDS							
01F	Crime Victims' Compensation	\$ 3,152,333.95	\$ 108,899.53	\$	\$ 3,261,233.48	\$	\$ 3,261,233.48
03K	Industrial Insurance Premium Refund	7,457,903.82	24,109.00	68,588.57	7,413,424.25	685.00	7,414,109.25
04F	Real Estate Education Program	634,219.24	3,161.44	11,375.35	626,005.33	626,005.33
06H	Oral History, State Library, and Archives	458,803.69	35,111.31	18,215.38	475,699.62	103.36	475,802.98
06J	Securities Prosecution	898,667.09	(255,000.00)	4,802.66	638,864.43	2,519.54	641,383.97
07A	Mortgage Lending Fraud Prosecution	271,807.84	12,338.65	284,146.49	284,146.49
07B	Organ and Tissue Donation Awareness	41,998.17	55,683.07	45,544.82	52,136.42	52,136.42
07E	Contract Harvesting Revolving	3,075,265.75	5,698.34	(340,886.17)	3,421,850.26	3,421,850.26
07J	"Helping Kids Speak"	2,797.68	1,638.01	1,731.34	2,704.35	2,704.35
07K	Special License Plate Applicant Trust	12,206.00	12,206.00	12,206.00
07L	Legislative International Trade	1,300.25	1,300.25	1,300.25
07N	Produce Railcar Pool	51.53	0.10	51.63	51.63
07T	Commemorative Works	3,526.99	7.03	3,534.02	3,534.02
07V	Fish and Wildlife Enforcement Reward	200,640.47	20,687.83	4,330.46	216,997.84	216,997.84
08C	Gonzaga University Alumni Association	5,671.04	4,711.01	3,612.01	6,770.04	6,770.04
08F	Lighthouse Environmental Programs	11,344.66	7,476.01	6,171.69	12,648.98	12,648.98
08G	Flexible Spending Administrative	2,502,229.83	81,131.00	80,797.99	2,502,562.84	2,502,562.84
08J	Prescription Drug Consortium	47,827.84	47,827.84	47,827.84
08L	"Ski & Ride Washington"	6,090.23	3,021.66	2,291.34	6,820.55	6,820.55
08P	State Parks Education and Enhancement	294,080.07	13,862.37	10,887.22	297,055.22	297,055.22
08V	Veterans Stewardship	1,051,864.04	61,612.55	46,457.37	1,067,019.22	4,728.26	1,071,747.48
08W	"Washington's National Park Fund"	24,660.96	28,317.39	20,549.73	32,428.62	32,428.62
098	Eastern Washington Pheasant Enhancement	246,780.67	18,104.67	104,059.40	160,825.94	10,772.12	171,598.06
09A	We Love Our Pets	12,345.58	5,863.68	4,669.01	13,540.25	13,540.25
09B	Boating Safety Education Certification	808,655.01	9,750.00	9,650.36	808,754.65	480.00	809,234.65
09J	Washington Coastal Crab Pot Buoy Tag	198,847.28	9,070.00	1,456.15	206,461.13	206,461.13
09K	Life Sciences Discovery	1,630,876.36	3,250.83	1,634,127.19	1,634,127.19
09L	Nursing Resource Center	688,176.89	73,899.00	445,923.57	316,152.32	10.00	316,162.32

RECEIPTS & DISBURSEMENTS FOR TREASURER'S TRUST FUNDS

	March 1, 2023		March 2023		March 31, 2023		
	Beginning Book Balance		Plus Receipts	Less Disbursements	Ending Book Balance	Outstanding Warrants	Ending Cash Balance
SPECIAL REVENUE FUNDS (Continued)							
10F "Share the Road"	\$ 15,721.06	\$	6,293.01	\$ 5,210.35	\$ 16,803.72	\$	\$ 16,803.72
11A Employment Training Finance	443,182.37		11,412.69	22,461.00	432,134.06		432,134.06
11J Electronic Products Recycling	1,146,747.95		1,327.00	17,637.88	1,130,437.07		1,130,437.07
11P Large On-Site Sewage Systems
11V Veteran Estate Management	6,834.62		37,933.51	33,761.95	11,006.18	1,753.09	12,759.27
126 Agricultural Local	33,530,868.70		4,221,519.49	3,724,374.53	34,028,013.66	62,148.89	34,090,162.55
128 Grain Inspection Revolving	(2,298,312.27)		1,899,472.85	1,079,416.63	(1,478,256.05)	507.32	(1,477,748.73)
12E Assisted Living Facility Management	594,612.14		(11,798.43)	606,410.57	606,410.57
12F Manufactured/Mobile Home Dispute Resol	2,462,786.67		42,748.50	43,161.37	2,462,373.80	2,462,373.80
12G Rockfish Research	480,602.37		12,668.36	2,379.26	490,891.47	2.42	490,893.89
12H Uniformed Service Shared Leave Pool	920,735.18		(4,523.79)	925,258.97	925,258.97
12N Get Ready For Math & Science Schlarshp	269,153.84		1,513.03	270,666.87	270,666.87
133 Children's Trust	509,709.75		3,392.07	49,414.46	463,687.36	40,540.00	504,227.36
14E Washington State Library Operations	7,044,259.19		389,967.94	470,705.91	6,963,521.22	1,715.90	6,965,237.12
14W Reduced Cigarette Ignition Propensity	787,467.21		8,347.67	5,247.61	790,567.27	13,226.18	803,793.45
15A Transitional Housing Oper & Rent	0.41		0.41	0.41
15T Broadband Mapping
15V Funeral and Cemetery	519,967.95		170,398.08	224,674.82	465,691.21	465,691.21
15W Guaranteed Asset Protection Waiver	19,750.00		19,750.00	19,750.00
163 Worker and Community Right to Know	4,028,124.38		42,885.31	254,807.62	3,816,202.07	432.72	3,816,634.79
169 Horse Racing Commission Operating	806,647.76		141,045.78	70,556.37	877,137.17	3,655.83	880,793.00
16B Landscape Architects' License	287,767.98		83,983.97	138,482.05	233,269.90	233,269.90
16E Spec Forest Products Outreach/Education	75,334.41		160.66	75,495.07	75,495.07
16G Universal Vaccine Purchase	7,919,680.96		7,397,830.77	1,633,783.12	13,683,728.61	13,683,728.61
16L Accessible Communities	867,804.03		14,939.92	386.65	882,357.30	882,357.30
16N Disabled Veterans Assistance
16T Product Stewardship Programs	267,163.47		60,000.00	1,836.90	325,326.57	38,098.30	363,424.87
17L Foreclosure Fairness	1,458,899.81		24,818.38	1,434,081.43	53.16	1,434,134.59
17M Individual-Based/Portable Background Check Clearance	958,051.66		1,429.21	956,622.45	12.00	956,634.45
17V Volunteer Firefighters	5,438.99		3,045.00	2,419.66	6,064.33	6,064.33
180 Local Government Administrative Hearings	205,658.54		205,658.54	205,658.54
189 Clarke-McNary
18A Investing In Innovation
18E Educator Certification Processing	4,867,493.14		397,953.00	277,082.14	4,988,364.00	3,266.08	4,991,630.08

RECEIPTS & DISBURSEMENTS FOR TREASURER'S TRUST FUNDS

	March 1, 2023		March 2023		March 31, 2023		
	Beginning Book Balance		Plus Receipts	Less Disbursements	Ending Book Balance	Outstanding Warrants	Ending Cash Balance
SPECIAL REVENUE FUNDS (Continued)							
18M Music Matters Awareness	\$ 6,181.00	\$	5,817.01	\$ 4,389.01	\$ 7,609.00	\$	\$ 7,609.00
18N Damage Prevention	194,858.86		14,700.00	350.00	209,208.86		209,208.86
18R Seattle Sounders FC	5,840.81		3,812.22	3,482.27	6,170.76		6,170.76
190 Forest Fire Protection Assessment	11,661,577.72		3,690.60	735,835.27	10,929,433.05	26,934.25	10,956,367.30
193 State Forest Nursery Revolving	(49,778.14)		1,330.47	292,443.26	(340,890.93)	7,392.00	(333,498.93)
195 Energy	0.21				0.21		0.21
197 Statute Law Committee Publications	885,735.85		432.00	1,477.94	884,689.91		884,689.91
198 Access Road Revolving	6,990,440.44		6,856.96	431,096.53	6,566,200.87	21,707.50	6,587,908.37
19B School for the Blind	4,871,781.24		81,486.08	239,796.71	4,713,470.61		4,713,470.61
19E 4-H Program	308.00		476.00	308.00	476.00		476.00
19F Seattle Seahawks	45,468.14		25,264.75	20,401.50	50,331.39		50,331.39
19H Center for Deaf/Hard of Hearing Youth	2,122,717.12		85,176.09	8,076.01	2,199,817.20		2,199,817.20
19M Seattle University	14,940.19		560.00	445.67	15,054.52		15,054.52
19P Child Rescue	86,154.62		1,587.36		87,741.98		87,741.98
19R Residential Services and Support	88,099.63				88,099.63		88,099.63
19W Wolf-Livestock Conflict	260,619.55			600.00	260,019.55		260,019.55
205 Mobile Home Park Relocation	3,462,516.30		133,824.66	229,348.57	3,366,992.39	57,106.32	3,424,098.71
206 Cost of Supervision	1,082,536.88			100.00	1,082,436.88		1,082,436.88
209 Regional Fisheries Enhancement Group	1,653,196.30		29,192.11	28,296.59	1,654,091.82	203.46	1,654,295.28
20A State Flower	2,387.00		3,203.67	1,848.00	3,742.67		3,742.67
20D CPA Scholarship Transfer	125,000.00				125,000.00		125,000.00
20E WA Internet Crimes Against Children	1,154,445.62			36,335.00	1,118,110.62	22,240.79	1,140,351.41
20G Washington Farmers and Ranchers	508.67		690.67	336.00	863.34		863.34
20K Licensing & Enforcement System Modernization							
20P Nursing Facility Quality Enhancement	5,040,127.31			(133,988.36)	5,174,115.67		5,174,115.67
20W Washington Tennis	12,594.11		343.00		12,937.11		12,937.11
210 Fire Protection Contractor License	1,244,002.16		34,591.53	54,457.73	1,224,135.96	100.00	1,224,235.96
213 Veterans' Emblem	24,957.44		315.00		25,272.44		25,272.44
214 Temporary Worker Housing	400,742.54		3,445.23	11,348.65	392,839.12		392,839.12
219 Air Operating Permit	3,525,261.79		878,305.00	64,866.94	4,338,699.85	29.34	4,338,729.19
21A Washington State Wrestling	644.00		499.34	588.00	555.34		555.34
21C Washington Sexual Assault Kit	19,209.96		38.32		19,248.28		19,248.28
21F Fred Hutch	695.34		613.67	695.34	613.67		613.67
21G Washington State Aviation	156,535.13		3,294.66		159,829.79		159,829.79

RECEIPTS & DISBURSEMENTS FOR TREASURER'S TRUST FUNDS

	March 1, 2023		March 2023		March 31, 2023		
	Beginning Book Balance		Plus Receipts	Less Disbursements	Ending Book Balance	Outstanding Warrants	Ending Cash Balance
SPECIAL REVENUE FUNDS (Continued)							
21N NE WA Wolf-Livestock Management	\$ 328,184.54	\$	672.50	\$ 9,224.35	\$ 319,632.69	\$	\$ 319,632.69
21Q Forest Health Revolving	28,096,228.95		72,317.19	(945,897.93)	29,114,444.07	47,010.88	29,161,454.95
21U Veteran's In-State Service Shared Leave Pool	236,582.96		4,236.91	(2,398.47)	243,218.34	243,218.34
21W K-12 Criminal Background Check	876,432.13		173,395.75	163,111.68	886,716.20	45.25	886,761.45
225 Fingerprint Identification	5,388,938.45		1,033,284.23	1,350,418.19	5,071,804.49	343.24	5,072,147.73
22G Photovoltaic Module Recycling	360.76		360.76	360.76
22H Foster Parent Shared Leave Pool	251,595.86		2,237.17	(32,382.27)	286,215.30	286,215.30
22K Watershed Restoration Enhancement	601,450.00		601,450.00	601,450.00
22L Public Use General Aviation Airport Loan Revolving	5,670,915.10		11,315.45	140,449.16	5,541,781.39	5,541,781.39
22N Fish and Wildlife Federal Lands Revolving
22P Natural Resources Federal Lands Revolving	8,888,288.18		19,237.25	(119,270.14)	9,026,795.57	9,026,795.57
22Q Seattle Mariners	3,228.08		7.00	3,235.08	3,235.08
23A Student Loan Advocate	474,194.11		25,110.26	449,083.85	449,083.85
23C Department of Licensing Tuition Recovery	79,566.65		133,278.66	212,845.31	212,845.31
23D Student Achievement Council Tuition Recovery Trust	327,825.03		653.82	328,478.85	328,478.85
23K Smoke Detection Device Awareness	36,533.32		36,533.32	36,533.32
23M County Road Administration Board Emergency Loan	2,552,592.38		5,091.30	2,557,683.68	2,557,683.68
24C San Juan Islands Programs	3,332.01		5,007.34	3,528.01	4,811.34	4,811.34
24D Seattle Storm	28.00		28.00	28.00
24E Washington State Library-Archives Building	17,230,809.07		192,613.28	17,423,422.35	17,423,422.35
24G Hemp Regulatory	219,236.45		10,943.75	5,736.16	224,444.04	500.00	224,944.04
24R Energy Independence Act Special
24S Seattle NHL Hockey	2,275.00		3,647.00	2,443.00	3,479.00	2,443.00	5,922.00
24T State Firearms Background Check System	5,154,040.59		399,485.94	4,754,554.65	120.88	4,754,675.53
259 Coastal Crab	124,212.90		480.00	1,338.68	123,354.22	123,354.22
25A Washington Apples	2,522.34		3,110.34	2,723.01	2,909.67	2,909.67
25R Recycled Content	353,930.78		19,576.81	44,581.26	328,926.33	5,757.38	334,683.71
25S Recycling Enhancing
25V Washington State Attorney General Charitable Asset Protection	502,627.38		105,351.00	52,034.09	555,944.29	2,905.00	558,849.29
26G Energy Facility Site Eval Council	(1,619,586.15)		1,112,462.40	298,295.01	(805,418.76)	935.67	(804,483.09)
26J WA State Leadership Board Spec Lic Plate	375,242.34		14,269.55	389,511.89	389,511.89
26S Patches Pal License Plate	9,072.00		1,764.00	10,836.00	10,836.00

RECEIPTS & DISBURSEMENTS FOR TREASURER'S TRUST FUNDS

	March 1, 2023		March 2023		March 31, 2023		
	Beginning Book Balance		Plus Receipts	Less Disbursements	Ending Book Balance	Outstanding Warrants	Ending Cash Balance
SPECIAL REVENUE FUNDS (Continued)							
274 Adult Family Home	\$ 550,290.30	\$	\$ (1,534.93)	\$ 551,825.23	\$	\$ 551,825.23
27D Driver Resource Center	5,791,577.39		168,952.21	5,622,625.18	5,622,625.18
27N Washington Wine License Plate	2,940.00		588.00	3,528.00	3,528.00
27Q State OPIOID Settlement		2,213,088.62	2,213,088.62
281 Impaired Driving Safety	(325,306.96)		127,090.60	95.20	(198,311.56)	(198,311.56)
283 Juvenile Accountability Incentive	317,022.86		632.27	317,655.13	317,655.13
297 Pipeline Safety	3,096,061.25		16,320.06	186,125.28	2,926,256.03	1,067.80	2,927,323.83
298 Geologists'	181,132.66		102,007.46	146,410.54	136,729.58	452.00	137,181.58
300 Financial Services Regulation	48,712,820.74		8,276,036.08	2,839,091.22	54,149,765.60	30,873.32	54,180,638.92
320 Puget Sound Crab Pot Buoy Tag	14,049.57		192.97	13,856.60	5.00	13,861.60
328 Crim Justice Training Commis Firing Range Maintenance	213,403.00		213,403.00	213,403.00
416 Surplus and Donated Food Commodities Revolving	959,346.43		1,131,656.85	963,018.91	1,127,984.37	1,127,984.37
424 Anti-Trust Revolving	544,468.30		1,000,602.54	441,604.23	1,103,466.61	1,103,466.61
474 School Employees Flexible & Dependent Care Administration	17,993.23		34,025.00	34,185.40	17,832.83	17,832.83
480 Financial Education Public-Private Partnership	131,041.17		131,041.17	131,041.17
485 Horse Racing Owners' Bonus/Breeder Awards	84,788.19		13,832.95	(10,595.24)	109,216.38	5,114.58	114,330.96
495 Toll Collection	28,452,566.38		16,798,829.19	18,071,475.09	27,179,920.48	106,394.37	27,286,314.85
496 Educator Conditional Scholarship	4,094,736.51		52,280.58	35,382.06	4,111,635.03	3,000.00	4,114,635.03
497 Horse Racing Commission Class C Purse Fund	206,972.79		3,496.96	210,469.75	210,469.75
498 Washington State Council of Fire Fighters Benevolent	14,978.39		11,860.38	9,032.36	17,806.41	17,806.41
499 Law Enforcement Memorial	48,461.75		29,085.09	24,143.03	53,403.81	53,403.81
501 Liquor Revolving	49,084,488.24		(26,317,461.68)	17,763,265.02	5,003,761.54	98,430.58	5,102,192.12
503 Tuition Recovery	4,414,356.40		9,366.45	23,535.05	4,400,187.80	10,576.81	4,410,764.61
515 DNA Data Base	680,528.33		20,577.13	49,714.57	651,390.89	651,390.89
516 Fruit and Vegetable Inspection	7,093,963.08		1,285,078.14	1,215,544.60	7,163,496.62	1,808.21	7,165,304.83
536 Federal Food Service Revolving	1,299,683.07		3,515,190.33	3,671,152.20	1,143,721.20	143,751.31	1,287,472.51
553 Performance Audits of Government	16,114,043.64		3,184,258.68	1,897,640.79	17,400,661.53	1,249.35	17,401,910.88
561 Community Technical College Innovation	10,551,925.93		280,306.19	(10,672.63)	10,842,904.75	10,842,904.75
687 Rural Rehabilitation	40,306.29		80.39	40,386.68	40,386.68
688 Federal Local Rail Service Assistance	83,756.93		143.93	83,900.86	83,900.86
731 Child Care Facility Revolving	75,705.96		150.99	75,856.95	75,856.95
732 Nursing Home Civil Penalties	2,257,705.06		(30,085.15)	2,287,790.21	2,287,790.21

RECEIPTS & DISBURSEMENTS FOR TREASURER'S TRUST FUNDS

		March 1, 2023	March 2023		March 31, 2023		
		Beginning Book Balance	Plus Receipts	Less Disbursements	Ending Book Balance	Outstanding Warrants	Ending Cash Balance
SPECIAL REVENUE FUNDS (Continued)							
746	Hanford Area Economic Investment	\$ 43,300.80	\$ 11,274.39	\$	\$ 54,575.19	\$	\$ 54,575.19
749	Governor's Interagency Committee of State Employed Women	132,851.93	1,279.00	131,572.93	131,572.93
761	Basic Health Plan Subscription	250,744.09	250,744.09	250,744.09
763	Center for the Improvement of Student Learning	35,600.68	35,600.68	35,600.68
773	Commission on Higher Ed Prof Student Ex Program	51,200.00	51,200.00	51,200.00
774	University of Washington License Plate	358,507.65	25,221.07	383,728.72	383,728.72
776	Washington State University License Plate	48,547.50	60,094.36	48,547.50	60,094.36	60,094.36
778	Western Washington University License Plate	273.00	1,320.67	1,593.67	1,593.67
779	Eastern Washington University License Plate	149,597.16	4,925.67	41,833.00	112,689.83	112,689.83
780	School Zone Safety Account	1,345,560.83	18,708.87	6,936.99	1,357,332.71	600.00	1,357,932.71
783	Central Washington University License Plate	14,023.37	1,563.34	15,586.71	15,586.71
784	Miscellaneous Transportation Programs	(7,101,897.76)	15,733,206.52	24,538,762.31	(15,907,453.55)	224,106.78	(15,683,346.77)
786	The Evergreen State College License Plate	31,832.40	756.00	2,000.00	30,588.40	30,588.40
789	Advanced Environmental Mitigation Revolving	1,204,291.54	6,795.45	1,211,086.99	1,211,086.99
816	Stadium and Exhibition Center	1,094,957.86	1,525,769.71	446,672.05	2,174,055.52	2,174,055.52
821	Impaired Physician	329,009.24	222,574.00	327,216.17	224,367.07	224,367.07
823	Livestock Nutrient Management	31,861.87	300.00	32,161.87	32,161.87
833	Developmental Disabilities Endowment Trust	5,048,208.97	570,712.35	397,946.51	5,220,974.81	110,708.53	5,331,683.34
834	Capitol Furnishings Preservation Committee	35,799.73	52.00	35,851.73	35,851.73
878	Federal Forest Revolving	2,525.49	5.03	2,530.52	2,530.52
880	Advance Right-of-Way Revolving	40,251,445.24	378,035.23	300.00	40,629,180.47	300.00	40,629,480.47
884	Gambling Revolving	21,079,005.61	943,912.64	1,249,663.83	20,773,254.42	34,272.78	20,807,527.20
885	Plumbing Certificate	1,668,603.65	143,712.75	138,742.39	1,673,574.01	832.47	1,674,406.48
892	Pressure Systems Safety	892,210.57	184,062.29	186,055.74	890,217.12	2,411.30	892,628.42
TOTAL SPECIAL REVENUE FUNDS		\$ 465,007,958.50	\$ 51,147,867.71	\$ 89,136,135.41	\$ 427,019,690.80	\$ 1,156,440.32	\$ 428,176,131.12
CAPITAL PROJECTS FUNDS							
366	Watershed Restoration Enhancement Bond	\$ 7,041,853.13	\$	\$ 310,117.58	\$ 6,731,735.55	\$	\$ 6,731,735.55
377	Watershed Restoration Enhancement Taxable Bond
TOTAL CAPITAL PROJECTS FUNDS		\$ 7,041,853.13	\$	\$ 310,117.58	\$ 6,731,735.55	\$	\$ 6,731,735.55

RECEIPTS & DISBURSEMENTS FOR TREASURER'S TRUST FUNDS

		March 1, 2023		March 2023		March 31, 2023	
		Beginning Book Balance	Plus Receipts	Less Disbursements	Ending Book Balance	Outstanding Warrants	Ending Cash Balance
PERMANENT FUNDS							
842	American Indian Scholarship Endowment	\$ 295,940.24	\$ 1,790.23	\$ 2,333.00	\$ 295,397.47	\$	\$ 295,397.47
852	Foster Care Scholarship Endowment	3,931.56	7.84	3,939.40	3,939.40
TOTAL PERMANENT FUNDS		\$ 299,871.80	\$ 1,798.07	\$ 2,333.00	\$ 299,336.87	\$	\$ 299,336.87
ENTERPRISE FUNDS							
22E	Family and Medical Leave Enforcement	\$ 422,931.97	\$ 221.60	\$	\$ 423,153.57	\$	\$ 423,153.57
22F	Family and Medical Leave Insurance	29,342,480.13	4,499,910.32	131,605,260.04	(97,762,869.59)	2,277,213.45	(95,485,656.14)
413	Municipal Revolving	2,970,055.80	3,203,521.55	3,017,051.80	3,156,525.55	1,968.12	3,158,493.67
438	Uniform Dental Plan Benefits Administration	530,886.01	599,714.00	1,200,111.36	(69,511.35)	(69,511.35)
439	Uniform Medical Plan Benefits Administration	5,543,728.55	5,266,255.00	10,056,175.24	753,808.31	753,808.31
442	Legislative Gift Center	203,089.21	36,390.99	40,035.42	199,444.78	724.76	200,169.54
445	Self-Insured Emplr Overpymt Reimb	1,197,147.19	218,644.29	1,277.54	1,414,513.94	1,277.54	1,415,791.48
446	Industrial Insurance Rainy Day Fund
449	Certificates of Participation and Other Financing - Local	444,499.25	263,812.64	270,172.60	438,139.29	995.00	439,134.29
456	Separately Managed State Treasurer's Service	200,402.06	17,698.34	35,424.37	182,676.03	182,676.03
470	Imaging	51,970.94	61,056.29	(28,838.49)	141,865.72	141,865.72
473	School Employees Insurance Reserve	54,761,950.26	108,021.99	54,869,972.25	54,869,972.25
475	School Employees Dental Benefits Administration	410,346.25	490,419.00	919,003.39	(18,238.14)	(18,238.14)
477	Lottery Investment
493	School Employees' Insurance	(30,061,695.93)	163,824,172.43	180,306,318.75	(46,543,842.25)	328,156.53	(46,215,685.72)
494	School Employees' Benefits Board Administration	1,504,009.01	2,052,675.00	4,072,357.78	(515,673.77)	(515,673.77)
543	Judicial Information Systems	(3,974,663.29)	1,230,776.40	3,163,263.73	(5,907,150.62)	83,807.46	(5,823,343.16)
544	Pollution Liability Insurance Program Trust	38,241,093.41	2,563,299.37	1,794,313.79	39,010,078.99	3.55	39,010,082.54
545	Heating Oil Pollution Liability Trust	1,962,032.08	85,783.96	121,250.43	1,926,565.61	7.50	1,926,573.11
567	Long-Term Services and Supports Trust	20,870,593.27	43,961.42	2,064,914.56	18,849,640.13	127.36	18,849,767.49
721	Public Employees' and Retirees' Insurance	120,728,359.36	263,992,271.68	239,486,923.46	145,233,707.58	4,342,305.58	149,576,013.16
730	Public Employees' and Retirees' Insurance Reserve	135,949,983.82	275,744.36	136,225,728.18	136,225,728.18
788	Advanced College Tuition Payment Program	4,382,794.28	11,909,280.15	10,414,053.62	5,878,020.81	1,320,479.92	7,198,500.73
TOTAL ENTERPRISE FUNDS		\$ 385,681,993.63	\$ 460,743,630.78	\$ 588,539,069.39	\$ 257,886,555.02	\$ 8,357,066.77	\$ 266,243,621.79
INTERNAL SERVICE FUNDS							
411	Natural Resources Equipment	\$ 19,451,243.39	\$ 10,329.53	\$ 1,442,225.36	\$ 18,019,347.56	\$ 305,240.23	\$ 18,324,587.79
421	Education Technology Revolving Fund	14,945,343.91	180,518.04	952,847.11	14,173,014.84	39,262.65	14,212,277.49

RECEIPTS & DISBURSEMENTS FOR TREASURER'S TRUST FUNDS

		March 1, 2023	March 2023		March 31, 2023		
		Beginning Book Balance	Plus Receipts	Less Disbursements	Ending Book Balance	Outstanding Warrants	Ending Cash Balance
INTERNAL SERVICE FUNDS (Continued)							
422	General Administration Services	\$ 57,483,280.90	\$ 37,167,493.65	\$ 31,994,719.06	\$ 62,656,055.49	\$ 1,132,673.66	\$ 63,788,729.15
436	OFM Labor Relations Service	2,648,181.50	110,882.02	392,784.09	2,366,279.43	1,869.25	2,368,148.68
444	Fish & Wildlife Equipment	165,995.93	72,120.20	65,253.05	172,863.08	210.33	173,073.41
453	Minority and Women's Business Enterprises	2,032,461.21	119,880.81	1,035,461.53	1,116,880.49	1,116,880.49
458	Consolidated Technology Services Revolving	(5,835,128.64)	12,141,690.62	11,900,029.54	(5,593,467.56)	506,762.25	(5,086,705.31)
461	Shared Information Technology System Revolving
466	Statewide Info Tech System Development Revolving	43,890,327.12	1,603,635.31	42,286,691.81	58,412.68	42,345,104.49
471	State Patrol Nonappropriated Airplane Revolving	206,759.88	23,717.09	66,623.00	163,853.97	10,214.62	174,068.59
472	Statewide Info Tech System Maintenance & Operations Revolving	27,981,375.06	311,381.88	2,649,947.89	25,642,809.05	3,343.85	25,646,152.90
546	Risk Management	(1,228,469.38)	415,334.74	735,611.65	(1,548,746.29)	(1,548,746.29)
547	Liability	23,786,919.07	11,184.02	20,335,420.61	3,462,682.48	3,562,341.95	7,025,024.43
739	Certificates of Participation and Other Financing - State	18,942,353.52	200.00	18,329,575.69	612,977.83	5,944.00	618,921.83
TOTAL INTERNAL SERVICE FUNDS		\$ 204,470,643.47	\$ 50,564,732.60	\$ 91,504,133.89	\$ 163,531,242.18	\$ 5,626,275.47	\$ 169,157,517.65
PRIVATE PURPOSE FUNDS							
196	Unclaimed Personal Property	\$ 3,799,845.00	\$ 16,788,225.66	\$ 16,656,874.18	\$ 3,931,196.48	\$ 9,902,157.35	\$ 13,833,353.83
463	WA College Savings Program	(457,599.35)	51,140.46	58,087.04	(464,545.93)	(464,545.93)
738	Department of Social and Health Services Trust	53,654.52	53,654.52	53,654.52
799	WA Achieving a Better Life Experience Program	81,991.70	163.53	82,155.23	82,155.23
TOTAL PRIVATE PURPOSE FUNDS		\$ 3,477,891.87	\$ 16,839,529.65	\$ 16,714,961.22	\$ 3,602,460.30	\$ 9,902,157.35	\$ 13,504,617.65
PENSION TRUST FUNDS							
838	LEOFF Retirement System Benefits Improvement	\$	\$	\$	\$	\$	\$
TOTAL PENSION TRUST FUNDS		\$	\$	\$	\$	\$	\$
CUSTODIAL FUNDS							
165	Salary Reduction	\$ 1,359,136.02	\$ 3,451,168.31	\$ 5,729,137.00	\$ (918,832.67)	\$	\$ (918,832.67)
16C	Real Estate/Property Tax Admin Assistance	32,452.50	44,475.00	32,452.50	44,475.00	44,475.00
17A	County 911 Excise Tax	6,802,753.80	154,375.82	6,648,377.98	6,648,377.98
525	Washington State Combined Fund Drive	831,710.27	344,754.47	122,642.92	1,053,821.82	28,903.75	1,082,725.57
660	Natural Resources Deposit	55,501,287.42	34,401,185.83	31,152,719.68	58,749,753.57	162,995.49	58,912,749.06

RECEIPTS & DISBURSEMENTS FOR TREASURER'S TRUST FUNDS

		March 1, 2023	March 2023		March 31, 2023		
		Beginning Book Balance	Plus Receipts	Less Disbursements	Ending Book Balance	Outstanding Warrants	Ending Cash Balance
CUSTODIAL FUNDS (Continued)							
734	Centennial Document Preservation and Modernization	\$ 1,580,359.49	\$ 128,485.04	\$	\$ 1,708,844.53	\$	\$ 1,708,844.53
737	High Occupancy Vehicle
757	Maritime Historic Restoration and Preservation	5,786.71	1,023.15	6,809.86	6,809.86
797	Local Tourism Promotion	336,500.33	(1,037,561.55)	1,374,061.88	1,374,061.88
802	School Employees Salary Reduction	(2,589,569.13)	1,799,471.56	3,108,895.51	(3,898,993.08)	(3,898,993.08)
847	Separately Managed State Agency Investment
TOTAL CUSTODIAL FUNDS		\$ 63,860,417.41	\$ 40,170,563.36	\$ 39,262,661.88	\$ 64,768,318.89	\$ 191,899.24	\$ 64,960,218.13
TOTAL TREASURER'S TRUST FUNDS		\$ 1,974,666,435.45	\$ 691,992,643.20	\$ 852,278,291.56	\$ 1,814,380,787.09	\$ 28,340,705.05	\$ 1,842,721,492.14

INVESTMENT STATEMENT

Fund / Account	March 1, 2023	Purchased	Maturities & Sales	Amortization	March 31, 2023
Treasury & Treasurer's Trust					
Investments (trade date basis)	\$ 17,789,511,117.49	\$ 4,958,948,479.75	\$ 5,701,601,940.71	\$ 11,975,389.06	\$ 17,058,833,045.59
Reverse Repurchase Agreements
Purchased Accrued Interest	2,056,277.53	997,236.91	657,521.23	2,395,993.21
Total Treasury & Treasurer's Trust	\$ 17,791,567,395.02	\$ 4,959,945,716.66	\$ 5,702,259,461.94	\$ 11,975,389.06	\$ 17,061,229,038.80
Local Government Investment Pool					
Investments (trade date basis)	\$ 19,245,238,050.44	\$ 96,265,141,494.62	\$ 95,871,207,601.29	\$ 24,910,790.04	\$ 19,664,082,733.81
Reverse Repurchase Agreements
Purchased Accrued Interest	194,767.34	204,030.63	398,797.97
Total Local Government Investment Pool	\$ 19,245,432,817.78	\$ 96,265,345,525.25	\$ 95,871,207,601.29	\$ 24,910,790.04	\$ 19,664,481,531.78
Separately Managed Accounts					
Investments (trade date basis)	\$ 1,008,034,133.99	\$ 40,106,048.52	\$ 38,299,319.12	\$ 181,851.32	\$ 1,010,022,714.71
Purchased Accrued Interest	36,684.89	61,029.22	16,466.34	81,247.77
Total Separately Managed Accounts	\$ 1,008,070,818.88	\$ 40,167,077.74	\$ 38,315,785.46	\$ 181,851.32	\$ 1,010,103,962.48
Total All Accounts	\$ 38,045,071,031.68	\$ 101,265,458,319.65	\$ 101,611,782,848.69	\$ 37,068,030.42	\$ 37,735,814,533.06

INVESTMENT INTEREST INCOME & CAPITAL GAINS

Fund / Account	March 2023	March 2022	Fiscal Year 2023	Fiscal Year 2022
Treasury & Treasurer's Trust				
Cash	\$ 26,495,816.08	\$ 11,120,110.62	\$ 204,248,089.62	\$ 85,414,911.40
Custody Bank Fees	(13,609.43)	(9,852.02)	(109,905.14)	(85,996.31)
Other Bank Fees	(1,904.29)	(15,821.45)	(24,999.61)	(34,692.57)
Amortization	11,975,389.06	(1,817,874.68)	66,278,097.99	(22,519,393.40)
Accrued Interest	4,062,185.93	(2,012,921.16)	28,250,327.81	(1,687,436.02)
Gains and Losses	216,428.05	966,379.62	515,971.05	4,871,581.88
Total Treasury & Treasurer's Trust	\$ 42,734,305.40	\$ 8,230,020.93	\$ 299,157,581.72	\$ 65,958,974.98
Local Government Investment Pool				
Cash	\$ 44,329,338.45	\$ 1,127,737.92	\$ 310,601,223.82	\$ 15,626,053.18
Amortization	24,910,790.04	1,928,824.96	197,233,068.33	5,009,821.42
Accrued Interest	7,451,508.30	892,237.28	39,607,917.69	(1,286,588.51)
Gains and Losses	365,259.05	11,344.76	1,015,060.77	124,883.90
Total Local Government Investment Pool	\$ 77,056,895.84	\$ 3,960,144.92	\$ 548,457,270.61	\$ 19,474,169.99
Separately Managed Accounts				
Cash	\$ 1,851,292.28	\$ 908,162.45	\$ 10,900,644.08	\$ 5,155,420.19
Amortization	181,851.32	(121,569.11)	460,388.99	(856,139.57)
Accrued Interest	(388,211.92)	(234,199.24)	622,071.72	104,281.51
Gains and Losses	22,539.23	154,797.24
Total Separately Managed Accounts	\$ 1,644,931.68	\$ 552,394.10	\$ 12,005,644.02	\$ 4,558,359.37
Total All Accounts	\$ 121,436,132.92	\$ 12,742,559.95	\$ 859,620,496.35	\$ 89,991,504.34

**MIKE PELLICCIOTTI
STATE TREASURER
PO BOX 40200
OLYMPIA WA 98504-0200**

