



Washington State Treasurer's Monthly Report

October 2021



MIKE PELLICCIOTTI
State Treasurer

In accordance with the Americans with Disabilities Act, this publication will be made available in alternate formats upon request to the Office of the State Treasurer, Legislative Building, 2nd Floor, Olympia, Washington 98504-0200, telephone (360) 902-9000, fax (360) 902-9037 or TTY Users Call: 7-1-1. Web Site: <http://tre.wa.gov>.

TABLE OF CONTENTS

	<i>Page</i>
State Treasurer’s Letter	1
General Fund	2
Treasury, Treasurer’s Trust and Local Government Investment Pool Flow Chart	3
Treasury & Treasurer’s Trust, Treasury and Treasurer’s Trust Charts	4
General Fund and Local Government Investment Pool Charts	5
Receipts and Disbursements for the State Treasury	6
Receipts and Disbursements for Trust Funds	18
Investment Statement	27
Investment Interest Income and Capital Gains	28



Mike Pellicciotti
State Treasurer

State of Washington
Office of the Treasurer

Legislative Building
P.O. Box 40200
Olympia, Washington 98504-0200

(360) 902-9000 • TTY 7-1-1
www.tre.wa.gov



Fellow Washingtonians,

I am pleased to report on the operations of the Office of the State Treasurer for the month of October 2021. At the close of the month, the total of the treasury & treasurer's trust book balances was \$12.1 billion with investment earnings distributed for the month of \$6.9 million.

Sincerely,

A handwritten signature in blue ink that reads "Mike Pellicciotti". The signature is fluid and cursive, with a long horizontal stroke at the end.

Mike Pellicciotti
State Treasurer

GENERAL FUND

GENERAL FUND CURRENT MONTH AND FISCAL YEAR TO DATE COMPARISON

(In Millions)

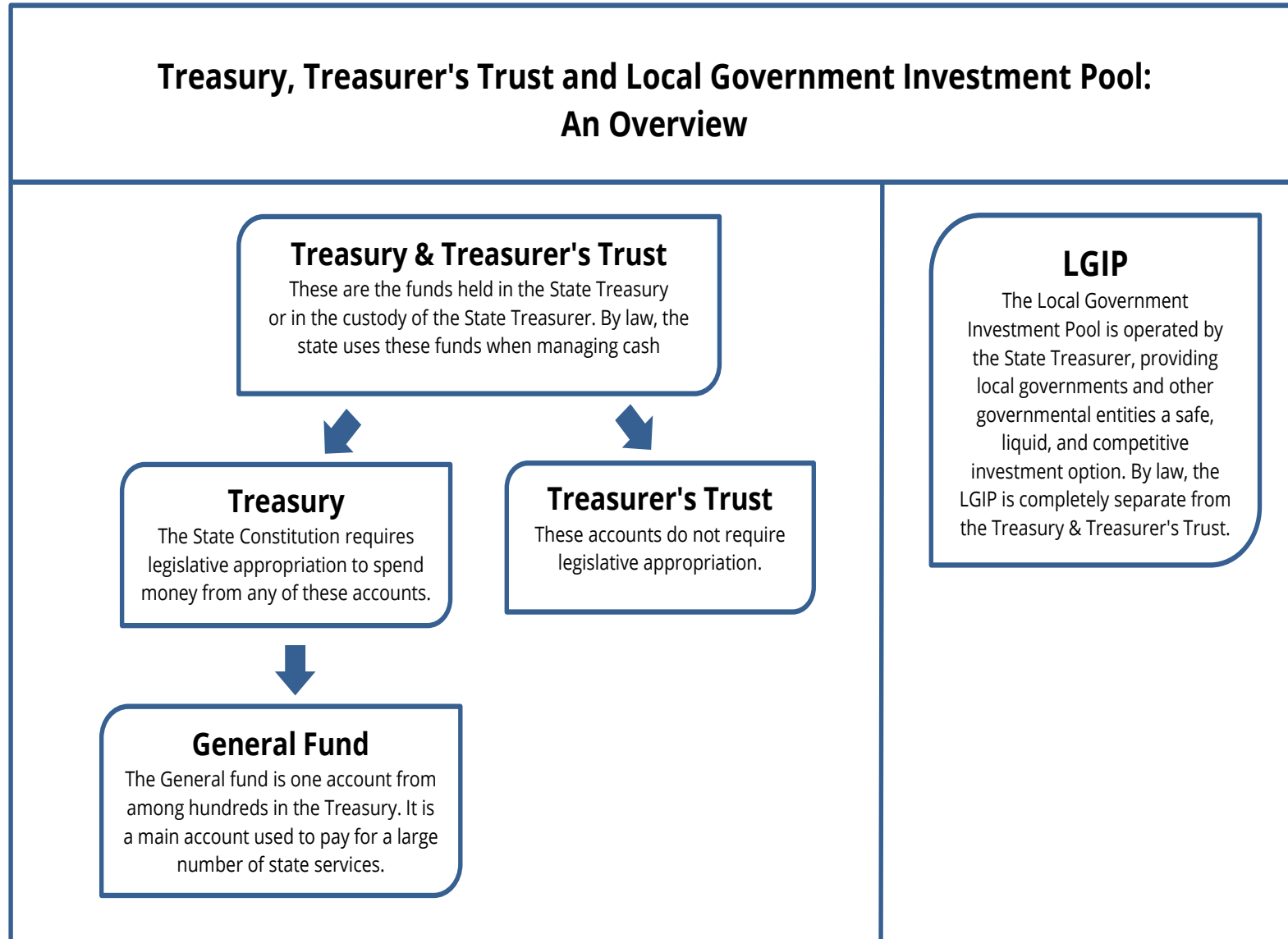
	Month of October		Fiscal Year to Date	
	2021	2020	2022	2021
Beginning Book Balance	\$ 3,885.258	\$ (582.957)	\$ 4,614.636	\$ 2,427.397
Cash Revenue	3,508.174	4,266.288	13,069.300	12,741.346
Other Cash Receipts	431.318	225.820	3,326.870	1,258.649
Total Cash Receipts	3,939.492	4,492.108	16,396.170	13,999.995
Total Cash Disbursements	5,387.578	4,273.412	18,573.634	16,791.653
Ending Book Balance	\$ 2,437.172	\$ (364.261)	\$ 2,437.172	\$ (364.261)
Cash Revenue				
Bond Retirement & Interest	\$ 0.000	\$ 0.000	\$ (0.275)	\$ (0.266)
Secretary of State	3.941	4.173	15.187	13.730
Department of Revenue:				
Retail Sales Tax	1,171.400	1,149.793	4,640.571	4,055.108
Business & Occupation Tax	471.036	451.690	1,758.332	1,565.380
Compensating Tax	75.946	74.094	287.775	278.187
Cigarette Tax	17.880	23.060	86.133	116.477
Public Utility Tax	31.202	30.828	142.535	128.216
Various Other Revenue	162.726	163.754	48.658	275.829
Insurance Commission	3.088	2.526	171.495	168.233
Liquor and Cannabis Board	2.918	2.615	49.452	47.502
Department of Licensing:				
Excise Tax – Other	0.014	0.016	0.064	0.065
Various Other Revenue	0.366	0.370	6.079	6.907
Department of Social & Health Services	3.448	(12.677)	16.712	12.387
Universities & Colleges	0.000	0.002	0.000	0.002
Treasurer's Transfers	(16.542)	(17.624)	(87.134)	(59.330)
Counties:				
Property Tax	91.105	85.717	188.361	334.225
Real Estate Excise Tax	202.055	139.298	907.353	537.099
Various Other Revenue	2.707	3.366	12.383	13.439
Federal Grants-In-Aid (All Agencies)	1,055.628	1,998.954	4,516.529	4,907.674
Revenues Distributed to Local Governments	(0.328)	(0.329)	(38.515)	(37.036)
Other Agencies' Cash Revenue	229.584	166.662	347.605	377.518
Total Cash Revenue	\$ 3,508.174	\$ 4,266.288	\$ 13,069.300	\$ 12,741.346

Source: Agency Financial Reporting System (AFRS).

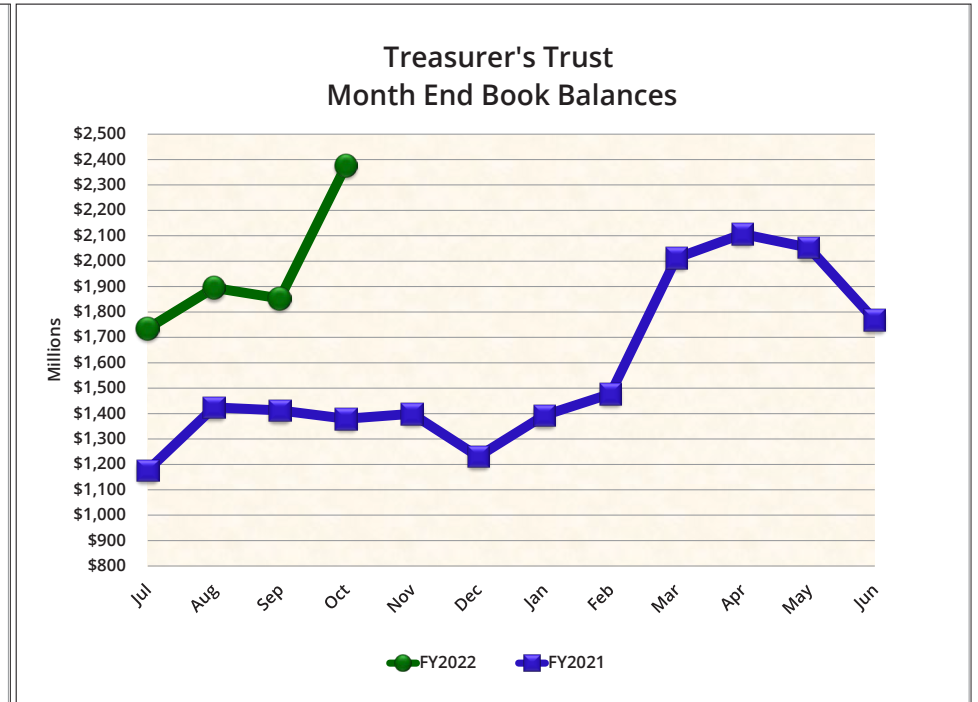
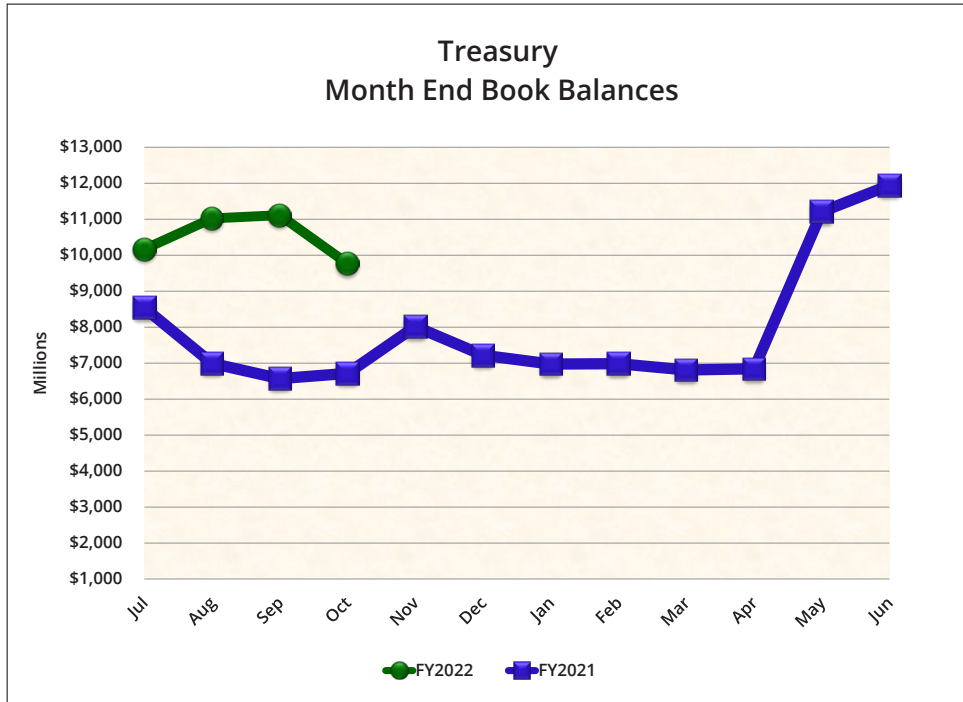
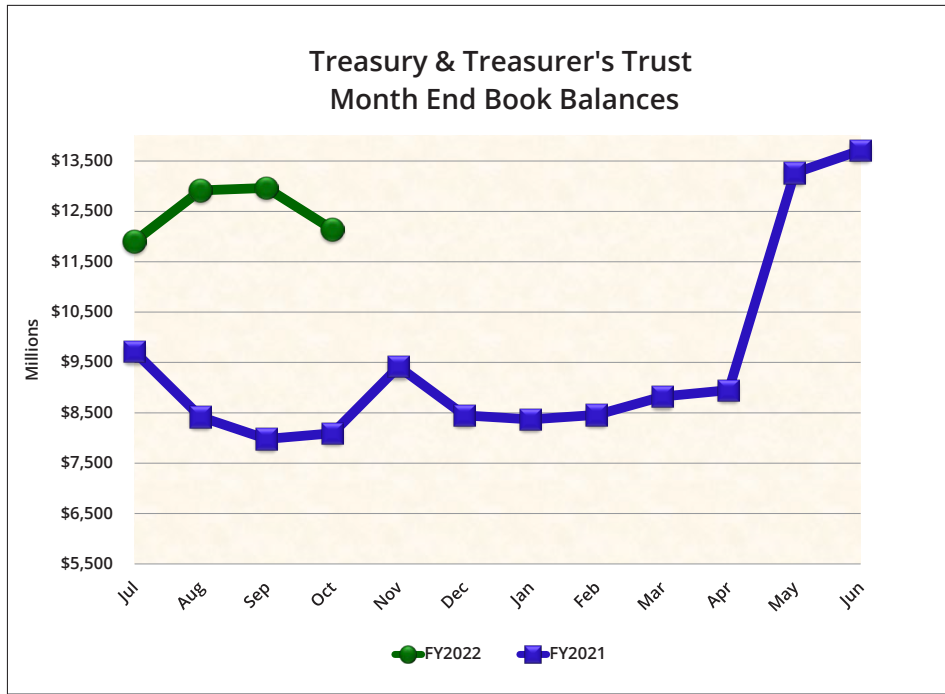
TREASURY, TREASURER'S TRUST AND LGIP FLOW CHART

The State Treasurer is charged with the cash management of public funds, which includes two categories of state funds and accounts: (1) funds and accounts located in the state treasury, which are subject to legislative appropriation; and (2) Treasurer's trust funds, which are accounts placed in the custody of the State Treasurer, and not typically subject to legislative appropriation. Funds within these accounts are commingled for investment and cash management purposes.

This flow chart describes the structure of the Treasury and Treasurer's Trust Accounts. Month end balances of these accounts are shown on pages 4 and 5.

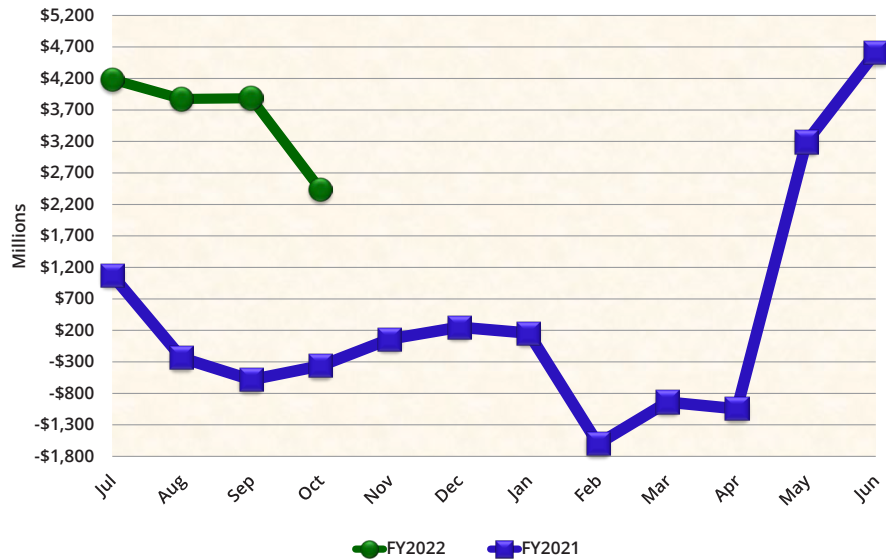


TREASURY & TREASURER'S TRUST AND TREASURY AND TREASURER'S TRUST CHART

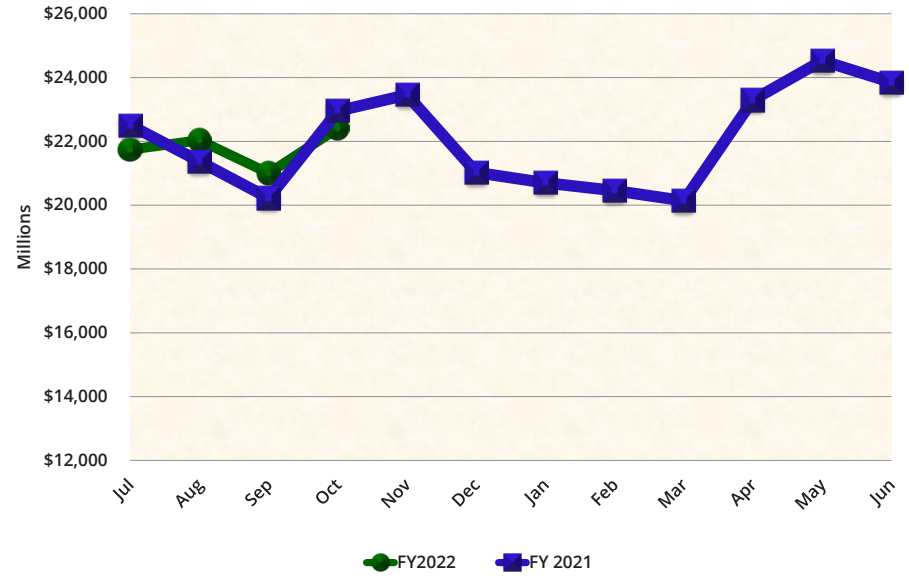


GENERAL FUND AND LOCAL GOVERNMENT INVESTMENT POOL CHARTS

General Fund Month End Book Balances

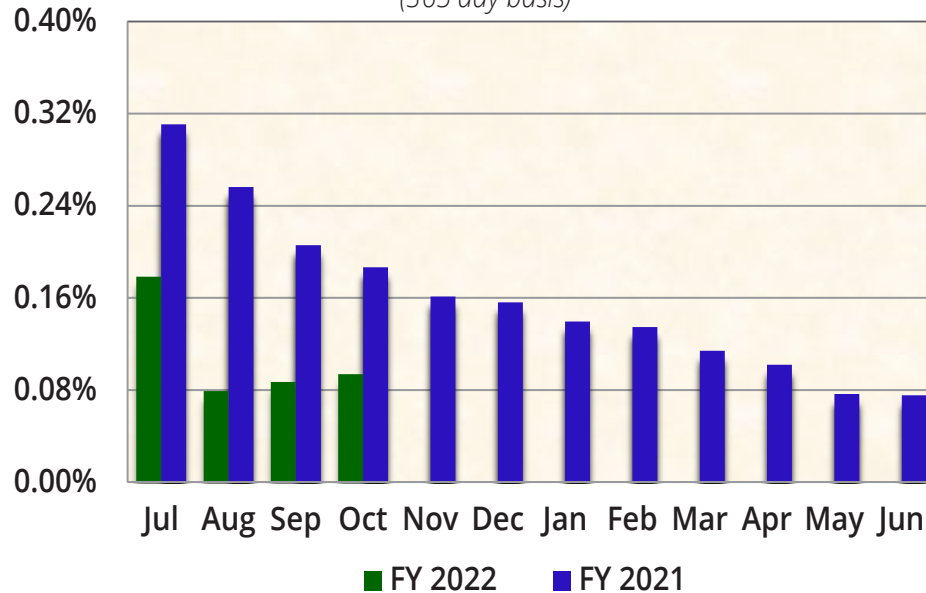


Local Government Investment Pool Month End Book Balances



LGIP Net Yield

(365 day basis)



RECEIPTS AND DISBURSEMENTS FOR TREASURY FUNDS

	October 1, 2021	October 2021		October 31, 2021		
	Beginning Book Balance	Plus Receipts	Less Disbursements	Ending Book Balance	Outstanding Warrants	Ending Cash Balance
GENERAL FUND						
001 General	\$ 3,885,258,750.50	\$ 3,939,492,327.23	\$ 5,387,578,486.39	\$ 2,437,172,591.34	\$ 47,737,779.49	\$ 2,484,910,370.83
018 Millersylvania Park Current	5,210.50	5,210.50	5,210.50
01E Geothermal	92,292.61	(447.33)	(447.33)	92,292.61	92,292.61
01N Institutional Impact	19,144.72	19,144.72	19,144.72
02P Flood Control Assistance	3,995,419.20	37.00	85,221.11	3,910,235.09	3,910,235.09
031 State Investment Board Expense	6,454,404.89	2,272,188.23	2,548,223.59	6,178,369.53	6,178,369.53
032 State Emergency Water Projects Revolving	221,616.92	221,616.92	221,616.92
03A Excess Earnings
03L County Criminal Justice Assistance	1,705,149.95	14,702,069.58	14,099,266.87	2,307,952.66	1,314.41	2,309,267.07
03M Municipal Criminal Justice Assistance	(146,700.16)	5,873,157.22	5,613,773.42	112,683.64	584.11	113,267.75
04L Public Health Services	6.69	6.69	6.69
051 State and Local Improvements Revolving	26,744.33	26,744.33	26,744.33
055 State & Local Improve Revolving (Waste Disp Facilities, 1980)	2,639.01	2,639.01	2,639.01
05C Criminal Justice Treatment	1,849,819.40	2,707,096.25	886,684.14	3,670,231.51	3,670,231.51
05M Tourism Development and Promotion
070 Outdoor Recreation	72,919.06	237,825.49	(164,906.43)	(164,906.43)
072 State & Local Improve Revolving (Water Supply Facilities)	856,039.83	13,137.57	842,902.26	13,137.57	856,039.83
09C Farm and Forest	(2,600.42)	10,195.65	7,595.23
09G Riparian Protection
09R Economic Development Strategic Reserve	2,529,085.09	991,116.75	75,788.47	3,444,413.37	3,444,413.37
10K Veterans Innovation Program	14,382.82	14,382.82	14,382.82
10P Columbia River Basin Water Supply Development	4,152,309.97	1,537.72	213,904.85	3,939,942.84	3,939,942.84
10T Hood Canal Aquatic Rehabilitation Bond
11F Reinvesting in Youth	5.98	5.98	5.98
11N Heritage Barn Preservation
11W Water Quality Capital	34,227.10	34,227.10	34,227.10
125 Site Closure	35,779,775.39	13,079.65	3,965.65	35,788,889.39	35,788,889.39
12J Boating Activities
12K Puget Sound Scientific Research
12R Independent Youth Housing
12W Veterans Conservation Corps
14B Budget Stabilization	35,016,564.47	12,789.93	685,524.63	34,343,829.77	34,343,829.77
14C Puget Sound Recovery
14H Community Preservation & Development Authority	512,496.20	723.02	511,773.18	511,773.18
14L Streamlined Sales & Use Tax Mitigation	3,185,323.04	3,185,323.04	3,185,323.04
15J Building Communities
15K Columbia River Water Delivery	16,173.66	16,173.66	16,173.66
15R Evergreen Job Training
16V Water Rights Processing	80,887.33	100.00	80,987.33	80,987.33

RECEIPTS AND DISBURSEMENTS FOR TREASURY FUNDS

	October 1, 2021	October 2021		October 31, 2021		
	Beginning Book Balance	Plus Receipts	Less Disbursements	Ending Book Balance	Outstanding Warrants	Ending Cash Balance
GENERAL FUND (Continued)						
177 Judicial Retirement Administrative	\$	\$	\$	\$	\$	\$
17C Opportunity Express Account	62,171.42	62,171.42	62,171.42
17E State Efficiency and Restructuring
17F Washington Opportunity Pathways	119,995,425.72	17,607,925.68	13,306,310.79	124,297,040.61	124,297,040.61
17K Basic Health Plan Stabilization
18H Opportunity Expansion	326.64	326.64	326.64
19K Yakima Integrated Plan Implementation
19L Charter Schools Oversight	381,794.29	132,000.64	105,427.28	408,367.65	408,367.65
19N Diesel Idle Reduction
20C Yakima Integrated Plan Implementation Taxable Bond
20F Invest in Washington
21B Chehalis Basin
21D Dairy Nutrient Infrastructure
21P Sexual Assault Prevention and Response
21R DCYF Contracted Services Performance Improvement
22C Early Learning Facilities Revolving	(133,890.40)	133,778.82	147,119.46	(147,231.04)	(147,231.04)
22D Early Learning Facilities Development	(0.09)	(0.09)	(0.09)
22T Statewide Tourism Marketing	5,045,931.93	237,058.57	11,421.33	5,271,569.17	5,271,569.17
23H Defense Community Compatibility
23J Statewide Broadband	27,691,499.48	10,120.21	29,472.37	27,672,147.32	27,672,147.32
244 Habitat Conservation	270,945.78	270,945.78
24H Career Connected Learning
24M Climate Resiliency
24U Sustainable Farms and Fields
253 Education Construction	22,358.65	8.17	22,366.82	22,366.82
25C Elementary & Secondary School Emergency Relief III	(34,209,123.43)	57,303,517.01	23,142,430.40	(48,036.82)	(48,036.82)
25D Manufacturing and Warehousing Job Centers	5,062,527.67	5,062,527.67	5,062,527.67
25F Forest Resiliency	5,775,562.83	137,933.32	5,637,629.51	1,744.70	5,639,374.21
25G Manufacturing Cluster Acceleration	1,405,000.00	1,405,000.00	1,405,000.00
25H Fair Start for Kids
25P Wildfire Response, Forest Restoration, and Community Resilience
291 Education Savings
355 State Taxable Building Construction	82,586,380.01	(133,890.40)	9,745,070.53	72,707,419.08	708,812.94	73,416,232.02
359 School Constr & Skill Ctrs Bldg	45,601.27	45,601.27	45,601.27
488 Special Personnel Litigation Revolving
489 Pension Funding Stabilization	18,253,963.24	7,243.79	1,775,000.00	16,486,207.03	16,486,207.03
548 LEOFF System Plan 2 Expense	168,356.46	131,524.28	128,156.67	171,724.07	171,724.07
702 Dedicated McCleary Penalty
706 Coronavirus State Fiscal Recovery Fund	399,490,707.01	22,411.00	48,040,727.78	351,472,390.23	5,069,509.00	356,541,899.23

RECEIPTS AND DISBURSEMENTS FOR TREASURY FUNDS

		October 1, 2021	October 2021		October 31, 2021		
		Beginning Book Balance	Plus Receipts	Less Disbursements	Ending Book Balance	Outstanding Warrants	Ending Cash Balance
GENERAL FUND (Continued)							
707	Washington Rescue Plan Transition	\$ 1,000,000,000.00	\$	\$	\$ 1,000,000,000.00	\$	\$ 1,000,000,000.00
828	Tobacco Prevention and Control	1,055,785.35	390.01	1,427.25	1,054,748.11	1,054,748.11
830	Agricultural College Trust Management	\$776,537.41	65,136.40	711,401.01	81.42	711,482.43
TOTAL GENERAL FUND		\$ 5,613,731,084.48	\$ 4,043,276,200.50	\$ 5,508,956,252.46	\$ 4,148,051,032.52	\$ 53,532,963.64	\$ 4,201,583,996.16
SPECIAL REVENUE FUNDS							
002	Hospital Data Collection	\$ 245,493.99	\$ 18,339.86	\$ 111,039.31	\$ 152,794.54	\$	\$ 152,794.54
003	Architects' License	874,544.59	60,699.89	40,383.00	894,861.48	894,861.48
007	Winter Recreational Program	2,605,149.00	960.00	22,873.59	2,583,235.41	60.00	2,583,295.41
014	Forest Development	18,671,281.73	1,710.93	(1,237,799.11)	19,910,791.77	9,542.92	19,920,334.69
01B	ORV & Non-Highway Vehicle Account	1,387,032.75	348,142.41	252,338.68	1,482,836.48	216.41	1,483,052.89
01M	Snowmobile	3,523,676.63	269,918.62	43,916.03	3,749,679.22	12,697.83	3,762,377.05
024	Professional Engineers'	1,207,213.09	269,576.00	102,030.36	1,374,758.73	1,791.00	1,376,549.73
025	Pilotage	(739,133.67)	175,711.59	120,865.22	(684,287.30)	(684,287.30)
026	Real Estate Commission	2,315,430.60	868,087.08	231,305.36	2,952,212.32	2,928.50	2,955,140.82
027	Reclamation	5,709,005.80	109,021.87	261,884.75	5,556,142.92	200.00	5,556,342.92
02A	Surveys and Maps	838,411.09	65,285.26	63,079.27	840,617.08	101.72	840,718.80
02G	Health Professions	25,104,106.51	5,183,453.08	7,649,906.95	22,637,652.64	35,645.92	22,673,298.56
02H	Business Enterprises Revolving	774,420.01	40,362.44	77,807.33	736,975.12	2,818.77	739,793.89
02J	Certified Public Accountants'	2,845,053.49	501,078.00	182,905.18	3,163,226.31	331.00	3,163,557.31
02K	Death Investigations	783,002.19	600,813.97	725,320.24	658,495.92	903.37	659,399.29
02M	Essential Rail Assistance	613,392.01	5,575.37	19,315.65	599,651.73	17,701.60	617,353.33
02N	Parkland Acquisition	93,641.19	93,641.19	93,641.19
02R	Aquatic Lands Enhancement	6,617,513.86	(25,953.07)	(562,954.81)	7,154,515.60	51,146.38	7,205,661.98
02W	Timber Tax Distribution	3,223,298.35	2,445,727.89	115,035.85	5,553,990.39	12,491.14	5,566,481.53
030	Landowner Contingency Forest Fire Suppression	(2,386,207.48)	53.59	14,706.42	(2,400,860.31)	60,881.31	(2,339,979.00)
039	Aeronautics	2,552,707.39	482,416.29	176,629.97	2,858,493.71	23,510.65	2,882,004.36
03B	Asbestos	1,117,771.41	42,185.79	47,503.68	1,112,453.52	5.00	1,112,458.52
03C	Emergency Medical Services and Trauma Care System Trust	11,420,118.35	923,717.84	158,583.37	12,185,252.82	13,947.00	12,199,199.82
03F	Enhanced 911	7,751,943.90	2,756,807.88	3,102,651.84	7,406,099.94	144,463.39	7,550,563.33
03N	Business License	7,484,144.31	2,377,388.61	2,100,863.30	7,760,669.62	128,144.74	7,888,814.36
03P	Fire Service Trust	616,564.77	310.00	62.15	616,812.62	616,812.62
03R	Safe Drinking Water	4,058,348.35	111,282.83	187,088.26	3,982,542.92	230.20	3,982,773.12
041	Resource Management Cost	9,139,130.15	47,826.91	(776,174.56)	9,963,131.62	5,325.28	9,968,456.90
042	Charitable, Educational, Penal, and Reformatory Institutions	4,229,475.87	1,599.74	277,702.11	3,953,373.50	3,953,373.50
044	Waste Reduction, Recycling, and Litter Control	10,962,524.45	1,303,563.67	1,006,650.95	11,259,437.17	55.51	11,259,492.68
045	State Vehicle Parking	(882,553.49)	315,134.98	291,423.51	(858,842.02)	356.74	(858,485.28)
048	Marine Fuel Tax Refund	260,504.71	260,504.71	260,504.71
04E	Uniform Commercial Code	2,837,009.62	232,974.00	107,113.66	2,962,869.96	2,962,869.96

RECEIPTS AND DISBURSEMENTS FOR TREASURY FUNDS

	October 1, 2021		October 2021		October 31, 2021		
	Beginning Book Balance		Plus Receipts	Less Disbursements	Ending Book Balance	Outstanding Warrants	Ending Cash Balance
SPECIAL REVENUE FUNDS (Continued)							
04H Surface Mining Reclamation	\$ 2,235,295.86	\$	95.27	\$ 11,334.94	\$ 2,224,056.19	\$	\$ 2,224,056.19
04M Recreational Fisheries Enhancement	1,650,660.22		32,222.45	75,675.67	1,607,207.00	86.08	1,607,293.08
04R Drinking Water Assistance	110,915,331.93		24,330,342.03	4,108,348.13	131,137,325.83	2,157.50	131,139,483.33
04V Vehicle License Fraud	408,124.62		3,395.90	411,520.52	411,520.52
04W Waterworks Operator Certification	1,147,543.65		16,152.76	19,757.45	1,143,938.96	1,143,938.96
058 Public Works Assistance	20,131,023.17		4,528,321.18	8,470,633.48	16,188,710.87	364,934.32	16,553,645.19
05H Disaster Response	(4,304,172.31)		2,699,774.99	6,899,605.82	(8,504,003.14)	644,085.98	(7,859,917.16)
05R Drinking Water Assistance Administrative	4,007,368.33		1,491.91	25,224.72	3,983,635.52	3,983,635.52
05W State Drought Preparedness and Response	2,281,433.53		2,281,433.53	2,281,433.53
06A Salmon Recovery	27,893.34		27,893.34	27,893.34
06G Real Estate Appraiser Commission	622,119.97		89,788.76	37,813.15	674,095.58	28,650.00	702,745.58
06K Lead Paint	198,597.28		6,525.00	724.86	204,397.42	125.00	204,522.42
06L Business and Professions	3,364,926.50		4,541,355.19	646,545.00	7,259,736.69	6,147.00	7,265,883.69
06R Real Estate Research	830,018.47		25,140.00	10.00	855,148.47	855,148.47
06T License Plate Technology	855,644.42		141,897.37	3,630.32	993,911.47	17.07	993,928.54
071 Warm Water Game Fish	1,674,269.54		39,286.35	99,184.05	1,614,371.84	217.07	1,614,588.91
07W Domestic Violence Prevention	2,003,934.65		101,316.47	25,089.19	2,080,161.93	18,190.03	2,098,351.96
080 Grade Crossing Protective	215,332.31		79.71	215,412.02	215,412.02
081 State Patrol Highway	18,620,344.37		20,119,289.87	25,040,001.96	13,699,632.28	68,170.18	13,767,802.46
082 Motorcycle Safety Education	2,726,590.31		194,318.74	207,524.33	2,713,384.72	80.00	2,713,464.72
084 Building Code Council	961,623.87		117,237.63	71,009.62	1,007,851.88	1,007,851.88
086 Fire Service Training	678,113.53		12,556.82	361,218.11	329,452.24	10,906.11	340,358.35
087 Park Land Trust Revolving	3,173,853.19		187,363.18	153,793.01	3,207,423.36	296.38	3,207,719.74
08A Education Legacy Trust	560,276,545.58		83,216,615.04	16,335,040.12	627,158,120.50	614,049.26	627,772,169.76
08H Military Department Rental and Lease	3,442,983.49		1,334,602.12	12,119.09	4,765,466.52	152.80	4,765,619.32
08K Problem Gambling	1,027,659.11		153,017.83	69,044.08	1,111,632.86	1,111,632.86
08M Small City Pavement and Sidewalk	1,974,902.13		90,415.13	354,492.61	1,710,824.65	1,710,824.65
08R Waste Tire Removal	1,288,532.08		385,483.07	65,585.44	1,608,429.71	1,608,429.71
094 Transportation Infrastructure	5,877,950.98		102,399.87	1,380.33	5,978,970.52	5,978,970.52
095 Electrical License	13,746,063.45		3,440,602.80	3,250,567.59	13,936,098.66	13,631.97	13,949,730.63
096 Highway Infrastructure	2,066,152.15		754.67	2,066,906.82	2,066,906.82
097 Recreational Vehicle	3,466,204.88		52,714.37	393.52	3,518,525.73	9.00	3,518,534.73
099 Puget Sound Capital Construction	18,517,730.02		958,892.79	11,074,204.96	8,402,417.85	84,690.39	8,487,108.24
09E Freight Mobility Investment	10,657,710.25		3,656.41	256,280.18	10,405,086.48	10,405,086.48
09H Transportation Partnership	(14,906,890.07)		11,462,251.94	14,088,380.42	(17,533,018.55)	453,225.12	(17,079,793.43)
09P City-County Assistance	5,192.02		3,716,584.13	3.45	3,721,772.70	3,721,772.70
09T Washington Main Street Trust Fund	52,138.16		52,138.16	52,138.16
102 Rural Arterial Trust	20,502,020.98		1,773,318.57	5,007,785.01	17,267,554.54	17,267,554.54
104 Limited Fish And Wildlife	20,956,898.41		1,288,946.92	1,228,917.80	21,016,927.53	34,401.02	21,051,328.55

RECEIPTS AND DISBURSEMENTS FOR TREASURY FUNDS

	October 1, 2021		October 2021		October 31, 2021						
	Beginning Book Balance		Plus Receipts	Less Disbursements	Ending Book Balance	Outstanding Warrants	Ending Cash Balance				
SPECIAL REVENUE FUNDS (Continued)											
106 Highway Safety	\$ 52,603,850.84	\$	12,066,130.29	\$	12,611,144.54	\$	52,058,836.59	\$	72,724.69	\$	52,131,561.28
107 Liquor Excise Tax	14,391,118.47		1,955,782.11		11,682,024.30		4,664,876.28				4,664,876.28
108 Motor Vehicle	428,712,215.29		136,352,900.07		138,652,436.75		426,412,678.61		3,236,731.71		429,649,410.32
109 Puget Sound Ferry Operations	10,831,760.31		15,109,194.43		25,265,021.94		675,932.80		167,413.67		843,346.47
10A Aquatic Algae Control	575,071.54		2,928.33		7,032.38		570,967.49		101.00		571,068.49
10B Home Security Fund	78,470,208.79		12,468,407.05		2,485,516.71		88,453,099.13		840.00		88,453,939.13
10G Water Rights Tracking System	156,480.76		4,074.26				160,555.02				160,555.02
110 Special Wildlife	6,441,046.76		40,250.62		159,086.61		6,322,210.77		16,026.33		6,338,237.10
111 Public Service Revolving	8,596,425.55		152,576.55		1,942,587.36		6,806,414.74		59,907.68		6,866,322.42
113 Common School Construction	16,496,508.53		1,221,799.56		(488,063.03)		18,206,371.12		320.83		18,206,691.95
116 Basic Data	92,236.01				63,395.25		28,840.76				28,840.76
119 Unemployment Compensation Administration	(362,471.10)		26,941,449.27		26,976,517.52		(397,539.35)		4,030,981.14		3,633,441.79
11B Regional Mobility Grant Program	51,591,064.42		15,888.79		108,836.24		51,498,116.97				51,498,116.97
11E Freight Mobility Multimodal	8,126,979.30		2,803.02		7,218.90		8,122,563.42				8,122,563.42
11H Forest and Fish Support	4,915,935.50		520,928.56		96,760.39		5,340,103.67				5,340,103.67
11K Washington Auto Theft Prevention Authority	82,667.53		231,018.93		223,739.50		89,946.96		4.46		89,951.42
120 Administrative Contingency	25,778,745.48		298,114.11		1,471,691.69		24,605,167.90				24,605,167.90
12C Affordable Housing For All	8,541,446.97		21,814,444.61		706,184.48		29,649,707.10				29,649,707.10
12M Charitable Organization Education	1,454,532.44		45,140.00				1,499,672.44				1,499,672.44
12T Traumatic Brain Injury	1,659,856.89		107,493.62		188,987.07		1,578,363.44				1,578,363.44
134 Employment Services Administrative	34,732,013.20		1,961,042.25		3,161,643.61		33,531,411.84		218,896.32		33,750,308.16
138 Insurance Commissioner's Regulatory	33,178,433.01		147,706.30		2,601,601.00		30,724,538.31		48,469.71		30,773,008.02
144 Transportation Improvement	15,653,898.78		8,710,959.11		6,881,177.21		17,483,680.68		22.10		17,483,702.78
146 Firearms Range	1,808,239.20		17,908.56				1,826,147.76				1,826,147.76
14A Wildlife Rehabilitation	625,604.11		15,389.71		52,837.47		588,156.35		23,318.41		611,474.76
14G Ballast Water and Biofouling Management	38,656.87						38,656.87				38,656.87
14M Financial Fraud & ID Theft	932,341.65				28,237.25		904,104.40				904,104.40
14R Military Active State Service	542,148.14				17,864.37		524,283.77				524,283.77
14V Ignition Interlock Device	912,842.13		411,886.25		387,635.21		937,093.17		45.00		937,138.17
150 Low-Income Weatherization/ Structural Rehabilitation Assistance	1,571,919.51		574.49		2,408.43		1,570,085.57				1,570,085.57
153 Rural Mobility Grant Program	7,684,957.27		1,405.86		137,705.40		7,548,657.73				7,548,657.73
154 New Motor Vehicle Arbitration	1,257,678.27		51,756.00		60,832.41		1,248,601.86		9,285.50		1,257,887.36
158 Aquatic Land Dredged Material Disposal Site	396,238.39		9.92		(110.00)		396,358.31				396,358.31
159 Parks Improvement	1,206,822.26		43,034.86		28,344.61		1,221,512.51		5,870.72		1,227,383.23
15H Cleanup Settlement	59,183,900.19		21,688.14		145,117.90		59,060,470.43				59,060,470.43
15M Biotoxin	590,899.84		72,243.50		55,474.60		607,668.74		3,396.85		611,065.59
160 Wood Stove Education and Enforcement	602,463.65		25,886.82		16,738.00		611,612.47				611,612.47
162 Farm Labor Contractor	133,335.23		70.00				133,405.23				133,405.23
167 Natural Resources Conservation Areas Stewardship	520,303.17		37.71				520,340.88				520,340.88

RECEIPTS AND DISBURSEMENTS FOR TREASURY FUNDS

	October 1, 2021		October 2021		October 31, 2021		
	Beginning Book Balance		Plus Receipts	Less Disbursements	Ending Book Balance	Outstanding Warrants	Ending Cash Balance
SPECIAL REVENUE FUNDS (Continued)							
16A Judicial Stabilization Trust	\$ 1,774,934.06	\$	390,152.82	\$ 74,872.79	\$ 2,090,214.09	\$ 2,500.00	\$ 2,092,714.09
16J SR 520 Corridor	74,147,784.34		(5,024,141.86)	(3,081,109.66)	72,204,752.14	199,489.93	72,404,242.07
16M Appraisal Management Company	120,165.30		146,653.00	6,962.90	259,855.40		259,855.40
16P Marine Resources Stewardship Trust	24,823.71		9.07		24,832.78		24,832.78
16W Hospital Safety Net Assessment	109,457,905.04		3,617,401.37	62,043,521.57	51,031,784.84		51,031,784.84
172 Basic Health Plan Trust	8,781,699.00				8,781,699.00		8,781,699.00
176 Water Quality Permit	16,828,119.89		4,010,154.29	2,244,376.25	18,593,897.93	9,453.66	18,603,351.59
17B Home Visiting Services	3,053,103.96		7,845,178.05	1,839,105.24	9,059,176.77		9,059,176.77
17N Complete Streets Grant Program	1,891,214.00				1,891,214.00		1,891,214.00
17P SR520 Civil Penalties	4,038,494.49		(22,898.63)	24,190.03	3,991,405.83	4,851.40	3,996,257.23
17T Health Benefit Exchange	25,365,343.82		1,791,833.94		27,157,177.76		27,157,177.76
17W Limousine Carriers	76,077.56				76,077.56		76,077.56
182 Underground Storage Tank	2,607,618.82		349,006.72	199,428.02	2,757,197.52	113.29	2,757,310.81
186 County Arterial Preservation	1,119,644.34		1,363,205.84	1,425,684.47	1,057,165.71		1,057,165.71
18J Capital Vessel Replacement	35,505,821.35		2,515,542.08	89,322.96	37,932,040.47	299.25	37,932,339.72
18L Hydraulic Project Approval							
199 Biosolids Permit	1,135,225.62		1,733.26	122,718.48	1,014,240.40	751.60	1,014,992.00
19A Medicaid Fraud Penalty	3,302,835.99		2,456,112.52	161,728.63	5,597,219.88	2,382.43	5,599,602.31
19C Forest Practice Application	134,109.83		37.71	(19,270.88)	153,418.42	200.00	153,618.42
19T DOL Technology Improvement and Data Management	775,621.83		44,386.15	30,595.42	789,412.56		789,412.56
19V Andy Hill Cancer Research Endowment Fund	11,577,374.44		1,747,074.21	228,354.81	13,096,093.84		13,096,093.84
200 Regional Fisheries Enhancement Salmonid Recovery	33,470.86				33,470.86		33,470.86
201 Department of Licensing Services	3,825,137.46		285,169.73	149,818.62	3,960,488.57	88.63	3,960,577.20
202 Medical Test Site Licensure	1,231,574.38		(60,511.71)	133,369.60	1,037,693.07		1,037,693.07
204 Volunteer Fire Fighters' and Reserve Officers' Administrative	2,642,777.98		76,024.05	40,555.83	2,678,246.20		2,678,246.20
207 Hazardous Waste Assistance	5,059,976.06		29,590.83	326,779.43	4,762,787.46	5,773.81	4,768,561.27
20B Brownfield Redevelopment Trust Fund							
20H Connecting Washington	487,569,541.76		25,671,369.22	85,930,607.76	427,310,303.22	2,380,293.19	429,690,596.41
20J Electric Vehicle	12,230,302.34		(1,305,213.16)	10,251.20	10,914,837.98	750.00	10,915,587.98
20M Puget Sound Taxpayer Accountability	1,045,947.78		1,419,742.22		2,465,690.00		2,465,690.00
20N Transportation Future Funding Program	5,781,099.30		2,111.57		5,783,210.87		5,783,210.87
20R Radioactive Mixed Waste	144,765.54		2,642,237.75	1,104,225.11	1,682,778.18	12,521.95	1,695,300.13
20T PLIA Underground Storage Tank Revolving	18,314,792.67		7,327.90	172,892.01	18,149,228.56		18,149,228.56
215 Special Category C	13,056,601.72		556,651.65	599,315.08	13,013,938.29		13,013,938.29
216 Air Pollution Control	16,976,659.50		43,730.21	124,346.47	16,896,043.24	15,582.09	16,911,625.33
217 Oil Spill Prevention	7,510,369.26		599,833.07	388,064.38	7,722,137.95	363.40	7,722,501.35
218 Multimodal Transportation	245,206,197.02		25,160,449.24	5,194,333.66	265,172,312.60	17,889.10	265,190,201.70
21E Concealed Pistol License Renewal	340,897.82		6,964.44	1,467.13	346,395.13		346,395.13
21H Wastewater Treatment Plant Operator Certification	457,379.31		1,830.39	26,001.69	433,208.01	299.00	433,507.01

RECEIPTS AND DISBURSEMENTS FOR TREASURY FUNDS

	October 1, 2021		October 2021		October 31, 2021		
	Beginning Book Balance		Plus Receipts	Less Disbursements	Ending Book Balance	Outstanding Warrants	Ending Cash Balance
SPECIAL REVENUE FUNDS (Continued)							
21M Distracted Driving Prevention	\$ 25,932.18	\$	1,552.50	\$	27,484.68	\$	27,484.68
21S Aquatic Invasive Species Management	292,206.45		(2,398.33)		253,438.65	789.92	254,228.57
21V Construction Registration Inspection	3,720,450.79		2,278,693.59		4,592,015.85	3,310.04	4,595,325.89
222 Freshwater Aquatic Weeds	1,359,780.44		23,166.49		1,332,091.13	3.00	1,332,094.13
223 State Oil Spill Response	3,557,281.10		173,283.89		3,709,041.70		3,709,041.70
22J Abandoned Recreational Vehicle Disposal	1,942,213.18		105,910.40		2,027,654.47	18.00	2,027,672.47
22M Energy Efficiency	8,227,519.19				8,210,081.05		8,210,081.05
22R Internet Consumer Access							
22U Secure Drug Take-Back Program	985,030.67		24.49		940,114.08		940,114.08
22W Public Disclosure Transparency	1,727,325.85		23,317.50		1,713,265.87	900.00	1,714,165.87
234 Public Works Administration	8,666,186.01		348,229.77		8,298,657.95	15,859.03	8,314,516.98
235 Youth Tobacco & Vapor Product Prevention	1,569,785.58		98,998.84		1,584,851.91	3,822.50	1,588,674.41
237 Recreation Access Pass	2,213,446.90		(447,259.80)		1,761,947.10	5,843.50	1,767,790.60
23G Vulnerable Roadway User Education	8,319.26		758.65		9,077.91		9,077.91
23N Model Toxics Control Capital	157,113,941.49		6,667,027.39		162,309,422.60	151,978.88	162,461,401.48
23P Model Toxics Control Operating	66,666,207.43		12,290,918.52		71,614,063.42	402,755.30	72,016,818.72
23R Model Toxics Control Stormwater	56,554,877.87		3,031,255.53		58,378,159.77		58,378,159.77
23S Puget Sound Gateway Facility			8,345,006.15		8,345,006.15		8,345,006.15
23T Congestion Relief Traffic Safety	91,579.93		1,383.82		92,963.75		92,963.75
23V Voluntary Cleanup	230,940.26		9,083.57		240,023.83		240,023.83
23W Paint Product Stewardship	6,375.61				6,375.61		6,375.61
24B Foundational Public Health Services	12,721,165.97		(364,511.32)		12,357,335.02		12,357,335.02
24J Workforce Education Investment	81,784,118.18		28,577,894.56		98,587,741.32		98,587,741.32
24K Agency Financial Transaction	6,029,600.77		696,960.23		5,992,147.53		5,992,147.53
24L Ambulance Transport	1,922,269.53		1,788,379.07		3,710,648.60		3,710,648.60
24N Fish, Wildlife, and Conservation	7,096,629.05		3,737,399.95		7,315,170.15	99,305.98	7,414,476.13
24P Insurance Commissioner's Fraud	1,799,714.89		4,759.00		1,654,664.53	432.05	1,655,096.58
24Q Cooper Jones Active Transportation Safety			481,381.00		481,381.00		481,381.00
24V Telebehavioral Health Access							
25M State Health Care Affordability							
25N Statewide 988 Behavioral Health Crisis Response & Suicide Prevention Line					(18,960.16)		(18,960.16)
25Q Clean Fuels Program							
25T Refrigerant Emission Management							
25U Department of Licensing Wage Lien							
25W Driver Licensing Technology Support					(74.00)		(74.00)
260 University of Washington Operating Fees	123.54				123.54		123.54
262 Manufactured Home Installation Training	624,256.23		22,054.61		678,607.07	932.96	679,540.03
263 Community and Economic Development Fee	5,636,602.91		333,954.18		5,940,766.72	35.84	5,940,802.56
267 Recreation Resources	26,500,147.26		873,802.39		26,495,733.19	29,326.31	26,525,059.50

RECEIPTS AND DISBURSEMENTS FOR TREASURY FUNDS

	October 1, 2021		October 2021		October 31, 2021		
	Beginning Book Balance		Plus Receipts	Less Disbursements	Ending Book Balance	Outstanding Warrants	Ending Cash Balance
SPECIAL REVENUE FUNDS (Continued)							
268 Nonhighway and Off-Road Vehicle Activities (NOVA) Program	\$ 10,924,484.40	\$	\$ 623,838.42	\$	\$ 121,774.79	\$	\$ 11,426,548.03
269 Parks Renewal and Stewardship	38,263,913.06		6,924,560.71		6,295,160.02	211,312.73	39,104,626.48
26A Carbon Emissions Reduction
26B Climate Investment
26C Climate Commitment
26D Natural Climate Solutions
26E Air Quality and Health Disparities Improvement
271 Washington State University Operating Fees
275 Central Washington University Operating Fees
277 State Agency Parking	366,670.82		1,515.00		18,802.60		349,383.22
285 Growth Management Planning and Environmental Review	3,546,840.05		467,302.50		12,606.29		4,001,536.26
296 Columbia River Basin Water Supply Rev Recovery	5,530,019.73		465,098.42		28,133.72		5,966,984.43
315 Dedicated Marijuana Fund	146,520,451.45		44,318,927.99		14,047,318.99	17,616.93	176,809,677.38
319 Public Health Supplemental	3,109,577.70		263,941.72		101,761.66	10,000.00	3,281,757.76
404 State Treasurer's Service	41,530,433.63		2,262,216.63		851,843.44	1,677.95	42,942,484.77
408 Coastal Protection	1,584,539.27		5,116.84		1,589,656.11
441 Local Government Archives	4,077,768.40		461,983.14		324,373.00	476.27	4,215,854.81
500 Perpetual Surveillance and Maintenance	48,637,430.45		17,765.02		48,655,195.47
507 Oyster Reserve Land	483,127.06		29,429.80		43,315.52	469,241.34
511 Tacoma Narrows Toll Bridge	9,701,097.84		(4,932,424.24)		(3,439,460.14)	233,361.04	8,441,494.78
513 Derelict Vessel Removal	1,162,834.16		8,785.00		105,641.86	3.00	1,065,980.30
532 Washington Housing Trust Fund	65,931,120.37		307,022.87		2,792,021.98	63,446,121.26
535 Alaskan Way Viaduct Replacement Project	17,601,601.22		(502,224.86)		(706,883.08)	103,762.67	17,910,022.11
549 Election	7,136,619.21		2,620.84		60,705.42	1,900.00	7,080,434.63
550 Transportation 2003	(3,872,344.80)		3,223,958.79		23,465.00	694.40	(671,156.61)
562 Skilled Nursing Facility Safety Net Trust	4,854,259.70		4,399.86		681,512.93	6,883.00	4,184,029.63
564 Water Pollution Control Revolving Administration	5,327,147.83		208,911.42		196,416.83	5,339,642.42
565 Yakima Integrated Plan Implementation Revenue Recovery
566 Community Forest Trust	179,325.30		65.50		(958.00)	180,348.80
571 Multiuse Roadway Safety	855,391.05		17,979.97		873,371.02
595 I-405 and SR-167 Express Toll Lanes	67,200,375.47		(391,982.79)		29,729.20	78,866.41	66,857,529.89
600 Department of Retirement Systems Expense	18,514,520.10		4,307,515.60		3,784,102.85	13,501.09	19,051,433.94
689 Rural Washington Loan	1,447,087.93		528.55		2,257.43	1,445,359.05
727 Water Pollution Control Revolving	467,096,141.20		9,435,668.13		3,206,225.14	473,325,584.19
733 Capitol Campus Reserve
777 Prostitution Prevention and Intervention	175,629.71		498.94		3,476.69	172,651.96
785 State Educational Trust Fund	2,464,835.75		107,799.60		2,572,635.35
818 Youth Athletic Facility	42,659,467.15		15,582.07		5,769.18	42,669,280.04
825 Tobacco Settlement

RECEIPTS AND DISBURSEMENTS FOR TREASURY FUNDS

	October 1, 2021	October 2021		October 31, 2021		
	Beginning Book Balance	Plus Receipts	Less Disbursements	Ending Book Balance	Outstanding Warrants	Ending Cash Balance
SPECIAL REVENUE FUNDS (Continued)						
844 Money-Purchase Retirement Savings Administrative	\$	\$	\$	\$	\$	\$
851 Developmental Disabilities Community Services	5,441,170.35	51,001,987.41	(1,176.52)	56,444,334.28	56,444,334.28
874 OASI Revolving	212,779.16	14,600.06	198,179.10	0.76	198,179.86
887 Public Facilities Construction Loan Revolving	25,886,030.16	66,302.28	54,543.24	25,897,789.20	25,897,789.20
888 Deferred Compensation Administrative	838,628.24	1,861,862.86	158,072.50	2,542,418.60	1,006.08	2,543,424.68
893 Radiation Perpetual Maintenance	\$359,497.42	131.30	359,628.72	359,628.72
TOTAL SPECIAL REVENUE FUNDS	\$ 4,467,927,962.25	\$ 691,591,364.09	\$ 566,594,696.76	\$ 4,592,924,629.58	\$ 14,814,053.15	\$ 4,607,738,682.73
DEBT SERVICE FUNDS						
303 Highway Bond Retirement	\$ 57,120,938.16	\$ 47,758,984.17	\$	\$ 104,879,922.33	\$	\$ 104,879,922.33
304 Ferry Bond Retirement	7,097,571.62	923,517.19	8,021,088.81	8,021,088.81
305 Transportation Improvement Board Bond Retirement	4,262,133.40	512,559.30	4,774,692.70	4,774,692.70
347 Washington State University Bond Retirement	24,708,881.87	1,478,145.10	(113,320.57)	26,300,347.54	26,300,347.54
348 University of Washington Bond Retirement	12,461,385.47	6,670,737.76	1,886,768.99	17,245,354.24	17,245,354.24
380 Debt-Limit General Fund Bond Retirement
381 Debt-Limit Reimbursable Bond Retirement
382 Nondebt-Limit General Fund Bond Retirement
383 Nondebt-Limit Reimbursable Bond Retirement
384 Nondebt-Limit Proprietary Appropriated Bond Retirement
385 Nondebt-Limit Proprietary Nonappropriated Bond Retirement
386 Nondebt-Limit Revenue Bond Retirement
389 Toll Facility Bond Retirement	\$17,919,686.09	4,248,670.99	22,168,357.08	22,168,357.08
TOTAL DEBT SERVICE FUNDS	\$ 123,570,596.61	\$ 61,592,614.51	\$ 1,773,448.42	\$ 183,389,762.70	\$	\$ 183,389,762.70
CAPITAL PROJECTS FUNDS						
01L Higher Education Construction	\$	\$	\$	\$	\$	\$
036 Capitol Building Construction	695,375.24	687.67	(431,033.58)	1,127,096.49	1,127,096.49
056 State Higher Education Construction	2,475.92	0.90	2,476.82	2,476.82
057 State Building Construction	434,893,381.50	2,042,551.97	144,789,856.53	292,146,076.94	3,800,396.47	295,946,473.41
060 Community and Technical College Capital Projects	9,597,444.95	5,456,839.82	786,690.55	14,267,594.22	14,267,594.22
061 Eastern Washington University Capital Projects	5,656,070.56	797,576.67	552,942.73	5,900,704.50	5,900,704.50
062 Washington State University Building	29,573,721.38	10,421.10	29,584,142.48	29,584,142.48
063 Central Washington University Capital Projects	5,754,571.74	200,533.59	521,738.70	5,433,366.63	5,433,366.63
064 University of Washington Building	3,534,809.49	6,561,438.38	3,223,108.59	6,873,139.28	6,873,139.28
065 Western Washington University Capital Projects	6,164,983.34	200,742.59	498,396.12	5,867,329.81	5,867,329.81
066 The Evergreen State College Capital Projects	2,838,648.94	199,537.74	7.75	3,038,178.93	3,038,178.93
075 State Social and Health Services Construction	9,396.39	9,396.39	9,396.39
18B Columbia River Basin Tax Bond Water Supply Development	1,254,306.00	458.14	1,254,764.14	1,254,764.14
245 Public Safety Reimbursable Bond	4.12	4.12	4.12
246 Community and Technical College Forest Reserve	5,157,395.62	5,157,395.62	5,157,395.62

RECEIPTS AND DISBURSEMENTS FOR TREASURY FUNDS

		October 1, 2021	October 2021		October 31, 2021		
		Beginning Book Balance	Plus Receipts	Less Disbursements	Ending Book Balance	Outstanding Warrants	Ending Cash Balance
CAPITAL PROJECTS FUNDS (Continued)							
289	Thurston County Capital Facilities	\$ 14,740,185.70	\$ 320,236.42	\$ 71,055.62	\$ 14,989,366.50	\$	\$ 14,989,366.50
357	Gardner-Evans Higher Education Construction	45,698.05	45,698.05	45,698.05
364	Military Department Capital	1,549,940.91	2,711.66	1,547,229.25	1,547,229.25
367	Chehalis Basin Taxable
373	Coronavirus Capital Projects
TOTAL CAPITAL PROJECTS FUNDS		\$ 521,468,409.85	\$ 15,791,024.99	\$ 150,015,474.67	\$ 387,243,960.17	\$ 3,800,396.47	\$ 391,044,356.64
PERMANENT FUNDS							
04B	Natural Resources Real Property Replacement	\$ 6,701,243.35	\$ 302,511.15	\$	\$ 7,003,754.50	\$	\$ 7,003,754.50
601	Agricultural Permanent	53,949.29	(88,712.89)	142,662.18	142,662.18
603	Millersylvania Park Trust	5,767.20	2.10	5,769.30	5,769.30
604	Normal School Permanent	68,267.39	(155,593.47)	223,860.86	223,860.86
605	Permanent Common School	63,466.45	8,274.50	55,191.95	55,191.95
606	Scientific Permanent	54,939.57	(429,680.95)	484,620.52	484,620.52
607	State University Permanent	\$150,890.47	(2,608.54)	153,499.01	153,499.01
TOTAL PERMANENT FUNDS		\$ 7,098,523.72	\$ 302,513.25	\$ (668,321.35)	\$ 8,069,358.32	\$	\$ 8,069,358.32
ENTERPRISE FUNDS							
12V	PEBB Medical Benefits Admin	\$	\$	\$	\$	\$	\$
401	Correctional Industries	18,448,677.50	8,394,498.85	9,285,268.07	17,557,908.28	140,941.80	17,698,850.08
407	Secretary of State's Revolving	8,802,174.91	817,423.56	692,147.03	8,927,451.44	84,186.41	9,011,637.85
418	State Health Care Authority Administrative	3,015,362.88	1,544,049.00	1,288,970.80	3,270,441.08	1,324.06	3,271,765.14
492	School Employees' Insurance Administrative	9,778,570.15	824.56	959,513.84	8,819,880.87	917.73	8,820,798.60
578	Lottery Administrative	1,540,139.76	1,344,066.11	1,363,460.61	1,520,745.26	5,623.86	1,526,369.12
608	Accident	62,656.24	153,782,912.99	155,765,943.82	(1,920,374.59)	12,090,129.15	10,169,754.56
609	Medical Aid	7,983,934.56	139,180,356.49	140,353,950.36	6,810,340.69	3,388,278.12	10,198,618.81
610	Accident Reserve	532,144.77	76,257,293.77	76,755,652.19	33,786.35	1,204,228.03	1,238,014.38
881	Supplemental Pension	473,212.24	124,490,094.31	123,480,701.35	1,482,605.20	2,373,393.67	3,855,998.87
883	Second Injury	\$79,517,498.78	(1,224,144.04)	180,450.52	78,112,904.22	26,057.64	78,138,961.86
TOTAL ENTERPRISE FUNDS		\$ 130,154,371.79	\$ 504,587,375.60	\$ 510,126,058.59	\$ 124,615,688.80	\$ 19,315,080.47	\$ 143,930,769.27
INTERNAL SERVICE FUNDS							
006	Public Records Efficiency, Preservation & Access	\$ 1,440,586.87	\$ 835,330.18	\$ 565,731.53	\$ 1,710,185.52	\$ 10,977.25	\$ 1,721,162.77
405	Legal Services Revolving	19,341,736.07	10,573,972.36	14,087,666.78	15,828,041.65	691,188.93	16,519,230.58
410	Transportation Equipment	27,871,174.29	877,165.26	31,047.40	28,717,292.15	421,769.42	29,139,061.57
415	Personnel Service	17,612,782.83	1,295,974.00	616,280.65	18,292,476.18	305.40	18,292,781.58
455	Higher Education Personnel Service	481,327.93	243,420.00	56,464.01	668,283.92	98.14	668,382.06
468	OFM Central Service	208,904.16	3,463,297.74	354,462.26	3,317,739.64	3,317,739.64
483	Auditing Services Revolving	(1,036,789.58)	924,750.03	390,391.74	(502,431.29)	13,117.89	(489,313.40)

RECEIPTS AND DISBURSEMENTS FOR TREASURY FUNDS

		October 1, 2021	October 2021		October 31, 2021		
		Beginning Book Balance	Plus Receipts	Less Disbursements	Ending Book Balance	Outstanding Warrants	Ending Cash Balance
INTERNAL SERVICE FUNDS (Continued)							
484	Administrative Hearings Revolving	\$ 2,786,564.18	\$ 4,756,801.00	\$ 2,710,156.31	\$ 4,833,208.87	\$ 763.25	\$ 4,833,972.12
TOTAL INTERNAL SERVICE FUNDS		\$ 68,706,286.75	\$ 22,970,710.57	\$ 18,812,200.68	\$ 72,864,796.64	\$ 1,138,220.28	\$ 74,003,016.92
PENSION TRUST FUNDS							
614	Volunteer Firefighters' Relief and Pension Principal	\$ 13,363,019.07	\$ 4,582.58	\$ 1,168,375.40	\$ 12,199,226.25	\$ 143,130.09	\$ 12,342,356.34
615	State Patrol - Plan1	958,745.62	7,974,008.21	7,890,457.32	1,042,296.51	19,258.33	1,061,554.84
616	Judges' Retirement	1,296,042.08	75,480.06	20,520.13	1,351,002.01	1,351,002.01
630	State Patrol - Plan 2	456,067.81	1,870,249.90	1,884,399.40	441,918.31	441,918.31
631	Public Employees' Retirement System Plan 1	2,149,399.02	158,537,423.88	150,651,945.63	10,034,877.27	222,302.32	10,257,179.59
632	Teachers' Retirement System Plan 1	6,679,681.82	118,463,644.62	118,030,622.85	7,112,703.59	142,440.22	7,255,143.81
633	School Employees' Retirement System Combined Plan 2 & 3	6,118,957.54	70,108,373.93	68,986,231.08	7,241,100.39	246,003.72	7,487,104.11
635	Public Safety Employees Retirement System Plan 2	242,749.70	10,906,846.87	10,758,165.12	391,431.45	14,676.32	406,107.77
641	Public Employees' Retirement System Combined Plan 2 & 3	15,151,288.46	324,243,202.69	320,969,155.98	18,425,335.17	831,064.95	19,256,400.12
642	Teachers' Retirement System Combined Plan 2 and 3	18,313,783.66	273,976,965.35	267,326,410.04	24,964,338.97	87,143.79	25,051,482.76
661	Higher Ed Retirement Plan Supplemental Benefit-UW	18.62	535,460.61	535,472.56	6.67	6.67
662	Higher Ed Retirement Plan Supplemental Benefit -WSU	85,474.84	85,474.84
663	Higher Ed Retirement Plan Supplemental Benefit-EWU	4,984.17	14,207.88	12,027.24	7,164.81	7,164.81
664	Higher Ed Retirement Plan Supplemental Benefit-CWU	17,753.38	17,753.38
665	Higher Ed Retirement Plan Supplemental Benefit-TESC	4,178.81	4,178.81
667	Higher Ed Retirement Plan Supplemental Benefit-WWU	21,250.26	21,250.26
668	Higher Ed Retirement Plan Supplemental Benefit -SBCTC	68,182.22	66,639.19	1,543.03	1,543.03
722	Deferred Compensation Principal	5,168,611.28	70,160,903.32	66,778,496.21	8,551,018.39	6,314.32	8,557,332.71
729	Judicial Retirement Principal	10,234.59	23,797.57	23,852.68	10,179.48	10,179.48
819	LEOFF Plan 1 Retirement	2,809,690.61	31,077,977.43	30,713,171.74	3,174,496.30	50,407.78	3,224,904.08
829	LEOFF Plan 2 Retirement	5,600,783.72	71,659,235.29	71,800,581.56	5,459,437.45	408,439.41	5,867,876.86
882	Washington Judicial Retirement System	\$8,691,875.87	1,778,352.16	600,165.88	9,870,062.15	9,870,062.15
TOTAL PENSION TRUST FUNDS		\$ 87,015,933.64	\$ 1,141,607,551.86	\$ 1,118,345,347.30	\$ 110,278,138.20	\$ 2,171,181.25	\$ 112,449,319.45
CUSTODIAL FUNDS							
01P	Suspense	\$ 58,948,801.29	\$ 2,544,384,702.06	\$ 2,551,792,465.14	\$ 51,541,038.21	\$ 86,265.59	\$ 51,627,303.80
01R	Undistributed Receipts	1,875,617.54	1,875,617.54	1,875,617.54
01T	Local Leasehold Excise Tax	98,291.40	(2,233,284.34)	2,331,575.74	2,331,575.74
034	Local Sales and Use Tax
035	State Payroll Revolving	31,937,315.97	568,618,339.97	519,429,867.58	81,125,788.36	2,168,022.28	83,293,810.64
768	Local Real Estate Excise Tax
795	State Investment Board Commingled Monthly Bond	252.79	252.79
865	State Investment Board Commingled Trust	248,787.68	248,787.68

RECEIPTS AND DISBURSEMENTS FOR TREASURY FUNDS

	October 1, 2021	October 2021		October 31, 2021		
	Beginning Book Balance	Plus Receipts	Less Disbursements	Ending Book Balance	Outstanding Warrants	Ending Cash Balance
CUSTODIAL FUNDS (Continued)						
877 OASI Contribution	\$	\$	\$	\$	\$	\$
TOTAL CUSTODIAL FUNDS	\$ 92,860,026.20	\$ 3,113,252,082.50	\$ 3,069,238,088.85	\$ 136,874,019.85	\$ 2,254,287.87	\$ 139,128,307.72
TOTAL TREASURY FUNDS	\$ \$11,112,533,195.29	\$ 9,594,971,437.87	\$ 10,943,193,246.38	\$ 9,764,311,386.78	\$ 97,026,183.13	\$ 9,861,337,569.91

RECEIPTS AND DISBURSEMENTS FOR TREASURER'S TRUST FUNDS

	October 1, 2021	October 2021		October 31, 2021		
	Beginning Book Balance	Plus Receipts	Less Disbursements	Ending Book Balance	Outstanding Warrants	Ending Cash Balance
GENERAL FUND						
06N Local Tax Administration	\$	\$	\$	\$	\$	\$
07F Commercial Fisheries Buyback
08B Foster Care Endowed Scholarship Trust	16,425.97	6.00	16,431.97	16,431.97
08E Individual Development Account Program	2,055.27	0.75	2,056.02	2,056.02
08N State Financial Aid	106,953,016.63	13,595,650.26	54,446,384.40	66,102,282.49	10,519.14	66,112,801.63
08T Transportation Innovative Partnership
10V Invasive Species Council
11M Poet Laureate	115.55	115.55	115.55
11R Hospital Infection Control Grant
12L Outdoor Education and Recreation Prog	486,053.90	2,250,000.00	7,688.78	2,728,365.12	2,728,365.12
12P Geoduck Aquaculture Research	(0.01)	(0.01)	(0.01)
131 Fair	4,264,920.05	1,567.39	33,647.70	4,232,839.74	4,232,839.74
14N Legislative Oral History	25,500.20	25,500.20	25,500.20
14P Skeletal Human Remains Assistance	252,266.89	35.10	252,231.79	252,231.79
15B Food Animal Vet Scholarship
15N Business Assistance
16F Washington State Flag
16K Mortgage Recovery
16R Multiagency Permitting Team	98,067.42	35.82	98,103.24	98,103.24
17R Aerospace Training Student Loan	253,562.73	7,049.63	5,247.23	255,365.13	19.71	255,384.84
18C Native Education Public-Private Partnership
18F High School Completion
18G Opportunity Scholarship Match Transfer	184,117.79	184,117.79	184,117.79
18K 24/7 Sobriety	26,636.20	615.61	27,251.81	27,251.81
18V Science, Technology, Engineering and Math Education Lighthouse
19J Universal Communications Services	74,650.18	5,000,000.00	12,546.14	5,062,104.04	5,062,104.04
20L Early Start	3,467,837.56	2,565,619.64	902,217.92	902,217.92
21J Gina Grant Bull Memorial Legislative Page Scholarship	53,439.11	94.52	53,533.63	53,533.63
21K Skilled Worker Awareness Grant Program	(16,644.52)	(16,644.52)	(16,644.52)
21L Low-Income Home Rehab Revolving Loan Program	78,133.88	5,028.54	83,162.42	83,162.42
21T Suicide-Safer Homes Project	25,000.01	25,000.01	25,000.01
22A State Agency Office Relocation Pool	4,348,650.95	0.01	4,348,650.94	1,141.92	4,349,792.86
22B Highway Worker Memorial Scholarship
22S Landlord Mitigation Program	4,241,276.36	728,437.96	52,658.10	4,917,056.22	129,711.88	5,046,768.10
22V Medical Student Loan	995,479.24	995,479.24	995,479.24
23B Rural Jobs Program Match Transfer
23E Washington History Day	89,458.60	32.68	89,491.28	89,491.28
23F Open Educational Resources
23L Indian Health Improvement Reinvestment	2,772,018.56	10,804,020.33	41,029.30	13,535,009.59	305.19	13,535,314.78

RECEIPTS AND DISBURSEMENTS FOR TREASURER'S TRUST FUNDS

	October 1, 2021	October 2021		October 31, 2021		
	Beginning Book Balance	Plus Receipts	Less Disbursements	Ending Book Balance	Outstanding Warrants	Ending Cash Balance
GENERAL FUND (Continued)						
24A Behavioral Health Loan Repayment Program	\$ 2,692,976.86	\$	\$ 118,017.02	\$ 2,574,959.84	\$ 18,750.00	\$ 2,593,709.84
24F Veterans Service Officer
24W Undocumented Student Support Loan Match
25B Unemployment Insurance Relief	(13,806.52)	30.02	(13,836.54)	(13,836.54)
25E Rosa Franklin Legislative Internship Program Scholarship
25J Department of Transportation Purple Heart State
25K Department of Veterans' Affairs Purple Heart State
25L Military Department Purple Heart State
290 Savings Incentive	2,562,247.77	230,000.00	2,332,247.77	115,000.00	2,447,247.77
447 Information Technology Investment Revolving	31,267,516.63	(7,036,714.21)	577,168.59	23,653,633.83	90.00	23,653,723.83
490 Regional Transportation Investment District
514 Agricultural Conservation Easements
534 Washington Graduate Fellowship Trust	489.80	489.80	489.80
551 Washington Youth and Families	124,634.31	124,634.31	124,634.31
552 Conservation Assistance Revolving	449,209.25	449,209.25	449,209.25
653 Washington Distinguished Professorship Trust
703 COVID-19 Unemployment
704 COVID-19 Public Health Response	598,166,834.40	(393,523,522.34)	(952,442,758.58)	1,157,086,070.64	728,745.14	1,157,814,815.78
743 College Faculty Awards Trust	186.14	186.14	186.14
747 Health Professional Loan Repayment & Scholarship Program	10,063,364.50	1,990,447.09	1,190,454.45	10,863,357.14	53,244.23	10,916,601.37
748 Higher Education Coord. Board for Innovation and Quality
781 Cross-State Trail	473.10	473.10	473.10
793 Health Insurance Pool
817 Stadium and Exhibition Center Construction
835 Four Year Student Child Care in Higher Education	\$76,804.57	76,804.57	76,804.57
TOTAL GENERAL FUND	\$ 774,082,969.33	\$ (366,177,249.97)	\$ (893,162,232.10)	\$ 1,301,067,951.46	\$ 1,057,527.21	\$ 1,302,125,478.67
SPECIAL REVENUE FUNDS						
01F Crime Victims' Compensation	\$ 1,139,462.50	\$ 89,436.81	\$	\$ 1,228,899.31	\$	\$ 1,228,899.31
03K Industrial Insurance Premium Refund	6,111,115.25	274,451.32	71,726.64	6,313,839.93	0.45	6,313,840.38
04F Real Estate Education Program	700,287.12	700,287.12	700,287.12
06H Oral History, State Library, and Archives	25,349.53	20,725.65	19,912.44	26,162.74	26,162.74
06J Securities Prosecution	610,509.21	7,500.00	618,009.21	500.39	618,509.60
07A Mortgage Lending Fraud Prosecution	506,848.93	43,236.40	550,085.33	550,085.33
07B Organ and Tissue Donation Awareness	52,726.63	56,351.62	53,987.88	55,090.37	53,987.88	109,078.25
07E Contract Harvesting Revolving	6,665,522.57	3,173.08	(1,884,738.80)	8,553,434.45	8,553,434.45
07J "Helping Kids Speak"	3,178.00	1,593.67	1,999.66	2,772.01	2,772.01
07K Special License Plate Applicant Trust	12,206.00	12,206.00	12,206.00
07L Legislative International Trade	77.33	77.33	77.33
07N Produce Railcar Pool	50.77	0.02	50.79	50.79

RECEIPTS AND DISBURSEMENTS FOR TREASURER'S TRUST FUNDS

	October 1, 2021		October 2021		October 31, 2021		
	Beginning Book Balance		Plus Receipts	Less Disbursements	Ending Book Balance	Outstanding Warrants	Ending Cash Balance
SPECIAL REVENUE FUNDS (Continued)							
07T Commemorative Works	\$ 3,474.42	\$	1.27	\$	\$ 3,475.69	\$	\$ 3,475.69
07V Fish and Wildlife Enforcement Reward	4,444.82		11,570.88	(102,168.55)	118,184.25	118,184.25
08C Gonzaga University Alumni Association	5,976.70		4,214.00	3,780.00	6,410.70	6,410.70
08F Lighthouse Environmental Programs	12,340.97		7,023.35	6,974.33	12,389.99	12,389.99
08G Flexible Spending Administrative	2,204,799.89		83,387.00	87,169.82	2,201,017.07	2,201,017.07
08J Prescription Drug Consortium	(42,259.99)		(42,259.99)
08L "Ski & Ride Washington"	3,402.23		3,749.68	2,776.67	4,375.24	4,375.24
08P State Parks Education and Enhancement	321,044.84		13,098.15	8,799.25	325,343.74	325,343.74
08V Veterans Stewardship	786,593.04		55,923.12	42,021.45	800,494.71	130.78	800,625.49
08W "Washington's National Park Fund"	29,446.60		25,965.32	24,108.03	31,303.89	31,303.89
098 Eastern Washington Pheasant Enhancement	368,466.63		57,587.20	21,100.77	404,953.06	368.99	405,322.05
09A We Love Our Pets	12,312.91		5,635.01	4,552.34	13,395.58	13,395.58
09B Boating Safety Education Certification	893,460.10		8,665.00	104,283.92	797,841.18	17,825.36	815,666.54
09J Washington Coastal Crab Pot Buoy Tag	60,580.29		51,750.00	719.70	111,610.59	111,610.59
09K Life Sciences Discovery	1,609,322.96		587.25	1,609,910.21	1,609,910.21
09L Nursing Resource Center	451,851.01		56,875.64	137,830.48	370,896.17	10.00	370,906.17
10F "Share the Road"	17,305.37		5,686.34	6,402.66	16,589.05	16,589.05
11A Employment Training Finance	391,508.38		2,863.25	394,371.63	394,371.63
11J Electronic Products Recycling	763,676.70		21,066.16	742,610.54	742,610.54
11P Large On-Site Sewage Systems
11V Veteran Estate Management	32,787.49		29,018.40	33,133.85	28,672.04	196.70	28,868.74
126 Agricultural Local	20,668,914.49		2,064,988.39	1,957,758.97	20,776,143.91	27,860.60	20,804,004.51
128 Grain Inspection Revolving	1,864,248.07		427,483.38	975,514.52	1,316,216.93	1,007.60	1,317,224.53
12E Assisted Living Facility Management	519,306.08		(2,600.00)	521,906.08	521,906.08
12F Manufactured/Mobile Home Dispute Resol	2,492,169.79		55,691.25	38,458.35	2,509,402.69	2,509,402.69
12G Rockfish Research	417,212.15		6,075.02	23,425.60	399,861.57	0.92	399,862.49
12H Uniformed Service Shared Leave Pool	848,663.69		(55,212.53)	903,876.22	903,876.22
12N Get Ready For Math & Science Schlarshp	242,625.05		1,142.86	243,767.91	243,767.91
133 Children's Trust	539,913.91		2,631.24	730.00	541,815.15	541,815.15
14E Washington State Library Operations	7,557,479.95		646,012.04	538,831.00	7,664,660.99	3,251.41	7,667,912.40
14W Reduced Cigarette Ignition Propensity	806,469.15		295.49	8,684.94	798,079.70	798,079.70
15A Transitional Housing Oper & Rent	0.41		0.41	0.41
15T Broadband Mapping
15V Funeral and Cemetery	275,817.52		37,503.00	59,159.55	254,160.97	575.00	254,735.97
15W Guaranteed Asset Protection Waiver	19,750.00		19,750.00	19,750.00
163 Worker and Community Right to Know	4,126,377.70		117,881.28	269,128.48	3,975,130.50	10.00	3,975,140.50
169 Horse Racing Commission Operating	689,244.89		671,889.64	318,431.07	1,042,703.46	612.32	1,043,315.78
16B Landscape Architects' License	272,391.18		17,809.00	19,615.34	270,584.84	300.00	270,884.84
16E Spec Forest Products Outreach/Education	73,018.31		0.90	73,019.21	73,019.21

RECEIPTS AND DISBURSEMENTS FOR TREASURER'S TRUST FUNDS

	October 1, 2021		October 2021		October 31, 2021		
	Beginning Book Balance		Plus Receipts	Less Disbursements	Ending Book Balance	Outstanding Warrants	Ending Cash Balance
SPECIAL REVENUE FUNDS (Continued)							
16G Universal Vaccine Purchase	\$ 15,555,172.40	\$	6,094,497.91	\$ 8,069,144.07	\$ 13,580,526.24	\$	\$ 13,580,526.24
16L Accessible Communities	736,001.18		17,509.53	4,699.44	748,811.27	748,811.27
16N Disabled Veterans Assistance
16T Product Stewardship Programs	288,124.79		1,983.76	286,141.03	286,141.03
17L Foreclosure Fairness	839,947.73		38,350.00	17,481.94	860,815.79	650.00	861,465.79
17M Individual-Based/Portable Background Check Clearance	850,991.29		38,186.00	2,549.23	886,628.06	1,507.20	888,135.26
17V Volunteer Firefighters	6,087.66		2,653.00	2,900.33	5,840.33	5,840.33
180 Local Government Administrative Hearings	240,978.73		6,039.54	3,465.00	243,553.27	243,553.27
189 Clarke-McNary
18A Investing In Innovation	34,347.09		34,347.09	34,347.09
18E Educator Certification Processing	2,087,470.51		133,564.00	179,875.23	2,041,159.28	3,892.69	2,045,051.97
18M Music Matters Awareness	7,219.32		4,736.67	5,203.33	6,752.66	6,752.66
18N Damage Prevention	164,525.13		15,400.00	179,925.13	179,925.13
18R Seattle Sounders FC	7,892.27		4,706.33	5,385.33	7,213.27	7,213.27
190 Forest Fire Protection Assessment	9,255,419.27		2,171.72	571,537.42	8,686,053.57	7,032.03	8,693,085.60
193 State Forest Nursery Revolving	679,273.99		359.26	(316,471.64)	996,104.89	8,064.37	1,004,169.26
195 Energy	0.21		0.21	0.21
197 Statute Law Committee Publications	862,336.84		16,903.55	9,458.14	869,782.25	9.65	869,791.90
198 Access Road Revolving	7,666,030.92		621.25	(388,979.46)	8,055,631.63	145.00	8,055,776.63
19B School for the Blind	3,732,911.88		83,032.68	112,997.41	3,702,947.15	506.25	3,703,453.40
19E 4-H Program	228.66		527.33	228.66	527.33	527.33
19F Seattle Seahawks	102,498.53		30,103.54	50,662.50	81,939.57	81,939.57
19H Center for Deaf/Hard of Hearing Youth	2,079,401.85		74,385.69	2,153,787.54	2,153,787.54
19M Seattle University	45,952.69		616.00	46,568.69	46,568.69
19P Child Rescue	47,797.69		4,689.81	52,487.50	52,487.50
19R Residential Services and Support	112,035.57		112,035.57	112,035.57
19W Wolf-Livestock Conflict	275,107.55		600.00	274,507.55	274,507.55
205 Mobile Home Park Relocation	3,407,486.28		135,369.13	31,271.80	3,511,583.61	3,511,583.61
206 Cost of Supervision	1,380,814.89		138,987.93	129,456.22	1,390,346.60	363.00	1,390,709.60
209 Regional Fisheries Enhancement Group	1,485,827.04		17,421.80	64,704.25	1,438,544.59	1.65	1,438,546.24
20A State Flower	2,837.33		2,167.67	2,214.33	2,790.67	2,790.67
20D CPA Scholarship Transfer	175,000.00		25,000.00	150,000.00	150,000.00
20E WA Internet Crimes Against Children	1,282,152.96		30,724.11	1,251,428.85	1,251,428.85
20G Washington Farmers and Ranchers	303.33		308.00	275.33	336.00	420.00	756.00
20K Licensing & Enforcement System Modernization
20P Nursing Facility Quality Enhancement	4,062,318.70		(362,194.36)	4,424,513.06	4,424,513.06
20W Washington Tennis	9,948.10		112.00	10,060.10	10,060.10
210 Fire Protection Contractor License	530,752.66		67,143.07	53,943.33	543,952.40	543,952.40
213 Veterans' Emblem	21,002.44		273.00	21,275.44	21,275.44

RECEIPTS AND DISBURSEMENTS FOR TREASURER'S TRUST FUNDS

	October 1, 2021		October 2021		October 31, 2021		
	Beginning Book Balance		Plus Receipts	Less Disbursements	Ending Book Balance	Outstanding Warrants	Ending Cash Balance
SPECIAL REVENUE FUNDS (Continued)							
214 Temporary Worker Housing	\$ 44,649.63	\$	29,895.26	\$ 11,327.53	\$ 63,217.36	\$ 75.00	\$ 63,292.36
219 Air Operating Permit	2,431,002.29		110.00	108,445.90	2,322,666.39	120.00	2,322,786.39
21A Washington State Wrestling	613.67		406.00	557.67	462.00	462.00
21C Washington Sexual Assault Kit	580,447.96		241.44	580,689.40	580,689.40
21F Fred Hutch	436.33		357.00	436.33	357.00	436.33	793.33
21G Washington State Aviation	126,956.42		3,042.66	129,999.08	129,999.08
21N NE WA Wolf-Livestock Management	38,329.13		496,029.01	62,858.11	471,500.03	471,500.03
21Q Forest Health Revolving	26,346,162.09		9,939.67	(798,611.81)	27,154,713.57	509.98	27,155,223.55
21U Veteran's In-State Service Shared Leave Pool	168,058.60		168,058.60	168,058.60
21W K-12 Criminal Background Check	104,699.84		517,182.50	281,330.18	340,552.16	45.25	340,597.41
225 Fingerprint Identification	2,001,828.85		1,222,967.10	1,215,298.36	2,009,497.59	3,444.37	2,012,941.96
22G Photovoltaic Module Recycling	360.76		360.76	360.76
22H Foster Parent Shared Leave Pool	166,815.16		23,075.56	1,438.40	188,452.32	188,452.32
22K Watershed Restoration Enhancement	383,250.00		383,250.00	383,250.00
22L Public Use General Aviation Airport Loan Revolving	8,069,249.59		1,994.55	13,936.39	8,057,307.75	100.00	8,057,407.75
22N Fish and Wildlife Federal Lands Revolving
22P Natural Resources Federal Lands Revolving	6,887,744.19		2,589.99	(314,917.93)	7,205,252.11	7,205,252.11
22Q Seattle Mariners	14,016.38		1,845.67	6,408.00	9,454.05	9,454.05
23A Student Loan Advocate	370,155.81		14,907.00	355,248.81	355,248.81
23C Department of Licensing Tuition Recovery	78,381.35		28.63	78,409.98	78,409.98
23D Student Achievement Council Tuition Recovery Trust	151,000.91		18,035.88	169,036.79	169,036.79
23K Smoke Detection Device Awareness	36,533.32		36,533.32	36,533.32
23M County Road Administration Board Emergency Loan	2,002,913.95		731.57	2,003,645.52	2,003,645.52
23U Compostable Products Revolving
24C San Juan Islands Programs	3,523.34		4,197.66	3,607.34	4,113.66	4,113.66
24D Seattle Storm	774.67		168.00	942.67	942.67
24E Washington State Library-Archives Building	11,637,024.33		457,807.08	12,094,831.41	12,094,831.41
24G Hemp Regulatory	366,166.53		2,103.56	21,078.94	347,191.15	5,550.00	352,741.15
24R Energy Independence Act Special
24S Seattle NHL Hockey	3,868.18		3,271.33	1,933.75	5,205.76	1,933.75	7,139.51
24T State Firearms Background Check System	8,340,344.73		118,529.44	8,221,815.29	8,221,815.29
259 Coastal Crab	105,815.35		740.00	6,223.22	100,332.13	15.00	100,347.13
25A Washington Apples	2,088.33		2,835.00	2,088.33	2,835.00	2,835.00
25R Recycled Content
25S Recycling Enhancing
25V Washington State Attorney General Charitable Asset Protection	(2,315.24)		1,332.47	(3,647.71)	(3,647.71)
274 Adult Family Home	622,872.93		536.25	622,336.68	622,336.68
281 Impaired Driving Safety	(131,459.31)		129,785.13	531,469.50	(533,143.68)	94.50	(533,049.18)
283 Juvenile Accountability Incentive	312,300.18		114.07	312,414.25	312,414.25

RECEIPTS AND DISBURSEMENTS FOR TREASURER'S TRUST FUNDS

	October 1, 2021		October 2021		October 31, 2021		
	Beginning Book Balance		Plus Receipts	Less Disbursements	Ending Book Balance	Outstanding Warrants	Ending Cash Balance
SPECIAL REVENUE FUNDS (Continued)							
297 Pipeline Safety	\$ 3,400,973.91	\$	1,665.61	\$ 220,098.32	\$ 3,182,541.20	\$ 1,163.09	\$ 3,183,704.29
298 Geologists'	211,127.74		24,254.00	18,634.56	216,747.18	435.00	217,182.18
300 Financial Services Regulation	38,245,086.69		1,154,451.94	2,700,369.83	36,699,168.80	8,531.46	36,707,700.26
320 Puget Sound Crab Pot Buoy Tag	12,441.07		1,070.00	4,602.31	8,908.76	8,908.76
328 Crim Justice Training Commis Firing Range Maintenance	174,461.00	174,461.00	174,461.00
416 Surplus and Donated Food Commodities Revolving	2,953,548.77		313,551.48	562,763.90	2,704,336.35	18,899.30	2,723,235.65
424 Anti-Trust Revolving	1,814,608.14		2,912.39	844,136.90	973,383.63	375.53	973,759.16
474 School Employees Flexible & Dependent Care Administration	177,507.79	33,350.94	144,156.85	144,156.85
480 Financial Education Public-Private Partnership	114,541.17	114,541.17	114,541.17
485 Horse Racing Owners' Bonus/Breeder Awards	587,668.40		(160,764.12)	8,160.23	418,744.05	8,160.23	426,904.28
495 Toll Collection	25,262,877.80		14,326,474.24	12,059,171.47	27,530,180.57	43,400.09	27,573,580.66
496 Educator Conditional Scholarship	5,293,529.24		21,227.32	47,586.54	5,267,170.02	5,267,170.02
497 Horse Racing Commission Class C Purse Fund	136,358.23		4,129.14	140,487.37	140,487.37
498 Washington State Council of Fire Fighters Benevolent	16,693.37		9,277.34	10,327.34	15,643.37	15,643.37
499 Law Enforcement Memorial	51,784.39		26,831.01	26,289.67	52,325.73	52,325.73
501 Liquor Revolving	5,171,319.91		40,081,743.87	3,546,158.85	41,706,904.93	166,894.26	41,873,799.19
503 Tuition Recovery	4,111,868.10		22,509.99	6,660.01	4,127,718.08	4,127,718.08
515 DNA Data Base	652,981.29		29,053.45	9,780.44	672,254.30	672,254.30
516 Fruit and Vegetable Inspection	10,775,548.10		834,447.67	1,330,311.07	10,279,684.70	1,931.44	10,281,616.14
536 Federal Food Service Revolving	2,024,802.72		3,829,566.71	3,073,823.48	2,780,545.95	151,376.30	2,931,922.25
553 Performance Audits of Government	10,738,306.40		2,150,615.65	1,707,993.93	11,180,928.12	25,280.40	11,206,208.52
561 Community Technical College Innovation	2,545,948.27		1,665,101.95	804,574.97	3,406,475.25	3,406,475.25
687 Rural Rehabilitation	54,562.30		19.92	54,582.22	54,582.22
688 Federal Local Rail Service Assistance	82,569.61		34.98	82,604.59	82,604.59
731 Child Care Facility Revolving	74,578.17		27.24	74,605.41	74,605.41
732 Nursing Home Civil Penalties	1,859,434.38	(14,617.36)	1,874,051.74	1,874,051.74
746 Hanford Area Economic Investment	77,186.66	77,186.66	77,186.66
749 Governor's Interagency Committee of State Employed Women	119,330.47		2,356.32	1,820.10	119,866.69	119,866.69
761 Basic Health Plan Subscription	250,744.09	250,744.09	250,744.09
763 Center for the Improvement of Student Learning	35,600.68	35,600.68	35,600.68
773 Commission on Higher Ed Prof Student Ex Program	51,200.00	51,200.00	51,200.00
774 University of Washington License Plate	97,132.11		26,975.71	124,107.82	124,107.82
776 Washington State University License Plate	250,058.99		60,619.99	310,678.98	28.00	310,706.98
778 Western Washington University License Plate	6,010.67		1,348.67	6,519.39	839.95	839.95
779 Eastern Washington University License Plate	115,136.89		4,382.24	119,519.13	119,519.13
780 School Zone Safety Account	1,295,203.68		10,594.63	93,974.52	1,211,823.79	300.00	1,212,123.79
783 Central Washington University License Plate	6,463.34		1,630.99	8,094.33	8,094.33
784 Miscellaneous Transportation Programs	(7,213,464.43)		28,526,523.05	31,827,533.58	(10,514,474.96)	626,818.76	(9,887,656.20)
786 The Evergreen State College License Plate	22,195.72		840.00	23,035.72	23,035.72

RECEIPTS AND DISBURSEMENTS FOR TREASURER'S TRUST FUNDS

	October 1, 2021		October 2021		October 31, 2021		
	Beginning Book Balance		Plus Receipts	Less Disbursements	Ending Book Balance	Outstanding Warrants	Ending Cash Balance
SPECIAL REVENUE FUNDS (Continued)							
789 Advanced Environmental Mitigation Revolving	\$ 1,110,476.27	\$	9,115.77	\$	\$ 1,119,592.04	\$	\$ 1,119,592.04
816 Stadium and Exhibition Center	1,948,067.64		369,287.25	1,325,194.85	992,160.04	992,160.04
821 Impaired Physician	465,682.47		151,250.00	155,078.90	461,853.57	200.00	462,053.57
823 Livestock Nutrient Management	31,123.62		200.00	31,323.62	31,323.62
833 Developmental Disabilities Endowment Trust	2,202,538.97		479,595.29	220,008.53	2,462,125.73	55,117.19	2,517,242.92
834 Capitol Furnishings Preservation Committee	29,154.41		29,154.41	29,154.41
878 Federal Forest Revolving	4,050.65		1.48	4,052.13	4,052.13
880 Advance Right-of-Way Revolving	45,887,380.77		214,019.23	2,560.14	46,098,839.86	189.12	46,099,028.98
884 Gambling Revolving	14,669,583.20		1,898,150.66	1,312,377.88	15,255,355.98	13,870.78	15,269,226.76
885 Plumbing Certificate	923,971.95		158,603.80	110,518.65	972,057.10	289.33	972,346.43
892 Pressure Systems Safety	\$806,581.25		212,964.15	217,677.44	801,867.96	1,747.64	803,615.60
TOTAL SPECIAL REVENUE FUNDS	\$ 374,208,816.30	\$	111,296,464.66	\$ 74,646,874.45	\$ 410,858,406.51	\$ 1,266,562.34	\$ 412,124,968.85
CAPITAL PROJECTS FUNDS							
366 Watershed Restoration Enhancement Bond	\$ 12,329,896.50	\$	\$ 675,732.29	\$ 11,654,164.21	\$ 7,775.66	\$ 11,661,939.87
377 Watershed Restoration Enhancement Taxable Bond
TOTAL CAPITAL PROJECTS FUNDS	\$ 12,329,896.50	\$	\$ 675,732.29	\$ 11,654,164.21	\$ 7,775.66	\$ 11,661,939.87
PERMANENT FUNDS							
842 American Indian Scholarship Endowment	\$ 296,102.86	\$	109.00	\$	\$ 296,211.86	\$	\$ 296,211.86
852 Foster Care Scholarship Endowment	\$3,873.00		1.41	3,874.41	3,874.41
TOTAL PERMANENT FUNDS	\$ 299,975.86	\$	110.41	\$	\$ 300,086.27	\$	\$ 300,086.27
ENTERPRISE FUNDS							
22E Family and Medical Leave Enforcement	\$ 411,315.13	\$	248.44	\$	\$ 411,563.57	\$	\$ 411,563.57
22F Family and Medical Leave Insurance	221,549,805.01		40,693,703.76	81,278,207.46	180,965,301.31	836,732.12	181,802,033.43
413 Municipal Revolving	3,599,616.95		2,975,542.85	3,046,309.47	3,528,850.33	60,260.84	3,589,111.17
438 Uniform Dental Plan Benefits Administration	1,204,621.53		556,000.00	546,403.20	1,214,218.33	1,214,218.33
439 Uniform Medical Plan Benefits Administration	1,711,183.98		5,639,700.00	687,209.92	6,663,674.06	6,663,674.06
442 Legislative Gift Center	132,411.00		10,807.99	3,919.30	139,299.69	347.31	139,647.00
445 Self-Insured Emplr Overpymt Reimb	372,930.38		34,082.26	407,012.64	407,012.64
446 Industrial Insurance Rainy Day Fund
449 Certificates of Participation and Other Financing - Local	342,116.41		4,334,261.84	4,291,441.84	384,936.41	384,936.41
456 Separately Managed State Treasurer's Service	101,799.54		15,853.87	5,277.05	112,376.36	112,376.36
470 Imaging	94,956.62		21,731.06	38,607.30	78,080.38	78,080.38
473 School Employees Insurance Reserve	57,271,912.84		20,814.81	57,292,727.65	57,292,727.65
475 School Employees Dental Benefits Administration	383,332.48		50,568.00	399,319.20	34,581.28	34,581.28
477 Lottery Investment
493 School Employees' Insurance	(24,970,860.56)		138,890,923.20	130,421,098.72	(16,501,036.08)	339,561.85	(16,161,474.23)
494 School Employees' Benefits Board Administration	262,865.08		3,029,003.00	170,271.42	3,121,596.66	3,121,596.66

RECEIPTS AND DISBURSEMENTS FOR TREASURER'S TRUST FUNDS

	October 1, 2021	October 2021		October 31, 2021		
	Beginning Book Balance	Plus Receipts	Less Disbursements	Ending Book Balance	Outstanding Warrants	Ending Cash Balance
ENTERPRISE FUNDS (Continued)						
543 Judicial Information Systems	\$ (3,812,626.74)	\$ 1,043,783.07	\$ 1,576,155.33	\$ (4,344,999.00)	\$ 24,227.96	\$ (4,320,771.04)
544 Pollution Liability Insurance Program Trust	35,258,735.05	1,884,588.09	798,115.66	36,345,207.48	36,345,207.48
545 Heating Oil Pollution Liability Trust	2,241,559.82	41,115.94	83,942.78	2,198,732.98	2,198,732.98
567 Long-Term Services and Supports Trust	1,794,656.13	19,618,965.02	1,159,678.71	20,253,942.44	20,253,942.44
721 Public Employees' and Retirees' Insurance	154,224,056.35	112,456,303.39	193,087,582.84	73,592,776.90	1,741,014.36	75,333,791.26
730 Public Employees' and Retirees' Insurance Reserve	189,392,007.38	69,009.36	189,461,016.74	189,461,016.74
788 Advanced College Tuition Payment Program	\$8,114,008.42	3,664,156.08	8,282,119.32	3,496,045.18	1,647,172.02	5,143,217.20
TOTAL ENTERPRISE FUNDS	\$ 649,680,402.80	\$ 335,051,162.03	\$ 425,875,659.52	\$ 558,855,905.31	\$ 4,649,316.46	\$ 563,505,221.77
INTERNAL SERVICE FUNDS						
411 Natural Resources Equipment	\$ 12,981,503.25	\$ 1,260.66	\$ (307,306.99)	\$ 13,290,070.90	\$ 15,910.16	\$ 13,305,981.06
421 Education Technology Revolving Fund	5,698,420.59	9,101,902.68	1,221,686.58	13,578,636.69	39,578.19	13,618,214.88
422 General Administration Services	40,358,321.55	20,238,277.80	15,993,626.65	44,602,972.70	262,146.94	44,865,119.64
436 OFM Labor Relations Service	1,080,144.32	1,604,712.64	426,617.33	2,258,239.63	2,258,239.63
444 Fish & Wildlife Equipment	422,557.82	45,532.88	124,730.53	343,360.17	40.35	343,400.52
453 Minority and Women's Business Enterprises	1,162,375.51	378,192.86	271,353.39	1,269,214.98	25.00	1,269,239.98
458 Consolidated Technology Services Revolving	26,648,437.00	28,197,365.24	26,181,635.76	28,664,166.48	776,146.75	29,440,313.23
461 Shared Information Technology System Revolving
466 Statewide Info Tech System Development Revolving	9,012,622.83	28,445,950.74	2,018,645.96	35,439,927.61	35,439,927.61
471 State Patrol Nonappropriated Airplane Revolving	160,602.77	69,486.84	19,314.26	210,775.35	210,775.35
472 Statewide Info Tech System Maintenance & Operations Revolving	8,801,204.80	11,385,698.05	4,640,095.88	15,546,806.97	1,452,832.05	16,999,639.02
546 Risk Management	(733,979.10)	2,609,622.64	1,916,788.17	(41,144.63)	34.00	(41,110.63)
547 Liability	(131,611,246.87)	2,066,183.48	10,566,552.48	(140,111,615.87)	2,427,430.08	(137,684,185.79)
739 Certificates of Participation and Other Financing - State	\$376,698.30	5,726,952.42	3,882,477.74	2,221,172.98	2,221,172.98
TOTAL INTERNAL SERVICE FUNDS	\$ -25,642,337.23	\$ 109,871,138.93	\$ 66,956,217.74	\$ 17,272,583.96	\$ 4,974,143.52	\$ 22,246,727.48
PRIVATE PURPOSE FUNDS						
196 Unclaimed Personal Property	\$ 940,700.55	\$ 7,083,517.59	\$ 4,028,415.69	\$ 3,995,802.45	\$ 4,438,316.59	\$ 8,434,119.04
463 WA College Savings Program	(367,084.96)	99,396.03	63,817.27	(331,506.20)	550.00	(330,956.20)
738 Department of Social and Health Services Trust	53,654.52	53,654.52	53,654.52
799 WA Achieving a Better Life Experience Program	\$24,279.94	6,454.52	30,734.46	30,734.46
TOTAL PRIVATE PURPOSE FUNDS	\$ 651,550.05	\$ 7,189,368.14	\$ 4,092,232.96	\$ 3,748,685.23	\$ 4,438,866.59	\$ 8,187,551.82
PENSION TRUST FUNDS						
838 LEOFF Retirement System Benefits Improvement	\$ 1.75	\$	\$	\$ 1.75	\$	\$ 1.75
TOTAL PENSION TRUST FUNDS	\$ 1.75	\$	\$	\$ 1.75	\$	\$ 1.75
CUSTODIAL FUNDS						
165 Salary Reduction	\$ 6,201,192.00	\$ 4,058,002.83	\$ 1,294,087.70	\$ 8,965,107.13	\$	\$ 8,965,107.13
16C Real Estate/Property Tax Admin Assistance	69,970.00	67,640.00	69,970.00	67,640.00	67,640.00

RECEIPTS AND DISBURSEMENTS FOR TREASURER'S TRUST FUNDS

	October 1, 2021	October 2021		October 31, 2021		
	Beginning Book Balance	Plus Receipts	Less Disbursements	Ending Book Balance	Outstanding Warrants	Ending Cash Balance
CUSTODIAL FUNDS (Continued)						
17A County Enhanced 911 Excise Tax	\$ 6,527,434.10	\$	\$ 99,351.06	\$ 6,428,083.04	\$	\$ 6,428,083.04
525 Washington State Combined Fund Drive	1,090,310.86	402,499.84	282,638.89	1,210,171.81	206,358.25	1,416,530.06
660 Natural Resources Deposit	51,228,969.12	30,651,392.72	28,995,669.81	52,884,692.03	80,991.45	52,965,683.48
734 Centennial Document Preservation and Modernization	1,199,298.23	365,878.26	1,565,176.49	1,565,176.49
737 High Occupancy Vehicle
757 Maritime Historic Restoration and Preservation	4,231.93	181.10	4,413.03	4,413.03
797 Local Tourism Promotion	1,795,994.02	234,298.07	1,561,695.95	1,561,695.95
802 School Employees Salary Reduction	(561,387.89)	1,895,506.11	902,383.09	431,735.13	73.33	431,808.46
847 Separately Managed State Agency Investment
TOTAL CUSTODIAL FUNDS	\$ 67,556,012.37	\$ 37,441,100.86	\$ 31,878,398.62	\$ 73,118,714.61	\$ 287,423.03	\$ 73,406,137.64
TOTAL TREASURER'S TRUST FUNDS	\$ \$1,853,167,287.73	\$ 234,672,095.06	\$ (289,037,116.52)	\$ 2,376,876,499.31	\$ 16,681,614.81	\$ 2,393,558,114.12

INVESTMENT STATEMENT

INVESTMENT STATEMENT

Fund / Account	October 1, 2021	Purchased	Maturities & Sales	Amortization	October 31, 2021
Treasury & Treasurer's Trust					
Investments (trade date basis)	\$ 13,018,398,969.38	\$ 3,127,574,075.98	\$ 4,006,337,179.23	\$ (2,620,015.16)	\$ 12,137,015,850.97
Reverse Repurchase Agreements
Purchased Accrued Interest	1,046,615.38	147,717.11	534,064.13	660,268.36
Total Treasury & Treasurer's Trust	\$ 13,019,445,584.76	\$ 3,127,721,793.09	\$ 4,006,871,243.36	\$ (2,620,015.16)	\$ 12,137,676,119.33
Local Government Investment Pool					
Investments (trade date basis)	\$ 21,201,702,107.35	\$ 24,084,041,888.46	\$ 21,927,927,493.40	\$ 382,411.61	\$ 23,358,198,914.02
Reverse Repurchase Agreements
Purchased Accrued Interest	16,764.44	375.03	1,429.17	15,710.30
Total Local Government Investment Pool	\$ 21,201,718,871.79	\$ 24,084,042,263.49	\$ 21,927,928,922.57	\$ 382,411.61	\$ 23,358,214,624.32
Separately Managed Accounts					
Investments (trade date basis)	\$ 864,658,584.26	\$ 76,537,151.86	\$ 50,490,037.10	\$ (103,597.80)	\$ 890,602,101.22
Purchased Accrued Interest	120,609.00	108,194.15	13,968.94	214,834.21
Total Separately Managed Accounts	\$ 864,779,193.26	\$ 76,645,346.01	\$ 50,504,006.04	\$ (103,597.80)	\$ 890,816,935.43
Total All Accounts	\$ 35,085,943,649.81	\$ 27,288,409,402.59	\$ 25,985,304,171.97	\$ (2,341,201.35)	\$ 36,386,707,679.08

INVESTMENT INTEREST INCOME AND CAPITAL GAINS

INVESTMENT INTEREST INCOME AND CAPITAL GAINS CURRENT MONTH AND FISCAL YEAR TO DATE COMPARISON

Fund / Account	October 2021	October 2020	Fiscal Year 2022	Fiscal Year 2021
Treasury & Treasurer's Trust				
Cash	\$ 5,575,135.16	\$ 3,802,818.87	\$ 34,970,568.69	\$ 31,048,011.03
Custody Bank Fees	(9,651.40)	(5,147.39)	(37,343.45)	(20,916.23)
Other Bank Fees	(1,668.99)	(1,602.57)	(11,665.61)	(10,332.91)
Amortization	(2,620,015.16)	(15,230.37)	(11,138,536.41)	297,181.49
Accrued Interest	3,755,766.24	3,630,629.92	3,354,997.40	676,993.23
Gains and Losses	178,722.20	2,883,190.81	2,687,789.76	9,780,469.03
Total Treasury & Treasurer's Trust	\$ 6,878,288.05	\$ 10,294,659.27	\$ 29,825,810.38	\$ 41,771,405.64
Local Government Investment Pool				
Cash	\$ 1,029,096.94	\$ 1,876,246.84	\$ 8,694,039.38	\$ 7,877,003.04
Amortization	382,411.61	1,668,089.70	951,675.84	10,656,624.48
Accrued Interest	271,056.76	(142,700.20)	(1,137,712.53)	(813,585.94)
Gains and Losses	13,823.81	1,397.32	32,766.49	124,585.18
Total Local Government Investment Pool	\$ 1,696,389.12	\$ 3,403,033.66	\$ 8,540,769.18	\$ 17,844,626.76
Separately Managed Accounts				
Cash	\$ 175,149.22	\$ 338,989.48	\$ 2,124,224.44	\$ 2,646,498.97
Amortization	(103,597.80)	17,409.62	(285,278.37)	85,183.58
Accrued Interest	411,810.80	158,192.80	25,477.90	(506,593.79)
Gains and Losses	109,450.14	68,432.48	426,935.48
Total Separately Managed Accounts	\$ 483,362.22	\$ 624,042.04	\$ 1,932,856.45	\$ 2,652,024.24
Total All Accounts	\$ 9,058,039.39	\$ 14,321,734.97	\$ 40,299,436.01	\$ 62,268,056.64

MIKE PELLICCIOTTI
STATE TREASURER
PO BOX 40200
OLYMPIA WA 98504-0200

