



**Washington State
Treasurer's
Monthly Report**

October 2022



MIKE PELLICCIOTTI
State Treasurer

In accordance with the Americans with Disabilities Act, this publication will be made available in alternate formats upon request to the Office of the State Treasurer, Legislative Building, 2nd Floor, Olympia, Washington 98504-0200, telephone (360) 902-9000, fax (360) 902-9037 or TTY Users Call: 7-1-1. Web Site: <http://tre.wa.gov>.

Cover photo taken by Treasurer's Office staff.

TABLE OF CONTENTS

	<i>Page</i>
State Treasurer’s Letter	1
General Fund	2
Treasury, Treasurer’s Trust and Local Government Investment Pool Flow Chart.....	3
Treasury & Treasurer’s Trust, Treasury and Treasurer’s Trust Charts	4
General Fund and Local Government Investment Pool Charts	5
Receipts and Disbursements for Treasury Funds.....	6
Receipts and Disbursements for Treasurer’s Trust Funds	19
Investment Statement	29
Investment Interest Income and Capital Gains.....	30



Mike Pellicciotti

State Treasurer

**State of Washington
Office of the Treasurer**

Legislative Building
P.O. Box 40200
Olympia, Washington 98504

(360) 902-9000 · TTY 7-1-1
FAX (360) 902-9037
Home Page <http://tre.wa.gov>



Fellow Washingtonians,

I am pleased to report on the operations of the Office of the State Treasurer for the month of October 2022. At the close of the month, the total of the treasury & treasurer's trust book balances was \$17.3 billion with investment earnings distributed for the month of \$28.7 million.

Sincerely,

A handwritten signature in blue ink that reads "Mike Pellicciotti". The signature is fluid and cursive.

Mike Pellicciotti
Washington State Treasurer

GENERAL FUND

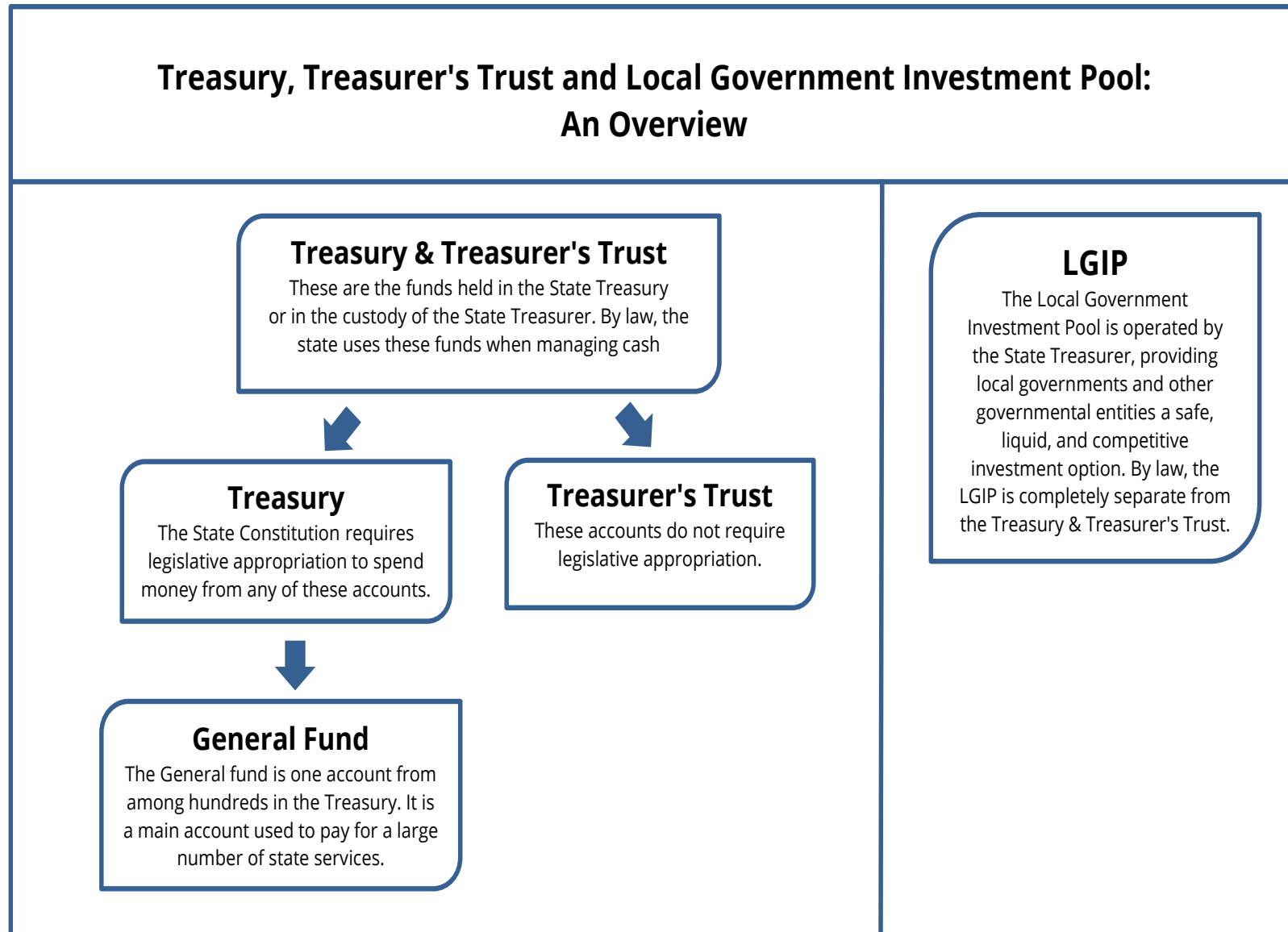
CURRENT MONTH AND FISCAL YEAR TO DATE COMPARISON

(In Millions)

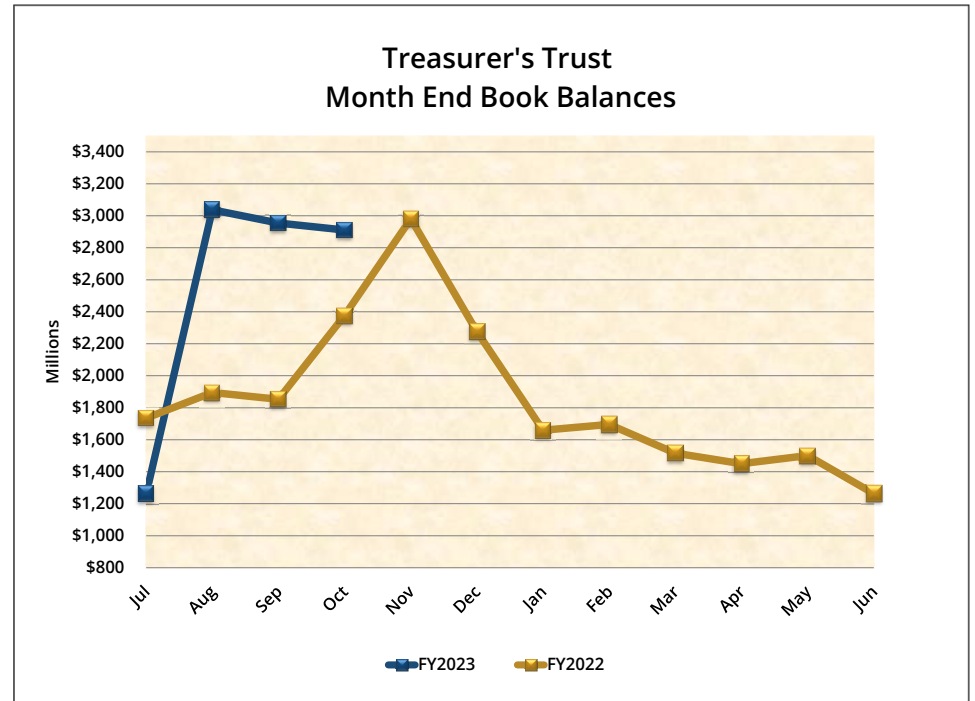
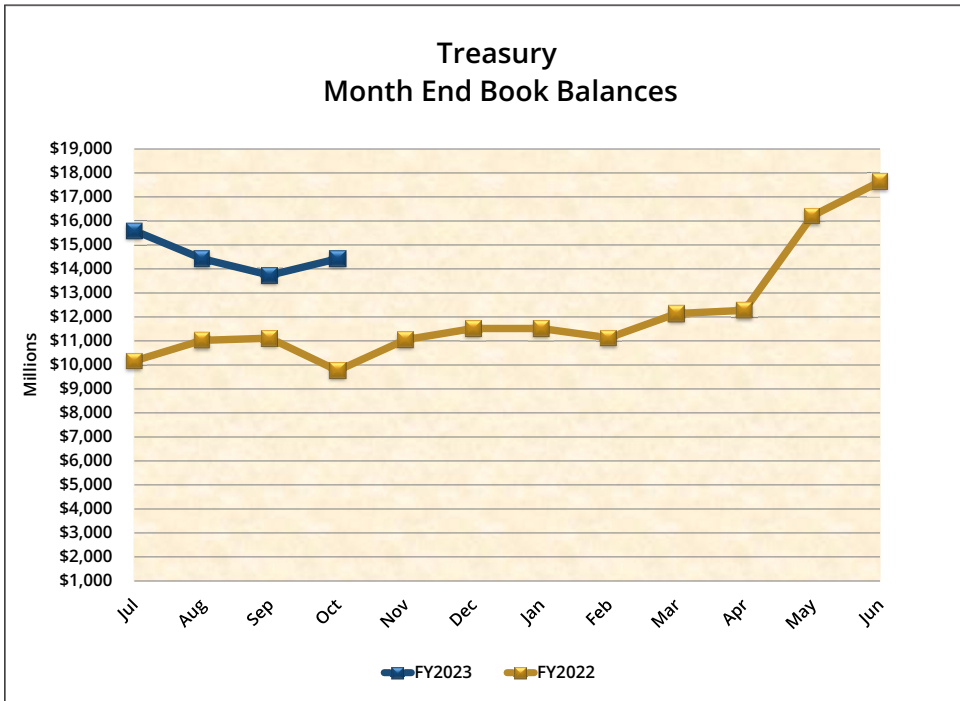
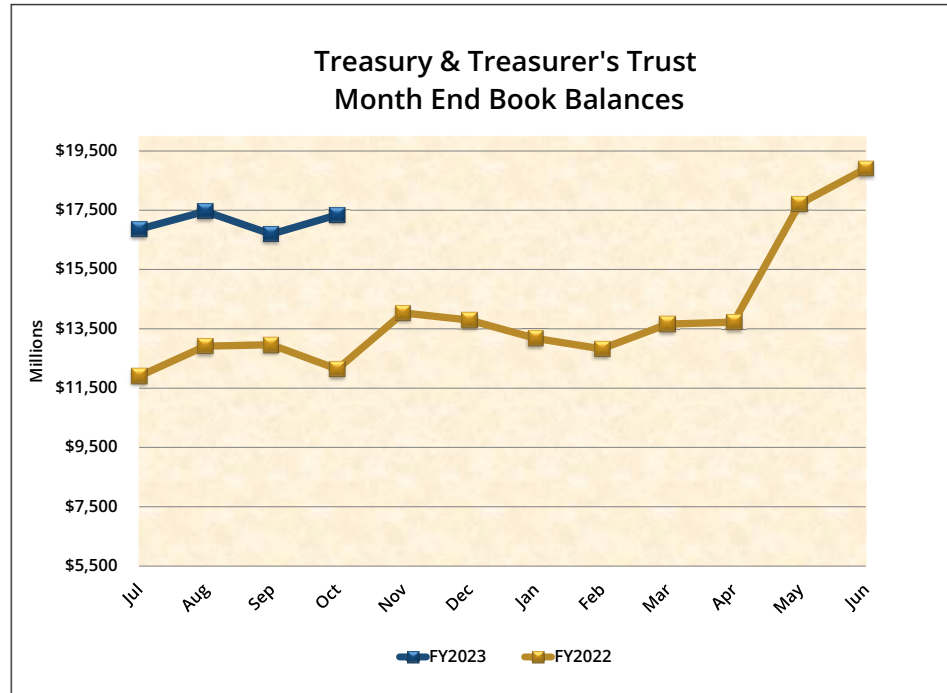
	Month of October		Fiscal Year to Date	
	2022	2021	2023	2022
Beginning Book Balance	\$ (334.820)	3,885.258	4,503.455	4,614.636
Cash Revenue	\$ 4,427.244	3,508.174	15,472.910	13,069.300
Other Cash Receipts	1,482.380	431.318	3,163.541	3,326.870
Total Cash Receipts	5,909.624	3,939.492	18,636.451	16,396.170
Total Cash Disbursements	5,366.774	5,387.578	22,931.876	18,573.634
Ending Book Balance	\$ 208.030	2,437.172	208.030	2,437.172
Cash Revenue				
Bond Retirement & Interest	\$ 0.000	\$ 0.000	\$ (0.223)	\$ (0.275)
Secretary of State	3.977	3.941	15.598	15.187
Department of Revenue:				
Retail Sales Tax	1,295.864	1,171.400	5,100.880	4,640.571
Business & Occupation Tax	534.820	471.036	2,086.739	1,758.332
Compensating Tax	80.428	75.946	341.037	287.775
Cigarette Tax	26.495	17.880	103.615	86.133
Public Utility Tax	34.599	31.202	163.194	142.535
Various Other Revenue	232.439	162.726	409.109	48.658
Insurance Commission	3.926	3.088	192.353	171.495
Liquor and Cannabis Board	3.302	2.918	51.345	49.452
Department of Licensing:				
Excise Tax - Other	0.014	0.014	0.055	0.064
Various Other Revenue	0.675	0.366	6.060	6.079
Department of Social & Health Services	1.206	3.448	16.515	16.712
Universities & Colleges	0.002	0.000	0.623	0.000
Treasurer's Transfers	(21.572)	(16.542)	(82.155)	(87.134)
Counties:				
Property Tax	80.017	91.105	144.247	188.361
Real Estate Excise Tax	138.421	202.055	621.223	907.353
Various Other Revenue	2.947	2.707	11.615	12.383
Federal Grants-In-Aid (All Agencies)	1,730.036	1,055.628	5,824.153	4,516.529
Revenues Distributed to Local Governments	(0.333)	(0.328)	(1.334)	(38.515)
Other Agencies' Cash Revenue	279.981	229.584	468.261	347.605
Total Cash Revenue	\$ 4,427.244	\$ 3,508.174	\$ 15,472.910	\$ 13,069.300

TREASURY, TREASURER'S TRUST AND LGIP FLOW CHART

The State Treasurer is charged with the cash management of public funds, which includes two categories of state funds and accounts: (1) funds and accounts located in the state treasury, which are subject to legislative appropriation; and (2) Treasurer's trust funds, which are accounts placed in the custody of the State Treasurer, and not typically subject to legislative appropriation. Funds within these accounts are commingled for investment and cash management purposes. This flow chart describes the structure of the Treasury and Treasurer's Trust Accounts. Month end balances of these accounts are shown on pages 4 and 5.

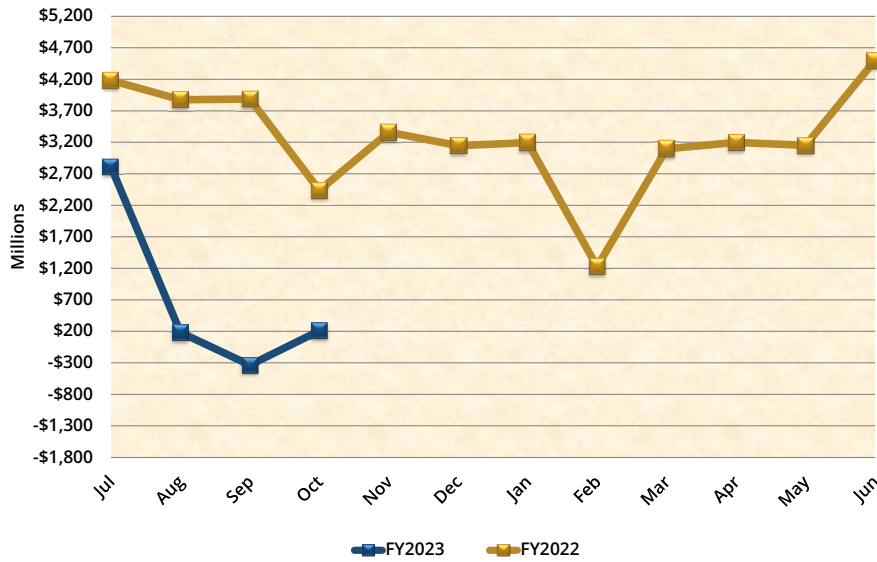


TREASURY & TREASURER'S TRUST AND TREASURY AND TREASURER'S TRUST CHART



GENERAL FUND AND LOCAL GOVERNMENT INVESTMENT POOL CHARTS

General Fund Month End Book Balances

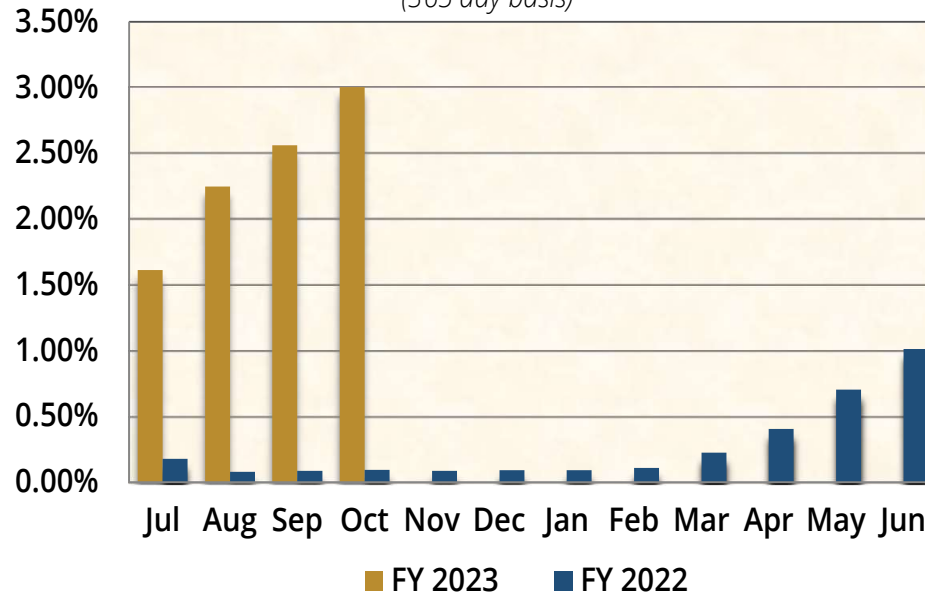


Local Government Investment Pool Month End Book Balances



LGIP Net Yield

(365 day basis)



RECEIPTS AND DISBURSEMENTS FOR TREASURY FUNDS

	October 1, 2022	October 2022		October 31, 2022		
	Beginning Book Balance	Plus Receipts	Less Disbursements	Ending Book Balance	Outstanding Warrants	Ending Cash Balance
GENERAL FUND						
001 General	\$ (334,819,604.09)	\$ 5,909,624,350.54	\$ 5,366,774,365.11	\$ 208,030,381.34	\$ 74,915,855.46	\$ 282,946,236.80
018 Millersylvania Park Current	210.50	210.50	210.50
01E Geothermal	93,783.70	93,783.70	93,783.70
01N Institutional Impact	19,144.72	19,144.72	19,144.72
02P Flood Control Assistance	4,671,248.88	540.00	218,577.76	4,453,211.12	4,453,211.12
031 State Investment Board Expense	7,012,606.81	2,629,123.97	3,055,947.13	6,585,783.65	7,861.20	6,593,644.85
032 State Emergency Water Projects Revolving	221,616.92	221,616.92	221,616.92
03A Excess Earnings
03L County Criminal Justice Assistance	3,436,159.28	15,328,094.02	14,999,227.14	3,765,026.16	1,451.12	3,766,477.28
03M Municipal Criminal Justice Assistance	174,658.17	6,076,872.64	5,951,007.90	300,522.91	644.96	301,167.87
04L Public Health Services	6.72	0.01	6.73	6.73
051 State and Local Improvements Revolving	26,744.33	26,744.33	26,744.33
055 State & Local Improve Revolving (Waste Disp Facilities, 1980)	2,639.01	2,639.01	2,639.01
05C Criminal Justice Treatment	1,713,280.14	2,812,673.00	900,532.09	3,625,421.05	3,625,421.05
05M Tourism Development and Promotion
070 Outdoor Recreation	(778,278.05)	1,652,662.76	1,444,296.74	(569,912.03)	12,780.85	(557,131.18)
072 State & Local Improve Revolving (Water Supply Facilities)	821,855.94	6,722.93	828,578.87	828,578.87
09C Farm and Forest	(874,479.85)	1,094,346.92	219,867.07
09G Riparian Protection
09R Economic Development Strategic Reserve	6,595,642.32	2,456,843.97	234,262.44	8,818,223.85	8,818,223.85
10K Veterans Innovation Program	14,382.82	14,382.82	14,382.82
10P Columbia River Basin Water Supply Development	5,547,595.24	6,985.21	3,897.63	5,550,682.82	5,550,682.82
10T Hood Canal Aquatic Rehabilitation Bond
11F Reinvesting in Youth	5.98	5.98	5.98
11N Heritage Barn Preservation
11W Water Quality Capital	34,227.10	34,227.10	34,227.10
125 Site Closure	37,204,629.59	47,251.24	9,595.24	37,242,285.59	424.00	37,242,709.59
12J Boating Activities
12K Puget Sound Scientific Research
12R Independent Youth Housing
14B Budget Stabilization	335,457,013.75	422,186.96	335,879,200.71	335,879,200.71
14C Puget Sound Recovery
14H Community Preservation & Development Authority	2,482,645.87	130,823.28	2,351,822.59	2,351,822.59
15J Building Communities
15K Columbia River Water Delivery	16,173.66	16,173.66	16,173.66

RECEIPTS AND DISBURSEMENTS FOR TREASURY FUNDS

	October 1, 2022	October 2022		October 31, 2022		
	Beginning Book Balance	Plus Receipts	Less Disbursements	Ending Book Balance	Outstanding Warrants	Ending Cash Balance
GENERAL FUND (Continued)						
15R Evergreen Job Training	\$	\$	\$	\$	\$	\$
16V Water Rights Processing	84,187.33	84,187.33	84,187.33
177 Judicial Retirement Administrative
17C Opportunity Express Account	62,171.42	62,171.42	62,171.42
17E State Efficiency and Restructuring
17F Washington Opportunity Pathways	42,337,602.22	13,687,187.07	16,287,569.82	39,737,219.47	39,737,219.47
17K Basic Health Plan Stabilization
18H Opportunity Expansion	326.64	326.64	326.64
19K Yakima Integrated Plan Implementation
19L Charter Schools Oversight	800,983.00	146,450.00	116,117.35	831,315.65	13,000.00	844,315.65
19N Diesel Idle Reduction
20C Yakima Integrated Plan Implementation Taxable Bond
20F Invest in Washington	10,898.01	10,898.01	10,898.01
21B Chehalis Basin
21D Dairy Nutrient Infrastructure
21P Sexual Assault Prevention and Response
21R DCYF Contracted Services Performance Improvement
22C Early Learning Facilities Revolving	2,792,268.19	2,912,933.26	(120,665.07)	120,665.07
22D Early Learning Facilities Development	64,222.63	72,616.26	(8,393.63)	(8,393.63)
22T Statewide Tourism Marketing	6,262,915.31	136,014.53	349,684.23	6,049,245.61	6,049,245.61
23H Defense Community Compatibility
23J Statewide Broadband	33,118,309.04	41,690.99	17,601.57	33,142,398.46	33,142,398.46
244 Habitat Conservation	(79,222.26)	700,205.44	622,841.72	(1,858.54)	225.00	(1,633.54)
24H Career Connected Learning
24M Climate Resiliency
24U Sustainable Farms and Fields
253 Education Construction	22,502.51	28.32	22,530.83	22,530.83
25C Elementary & Secondary School Emergency Relief III	(324,177.85)	76,813,221.63	76,494,850.49	(5,806.71)	25,840.56	20,033.85
25D Manufacturing and Warehousing Job Centers	4,050,132.82	4,050,132.82	4,050,132.82
25F Forest Resiliency	1,460,692.50	542,139.20	918,553.30	327.71	918,881.01
25G Manufacturing Cluster Acceleration	2,798,000.00	2,798,000.00	2,798,000.00
25H Fair Start for Kids
25P Wildfire Response, Forest Restoration, and Community Resilience	5,588,630.31	5,527,367.03	61,263.28	1,541,059.36	1,602,322.64
26H Washington State Leadership Board	566,036.09	29,464.78	536,571.31	536,571.31
26K School Seismic Safety Grant Program

RECEIPTS AND DISBURSEMENTS FOR TREASURY FUNDS

	October 1, 2022	October 2022		October 31, 2022		
	Beginning Book Balance	Plus Receipts	Less Disbursements	Ending Book Balance	Outstanding Warrants	Ending Cash Balance
GENERAL FUND (Continued)						
26R Clean Energy Transition Workforce	\$	\$	\$	\$	\$	\$
26U Apple Health and Homes	97,156,851.25	15,314.55	97,141,536.70	97,141,536.70
26V Capital Community Assistance	582,858,465.93	1,705,757.15	581,152,708.78	581,152,708.78
27A Energy Efficiency Revolving Loan Capital
27B Electric Vehicle Incentive	(3,567.61)	9,968.63	(13,536.24)	(13,536.24)
27C Community Reinvestment	200,000,000.00	200,000,000.00	200,000,000.00
27F State Lands Dev Authority Capital
27G State Lands Dev Authority Operating
291 Education Savings
355 State Taxable Building Construction	109,167,223.98	(2,792,603.37)	7,200,560.99	99,174,059.62	37,191.58	99,211,251.20
359 School Constr & Skill Ctrs Bldg	37,601.47	37,601.47	37,601.47
489 Pension Funding Stabilization	14,634,076.40	18,419.41	14,652,495.81	14,652,495.81
548 LEOFF System Plan 2 Expense	140,918.83	175,305.14	142,211.99	174,011.98	803.25	174,815.23
706 Coronavirus State Fiscal Recovery Fund	2,407,541,921.92	(27,112,925.44)	62,349,264.02	2,318,079,732.46	5,208,634.73	2,323,288,367.19
707 Washington Rescue Plan Transition	1,000,000,000.00	1,000,000,000.00	1,000,000,000.00
828 Tobacco Prevention and Control	913,285.75	1,150.89	20,108.00	894,328.64	894,328.64
830 Agricultural College Trust Management	2,628,431.44	1,222.05	142,411.66	2,487,241.83	855.33	2,488,097.16
TOTAL GENERAL FUND	\$ 4,580,909,105.91	\$ 6,006,830,511.65	\$ 5,568,501,182.23	\$ 5,019,238,435.33	\$ 81,887,620.18	\$ 5,101,126,055.51
SPECIAL REVENUE FUNDS						
002 Hospital Data Collection	\$ 131,437.07	\$	\$ 39,113.75	\$ 92,323.32	\$	\$ 92,323.32
003 Architects' License	743,965.66	57,474.87	31,823.64	769,616.89	377.20	769,994.09
007 Winter Recreational Program	2,775,574.89	325.00	23,662.63	2,752,237.26	242.00	2,752,479.26
014 Forest Development	20,512,709.83	4,413.76	(278,495.10)	20,795,618.69	10,585.06	20,806,203.75
01B ORV & Non-Highway Vehicle Account	1,153,554.41	337,741.46	245,854.54	1,245,441.33	3,347.71	1,248,789.04
01M Snowmobile	3,394,742.57	227,443.46	26,017.28	3,596,168.75	3,596,168.75
024 Professional Engineers'	1,637,127.51	162,833.81	230,060.74	1,569,900.58	1,569,900.58
025 Pilotage	(464,299.25)	116,875.33	81,461.89	(428,885.81)	(428,885.81)
026 Real Estate Commission	3,382,387.65	601,881.20	259,570.24	3,724,698.61	2,128.54	3,726,827.15
027 Reclamation	5,853,384.77	106,176.53	161,479.48	5,798,081.82	511.58	5,798,593.40
02A Surveys and Maps	633,245.49	65,937.64	61,851.35	637,331.78	219.24	637,551.02
02G Health Professions	27,408,223.88	7,580,053.83	8,334,849.65	26,653,428.06	125,900.45	26,779,328.51
02H Business Enterprises Revolving	745,235.85	52,813.91	58,510.94	739,538.82	2,302.72	741,841.54
02J Certified Public Accountants'	3,753,939.24	53,753.34	181,160.55	3,626,532.03	2,610.00	3,629,142.03
02K Death Investigations	2,381,986.22	543,914.25	274,407.66	2,651,492.81	1,000.47	2,652,493.28
02M Essential Rail Assistance	584,767.55	4,506.71	507.50	588,766.76	19,889.00	608,655.76

RECEIPTS AND DISBURSEMENTS FOR TREASURY FUNDS

	October 1, 2022	October 2022		October 31, 2022		
	Beginning Book Balance	Plus Receipts	Less Disbursements	Ending Book Balance	Outstanding Warrants	Ending Cash Balance
SPECIAL REVENUE FUNDS (Continued)						
02N Parkland Acquisition	\$ 2,199,184.99	\$	\$ 6,322.99	\$ 2,192,862.00	\$	\$ 2,192,862.00
02R Aquatic Lands Enhancement	13,442,053.85	8,699.60	305,905.85	13,144,847.60	19,016.41	13,163,864.01
02W Timber Tax Distribution	35,904.41	1,305,366.81	146,782.40	1,194,488.82	40,791.55	1,235,280.37
030 Landowner Contingency Forest Fire Suppression	(531,188.95)	1,559.91	22,412.65	(552,041.69)	(552,041.69)
039 Aeronautics	6,767,105.18	779,543.98	252,868.42	7,293,780.74	333.72	7,294,114.46
03B Asbestos	1,216,751.48	26,487.50	24,280.10	1,218,958.88	5.37	1,218,964.25
03C Emergency Medical Services and Trauma Care System Trust	9,910,574.13	712,518.91	244,328.88	10,378,764.16	13,815.50	10,392,579.66
03F 911 Account	12,688,896.69	2,471,847.57	4,267,582.62	10,893,161.64	681.38	10,893,843.02
03N Business License	19,219,686.61	2,685,724.26	8,149,077.49	13,756,333.38	107,543.29	13,863,876.67
03P Fire Service Trust	665,391.57	1,344.28	664,047.29	5.00	664,052.29
03R Safe Drinking Water	5,341,271.34	14,865.60	358,370.49	4,997,766.45	132.80	4,997,899.25
041 Resource Management Cost	22,448,299.72	37,939.83	(3,740,068.23)	26,226,307.78	29,955.57	26,256,263.35
042 Charitable, Educational, Penal, and Reformatory Institutions	6,714,846.98	8,980.05	(333,411.78)	7,057,238.81	7,057,238.81
044 Waste Reduction, Recycling, and Litter Control	14,853,029.96	1,356,359.93	1,223,472.66	14,985,917.23	7,670.65	14,993,587.88
045 State Vehicle Parking	442,741.54	284,068.68	208,814.10	517,996.12	650.03	518,646.15
048 Marine Fuel Tax Refund	260,504.71	260,504.71	260,504.71
04E Uniform Commercial Code	2,035,673.94	92,924.79	56,871.62	2,071,727.11	2.08	2,071,729.19
04H Surface Mining Reclamation	2,358,408.90	309.11	43,969.72	2,314,748.29	2,314,748.29
04M Recreational Fisheries Enhancement	1,594,768.84	(5,760.89)	109,592.97	1,479,414.98	88.20	1,479,503.18
04R Drinking Water Assistance	138,386,811.63	31,284,138.81	5,029,823.55	164,641,126.89	14,321.99	164,655,448.88
04V Vehicle License Fraud	452,411.61	2,864.24	455,275.85	455,275.85
04W Waterworks Operator Certification	1,451,165.87	13,542.07	43,175.40	1,421,532.54	47.60	1,421,580.14
058 Public Works Assistance	87,900,413.47	2,423,419.45	7,253,087.89	83,070,745.03	64,653.64	83,135,398.67
05H Disaster Response	(101,348,524.40)	2,727,249.12	21,951,086.93	(120,572,362.21)	170,662.55	(120,401,699.66)
05R Drinking Water Assistance Administrative	4,137,408.13	5,226.17	59,560.21	4,083,074.09	4,083,074.09
05W State Drought Preparedness and Response	11,295,726.40	11,295,726.40	11,295,726.40
06A Salmon Recovery	99,804,688.37	510,963.91	99,293,724.46	99,293,724.46
06G Real Estate Appraiser Commission	444,673.51	66,171.44	49,998.99	460,845.96	1,219.28	462,065.24
06K Lead Paint	201,049.74	4,125.00	3,690.29	201,484.45	25.00	201,509.45
06L Business and Professions	7,454,908.26	850,555.77	448,637.29	7,856,826.74	5,654.07	7,862,480.81
06R Real Estate Research	832,278.30	20,240.00	30.00	852,488.30	852,488.30
06T License Plate Technology	161,028.22	96,678.15	37,600.10	220,106.27	34.59	220,140.86
071 Warm Water Game Fish	1,876,598.12	42,740.33	163,243.94	1,756,094.51	5.54	1,756,100.05
07W Domestic Violence Prevention	2,057,889.69	97,594.68	10,269.95	2,145,214.42	49,935.01	2,195,149.43
080 Grade Crossing Protective	145,958.51	183.69	53,608.83	92,533.37	256.59	92,789.96

RECEIPTS AND DISBURSEMENTS FOR TREASURY FUNDS

	October 1, 2022		October 2022		October 31, 2022		
	Beginning Book Balance		Plus Receipts	Less Disbursements	Ending Book Balance	Outstanding Warrants	Ending Cash Balance
SPECIAL REVENUE FUNDS (Continued)							
081 State Patrol Highway	\$ 45,571,389.03	\$	17,413,816.67	\$ 23,701,708.64	\$ 39,283,497.06	\$ 268,534.93	\$ 39,552,031.99
082 Motorcycle Safety Education	3,244,077.83		177,204.95	68,108.17	3,353,174.61	2.08	3,353,176.69
084 Building Code Council	1,235,601.46		120,675.81	60,559.62	1,295,717.65	1,295,717.65
086 Fire Service Training	(803,060.10)		226,266.90	1,629,946.39	(2,206,739.59)	58,312.52	(2,148,427.07)
087 Park Land Trust Revolving	3,326,737.41		195,731.27	168,649.98	3,353,818.70	3,353,818.70
08A Education Legacy Trust	948,456,193.51		218,095,776.29	15,187,197.54	1,151,364,772.26	442,702.48	1,151,807,474.74
08H Military Department Rental and Lease	5,093,922.17		47,749.76	14,789.84	5,126,882.09	131.25	5,127,013.34
08K Problem Gambling	734,418.50		157,658.50	57,591.85	834,485.15	1,750.00	836,235.15
08M Small City Pavement and Sidewalk	2,360,420.25		89,578.34	(2,720,734.00)	5,170,732.59	5,170,732.59
08R Waste Tire Removal	5,151,996.91		407,122.24	85,706.16	5,473,412.99	46.10	5,473,459.09
094 Transportation Infrastructure	10,200,901.06		112,916.28	431,767.25	9,882,050.09	9,882,050.09
095 Electrical License	18,710,403.51		2,912,783.15	2,480,618.97	19,142,567.69	12,455.58	19,155,023.27
096 Highway Infrastructure	2,079,446.06		2,617.07	2,082,063.13	2,082,063.13
097 Recreational Vehicle	4,190,689.74		39,231.92	17,474.40	4,212,447.26	16.00	4,212,463.26
099 Puget Sound Capital Construction	824,657,764.10		4,250,751.21	8,780,343.50	820,128,171.81	2,083,532.81	822,211,704.62
09E Freight Mobility Investment	13,498,164.47		16,168.75	31,524.17	13,482,809.05	855.43	13,483,664.48
09H Transportation Partnership	(65,328,843.69)		4,887,624.65	8,042,277.77	(68,483,496.81)	830,897.58	(67,652,599.23)
09P City-County Assistance	4,577.75		1,995,763.24	2,000,340.99	2,000,340.99
09T Washington Main Street Trust Fund	52,138.16	52,138.16	52,138.16
102 Rural Arterial Trust	26,199,605.67		1,739,891.13	1,078,363.91	26,861,132.89	45.15	26,861,178.04
104 Limited Fish And Wildlife	15,326,704.58		1,112,556.76	839,151.64	15,600,109.70	21,504.18	15,621,613.88
106 Highway Safety	96,662,756.23		12,439,660.36	11,098,301.85	98,004,114.74	217,072.13	98,221,186.87
107 Liquor Excise Tax	14,674,547.39		1,679,693.87	11,920,904.93	4,433,336.33	4,433,336.33
108 Motor Vehicle	313,245,356.81		159,600,914.57	226,635,530.71	246,210,740.67	6,385,121.98	252,595,862.65
109 Puget Sound Ferry Operations	12,788,953.01		17,888,329.28	25,562,103.44	5,115,178.85	415,865.93	5,531,044.78
10A Aquatic Algae Control	672,895.84		2,175.00	19,208.52	655,862.32	2.00	655,864.32
10B Home Security Fund	168,600,605.54		5,579,586.91	7,328,392.45	166,851,800.00	44,823.94	166,896,623.94
10G Water Rights Tracking System	238,736.21		2,648.33	241,384.54	241,384.54
110 Special Wildlife	8,456,616.51		928,596.43	535,153.33	8,850,059.61	2,733.12	8,852,792.73
111 Public Service Revolving	8,238,854.75		93,310.82	1,825,976.81	6,506,188.76	5,492.23	6,511,680.99
113 Common School Construction	24,917,254.88		1,480,194.79	4,087,658.74	22,309,790.93	920.00	22,310,710.93
116 Basic Data	0.01	0.01	0.01
119 Unemployment Compensation Administration	(348,619.88)		15,107,917.51	14,124,417.27	634,880.36	5,984,146.45	6,619,026.81
11B Regional Mobility Grant Program	74,899,805.80		82,480.40	3,056,167.72	71,926,118.48	71,926,118.48
11E Freight Mobility Multimodal	12,249,353.13		14,806.25	12,264,159.38	12,264,159.38

RECEIPTS AND DISBURSEMENTS FOR TREASURY FUNDS

	October 1, 2022		October 2022		October 31, 2022		
	Beginning Book Balance		Plus Receipts	Less Disbursements	Ending Book Balance	Outstanding Warrants	Ending Cash Balance
SPECIAL REVENUE FUNDS (Continued)							
11H Forest and Fish Support	\$ 7,322,720.22	\$	481,900.30	\$ 309,487.73	\$ 7,495,132.79	\$	\$ 7,495,132.79
11K Washington Auto Theft Prevention Authority	1,765,854.71		258,554.06	376,248.28	1,648,160.49	1,648,160.49
120 Administrative Contingency	29,654,929.92		2,128,804.33	342,061.94	31,441,672.31	15.41	31,441,687.72
12C Affordable Housing For All	52,584,131.69		1,834,853.01	5,298,327.40	49,120,657.30	1,838.38	49,122,495.68
12M Charitable Organization Education	1,487,396.07		47,980.00	7,801.11	1,527,574.96	1,527,574.96
12T Traumatic Brain Injury	1,141,873.81		126,541.56	108,583.17	1,159,832.20	1,159,832.20
134 Employment Services Administrative	53,654,544.51		142,971.84	6,523,439.84	47,274,076.51	32,009.87	47,306,086.38
138 Insurance Commissioner's Regulatory	36,287,365.50		25,030.50	2,653,679.72	33,658,716.28	7,060.49	33,665,776.77
144 Transportation Improvement	65,397,598.71		8,529,888.27	(553,732.06)	74,481,219.04	787.50	74,482,006.54
146 Firearms Range	1,754,046.78		27,587.52	154,479.02	1,627,155.28	148,618.32	1,775,773.60
14A Wildlife Rehabilitation	473,552.26		9,296.90	16,436.07	466,413.09	1,631.35	468,044.44
14G Ballast Water and Biofouling Management	37,609.21		100.00	37,509.21	37,509.21
14M Financial Fraud & ID Theft	2,282,370.34		130,455.00	192,728.44	2,220,096.90	190,324.53	2,410,421.43
14R Military Active State Service	545,175.60		16,292.86	528,882.74	1,133.00	530,015.74
14V Ignition Interlock Device	1,434,673.86		208,392.25	241,697.57	1,401,368.54	67,806.35	1,469,174.89
150 Low-Income Weatherization/ Structural Rehabilitation Assistance	1,548,302.70		1,950.39	2,874.78	1,547,378.31	1,547,378.31
153 Rural Mobility Grant Program	11,273,445.24		9,458.34	360,241.87	10,922,661.71	10,922,661.71
154 New Motor Vehicle Arbitration	1,252,432.99		36,333.00	66,526.47	1,222,239.52	8,305.50	1,230,545.02
158 Aquatic Land Dredged Material Disposal Site	432,588.24		7.19	(1,533.40)	434,128.83	434,128.83
159 Parks Improvement	1,084,137.37		57,498.56	59,695.23	1,081,940.70	10,591.68	1,092,532.38
15H Cleanup Settlement	56,034,132.44		70,845.05	146,603.79	55,958,373.70	55,958,373.70
15M Biotoxin	731,851.29		38,131.40	116,914.09	653,068.60	2,291.91	655,360.51
160 Wood Stove Education and Enforcement	632,973.57		22,613.07	22,336.35	633,250.29	633,250.29
162 Farm Labor Contractor	145,609.03		(392.10)	145,216.93	145,216.93
167 Natural Resources Conservation Areas Stewardship	511,489.11		14.38	7,818.94	503,684.55	503,684.55
16A Judicial Stabilization Trust	108,407,143.04		402,250.69	225,243.61	108,584,150.12	41,358.37	108,625,508.49
16J SR 520 Corridor	183,294,132.75		(4,313,981.66)	6,473,782.55	172,506,368.54	9,987.68	172,516,356.22
16M Appraisal Management Company	792,578.67		12,200.00	7,973.47	796,805.20	796,805.20
16P Marine Resources Stewardship Trust	15.68		0.02	15.70	15.70
16W Hospital Safety Net Assessment	106,447,755.55		8,880,602.12	27,838,821.81	87,489,535.86	87,489,535.86
172 Basic Health Plan Trust	12,623,154.00		12,623,154.00	12,623,154.00
176 Water Quality Permit	28,305,678.94		4,573,285.80	2,846,217.97	30,032,746.77	1,531.73	30,034,278.50
17B Home Visiting Services	13,457,770.88		292,559.39	1,726,623.00	12,023,707.27	150,588.34	12,174,295.61
17N Complete Streets Grant Program	196,606.00		(3,000,000.00)	3,196,606.00	3,196,606.00
17P SR520 Civil Penalties	8,047,532.34		7,633.62	(802.23)	8,055,968.19	8,055,968.19

RECEIPTS AND DISBURSEMENTS FOR TREASURY FUNDS

	October 1, 2022		October 2022		October 31, 2022		
	Beginning Book Balance		Plus Receipts	Less Disbursements	Ending Book Balance	Outstanding Warrants	Ending Cash Balance
SPECIAL REVENUE FUNDS (Continued)							
17T Health Benefit Exchange	\$ 15,932,949.78	\$	1,648,280.90	\$	\$ 17,581,230.68	\$	\$ 17,581,230.68
17W Limousine Carriers	76,077.56		76,077.56	76,077.56
182 Underground Storage Tank	2,370,563.64		151,555.44	248,389.45	2,273,729.63	271.22	2,274,000.85
186 County Arterial Preservation	1,508,244.52		1,319,354.17	2,327,823.55	499,775.14	129.02	499,904.16
18J Capital Vessel Replacement	45,114,943.28		1,875,458.68	20,623.12	46,969,778.84	666.67	46,970,445.51
18L Hydraulic Project Approval
199 Biosolids Permit	1,256,575.96		3,203.67	130,147.30	1,129,632.33	1,129,632.33
19A Medicaid Fraud Penalty	17,510,358.21		3,738,459.66	(529,568.49)	21,778,386.36	43.39	21,778,429.75
19C Forest Practice Application	236,568.52		107.83	(6,557.19)	243,233.54	2,000.00	245,233.54
19T DOL Technology Improvement and Data Management	202,316.44		21,153.22	27,430.36	196,039.30	196,039.30
19V Andy Hill Cancer Research Endowment Fund	42,859,275.96		838,963.25	2,472.26	43,695,766.95	43,695,766.95
200 Regional Fisheries Enhancement Salmonid Recovery	(39,710.51)		71,224.59	13,410.23	18,103.85	18,103.85
201 Department of Licensing Services	397,121.62		193,916.04	92,868.71	498,168.95	11,012.29	509,181.24
202 Medical Test Site Licensure	(324,039.59)		6,060.00	139,827.78	(457,807.37)	(457,807.37)
204 Volunteer Fire Fighters' and Reserve Officers' Administrative	11,812,851.82		14,899.17	6,794,693.78	5,033,057.21	2,063.50	5,035,120.71
207 Hazardous Waste Assistance	5,727,501.14		74,793.52	407,446.08	5,394,848.58	2,832.15	5,397,680.73
20B Brownfield Redevelopment Trust Fund
20H Connecting Washington	844,966,041.96		25,646,013.14	49,323,457.37	821,288,597.73	4,962,448.99	826,251,046.72
20J Electric Vehicle	137,173,787.65		1,242,062.97	25,248.70	138,390,601.92	806.25	138,391,408.17
20M Puget Sound Taxpayer Accountability	1,849,250.74		2,010,453.86	3,859,704.60	3,859,704.60
20N Transportation Future Funding Program	5,908,798.78		7,436.48	5,916,235.26	5,916,235.26
20R Radioactive Mixed Waste	768,613.79		2,731,570.00	1,168,405.03	2,331,778.76	4,974.76	2,336,753.52
20T PLIA Underground Storage Tank Revolving	24,611,265.97		33,995.31	58,741.60	24,586,519.68	4.94	24,586,524.62
215 Special Category C	2,628,820.03		1,110,666.43	1,928,135.21	1,811,351.25	1,328.88	1,812,680.13
216 Air Pollution Control	14,949,617.53		41,674.48	145,134.77	14,846,157.24	145.91	14,846,303.15
217 Oil Spill Prevention	9,476,974.57		384,333.06	447,566.95	9,413,740.68	96.62	9,413,837.30
218 Multimodal Transportation	324,214,303.93		23,902,489.04	3,801,146.56	344,315,646.41	13,592.87	344,329,239.28
21E Concealed Pistol License Renewal	455,322.58		10,728.48	1,172.19	464,878.87	464,878.87
21H Wastewater Treatment Plant Operator Certification	423,105.70		2,167.00	26,949.06	398,323.64	46.50	398,370.14
21M Distracted Driving Prevention	33,614.49		587.42	34,201.91	34,201.91
21S Aquatic Invasive Species Management	539,794.79		5,390.00	38,679.92	506,504.87	917.08	507,421.95
21V Construction Registration Inspection	5,516,660.65		1,367,146.66	1,158,441.31	5,725,366.00	2,124.78	5,727,490.78
222 Freshwater Aquatic Weeds	1,478,428.40		16,146.00	32,242.61	1,462,331.79	1,462,331.79
223 State Oil Spill Response	4,465,395.07		89,069.55	78,246.81	4,476,217.81	4,476,217.81
22J Abandoned Recreational Vehicle Disposal	2,687,632.36		75,058.04	38,666.79	2,724,023.61	1,105.50	2,725,129.11

RECEIPTS AND DISBURSEMENTS FOR TREASURY FUNDS

	October 1, 2022	October 2022		October 31, 2022		
	Beginning Book Balance	Plus Receipts	Less Disbursements	Ending Book Balance	Outstanding Warrants	Ending Cash Balance
SPECIAL REVENUE FUNDS (Continued)						
22M Energy Efficiency	\$ 6,435,040.55	\$	\$ 20,753.88	\$ 6,414,286.67	\$	\$ 6,414,286.67
22R Internet Consumer Access
22U Secure Drug Take-Back Program	696,856.43	53,103.78	643,752.65	643,752.65
22W Public Disclosure Transparency	7,860,031.55	2,048.70	7,677.24	7,854,403.01	7,854,403.01
234 Public Works Administration	9,515,096.47	556,031.33	698,139.45	9,372,988.35	105,719.77	9,478,708.12
235 Youth Tobacco & Vapor Product Prevention	1,845,862.19	130,505.55	78,846.77	1,897,520.97	4,775.00	1,902,295.97
237 Recreation Access Pass	2,203,616.33	(758,172.11)	140.00	1,445,304.22	430.00	1,445,734.22
23G Vulnerable Roadway User Education	15,619.75	501.25	16,121.00	16,121.00
23N Model Toxics Control Capital	211,313,992.43	6,553,577.41	4,738,968.87	213,128,600.97	346,646.24	213,475,247.21
23P Model Toxics Control Operating	78,674,099.86	11,516,880.73	6,101,926.37	84,089,054.22	260,085.40	84,349,139.62
23R Model Toxics Control Stormwater	69,742,082.18	2,752,397.73	931,724.86	71,562,755.05	42,743.66	71,605,498.71
23S Puget Sound Gateway Facility	893,243.68	1,119.57	894,363.25	894,363.25
23T Congestion Relief Traffic Safety	114,988.83	3,415.30	118,404.13	118,404.13
23V Voluntary Cleanup	654,276.33	40,824.21	18,792.78	676,307.76	676,307.76
23W Paint Product Stewardship	22,455.24	1,656.50	20,798.74	20,798.74
24B Foundational Public Health Services	23,135,773.82	838,964.41	23,974,738.23	23,974,738.23
24J Workforce Education Investment	169,889,218.39	34,707,622.77	16,562,684.55	188,034,156.61	115,866.15	188,150,022.76
24K Agency Financial Transaction	3,112,807.81	496,080.10	1,088,459.93	2,520,427.98	2,520,427.98
24L Ambulance Transport	4,050,201.45	2,928,667.57	3,413,005.73	3,565,863.29	3,565,863.29
24N Fish, Wildlife, and Conservation	24,064,808.20	3,831,389.83	2,489,713.31	25,406,484.72	47,373.54	25,453,858.26
24P Insurance Commissioner's Fraud	1,878,703.35	477.00	165,171.19	1,714,009.16	31,569.00	1,745,578.16
24Q Cooper Jones Active Transportation Safety	1,026,042.89	(258.89)	1,025,784.00	1,025,784.00
24V Telebehavioral Health Access	1,214,183.70	57,339.61	715,873.13	555,650.18	27,051.68	582,701.86
25M State Health Care Affordability	55,000,000.00	55,000,000.00	55,000,000.00
25N Statewide 988 Behavioral Health Crisis Response & Suicide Prevention Line	22,292,358.54	2,354,421.74	1,110,348.81	23,536,431.47	23,536,431.47
25Q Clean Fuels Program
25T Refrigerant Emission Management
25U Department of Licensing Wage Lien	317.00	317.00	317.00
25W Driver Licensing Technology Support	(36,900.00)	(36,900.00)
260 University of Washington Operating Fees	123.54	123.54	123.54
262 Manufactured Home Installation Training	709,090.90	18,340.74	(32,524.56)	759,956.20	0.33	759,956.53
263 Community and Economic Development Fee	6,727,850.49	5,400.00	45,004.08	6,688,246.41	627.50	6,688,873.91
267 Recreation Resources	25,873,298.97	845,261.50	1,068,267.85	25,650,292.62	38,312.28	25,688,604.90
268 Nonhighway and Off-Road Vehicle Activities (NOVA) Program	12,327,575.30	568,798.95	265,773.34	12,630,600.91	159.76	12,630,760.67
269 Parks Renewal and Stewardship	44,397,118.34	7,589,469.93	7,315,407.97	44,671,180.30	289,970.56	44,961,150.86

RECEIPTS AND DISBURSEMENTS FOR TREASURY FUNDS

	October 1, 2022	October 2022		October 31, 2022		
	Beginning Book Balance	Plus Receipts	Less Disbursements	Ending Book Balance	Outstanding Warrants	Ending Cash Balance
SPECIAL REVENUE FUNDS (Continued)						
26A Carbon Emissions Reduction	\$ 19,912,800.00	\$ 1,215.33	\$	\$ 19,914,015.33	\$	\$ 19,914,015.33
26B Climate Investment
26C Climate Commitment
26D Natural Climate Solutions
26E Air Quality and Health Disparities Improvement
26M Climate Active Transportation	9,282,715.99	6,042.21	3,000,000.00	6,288,758.20	6,288,758.20
26N Climate Transit Programs	21,397,256.98	13,927.68	21,411,184.66	21,411,184.66
26P Move Ahead WA	283,044,190.66	5,728,446.13	14,056,537.03	274,716,099.76	6,243.63	274,722,343.39
26Q Move Ahead WA Flexible	6,288,676.51	599,268.21	25,766.38	6,862,178.34	2.00	6,862,180.34
26W Renewable Fuels Accelerator
271 Washington State University Operating Fees
275 Central Washington University Operating Fees
277 State Agency Parking	328,714.52	20.00	944.72	327,789.80	40.00	327,829.80
27P Price Ceiling Unit Emission Reduction Investment
285 Growth Management Planning and Environmental Review	6,715,031.89	191,561.53	473,916.52	6,432,676.90	29,000.00	6,461,676.90
296 Columbia River Basin Water Supply Rev Recovery	6,410,900.56	23,558.36	4,071.16	6,430,387.76	6,430,387.76
315 Dedicated Marijuana	110,824,502.86	38,824,883.82	6,617,612.35	143,031,774.33	44,787.53	143,076,561.86
319 Public Health Supplemental	2,696,570.09	52,575.70	345,896.01	2,403,249.78	48,027.78	2,451,277.56
404 State Treasurer's Service	58,315,468.78	3,024,171.52	942,946.85	60,396,693.45	2,538.36	60,399,231.81
408 Coastal Protection	2,006,240.68	14,870.00	66,695.23	1,954,415.45	1,954,415.45
441 Local Government Archives	4,009,072.52	276,886.83	452,868.88	3,833,090.47	607.18	3,833,697.65
500 Perpetual Surveillance and Maintenance	48,974,965.40	76,333.76	49,051,299.16	49,051,299.16
507 Oyster Reserve Land	399,095.71	113,054.94	2,260.70	509,889.95	509,889.95
511 Tacoma Narrows Toll Bridge	32,717,940.37	(5,127,864.41)	(3,166,959.97)	30,757,035.93	149.00	30,757,184.93
513 Derelict Vessel Removal	515,437.55	50,093.33	(911,358.13)	1,476,889.01	185.51	1,477,074.52
532 Washington Housing Trust Fund	47,987,099.95	213,136.25	1,845,405.64	46,354,830.56	46,354,830.56
535 Alaskan Way Viaduct Replacement Project	17,864,493.59	76,575,097.35	(1,324,897.41)	95,764,488.35	1,766.00	95,766,254.35
549 Election	5,074,050.23	636,345.28	545.34	5,709,850.17	5,709,850.17
550 Transportation 2003	42,054,830.59	1,520,185.86	364,461.49	43,210,554.96	295.97	43,210,850.93
562 Skilled Nursing Facility Safety Net Trust	4,309,506.74	3,998.56	(3,289.30)	4,316,794.60	40,708.00	4,357,502.60
564 Water Pollution Control Revolving Administration	7,378,946.85	149,344.86	220,693.97	7,307,597.74	30.00	7,307,627.74
565 Yakima Integrated Plan Implementation Revenue Recovery
566 Community Forest Trust	246,360.84	345.97	(1,239.62)	247,946.43	247,946.43
571 Multiuse Roadway Safety	1,094,326.06	14,848.62	1,109,174.68	1,109,174.68
595 I-405 and SR-167 Express Toll Lanes	355,946,942.06	190,317.20	1,492,053.92	354,645,205.34	7,460.45	354,652,665.79

RECEIPTS AND DISBURSEMENTS FOR TREASURY FUNDS

	October 1, 2022		October 2022		October 31, 2022		
	Beginning Book Balance		Plus Receipts	Less Disbursements	Ending Book Balance	Outstanding Warrants	Ending Cash Balance
SPECIAL REVENUE FUNDS (Continued)							
600 Department of Retirement Systems Expense	\$ 24,282,265.68		\$ 4,290,556.86	\$ 3,530,132.86	\$ 25,042,689.68	\$ 11,641.68	\$ 25,054,331.36
689 Rural Washington Loan	1,235,808.56		1,558.21	8,416.97	1,228,949.80	1,228,949.80
727 Water Pollution Control Revolving	381,651,211.33		7,116,098.89	2,489,788.85	386,277,521.37	386,277,521.37
733 Capitol Campus Reserve
777 Prostitution Prevention and Intervention	190,323.73		926.71	3,085.89	188,164.55	188,164.55
785 State Educational Trust Fund	3,501,440.12		102,474.19	565.02	3,603,349.29	107.86	3,603,457.15
818 Youth Athletic Facility	42,880,988.96		53,967.05	2,300.00	42,932,656.01	42,932,656.01
825 Tobacco Settlement
844 Money-Purchase Retirement Savings Administrative
851 Developmental Disabilities Community Services	58,153,118.27		73,201.15	18,748.73	58,207,570.69	58,207,570.69
874 OASI Revolving	222,304.99		57,258.61	69,446.20	210,117.40	0.90	210,118.30
887 Public Facilities Construction Loan Revolving	30,860,709.37		162,692.99	55,502.24	30,967,900.12	120.04	30,968,020.16
888 Deferred Compensation Administrative	2,229,752.40		1,491,086.92	145,781.37	3,575,057.95	45.00	3,575,102.95
893 Radiation Perpetual Maintenance	361,810.47		455.35	362,265.82	362,265.82
TOTAL SPECIAL REVENUE FUNDS	\$ 7,795,654,646.00		\$ 830,476,238.68	\$ 621,022,919.75	\$ 8,005,107,964.93	\$ 24,661,164.74	\$ 8,029,769,129.67
DEBT SERVICE FUNDS							
303 Highway Bond Retirement	\$ 97,464,629.77		\$ 56,294,052.43	\$	\$ 153,758,682.20	\$	\$ 153,758,682.20
304 Ferry Bond Retirement	10,248,228.40		266,443.19	10,514,671.59	10,514,671.59
305 Transportation Improvement Board Bond Retirement	4,577,286.40		466,271.13	5,043,557.53	5,043,557.53
347 Washington State University Bond Retirement	46,551,185.96		1,747,542.25	(94,939.49)	48,393,667.70	48,393,667.70
348 University of Washington Bond Retirement	1,810,101.80		7,018,403.05	1,310,173.85	7,518,331.00	7,518,331.00
380 Debt-Limit General Fund Bond Retirement
381 Debt-Limit Reimbursable Bond Retirement
382 Nondebt-Limit General Fund Bond Retirement
383 Nondebt-Limit Reimbursable Bond Retirement
384 Nondebt-Limit Proprietary Appropriated Bond Retirement
385 Nondebt-Limit Proprietary Nonappropriated Bond Retirement
386 Nondebt-Limit Revenue Bond Retirement
389 Toll Facility Bond Retirement	17,901,722.92		4,260,850.05	22,162,572.97	22,162,572.97
TOTAL DEBT SERVICE FUNDS	\$ 178,553,155.25		\$ 70,053,562.10	\$ 1,215,234.36	\$ 247,391,482.99	\$	\$ 247,391,482.99
CAPITAL PROJECTS FUNDS							
01L Higher Education Construction	\$ 0.08		\$	\$	\$ 0.08	\$	\$ 0.08
036 Capitol Building Construction	2,111,742.09		2,978.99	(737,516.07)	2,852,237.15	2,852,237.15
056 State Higher Education Construction	2,491.84		3.14	2,494.98	2,494.98

RECEIPTS AND DISBURSEMENTS FOR TREASURY FUNDS

	October 1, 2022		October 2022		October 31, 2022		
	Beginning Book Balance		Plus Receipts	Less Disbursements	Ending Book Balance	Outstanding Warrants	Ending Cash Balance
CAPITAL PROJECTS FUNDS (Continued)							
057 State Building Construction	\$ 665,900,771.12	\$	(65,960.18)	\$ 152,382,313.08	\$ 513,452,497.86	\$ 2,367,687.59	\$ 515,820,185.45
060 Community and Technical College Capital Projects	13,945,925.57		4,243,934.13	2,430,206.40	15,759,653.30		15,759,653.30
061 Eastern Washington University Capital Projects	5,631,803.65		778,395.51	169,291.62	6,240,907.54		6,240,907.54
062 Washington State University Building	15,289,330.16		20,151.30		15,309,481.46		15,309,481.46
063 Central Washington University Capital Projects	6,470,670.26		234,510.25	1,070,082.31	5,635,098.20		5,635,098.20
064 University of Washington Building	4,937,809.54		17,393,913.18	3,512,388.52	18,819,334.20		18,819,334.20
065 Western Washington University Capital Projects	7,226,080.71		1,812,931.07	817,807.39	8,221,204.39		8,221,204.39
066 The Evergreen State College Capital Projects	3,468,999.36		552,218.23	213,379.30	3,807,838.29		3,807,838.29
075 State Social and Health Services Construction	9,396.39				9,396.39		9,396.39
18B Columbia River Basin Tax Bond Water Supply Development	1,262,376.40		1,588.75		1,263,965.15		1,263,965.15
245 Public Safety Reimbursable Bond	4.12				4.12		4.12
246 Community and Technical College Forest Reserve	5,157,986.07				5,157,986.07		5,157,986.07
289 Thurston County Capital Facilities	12,682,696.65		370,882.41	1,576,931.81	11,476,647.25	42,878.95	11,519,526.20
357 Gardner-Evans Higher Education Construction	45,698.05				45,698.05		45,698.05
364 Military Department Capital	2,069,723.39				2,069,723.39		2,069,723.39
367 Chehalis Basin Taxable							
373 Coronavirus Capital Projects	(13,799.00)			1,094,289.68	(1,108,088.68)		(1,108,088.68)
TOTAL CAPITAL PROJECTS FUNDS	\$ 746,199,706.45	\$	25,345,546.78	\$ 162,529,174.04	\$ 609,016,079.19	\$ 2,410,566.54	\$ 611,426,645.73
PERMANENT FUNDS							
04B Natural Resources Real Property Replacement	\$ 17,591,371.24	\$	22,331.94		\$ 17,613,703.18		\$ 17,613,703.18
601 Agricultural Permanent	54,505.45			(2,351,450.57)	2,405,956.02		2,405,956.02
603 Millersylvania Park Trust	5,804.32		7.31		5,811.63		5,811.63
604 Normal School Permanent	108,663.32			(109,474.88)	218,138.20		218,138.20
605 Permanent Common School	53,531.53			(305.76)	53,837.29		53,837.29
606 Scientific Permanent	54,501.32			(148,674.58)	203,175.90		203,175.90
607 State University Permanent	382,244.20			218,613.33	163,630.87		163,630.87
TOTAL PERMANENT FUNDS	\$ 18,250,621.38	\$	22,339.25	\$ (2,391,292.46)	\$ 20,664,253.09		\$ 20,664,253.09
ENTERPRISE FUNDS							
401 Correctional Industries	\$ 3,122,293.90	\$	8,237,773.97	\$ 9,723,346.79	\$ 1,636,721.08	\$ 236,056.62	\$ 1,872,777.70
407 Secretary of State's Revolving	11,370,880.21		896,254.30	1,807,942.54	10,459,191.97		10,459,191.97
418 State Health Care Authority Administrative	1,868,949.77		1,362,051.09	1,787,996.93	1,443,003.93	10.39	1,443,014.32
492 School Employees' Insurance Administrative	121,679.42		1,325,808.10	1,397,659.19	49,828.33	4.71	49,833.04
578 Lottery Administrative	1,611,057.83		1,358,502.51	1,335,994.37	1,633,565.97	8,166.68	1,641,732.65
608 Accident	2,435,806.32		188,339,730.39	158,120,320.28	32,655,216.43	10,952,608.73	43,607,825.16

RECEIPTS AND DISBURSEMENTS FOR TREASURY FUNDS

	October 1, 2022	October 2022		October 31, 2022		
	Beginning Book Balance	Plus Receipts	Less Disbursements	Ending Book Balance	Outstanding Warrants	Ending Cash Balance
ENTERPRISE FUNDS (Continued)						
609 Medical Aid	\$ 7,777,126.88	\$ 193,529,067.89	\$ 168,230,897.40	\$ 33,075,297.37	\$ 4,427,707.12	\$ 37,503,004.49
610 Accident Reserve	11,115,589.70	79,976,524.70	90,884,853.69	207,260.71	2,671,564.09	2,878,824.80
881 Supplemental Pension	1,082,073.63	142,826,049.15	141,628,299.60	2,279,823.18	2,525,258.64	4,805,081.82
883 Second Injury	112,134,907.55	303,271.05	175,143.06	112,263,035.54	67,365.98	112,330,401.52
TOTAL ENTERPRISE FUNDS	\$ 152,640,365.21	\$ 618,155,033.15	\$ 575,092,453.85	\$ 195,702,944.51	\$ 20,888,742.96	\$ 216,591,687.47
INTERNAL SERVICE FUNDS						
006 Public Records Efficiency, Preservation & Access	\$ 2,981,340.06	\$ 143,756.35	\$ 352,625.49	\$ 2,772,470.92	\$ 638.40	\$ 2,773,109.32
405 Legal Services Revolving	14,693,119.67	24,196,273.64	14,763,520.60	24,125,872.71	89,547.43	24,215,420.14
410 Transportation Equipment	36,635,686.51	1,884,697.17	1,192,238.98	37,328,144.70	162,541.52	37,490,686.22
415 Personnel Service	13,980,164.56	369,563.81	610,368.36	13,739,360.01	6,397.00	13,745,757.01
455 Higher Education Personnel Service	387,591.30	114,691.98	272,899.32	1,466.93	274,366.25
468 OFM Central Service	1,355,738.58	2,647,244.38	952,695.37	3,050,287.59	46.63	3,050,334.22
483 Auditing Services Revolving	(250,557.62)	1,038,060.74	700,511.33	86,991.79	406.79	87,398.58
484 Administrative Hearings Revolving	13,840,206.90	2,305,294.00	3,067,119.50	13,078,381.40	77,491.67	13,155,873.07
TOTAL INTERNAL SERVICE FUNDS	\$ 83,623,289.96	\$ 32,584,890.09	\$ 21,753,771.61	\$ 94,454,408.44	\$ 338,536.37	\$ 94,792,944.81
PENSION TRUST FUNDS						
614 Volunteer Firefighters' Relief and Pension Principal	\$ 202,264.73	\$ 6,731,968.04	\$ 1,135,810.02	\$ 5,798,422.75	\$ 49,367.82	\$ 5,847,790.57
615 State Patrol - Plan 1	1,059,179.24	8,091,517.48	8,123,694.92	1,027,001.80	74,611.12	1,101,612.92
616 Judges' Retirement	1,359,758.22	76,732.91	19,017.41	1,417,473.72	1,417,473.72
630 State Patrol - Plan 2	525,565.03	1,949,996.75	1,931,307.44	544,254.34	544,254.34
631 Public Employees' Retirement System Plan 1	8,929,858.16	153,865,010.24	153,840,389.84	8,954,478.56	1,115,965.13	10,070,443.69
632 Teachers' Retirement System Plan 1	6,627,043.89	114,387,204.67	114,359,413.98	6,654,834.58	643,241.03	7,298,075.61
633 School Employees' Retirement System Combined Plan 2 & 3	6,546,326.30	76,139,559.73	75,298,640.07	7,387,245.96	433,192.42	7,820,438.38
635 Public Safety Employees Retirement System Plan 2	906,622.45	10,935,546.07	11,179,818.94	662,349.58	68,898.77	731,248.35
641 Public Employees' Retirement System Combined Plan 2 & 3	27,111,851.74	347,330,051.76	353,392,840.53	21,049,062.97	1,856,083.78	22,905,146.75
642 Teachers' Retirement System Combined Plan 2 and 3	25,462,367.96	250,439,191.02	251,635,603.77	24,265,955.21	551,588.57	24,817,543.78
661 Higher Ed Retirement Plan Supplemental Benefit-UW	22.82	573,890.32	573,888.66	24.48	24.48
662 Higher Ed Retirement Plan Supplemental Benefit -WSU	90,413.63	90,413.63
663 Higher Ed Retirement Plan Supplemental Benefit-EWU	5,215.82	14,601.35	12,480.67	7,336.50	7,336.50
664 Higher Ed Retirement Plan Supplemental Benefit-CWU	16,619.75	16,619.75
665 Higher Ed Retirement Plan Supplemental Benefit-TESC	4,050.91	4,050.91
667 Higher Ed Retirement Plan Supplemental Benefit-WWU	22,540.85	22,540.85
668 Higher Ed Retirement Plan Supplemental Benefit -SBCTC	71,585.23	71,500.46	84.77	84.77
722 Deferred Compensation Principal	4,765,441.90	67,901,288.24	67,276,396.54	5,390,333.60	652.69	5,390,986.29

RECEIPTS AND DISBURSEMENTS FOR TREASURY FUNDS

	October 1, 2022	October 2022		October 31, 2022		
	Beginning Book Balance	Plus Receipts	Less Disbursements	Ending Book Balance	Outstanding Warrants	Ending Cash Balance
PENSION TRUST FUNDS (Continued)						
729 Judicial Retirement Principal	\$ 15,209.25	\$ 8,235.17	\$ 12,336.41	\$ 11,108.01	\$	\$ 11,108.01
819 LEOFF Plan 1 Retirement	2,820,535.87	31,656,767.04	31,643,092.17	2,834,210.74	380,438.06	3,214,648.80
829 LEOFF Plan 2 Retirement	6,926,021.43	79,947,152.60	80,368,186.34	6,504,987.69	610,946.27	7,115,933.96
882 Washington Judicial Retirement System	8,815,387.53	1,686,655.25	558,466.48	9,943,576.30	9,943,576.30
TOTAL PENSION TRUST FUNDS	\$ 102,078,672.34	\$ 1,151,940,579.01	\$ 1,151,566,509.79	\$ 102,452,741.56	\$ 5,784,985.66	\$ 108,237,727.22
CUSTODIAL FUNDS						
01P Suspense	\$ 51,066,297.24	\$ 1,909,120,697.98	\$ 1,844,631,127.32	\$ 115,555,867.90	\$ 118,756.79	\$ 115,674,624.69
01R Undistributed Receipts	32,548.80	32,548.80	32,548.80
01T Local Leasehold Excise Tax	139,805.95	(2,868,226.88)	3,008,032.83	3,008,032.83
034 Local Sales and Use Tax
035 State Payroll Revolving	34,208,048.13	617,275,065.96	634,435,056.57	17,048,057.52	1,615,477.19	18,663,534.71
768 Local Real Estate Excise Tax
795 State Investment Board Commingled Monthly Bond	2,509.75	2,509.75
865 State Investment Board Commingled Trust	26,583.75	26,583.75
877 OASI Contribution
TOTAL CUSTODIAL FUNDS	\$ 85,446,700.12	\$ 2,526,424,857.44	\$ 2,476,227,050.51	\$ 135,644,507.05	\$ 1,734,233.98	\$ 137,378,741.03
TOTAL TREASURY FUNDS	\$ 13,743,356,262.62	\$ 11,261,833,558.15	\$ 10,575,517,003.68	\$ 14,429,672,817.09	\$ 137,705,850.43	\$ 14,567,378,667.52

RECEIPTS AND DISBURSEMENTS FOR TREASURER'S TRUST FUNDS

	October 1, 2022	October 2022		October 31, 2022		
	Beginning Book Balance	Plus Receipts	Less Disbursements	Ending Book Balance	Outstanding Warrants	Ending Cash Balance
GENERAL FUND						
06N Local Tax Administration	\$	\$	\$	\$	\$	\$
07F Commercial Fisheries Buyback
08B Foster Care Endowed Scholarship Trust	16,531.66	20.80	16,552.46	16,552.46
08E Individual Development Account Program	2,068.48	2.60	2,071.08	2,071.08
08N State Financial Aid	144,515,245.22	22,919,599.80	54,939,393.93	112,495,451.09	17,417.95	112,512,869.04
08T Transportation Innovative Partnership
11M Poet Laureate	115.55	115.55	115.55
11R Hospital Infection Control Grant
12L Outdoor Education and Recreation Prog	3,915,775.65	3,915,775.65	3,915,775.65
12P Geoduck Aquaculture Research	(0.01)	(0.01)	(0.01)
131 Fair	3,279,240.54	4,353.16	7,067.05	3,276,526.65	3,276,526.65
14N Legislative Oral History	24,900.20	24,900.20	24,900.20
14P Skeletal Human Remains Assistance	252,231.79	252,231.79	252,231.79
15B Food Animal Vet Scholarship
15N Business Assistance
16F Washington State Flag
16K Mortgage Recovery
16R Multiagency Permitting Team	98,698.40	124.22	98,822.62	98,822.62
17R Aerospace Training Student Loan	242,905.36	4,763.43	5,114.86	242,553.93	242,553.93
18C Native Education Public-Private Partnership
18F High School Completion
18G Opportunity Scholarship Match Transfer	385,000.00	385,000.00	385,000.00
18K 24/7 Sobriety	31,891.22	162.62	32,053.84	32,053.84
18V Science, Technology, Engineering and Math Education Lighthouse
19J Universal Communications Services	5,122,992.60	10,126.63	5,112,865.97	5,112,865.97
20L Early Start	494,262.23	494,262.23	494,262.23
21J Gina Grant Bull Memorial Legislative Page Scholarship	53,858.40	142.78	54,001.18	54,001.18
21L Low-Income Home Rehab Revolving Loan Program	202,957.13	355.40	203,312.53	203,312.53
21T Suicide-Safer Homes Project	25,000.01	25,000.01	25,000.01
22A State Agency Office Relocation Pool	4,294,186.20	4,294,186.20	4,294,186.20
22B Highway Worker Memorial Scholarship
22S Landlord Mitigation Program	1,732,582.99	401,482.60	77.32	2,133,988.27	657,959.62	2,791,947.89
22V Medical Student Loan	1,247,479.24	1,247,479.24	1,247,479.24
23B Rural Jobs Program Match Transfer	895.86	895.86	895.86

RECEIPTS AND DISBURSEMENTS FOR TREASURER'S TRUST FUNDS

	October 1, 2022	October 2022		October 31, 2022		
	Beginning Book Balance	Plus Receipts	Less Disbursements	Ending Book Balance	Outstanding Warrants	Ending Cash Balance
GENERAL FUND (Continued)						
23E Washington History Day	\$ 99,070.93	\$ 124.68	\$	\$ 99,195.61	\$	\$ 99,195.61
23F Open Educational Resources
23L Indian Health Improvement Reinvestment	22,609,224.76	36,860.07	22,171,650.17	474,434.66	474,434.66
24A Behavioral Health Loan Repayment Program	3,239,076.11	30,137.52	304,020.14	2,965,193.49	39,455.48	3,004,648.97
24F Veterans Service Officer
24W Undocumented Student Support Loan Match
25B Unemployment Insurance Relief	30,284.75	30,284.75	30,284.75
25E Rosa Franklin Legislative Internship Program Scholarship	1,361.56	(53.30)	1,308.26	1,308.26
25J Department of Transportation Purple Heart State
25K Department of Veterans' Affairs Purple Heart State	50.00	50.00	50.00
25L Military Department Purple Heart State
26F Billy Frank Jr. National Statuary Hall Collection	71,052.08	71,052.08	71,052.08
26T Washington Student Loan	169,776,398.62	213,670.80	169,990,069.42	169,990,069.42
27E Equitable Access to Credit Program
27H Veterans & Military Members Suicide Prevention	890.00	890.00	890.00
27M WA State Global War on Terror Memorial	310.00	520.00	830.00	830.00
290 Savings Incentive	2,808,258.47	5,367.93	2,802,890.54	2,802,890.54
447 Information Technology Investment Revolving	42,177,303.55	687,874.90	41,489,428.65	625.20	41,490,053.85
490 Regional Transportation Investment District
514 Agricultural Conservation Easements
534 Washington Graduate Fellowship Trust	489.80	489.80	489.80
551 Washington Youth and Families	124,634.31	124,634.31	124,634.31
552 Conservation Assistance Revolving	463,714.45	463,714.45	463,714.45
653 Washington Distinguished Professorship Trust
703 COVID-19 Unemployment
704 COVID-19 Public Health Response	1,464,861,735.69	27,445,348.99	22,972,816.18	1,469,334,268.50	822,635.95	1,470,156,904.45
708 Salary/Insurance Contribution Increase Revolving	3,141,488.00	63,046.43	3,078,441.57	3,078,441.57
743 College Faculty Awards Trust	186.14	186.14	186.14
747 Health Professional Loan Repayment & Scholarship Program	16,261,564.41	3,489,610.82	767,934.60	18,983,240.63	63,548.73	19,046,789.36
748 WA Career and College Pathways Innov Challenge	6,007,282.34	7,560.42	10,128.93	6,004,713.83	6,004,713.83
781 Cross-State Trail	473.10	89.08	562.18	562.18
793 Health Insurance Pool
817 Stadium and Exhibition Center Construction
835 Four Year Student Child Care in Higher Education	78,660.86	8,776.50	69,884.36	69,884.36
TOTAL GENERAL FUND	\$ 1,897,692,328.65	\$ 54,554,876.49	\$ 101,953,395.57	\$ 1,850,293,809.57	\$ 1,601,642.93	\$ 1,851,895,452.50

RECEIPTS AND DISBURSEMENTS FOR TREASURER'S TRUST FUNDS

	October 1, 2022		October 2022		October 31, 2022		
	Beginning Book Balance		Plus Receipts	Less Disbursements	Ending Book Balance	Outstanding Warrants	Ending Cash Balance
SPECIAL REVENUE FUNDS							
01F Crime Victims' Compensation	\$ 2,606,059.12		\$ 87,751.14	\$ 48.31	\$ 2,693,761.95	\$	\$ 2,693,761.95
03K Industrial Insurance Premium Refund	7,723,879.72		10,017.82	51,982.21	7,681,915.33	597.61	7,682,512.94
04F Real Estate Education Program	677,677.19		2,765.30	12,331.05	668,111.44	1,018.67	669,130.11
06H Oral History, State Library, and Archives	(7,092.51)		779.21	17,785.36	(24,098.66)	172.44	(23,926.22)
06J Securities Prosecution	796,808.43		10,000.00	806,808.43	806,808.43
07A Mortgage Lending Fraud Prosecution	378,474.56		20,167.85	36,707.00	361,935.41	361,935.41
07B Organ and Tissue Donation Awareness	105,464.38		31,747.42	107,138.88	30,072.92	30,072.92
07E Contract Harvesting Revolving	4,127,298.27		6,436.99	(812,136.07)	4,945,871.33	4,945,871.33
07J "Helping Kids Speak"	2,627.34		1,227.34	1,474.67	2,380.01	2,380.01
07K Special License Plate Applicant Trust	12,206.00		12,206.00	12,206.00
07L Legislative International Trade	77.33		77.33	77.33
07N Produce Railcar Pool	51.10		0.06	51.16	51.16
07T Commemorative Works	3,496.81		4.41	3,501.22	3,501.22
07V Fish and Wildlife Enforcement Reward	173,027.83		7,891.06	5,159.90	175,758.99	175,758.99
08C Gonzaga University Alumni Association	5,734.04		3,045.01	3,805.67	4,973.38	4,973.38
08F Lighthouse Environmental Programs	11,680.63		4,384.34	6,453.99	9,610.98	9,610.98
08G Flexible Spending Administrative	2,511,337.90		71,969.00	73,755.22	2,509,551.68	2,509,551.68
08J Prescription Drug Consortium	24,772.48		7,878.60	32,651.08	32,651.08
08L "Ski & Ride Washington"	6,955.88		2,221.33	3,268.99	5,908.22	3,268.99	9,177.21
08P State Parks Education and Enhancement	305,031.56		8,740.67	13,179.02	300,593.21	28.00	300,621.21
08V Veterans Stewardship	1,023,978.63		42,868.43	69,829.28	997,017.78	11,254.79	1,008,272.57
08W "Washington's National Park Fund"	29,915.56		16,706.68	25,136.99	21,485.25	21,485.25
098 Eastern Washington Pheasant Enhancement	317,373.86		51,892.89	39,325.79	329,940.96	470.60	330,411.56
09A We Love Our Pets	11,925.58		3,038.00	4,305.01	10,658.57	10,658.57
09B Boating Safety Education Certification	896,577.15		12,505.00	54,999.64	854,082.51	33,190.84	887,273.35
09J Washington Coastal Crab Pot Buoy Tag	114,383.71		53,250.00	1,817.59	165,816.12	165,816.12
09K Life Sciences Discovery	1,618,085.69		2,036.43	442.00	1,619,680.12	1,619,680.12
09L Nursing Resource Center	644,546.84		62,045.00	138,302.74	568,289.10	10.00	568,299.10
10F "Share the Road"	16,449.04		3,880.33	5,602.33	14,727.04	14,727.04
11A Employment Training Finance	397,663.46		8,568.45	406,231.91	406,231.91
11J Electronic Products Recycling	890,853.29		24,646.59	866,206.70	866,206.70
11P Large On-Site Sewage Systems
11V Veteran Estate Management	32,563.15		21,629.57	38,975.21	15,217.51	528.83	15,746.34
126 Agricultural Local	28,312,932.65		2,425,963.43	2,382,287.51	28,356,608.57	97,857.18	28,454,465.75
128 Grain Inspection Revolving	(1,402,538.65)		1,527,206.95	1,189,148.98	(1,064,480.68)	884.20	(1,063,596.48)

RECEIPTS AND DISBURSEMENTS FOR TREASURER'S TRUST FUNDS

	October 1, 2022		October 2022		October 31, 2022		
	Beginning Book Balance		Plus Receipts	Less Disbursements	Ending Book Balance	Outstanding Warrants	Ending Cash Balance
SPECIAL REVENUE FUNDS (Continued)							
12E Assisted Living Facility Management	\$ 568,070.21	\$	\$ (8,041.02)	\$ 576,111.23	\$	\$ 576,111.23	
12F Manufactured/Mobile Home Dispute Resol	2,437,412.31	49,917.75	43,942.03	2,443,388.03	34.76	2,443,422.79	
12G Rockfish Research	540,472.13	16,538.00	21,027.71	535,982.42	2.50	535,984.92	
12H Uniformed Service Shared Leave Pool	871,010.97	367.31	(9,750.77)	881,129.05	881,129.05	
12N Get Ready For Math & Science Schlarshp	260,220.90	813.07	261,033.97	261,033.97	
133 Children's Trust	535,291.42	2,669.37	650.00	537,310.79	60.00	537,370.79	
14E Washington State Library Operations	8,113,656.59	393,231.32	484,820.83	8,022,067.08	3,924.70	8,025,991.78	
14W Reduced Cigarette Ignition Propensity	800,274.64	10,022.53	5,852.17	804,445.00	804,445.00	
15A Transitional Housing Oper & Rent	0.41	0.41	0.41	
15T Broadband Mapping	
15V Funeral and Cemetery	324,729.84	21,340.00	47,801.41	298,268.43	2.06	298,270.49	
15W Guaranteed Asset Protection Waiver	19,750.00	19,750.00	19,750.00	
163 Worker and Community Right to Know	4,404,779.39	165,540.93	208,889.38	4,361,430.94	5.37	4,361,436.31	
169 Horse Racing Commission Operating	1,095,591.69	83,301.43	325,158.43	853,734.69	2,814.59	856,549.28	
16B Landscape Architects' License	272,388.81	17,150.00	13,098.69	276,440.12	276,440.12	
16E Spec Forest Products Outreach/Education	75,106.17	11.12	75,117.29	75,117.29	
16G Universal Vaccine Purchase	8,857,174.49	7,239,066.28	8,857,058.73	7,239,182.04	1,709,524.30	8,948,706.34	
16L Accessible Communities	835,659.88	11,246.90	18,160.16	828,746.62	396.43	829,143.05	
16N Disabled Veterans Assistance	
16T Product Stewardship Programs	315,006.61	40,685.35	274,321.26	38,098.30	312,419.56	
17L Foreclosure Fairness	906,812.05	38,350.00	3,838.34	941,323.71	650.00	941,973.71	
17M Individual-Based/Portable Background Check Clearance	1,154,485.05	870.32	1,153,614.73	168.00	1,153,782.73	
17V Volunteer Firefighters	5,558.00	1,701.00	2,454.67	4,804.33	4,804.33	
180 Local Government Administrative Hearings	209,336.52	5,594.56	5,052.00	209,879.08	209,879.08	
189 Clarke-McNary	
18A Investing In Innovation	
18E Educator Certification Processing	4,778,069.27	152,122.00	129,803.95	4,800,387.32	782.64	4,801,169.96	
18M Music Matters Awareness	6,526.33	3,266.67	4,690.01	5,102.99	5,102.99	
18N Damage Prevention	220,458.86	3,000.00	223,458.86	223,458.86	
18R Seattle Sounders FC	5,783.63	2,291.57	3,379.36	4,695.84	4,695.84	
190 Forest Fire Protection Assessment	11,349,692.99	5,398.59	336,910.21	11,018,181.37	3,365.23	11,021,546.60	
193 State Forest Nursery Revolving	168,484.00	1,466.46	(34,919.30)	204,869.76	4,983.13	209,852.89	
195 Energy	0.21	0.21	0.21	
197 Statute Law Committee Publications	879,169.79	5,364.25	6,687.02	877,847.02	877,847.02	
198 Access Road Revolving	7,848,326.66	2,695.70	217,180.40	7,633,841.96	150.00	7,633,991.96	

RECEIPTS AND DISBURSEMENTS FOR TREASURER'S TRUST FUNDS

	October 1, 2022		October 2022		October 31, 2022		
	Beginning Book Balance		Plus Receipts	Less Disbursements	Ending Book Balance	Outstanding Warrants	Ending Cash Balance
SPECIAL REVENUE FUNDS (Continued)							
19B School for the Blind	\$ 5,010,004.70	\$	40,175.32	\$ 211,347.87	\$ 4,838,832.15	\$ 985.71	\$ 4,839,817.86
19E 4-H Program	266.00		392.00	266.00	392.00	392.00
19F Seattle Seahawks	45,368.39		14,736.75	19,771.50	40,333.64	40,333.64
19H Center for Deaf/Hard of Hearing Youth	1,808,192.78		47,287.13	1,855,479.91	1,855,479.91
19M Seattle University	14,989.18		564.67	438.66	15,115.19	15,115.19
19P Child Rescue	73,727.61		3,099.22	76,826.83	76,826.83
19R Residential Services and Support	87,903.14		(21.37)	87,924.51	87,924.51
19W Wolf-Livestock Conflict	263,819.55		600.00	263,219.55	263,219.55
205 Mobile Home Park Relocation	3,512,408.78		113,976.93	192,497.94	3,433,887.77	177,000.00	3,610,887.77
206 Cost of Supervision	1,083,986.88		1,083,986.88	110.00	1,084,096.88
209 Regional Fisheries Enhancement Group	1,536,549.51		10,691.21	22,625.63	1,524,615.09	4.12	1,524,619.21
20A State Flower	2,641.34		1,500.33	2,076.67	2,065.00	2,065.00
20D CPA Scholarship Transfer	150,000.00		25,000.00	125,000.00	125,000.00
20E WA Internet Crimes Against Children	1,277,165.20		19,912.94	1,257,252.26	1,257,252.26
20G Washington Farmers and Ranchers	513.34		140.00	340.67	312.67	312.67
20K Licensing & Enforcement System Modernization
20P Nursing Facility Quality Enhancement	4,500,887.03		(480,332.70)	4,981,219.73	4,981,219.73
20W Washington Tennis	11,978.11		28.00	12,006.11	12,006.11
210 Fire Protection Contractor License	615,812.08		2,062.10	61,891.59	555,982.59	5.00	555,987.59
213 Veterans' Emblem	24,082.44		147.00	24,229.44	24,229.44
214 Temporary Worker Housing	282,163.09		281.30	3,024.89	279,419.50	279,419.50
219 Air Operating Permit	2,923,297.80		114,623.09	2,808,674.71	23.28	2,808,697.99
21A Washington State Wrestling	616.00		382.66	532.00	466.66	466.66
21C Washington Sexual Assault Kit	18,997.27		81.13	19,078.40	19,078.40
21F Fred Hutch	616.00		291.67	655.67	252.00	252.00
21G Washington State Aviation	150,287.90		2,366.00	152,653.90	152,653.90
21N NE WA Wolf-Livestock Management	504,134.30		697.94	73,075.95	431,756.29	431,756.29
21Q Forest Health Revolving	33,007,179.07		40,849.48	1,594,589.14	31,453,439.41	996.70	31,454,436.11
21U Veteran's In-State Service Shared Leave Pool	217,644.37		(5,286.77)	222,931.14	222,931.14
21W K-12 Criminal Background Check	860,484.48		265,066.25	270,292.11	855,258.62	45.25	855,303.87
225 Fingerprint Identification	3,986,725.20		1,054,739.34	1,200,872.11	3,840,592.43	9,709.13	3,850,301.56
22G Photovoltaic Module Recycling	360.76		360.76	360.76
22H Foster Parent Shared Leave Pool	210,365.39		1,184.00	209,181.39	209,181.39
22K Watershed Restoration Enhancement	592,350.00		592,350.00	592,350.00
22L Public Use General Aviation Airport Loan Revolving	5,618,455.78		7,043.36	9,501.61	5,615,997.53	5,615,997.53

RECEIPTS AND DISBURSEMENTS FOR TREASURER'S TRUST FUNDS

	October 1, 2022		October 2022		October 31, 2022	
	Beginning Book Balance	Plus Receipts	Less Disbursements	Ending Book Balance	Outstanding Warrants	Ending Cash Balance
SPECIAL REVENUE FUNDS (Continued)						
22N Fish and Wildlife Federal Lands Revolving	\$	\$	\$	\$	\$	\$
22P Natural Resources Federal Lands Revolving	8,623,355.43	10,783.74	(520,198.01)	9,154,337.18	9,154,337.18
22Q Seattle Mariners	2,483.17	372.75	2,855.92	2,855.92
23A Student Loan Advocate	577,524.10	22,320.56	555,203.54	555,203.54
23C Department of Licensing Tuition Recovery	78,285.66	99.28	(300.00)	78,684.94	300.00	78,984.94
23D Student Achievement Council Tuition Recovery Trust	295,627.45	23,831.14	319,458.59	319,458.59
23K Smoke Detection Device Awareness	36,533.32	36,533.32	36,533.32
23M County Road Administration Board Emergency Loan	2,216,775.63	2,789.91	2,219,565.54	2,219,565.54
24C San Juan Islands Programs	4,186.01	3,852.33	4,410.01	3,628.33	3,628.33
24D Seattle Storm	28.00	28.00	28.00
24E Washington State Library-Archives Building	16,013,330.04	286,846.90	16,300,176.94	16,300,176.94
24G Hemp Regulatory	259,572.86	3,444.77	12,274.09	250,743.54	100.00	250,843.54
24R Energy Independence Act Special
24S Seattle NHL Hockey	2,395.75	1,512.00	2,425.50	1,482.25	2,425.50	3,907.75
24T State Firearms Background Check System	6,465,435.37	1,125.24	400,850.61	6,065,710.00	6,065,710.00
259 Coastal Crab	113,009.06	1,620.00	1,411.19	113,217.87	113,217.87
25A Washington Apples	4,820.67	2,069.67	2,331.00	4,559.34	4,559.34
25R Recycled Content	178,605.79	168,161.24	30,861.96	315,905.07	315,905.07
25S Recycling Enhancing
25V Washington State Attorney General Charitable Asset Protection	331,568.54	71,806.00	35,163.27	368,211.27	4,150.00	372,361.27
26G Energy Facility Site Eval Council	(320,097.43)	1,941,712.45	77,372.12	1,544,242.90	311.00	1,544,553.90
26J WA State Leadership Board Spec Lic Plate	318,936.83	7,633.25	326,570.08	326,570.08
26S Patches Pal License Plate	924.00	924.00	924.00
274 Adult Family Home	575,016.05	(2,533.55)	577,549.60	577,549.60
27D Driver Resource Center	6,000,000.00	6,000,000.00	6,000,000.00
27N Washington Wine License Plate
281 Impaired Driving Safety	(361,709.86)	84,954.44	419,750.00	(696,505.42)	(696,505.42)
283 Juvenile Accountability Incentive	314,309.57	395.57	314,705.14	314,705.14
297 Pipeline Safety	3,372,115.09	26,010.25	239,113.97	3,159,011.37	1,778.82	3,160,790.19
298 Geologists'	178,715.24	20,820.00	21,036.66	178,498.58	1,087.20	179,585.78
300 Financial Services Regulation	45,707,747.60	990,968.57	3,584,025.85	43,114,690.32	20,764.54	43,135,454.86
320 Puget Sound Crab Pot Buoy Tag	14,842.99	1,036.25	634.80	15,244.44	25.50	15,269.94
328 Crim Justice Training Commis Firing Range Maintenance	213,403.00	213,403.00	213,403.00
416 Surplus and Donated Food Commodities Revolving	2,869,925.11	479,238.78	1,231,314.89	2,117,849.00	133,897.62	2,251,746.62
424 Anti-Trust Revolving	703,220.74	867,261.08	392,672.25	1,177,809.57	1,177,809.57

RECEIPTS AND DISBURSEMENTS FOR TREASURER'S TRUST FUNDS

	October 1, 2022		October 2022		October 31, 2022		
	Beginning Book Balance		Plus Receipts	Less Disbursements	Ending Book Balance	Outstanding Warrants	Ending Cash Balance
SPECIAL REVENUE FUNDS (Continued)							
474 School Employees Flexible & Dependent Care Administration	\$ 19,225.07	\$	\$ 32,733.00	\$ 32,038.19	\$ 19,919.88	\$	\$ 19,919.88
480 Financial Education Public-Private Partnership	121,041.17		121,041.17	121,041.17
485 Horse Racing Owners' Bonus/Breeder Awards	432,060.80		499.47	432,560.27	63.37	432,623.64
495 Toll Collection	31,281,364.03		14,949,946.41	13,807,242.63	32,424,067.81	208,447.72	32,632,515.53
496 Educator Conditional Scholarship	4,246,806.83		13,942.30	46,078.57	4,214,670.56	15,000.00	4,229,670.56
497 Horse Racing Commission Class C Purse Fund	189,490.51		3,205.35	192,695.86	192,695.86
498 Washington State Council of Fire Fighters Benevolent	15,116.05		7,221.68	9,174.69	13,163.04	13,163.04
499 Law Enforcement Memorial	48,993.71		16,783.68	24,082.33	41,695.06	41,695.06
501 Liquor Revolving	5,821,352.47		42,001,816.84	4,016,929.75	43,806,239.56	162,049.66	43,968,289.22
503 Tuition Recovery	4,376,013.99		21,251.71	846.62	4,396,419.08	4,396,419.08
515 DNA Data Base	648,052.73		27,468.78	8,684.65	666,836.86	666,836.86
516 Fruit and Vegetable Inspection	8,772,345.61		1,143,577.88	1,469,152.47	8,446,771.02	8,023.40	8,454,794.42
536 Federal Food Service Revolving	1,160,487.23		3,857,009.21	3,860,972.56	1,156,523.88	132,510.40	1,289,034.28
553 Performance Audits of Government	15,222,542.32		2,321,994.93	1,973,868.04	15,570,669.21	59,802.10	15,630,471.31
561 Community Technical College Innovation	6,288,144.18		1,183,924.47	7,472,068.65	7,472,068.65
687 Rural Rehabilitation	54,913.37		69.11	54,982.48	54,982.48
688 Federal Local Rail Service Assistance	83,127.16		94.62	83,221.78	83,221.78
731 Child Care Facility Revolving	75,058.02		94.46	75,152.48	75,152.48
732 Nursing Home Civil Penalties	2,162,262.89		(25,030.25)	2,187,293.14	2,187,293.14
746 Hanford Area Economic Investment	88,130.70		14,754.60	102,885.30	102,885.30
749 Governor's Interagency Committee of State Employed Women	126,429.27		3,300.00	1,552.60	128,176.67	128,176.67
761 Basic Health Plan Subscription	250,744.09		250,744.09	250,744.09
763 Center for the Improvement of Student Learning	35,600.68		35,600.68	35,600.68
773 Commission on Higher Ed Prof Student Ex Program	51,200.00		51,200.00	51,200.00
774 University of Washington License Plate	237,948.82		17,619.00	255,567.82	255,567.82
776 Washington State University License Plate	53,414.66		39,400.67	53,414.66	39,400.67	39,400.67
778 Western Washington University License Plate	6,855.34		994.01	7,849.35	7,849.35
779 Eastern Washington University License Plate	131,327.14		2,536.33	133,863.47	133,863.47
780 School Zone Safety Account	1,393,507.42		14,138.96	3,461.25	1,404,185.13	300.00	1,404,485.13
783 Central Washington University License Plate	5,996.67		1,173.67	7,170.34	7,170.34
784 Miscellaneous Transportation Programs	(11,926,027.95)		32,449,182.91	33,385,038.62	(12,861,883.66)	3,042.27	(12,858,841.39)
786 The Evergreen State College License Plate	28,855.06		504.00	29,359.06	29,359.06
789 Advanced Environmental Mitigation Revolving	1,181,648.66		5,816.17	1,187,464.83	1,187,464.83
816 Stadium and Exhibition Center	5,344,364.80		1,937,866.15	4,710,790.98	2,571,439.97	2,571,439.97
821 Impaired Physician	337,323.56		172,035.00	3,481.23	505,877.33	400.00	506,277.33

RECEIPTS AND DISBURSEMENTS FOR TREASURER'S TRUST FUNDS

	October 1, 2022	October 2022		October 31, 2022		
	Beginning Book Balance	Plus Receipts	Less Disbursements	Ending Book Balance	Outstanding Warrants	Ending Cash Balance
SPECIAL REVENUE FUNDS (Continued)						
823 Livestock Nutrient Management	\$ 36,086.20	\$	\$	\$ 36,086.20	\$	\$ 36,086.20
833 Developmental Disabilities Endowment Trust	2,972,387.18	835,342.18	98,057.77	3,709,671.59	3,709,671.59
834 Capitol Furnishings Preservation Committee	31,750.73	31,750.73	31,750.73
878 Federal Forest Revolving	2,503.89	3.15	2,507.04	2,507.04
880 Advance Right-of-Way Revolving	38,036,466.60	308,405.24	8,035.00	38,336,836.84	1,269.57	38,338,106.41
884 Gambling Revolving	18,734,690.22	1,810,267.66	1,240,669.38	19,304,288.50	15,758.96	19,320,047.46
885 Plumbing Certificate	1,699,966.94	155,922.74	120,291.76	1,735,597.92	13.03	1,735,610.95
892 Pressure Systems Safety	851,077.42	200,033.28	179,409.04	871,701.66	1,236.52	872,938.18
TOTAL SPECIAL REVENUE FUNDS	\$ 414,144,159.33	\$ 122,897,884.54	\$ 88,543,732.85	\$ 448,498,311.02	\$ 2,875,880.53	\$ 451,374,191.55
CAPITAL PROJECTS FUNDS						
366 Watershed Restoration Enhancement Bond	\$ 7,781,511.07	\$	\$ 634,968.10	\$ 7,146,542.97	\$	\$ 7,146,542.97
377 Watershed Restoration Enhancement Taxable Bond
TOTAL CAPITAL PROJECTS FUNDS	\$ 7,781,511.07	\$	\$ 634,968.10	\$ 7,146,542.97	\$	\$ 7,146,542.97
PERMANENT FUNDS						
842 American Indian Scholarship Endowment	\$ 294,394.12	\$ 373.03	\$	\$ 294,767.15	\$	\$ 294,767.15
852 Foster Care Scholarship Endowment	3,897.89	4.91	3,902.80	3,902.80
TOTAL PERMANENT FUNDS	\$ 298,292.01	\$ 377.94	\$	\$ 298,669.95	\$	\$ 298,669.95
ENTERPRISE FUNDS						
22E Family and Medical Leave Enforcement	\$ 418,118.30	\$ 475.70	\$	\$ 418,594.00	\$	\$ 418,594.00
22F Family and Medical Leave Insurance	16,767,906.64	75,330,442.02	106,687,124.85	(14,588,776.19)	1,455,375.02	(13,133,401.17)
413 Municipal Revolving	3,834,385.74	2,881,816.31	2,904,345.61	3,811,856.44	10,981.58	3,822,838.02
438 Uniform Dental Plan Benefits Administration	582,800.93	554,512.00	554,512.00	582,800.93	582,800.93
439 Uniform Medical Plan Benefits Administration	850,247.05	9,876,390.00	5,189,001.04	5,537,636.01	5,537,636.01
442 Legislative Gift Center	181,453.81	15,671.95	25,603.75	171,522.01	811.49	172,333.50
445 Self-Insured Emplr Overpymt Reimb	1,040,092.98	7,453.76	38,508.99	1,009,037.75	38,508.99	1,047,546.74
446 Industrial Insurance Rainy Day Fund	264.31	(264.31)	(264.31)
449 Certificates of Participation and Other Financing - Local	438,769.89	2,376,519.99	300.00	2,814,989.88	300.00	2,815,289.88
456 Separately Managed State Treasurer's Service	170,833.48	18,088.36	11,682.87	177,238.97	177,238.97
470 Imaging	83,904.95	17,840.14	37,192.80	64,552.29	64,552.29
473 School Employees Insurance Reserve	72,860,107.35	(11,539,294.72)	61,320,812.63	61,320,812.63
475 School Employees Dental Benefits Administration	460,867.70	404,645.00	405,412.56	460,100.14	460,100.14
477 Lottery Investment
493 School Employees' Insurance	(80,714,828.32)	163,156,467.18	142,326,225.80	(59,884,586.94)	323,287.38	(59,561,299.56)
494 School Employees' Benefits Board Administration	1,580,125.92	1,819,771.00	1,762,113.44	1,637,783.48	1,637,783.48

RECEIPTS AND DISBURSEMENTS FOR TREASURER'S TRUST FUNDS

	October 1, 2022	October 2022		October 31, 2022		
	Beginning Book Balance	Plus Receipts	Less Disbursements	Ending Book Balance	Outstanding Warrants	Ending Cash Balance
ENTERPRISE FUNDS (Continued)						
543 Judicial Information Systems	\$ 5,205,156.10	\$ 1,225,648.95	\$ 2,705,700.15	\$ 3,725,104.90	\$ 101,673.91	\$ 3,826,778.81
544 Pollution Liability Insurance Program Trust	41,120,517.27	1,945,434.19	2,861,972.24	40,203,979.22	6.36	40,203,985.58
545 Heating Oil Pollution Liability Trust	2,071,559.30	28,140.36	101,344.43	1,998,355.23	313.43	1,998,668.66
567 Long-Term Services and Supports Trust	29,232,240.76	38,028.62	1,184,691.71	28,085,577.67	28,085,577.67
721 Public Employees' and Retirees' Insurance	3,190,284.99	243,469,656.41	206,913,010.03	39,746,931.37	2,891,709.05	42,638,640.42
730 Public Employees' and Retirees' Insurance Reserve	209,074,327.48	(39,265,837.65)	169,808,489.83	169,808,489.83
788 Advanced College Tuition Payment Program	3,002,661.38	9,156,732.94	7,494,102.39	4,665,291.93	1,384,661.02	6,049,952.95
TOTAL ENTERPRISE FUNDS	\$ 311,451,533.70	\$ 461,518,602.51	\$ 481,203,108.97	\$ 291,767,027.24	\$ 6,207,628.23	\$ 297,974,655.47
INTERNAL SERVICE FUNDS						
411 Natural Resources Equipment	\$ 18,151,045.45	\$ 4,017.00	\$ 228,064.58	\$ 17,926,997.87	\$ 295,361.92	\$ 18,222,359.79
421 Education Technology Revolving Fund	14,876,954.73	311,121.23	14,565,833.50	14,565,833.50
422 General Administration Services	42,010,816.15	18,630,916.77	16,910,161.32	43,731,571.60	926,657.65	44,658,229.25
436 OFM Labor Relations Service	1,505,636.31	1,047,791.53	514,882.40	2,038,545.44	8,125.00	2,046,670.44
444 Fish & Wildlife Equipment	187,875.20	95,445.45	86,688.35	196,632.30	322.82	196,955.12
453 Minority and Women's Business Enterprises	1,763,265.77	480,614.34	237,139.94	2,006,740.17	1,740.60	2,008,480.77
458 Consolidated Technology Services Revolving	25,474,458.45	16,990,205.96	17,589,392.12	24,875,272.29	145,080.19	25,020,352.48
461 Shared Information Technology System Revolving
466 Statewide Info Tech System Development Revolving	49,030,199.66	2.83	2,825,168.23	46,205,034.26	35,674.66	46,240,708.92
471 State Patrol Nonappropriated Airplane Revolving	198,747.91	24.00	20,625.92	178,145.99	1.00	178,146.99
472 Statewide Info Tech System Maintenance & Operations Revolving	13,529,507.03	8,792,225.55	3,810,499.69	18,511,232.89	165.77	18,511,398.66
546 Risk Management	(1,508,008.01)	1,987,923.11	1,284,063.04	(804,147.94)	1,022.20	(803,125.74)
547 Liability	88,053,354.15	1,578,857.28	22,773,506.76	66,858,704.67	2,701,557.37	69,560,262.04
739 Certificates of Participation and Other Financing - State	516,300.90	2,443,371.32	2,283,202.82	676,469.40	5,944.00	682,413.40
TOTAL INTERNAL SERVICE FUNDS	\$ 253,790,153.70	\$ 52,051,395.14	\$ 68,874,516.40	\$ 236,967,032.44	\$ 4,121,653.18	\$ 241,088,685.62
PRIVATE PURPOSE FUNDS						
196 Unclaimed Personal Property	\$ 3,407,069.14	\$ 8,338,008.98	\$ 6,807,063.36	\$ 4,938,014.76	\$ 7,920,270.74	\$ 12,858,285.50
463 WA College Savings Program	(403,679.84)	86,142.83	57,407.37	(374,944.38)	(374,944.38)
738 Department of Social and Health Services Trust	53,654.52	53,654.52	53,654.52
799 WA Achieving a Better Life Experience Program	56,970.02	11,930.05	68,900.07	68,900.07
TOTAL PRIVATE PURPOSE FUNDS	\$ 3,114,013.84	\$ 8,436,081.86	\$ 6,864,470.73	\$ 4,685,624.97	\$ 7,920,270.74	\$ 12,605,895.71
PENSION TRUST FUNDS						
838 LEOFF Retirement System Benefits Improvement	\$	\$	\$	\$	\$	\$
TOTAL PENSION TRUST FUNDS	\$0.00	\$	\$	\$0.00	\$	\$

RECEIPTS AND DISBURSEMENTS FOR TREASURER'S TRUST FUNDS

	October 1, 2022	October 2022		October 31, 2022		
	Beginning Book Balance	Plus Receipts	Less Disbursements	Ending Book Balance	Outstanding Warrants	Ending Cash Balance
CUSTODIAL FUNDS						
165 Salary Reduction	\$ 1,899,455.42	\$ 3,174,266.85	\$ 3,182,445.96	\$ 1,891,276.31	\$	\$ 1,891,276.31
16C Real Estate/Property Tax Admin Assistance	51,587.50	47,150.00	51,587.50	47,150.00	47,150.00
17A County 911 Excise Tax	6,773,373.76	116,665.50	6,656,708.26	6,656,708.26
525 Washington State Combined Fund Drive	953,536.48	389,129.57	910,034.86	432,631.19	253,015.01	685,646.20
660 Natural Resources Deposit	55,916,774.07	34,321,896.59	30,314,365.15	59,924,305.51	270,068.14	60,194,373.65
734 Centennial Document Preservation and Modernization	742,114.81	203,523.42	945,638.23	945,638.23
737 High Occupancy Vehicle
757 Maritime Historic Restoration and Preservation	4,861.85	85.97	4,947.82	4,947.82
797 Local Tourism Promotion	2,052,111.27	44,215.61	2,007,895.66	2,007,895.66
802 School Employees Salary Reduction	(1,887,604.54)	1,748,479.03	226,223.58	(365,349.09)	141.67	(365,207.42)
847 Separately Managed State Agency Investment
TOTAL CUSTODIAL FUNDS	\$ 66,506,210.62	\$ 39,884,531.43	\$ 34,845,538.16	\$ 71,545,203.89	\$ 523,224.82	\$ 72,068,428.71
TOTAL TREASURER'S TRUST FUNDS	\$ 2,954,778,202.92	\$ 739,343,749.91	\$ 782,919,730.78	\$ 2,911,202,222.05	\$ 23,250,300.43	\$ 2,934,452,522.48

INVESTMENT STATEMENT

Fund / Account	October 1, 2022	Purchased	Maturities & Sales	Amortization	October 31, 2022
Treasury & Treasurer's Trust					
Investments (trade date basis)	\$ 16,971,802,822.24	\$ 4,568,271,934.54	\$ 3,910,146,379.81	\$ 5,414,509.55	\$ 17,635,342,886.52
Reverse Repurchase Agreements
Purchased Accrued Interest	1,986,188.36	1,351,474.78	125,733.04	3,211,930.10
Total Treasury & Treasurer's Trust	\$ 16,973,789,010.60	\$ 4,569,623,409.32	\$ 3,910,272,112.85	\$ 5,414,509.55	\$ 17,638,554,816.62
Local Government Investment Pool					
Investments (trade date basis)	\$ 21,195,531,336.66	\$ 107,567,081,109.71	\$ 104,293,000,000.00	\$ 20,454,707.17	\$ 24,490,067,153.54
Reverse Repurchase Agreements
Purchased Accrued Interest	176,764.58	17,388.89	194,153.47
Total Local Government Investment Pool	\$ 21,195,708,101.24	\$ 107,567,098,498.60	\$ 104,293,000,000.00	\$ 20,454,707.17	\$ 24,490,261,307.01
Separately Managed Accounts					
Investments (trade date basis)	\$ 986,770,923.28	\$ 58,672,651.34	\$ 48,168,096.51	\$ (9,599.35)	\$ 997,265,878.76
Purchased Accrued Interest	128,947.77	97,204.18	2,438.18	223,713.77
Total Separately Managed Accounts	\$ 986,899,871.05	\$ 58,769,855.52	\$ 48,170,534.69	\$ (9,599.35)	\$ 997,489,592.53
Total All Accounts	\$ 39,156,396,982.89	\$ 112,195,491,763.44	\$ 108,251,442,647.54	\$ 25,859,617.37	\$ 43,126,305,716.16

INVESTMENT INTEREST INCOME AND CAPITAL GAINS

Fund / Account	October 2022	October 2021	Fiscal Year 2023	Fiscal Year 2022
Treasury & Treasurer's Trust				
Cash	\$ 20,221,545.82	\$ 5,575,135.16	\$ 72,866,286.77	\$ 34,970,568.69
Custody Bank Fees	(12,271.04)	(9,651.40)	(44,806.76)	(37,343.45)
Other Bank Fees	(6,186.52)	(1,668.99)	(11,341.16)	(11,665.61)
Amortization	5,414,509.55	(2,620,015.16)	14,962,242.97	(11,138,536.41)
Accrued Interest	3,112,146.82	3,755,766.24	9,773,638.25	3,354,997.40
Gains and Losses	84,438.50	178,722.20	163,341.27	2,687,789.76
Total Treasury & Treasurer's Trust	\$ 28,814,183.13	\$ 6,878,288.05	\$ 97,709,361.34	\$ 29,825,810.38
Local Government Investment Pool				
Cash	\$ 33,623,974.10	\$ 1,029,096.94	\$ 94,244,982.35	\$ 8,694,039.38
Amortization	20,454,707.17	382,411.61	71,038,900.54	951,675.84
Accrued Interest	1,425,066.16	271,056.76	12,807,848.73	(1,137,712.53)
Gains and Losses	13,823.81	222,768.33	32,766.49
Total Local Government Investment Pool	\$ 55,503,747.43	\$ 1,696,389.12	\$ 178,314,499.95	\$ 8,540,769.18
Separately Managed Accounts				
Cash	\$ 906,256.85	\$ 175,149.22	\$ 4,207,601.80	\$ 2,124,224.44
Amortization	(9,599.35)	(103,597.80)	(152,807.93)	(285,278.37)
Accrued Interest	367,571.99	411,810.80	440,438.02	25,477.90
Gains and Losses	1,078.25	22,422.75	68,432.48
Total Separately Managed Accounts	\$ 1,265,307.74	\$ 483,362.22	\$ 4,517,654.64	\$ 1,932,856.45
Total All Accounts	\$ 85,583,238.30	\$ 9,058,039.39	\$ 280,541,515.93	\$ 40,299,436.01

MIKE PELLICCIOTTI
STATE TREASURER
PO BOX 40200
OLYMPIA WA 98504-0200

