



**Washington State  
Treasurer's  
Monthly Report**

**December 2021**



**MIKE PELLICCIOTTI**  
State Treasurer

In accordance with the Americans with Disabilities Act, this publication will be made available in alternate formats upon request to the Office of the State Treasurer, Legislative Building, 2nd Floor, Olympia, Washington 98504-0200, telephone (360) 902-9000, fax (360) 902-9037 or TTY Users Call: 7-1-1. Web Site: <http://tre.wa.gov>.

TABLE OF CONTENTS

	<i>Page</i>
State Treasurer’s Letter .....	1
General Fund .....	2
Treasury, Treasurer’s Trust and Local Government Investment Pool Flow Chart .....	3
Treasury & Treasurer’s Trust, Treasury and Treasurer’s Trust Charts .....	4
General Fund and Local Government Investment Pool Charts .....	5
Receipts and Disbursements for the State Treasury .....	6
Receipts and Disbursements for Trust Funds .....	18
Investment Statement .....	27
Investment Interest Income and Capital Gains .....	28





**Mike Pellicciotti**  
State Treasurer

**State of Washington  
Office of the Treasurer**

Legislative Building  
P.O. Box 40200  
Olympia, Washington 98504-0200

(360) 902-9000 • TTY 7-1-1  
[www.tre.wa.gov](http://www.tre.wa.gov)



Fellow Washingtonians,

I am pleased to report on the operations of the Office of the State Treasurer for the month of December 2021. At the close of the month, the total of the treasury & treasurer's trust book balances was \$13.8 billion with investment earnings distributed for the month of \$7.0 million.

Sincerely,

A handwritten signature in blue ink, which appears to read "Mike Pellicciotti". The signature is fluid and cursive.

Mike Pellicciotti  
State Treasurer

# GENERAL FUND

## GENERAL FUND CURRENT MONTH AND FISCAL YEAR TO DATE COMPARISON

(In Millions)

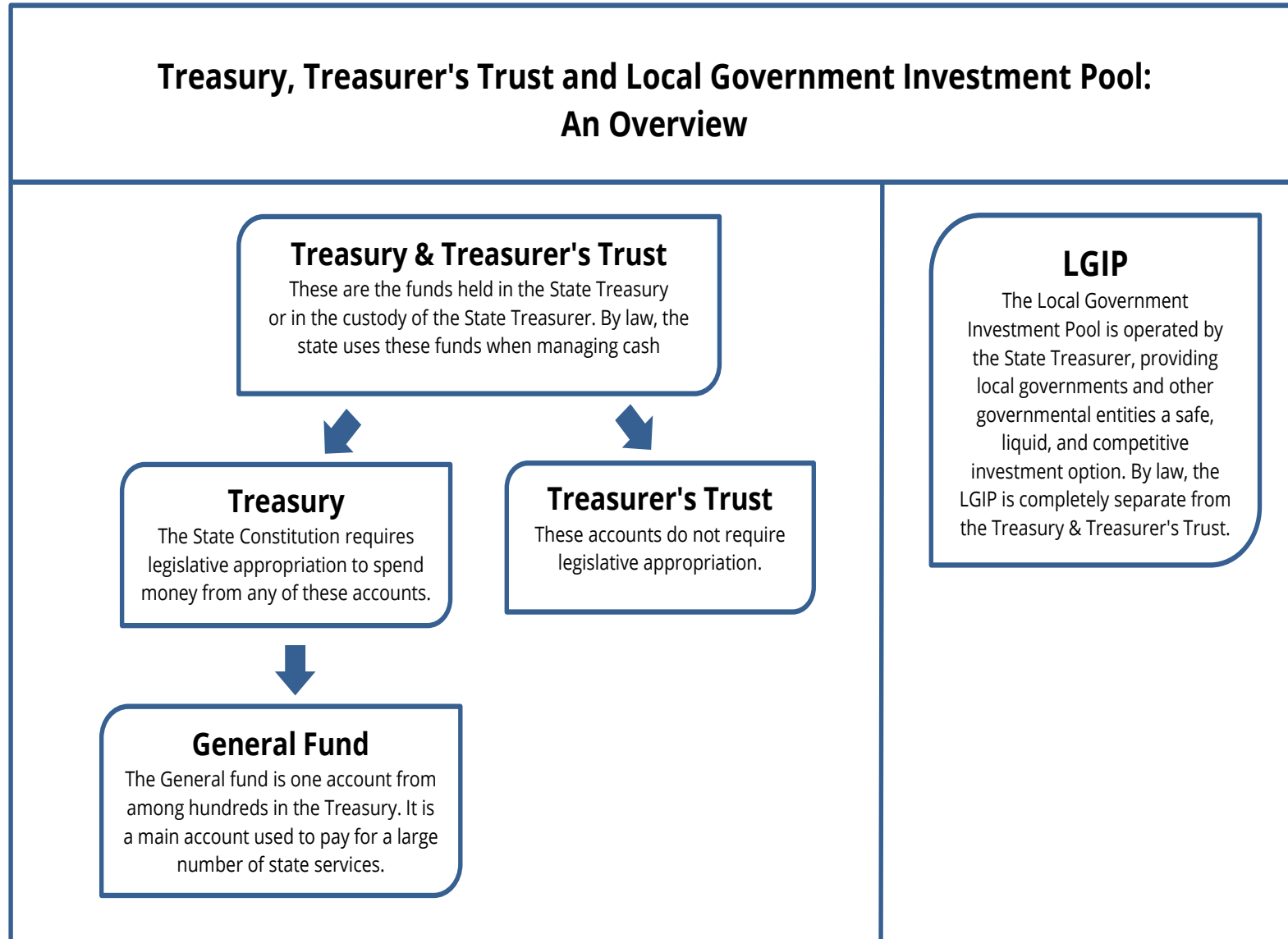
	Month of December		Fiscal Year to Date	
	2021	2020	2022	2021
<b>Beginning Book Balance</b>	\$ 3,361.061	\$ 63.111	\$ 4,614.636	\$ 2,427.397
Cash Revenue	4,490.960	3,378.894	21,968.263	20,527.218
Other Cash Receipts	(1,221.498)	1,323.170	1,518.020	2,019.835
<b>Total Cash Receipts</b>	3,269.462	4,702.064	23,486.283	22,547.053
<b>Total Cash Disbursements</b>	3,483.984	4,514.539	24,954.380	24,723.814
<b>Ending Book Balance</b>	\$ 3,146.539	\$ 250.636	\$ 3,146.539	\$ 250.636
<b>Cash Revenue</b>				
Bond Retirement & Interest	\$ 0.000	\$ 0.000	\$ (0.275)	\$ (0.266)
Secretary of State	5.892	6.002	25.058	23.027
<b>Department of Revenue:</b>				
Retail Sales Tax	1,224.796	1,060.761	6,930.112	6,090.023
Business & Occupation Tax	516.546	415.864	2,729.822	2,399.530
Compensating Tax	77.229	68.875	434.178	402.602
Cigarette Tax	24.969	34.620	139.241	179.385
Public Utility Tax	39.106	21.450	219.503	173.280
Various Other Revenue	39.644	(1.559)	171.719	363.386
Insurance Commission	151.481	153.593	330.647	325.632
Liquor and Cannabis Board	42.033	41.749	94.170	91.934
<b>Department of Licensing:</b>				
Excise Tax – Other	0.010	0.013	0.086	0.092
Various Other Revenue	0.479	0.619	7.130	8.066
Department of Social & Health Services	11.487	10.654	32.030	26.047
Universities & Colleges	0.000	(0.033)	0.000	0.000
Treasurer's Transfers	(11.044)	(9.301)	(95.480)	(69.035)
<b>Counties:</b>				
Property Tax	304.176	307.803	1,995.773	2,066.789
Real Estate Excise Tax	240.678	220.649	1,348.871	888.750
Various Other Revenue	2.582	2.374	18.131	20.690
Federal Grants-In-Aid (All Agencies)	1,788.408	1,033.931	7,379.637	7,230.488
Revenues Distributed to Local Governments	(7.204)	(6.020)	(47.867)	(43.386)
Other Agencies' Cash Revenue	39.692	16.850	255.777	350.184
<b>Total Cash Revenue</b>	\$ 4,490.960	\$ 3,378.894	\$ 21,968.263	\$ 20,527.218

Source: Agency Financial Reporting System (AFRS).

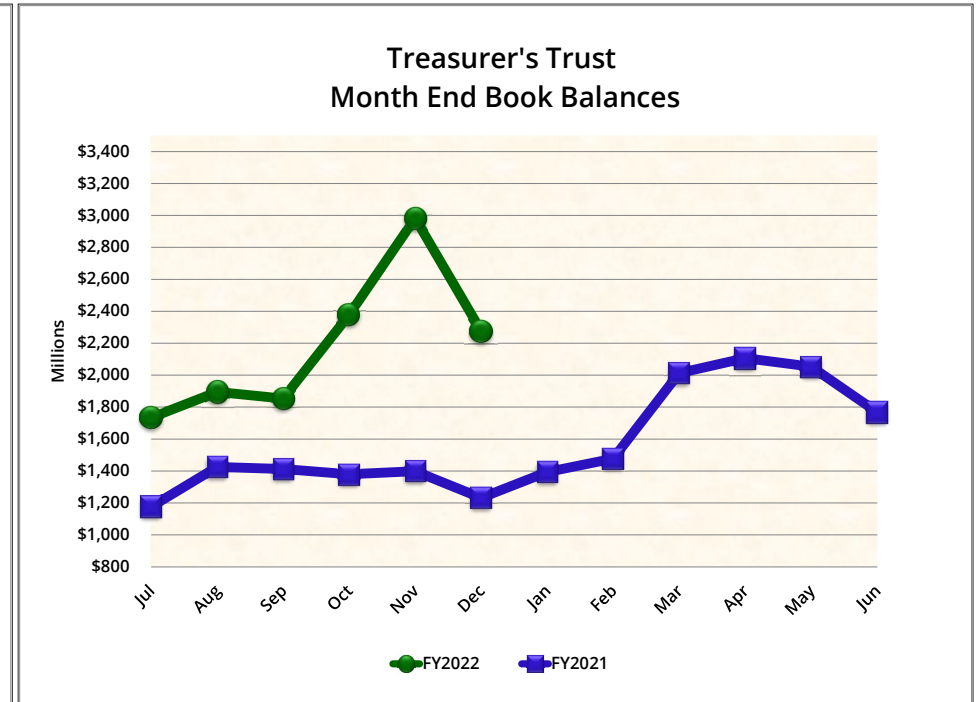
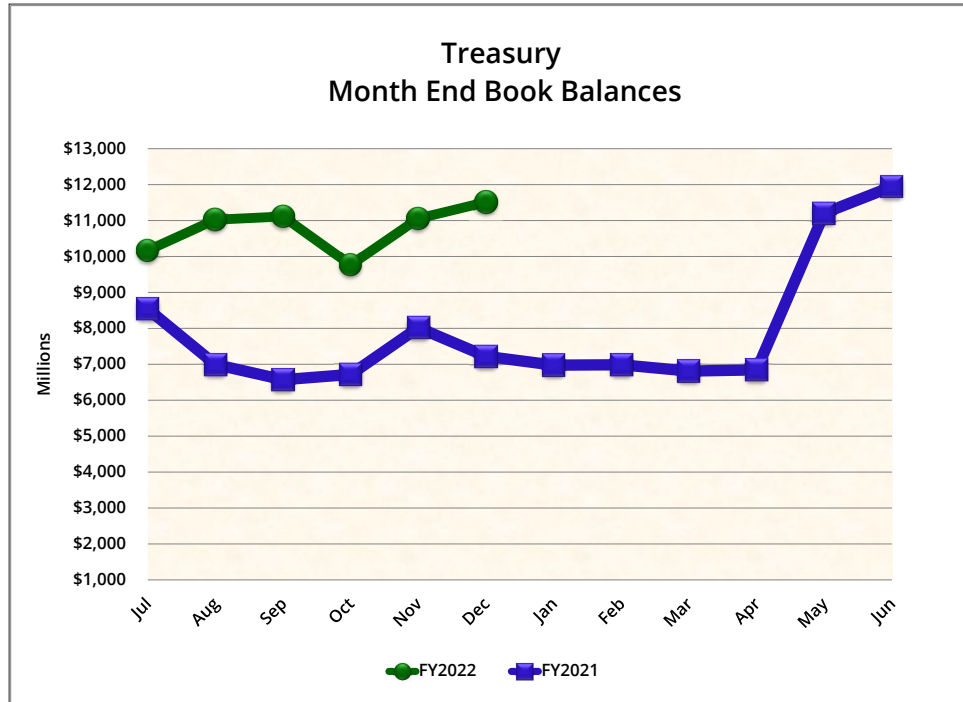
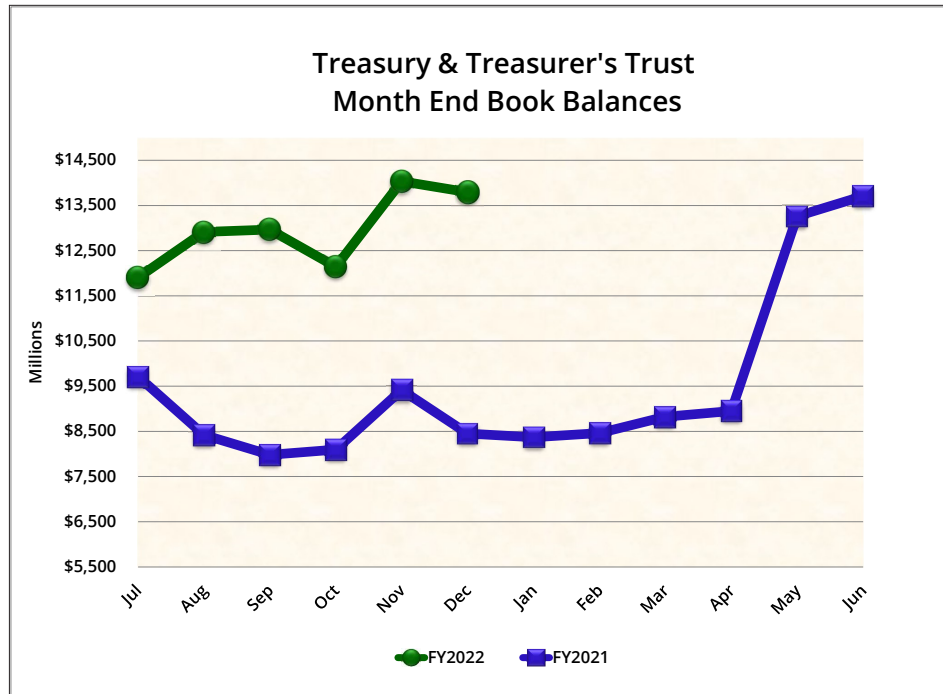
# TREASURY, TREASURER'S TRUST AND LGIP FLOW CHART

The State Treasurer is charged with the cash management of public funds, which includes two categories of state funds and accounts: (1) funds and accounts located in the state treasury, which are subject to legislative appropriation; and (2) Treasurer's trust funds, which are accounts placed in the custody of the State Treasurer, and not typically subject to legislative appropriation. Funds within these accounts are commingled for investment and cash management purposes.

This flow chart describes the structure of the Treasury and Treasurer's Trust Accounts. Month end balances of these accounts are shown on pages 4 and 5.



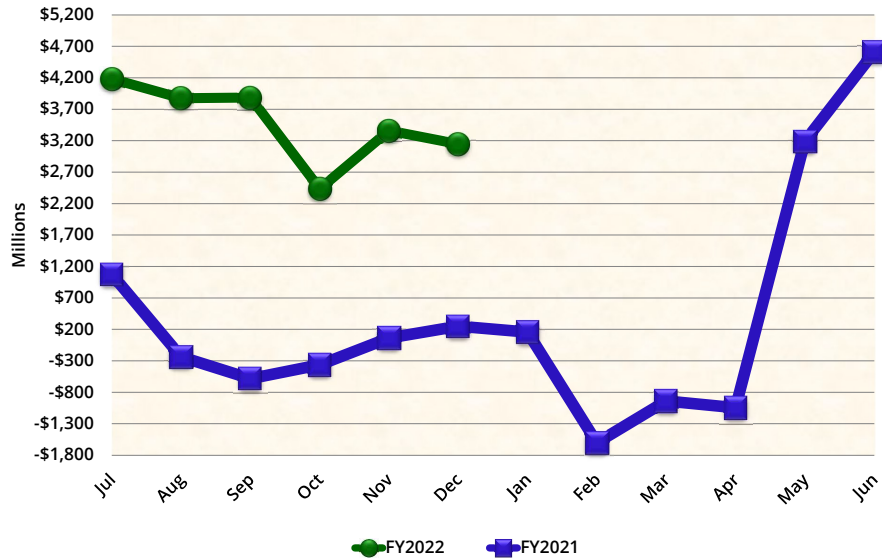
# TREASURY & TREASURER'S TRUST AND TREASURY AND TREASURER'S TRUST CHART



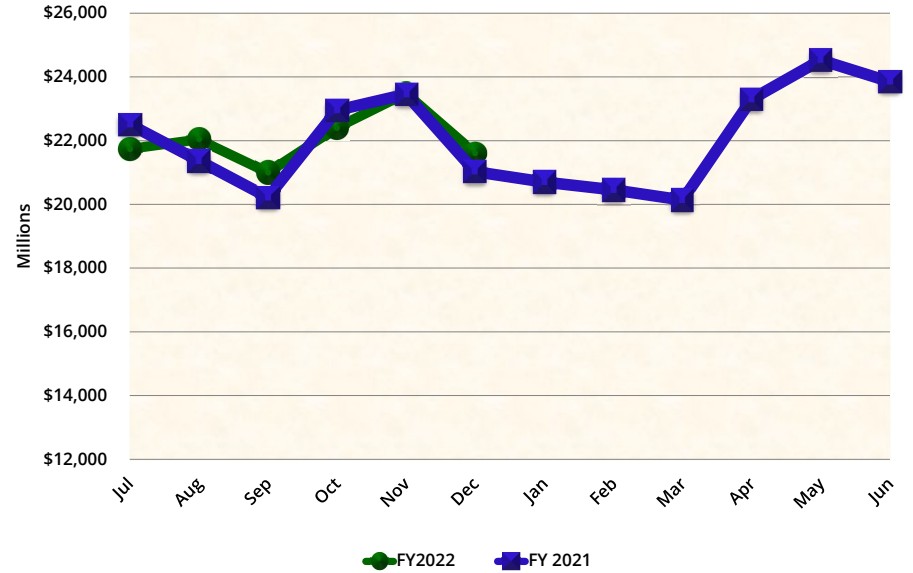


# GENERAL FUND AND LOCAL GOVERNMENT INVESTMENT POOL CHARTS

## General Fund Month End Book Balances



## Local Government Investment Pool Month End Book Balances



## LGIP Net Yield

(365 day basis)



# RECEIPTS AND DISBURSEMENTS FOR TREASURY FUNDS

	December 1, 2021		December 2021		December 31, 2021		
	Beginning Book Balance		Plus Receipts	Less Disbursements	Ending Book Balance	Outstanding Warrants	Ending Cash Balance
<b>GENERAL FUND</b>							
001 General	\$ 3,361,061,152.71	\$	3,269,461,737.85	\$ 3,483,983,716.97	\$ 3,146,539,173.59	\$ 91,892,761.96	\$ 3,238,431,935.55
018 Millersylvania Park Current	5,210.50				5,210.50		5,210.50
01E Geothermal	93,783.70				93,783.70		93,783.70
01N Institutional Impact	19,144.72				19,144.72		19,144.72
02P Flood Control Assistance	3,828,773.18			76,577.02	3,752,196.16	58.72	3,752,254.88
031 State Investment Board Expense	6,510,402.80		2,411,600.80	1,992,491.45	6,929,512.15		6,929,512.15
032 State Emergency Water Projects Revolving	221,616.92				221,616.92		221,616.92
03A Excess Earnings							
03L County Criminal Justice Assistance	2,488,181.92		881.47	129,839.21	2,359,224.18	2,226.56	2,361,450.74
03M Municipal Criminal Justice Assistance	59,147.57		32.18	42,477.79	16,701.96	989.54	17,691.50
04L Public Health Services	6.69				6.69		6.69
051 State and Local Improvements Revolving	26,744.33				26,744.33		26,744.33
055 State & Local Improve Revolving (Waste Disp Facilities, 1980)	2,639.01				2,639.01		2,639.01
05C Criminal Justice Treatment	2,783,302.97			886,873.47	1,896,429.50		1,896,429.50
05M Tourism Development and Promotion							
070 Outdoor Recreation	(3,977.62)		2,038,816.01	2,111,251.09	(76,412.70)		(76,412.70)
072 State & Local Improve Revolving (Water Supply Facilities)	842,902.26		9,546.09		852,448.35		852,448.35
09C Farm and Forest			117,044.77	117,044.77			
09G Riparian Protection			24,924.00	24,924.00			
09R Economic Development Strategic Reserve	3,632,268.88			41,040.83	3,591,228.05		3,591,228.05
10K Veterans Innovation Program	14,382.82				14,382.82		14,382.82
10P Columbia River Basin Water Supply Development	3,780,739.40		1,380.06	12,546.56	3,769,572.90		3,769,572.90
10T Hood Canal Aquatic Rehabilitation Bond							
11F Reinvesting in Youth	5.98				5.98		5.98
11N Heritage Barn Preservation							
11W Water Quality Capital	34,227.10				34,227.10		34,227.10
125 Site Closure	35,788,946.54		61,842.31	8,513.97	35,842,274.88		35,842,274.88
12J Boating Activities							
12K Puget Sound Scientific Research							
12R Independent Youth Housing							
12W Veterans Conservation Corps							
14B Budget Stabilization	34,357,132.36		12,288.09		34,369,420.45		34,369,420.45
14C Puget Sound Recovery							
14H Community Preservation & Development Authority	511,082.60			1,023.16	510,059.44		510,059.44
14L Streamlined Sales & Use Tax Mitigation	3,185,323.04				3,185,323.04		3,185,323.04
15J Building Communities							
15K Columbia River Water Delivery	16,173.66				16,173.66		16,173.66
15R Evergreen Job Training							
16V Water Rights Processing	81,287.33		200.00		81,487.33		81,487.33

# RECEIPTS AND DISBURSEMENTS FOR TREASURY FUNDS

	December 1, 2021	December 2021		December 31, 2021		
	Beginning Book Balance	Plus Receipts	Less Disbursements	Ending Book Balance	Outstanding Warrants	Ending Cash Balance
<b>GENERAL FUND (Continued)</b>						
177 Judicial Retirement Administrative	\$ .....	\$ .....	\$ .....	\$ .....	\$ .....	\$ .....
17C Opportunity Express Account	62,171.42	.....	.....	62,171.42	.....	62,171.42
17E State Efficiency and Restructuring	.....	.....	.....	.....	.....	.....
17F Washington Opportunity Pathways	140,135,464.03	13,731,551.62	18,913,600.29	134,953,415.36	114,437.39	135,067,852.75
17K Basic Health Plan Stabilization	.....	.....	.....	.....	.....	.....
18H Opportunity Expansion	326.64	.....	.....	326.64	.....	326.64
19K Yakima Integrated Plan Implementation	.....	.....	.....	.....	.....	.....
19L Charter Schools Oversight	440,678.57	148,660.38	183,432.31	405,906.64	2,448.90	408,355.54
19N Diesel Idle Reduction	.....	.....	.....	.....	.....	.....
20C Yakima Integrated Plan Implementation Taxable Bond	.....	.....	.....	.....	.....	.....
20F Invest in Washington	.....	.....	.....	.....	.....	.....
21B Chehalis Basin	.....	.....	.....	.....	.....	.....
21D Dairy Nutrient Infrastructure	.....	.....	.....	.....	.....	.....
21P Sexual Assault Prevention and Response	.....	.....	.....	.....	.....	.....
21R DCYF Contracted Services Performance Improvement	.....	.....	.....	.....	.....	.....
22C Early Learning Facilities Revolving	(166,803.50)	271,266.87	468,120.50	(363,657.13)	52,405.87	(311,251.26)
22D Early Learning Facilities Development	(0.09)	.....	.....	(0.09)	.....	(0.09)
22T Statewide Tourism Marketing	4,556,456.16	212,172.72	7,485.08	4,761,143.80	.....	4,761,143.80
23H Defense Community Compatibility	.....	.....	.....	.....	.....	.....
23J Statewide Broadband	27,649,045.05	9,894.70	34,373.15	27,624,566.60	53.23	27,624,619.83
244 Habitat Conservation	(36,961.04)	150,353.69	177,107.59	(63,714.94)	.....	(63,714.94)
24H Career Connected Learning	.....	.....	.....	.....	.....	.....
24M Climate Resiliency	.....	.....	.....	.....	.....	.....
24U Sustainable Farms and Fields	.....	.....	.....	.....	.....	.....
253 Education Construction	22,375.46	8.00	.....	22,383.46	.....	22,383.46
25C Elementary & Secondary School Emergency Relief III	(20,106.32)	26,412,800.01	28,535,386.46	(2,142,692.77)	2,005,045.91	(137,646.86)
25D Manufacturing and Warehousing Job Centers	5,062,527.67	.....	1,687,472.33	3,375,055.34	.....	3,375,055.34
25F Forest Resiliency	5,557,651.45	.....	300,314.51	5,257,336.94	.....	5,257,336.94
25G Manufacturing Cluster Acceleration	1,405,000.00	.....	.....	1,405,000.00	.....	1,405,000.00
25H Fair Start for Kids	.....	.....	.....	.....	.....	.....
25P Wildfire Response, Forest Restoration, and Community Resilience	.....	.....	.....	.....	.....	.....
291 Education Savings	.....	.....	.....	.....	.....	.....
355 State Taxable Building Construction	66,344,467.90	(271,396.43)	11,037,321.78	55,035,749.69	496.77	55,036,246.46
359 School Constr & Skill Ctrs Bldg	45,601.27	.....	.....	45,601.27	.....	45,601.27
488 Special Personnel Litigation Revolving	.....	.....	.....	.....	.....	.....
489 Pension Funding Stabilization	17,787,233.50	6,361.82	.....	17,793,595.32	.....	17,793,595.32
548 LEOFF System Plan 2 Expense	136,172.29	120,456.23	141,168.98	115,459.54	916.76	116,376.30
702 Dedicated McCleary Penalty	.....	.....	.....	.....	.....	.....
706 Coronavirus State Fiscal Recovery Fund	(466,516,245.37)	2,125,140,444.21	476,635,879.62	1,181,988,319.22	715,002.58	1,182,703,321.80

# RECEIPTS AND DISBURSEMENTS FOR TREASURY FUNDS

	December 1, 2021		December 2021		December 31, 2021		
	Beginning Book Balance		Plus Receipts	Less Disbursements	Ending Book Balance	Outstanding Warrants	Ending Cash Balance
<b>GENERAL FUND (Continued)</b>							
707 Washington Rescue Plan Transition	\$ 1,000,000,000.00	\$ .....	\$ .....	\$ 1,000,000,000.00	\$ .....	\$ 1,000,000,000.00	
828 Tobacco Prevention and Control	1,034,837.81		373.78	23,693.00	1,011,518.59	1,011,518.59	
830 Agricultural College Trust Management	\$635,455.36		1,583,000.02	68,029.36	2,150,426.02	67.66	
<b>TOTAL GENERAL FUND</b>	<b>\$ 4,263,475,949.63</b>	<b>\$ 5,441,656,241.25</b>	<b>\$ 4,027,641,705.25</b>	<b>\$ 5,677,490,485.63</b>	<b>\$ 94,786,911.85</b>	<b>\$ 5,772,277,397.48</b>	
<b>SPECIAL REVENUE FUNDS</b>							
002 Hospital Data Collection	\$ 169,791.51	\$ 1,905.97	\$ 13,901.19	\$ 157,796.29	\$ .....	\$ 157,796.29	
003 Architects' License	906,721.64		75,550.67	31,036.12	951,236.19	12.22	
007 Winter Recreational Program	2,700,645.39		412,785.00	68,465.65	3,044,964.74	50.00	
014 Forest Development	20,115,143.13		1,456.25	(2,104,286.28)	22,220,885.66	963.83	
01B ORV & Non-Highway Vehicle Account	1,578,017.24		307,457.80	296,539.16	1,588,935.88	40.16	
01M Snowmobile	3,946,805.93		489,925.23	30,792.52	4,405,938.64	4,405,938.64	
024 Professional Engineers'	1,373,852.52		197,638.00	285,213.83	1,286,276.69	865.00	
025 Pilotage	(621,048.74)		356,388.06	108,441.54	(373,102.22)	(373,102.22)	
026 Real Estate Commission	3,255,213.41		681,243.25	398,552.04	3,537,904.62	2,593.87	
027 Reclamation	5,385,875.14		404,227.88	203,631.61	5,586,471.41	11,150.00	
02A Surveys and Maps	844,023.78		70,957.42	55,886.97	859,094.23	54.34	
02G Health Professions	24,285,838.74		6,055,085.89	9,078,168.20	21,262,756.43	99,211.46	
02H Business Enterprises Revolving	1,245,466.30		41,566.02	43,954.98	1,243,077.34	1,832.45	
02J Certified Public Accountants'	3,066,162.46		74,466.20	135,981.93	3,004,646.73	661.00	
02K Death Investigations	1,083,710.59		540,785.96	272,287.08	1,352,209.47	4,348.98	
02M Essential Rail Assistance	595,936.00		2,124.58	5,316.66	592,743.92	4,821.25	
02N Parkland Acquisition	93,641.19	.....	.....	93,641.19	.....	93,641.19	
02R Aquatic Lands Enhancement	7,625,088.62		1,387.21	(104,890.18)	7,731,366.01	3,627.12	
02W Timber Tax Distribution	600,704.98		316,099.22	268,970.84	647,833.36	11,015.19	
030 Landowner Contingency Forest Fire Suppression	(2,351,826.57)	.....	.....	(17,223.99)	(2,334,602.58)	(2,334,602.58)	
039 Aeronautics	3,533,435.97		536,301.62	90,491.42	3,979,246.17	6,874.78	
03B Asbestos	1,114,160.21		30,375.00	22,328.13	1,122,207.08	44.07	
03C Emergency Medical Services and Trauma Care System Trust	11,949,234.97		794,618.03	108,247.07	12,635,605.93	12,668.50	
03F Enhanced 911	6,006,896.60		2,463,241.50	1,531,679.72	6,938,458.38	110,596.20	
03N Business License	8,729,108.11		3,644,600.39	3,162,394.69	9,211,313.81	130,027.99	
03P Fire Service Trust	616,317.28		1,955.00	747.00	617,525.28	617,525.28	
03R Safe Drinking Water	3,879,532.71		23,399.98	339,698.70	3,563,233.99	5.22	
041 Resource Management Cost	12,452,168.65		7,168.90	(1,513,399.37)	13,972,736.92	4,728.79	
042 Charitable, Educational, Penal, and Reformatory Institutions	3,932,478.56		1,540.96	175,277.11	3,758,742.41	7,419.96	
044 Waste Reduction, Recycling, and Litter Control	11,066,172.09		1,792,413.23	822,748.05	12,035,837.27	5,724.27	
045 State Vehicle Parking	(655,202.60)		255,088.45	291,582.96	(691,697.11)	438.96	
048 Marine Fuel Tax Refund	260,504.71	.....	.....	260,504.71	.....	260,504.71	
04E Uniform Commercial Code	3,003,948.97		(763,410.73)	83,153.01	2,157,385.23	163.58	

# RECEIPTS AND DISBURSEMENTS FOR TREASURY FUNDS

	December 1, 2021		December 2021		December 31, 2021		
	Beginning Book Balance		Plus Receipts	Less Disbursements	Ending Book Balance	Outstanding Warrants	Ending Cash Balance
<b>SPECIAL REVENUE FUNDS (Continued)</b>							
04H Surface Mining Reclamation	\$ 2,184,447.94	\$	100.22	\$ (50,475.01)	\$ 2,235,023.17	\$ .....	\$ 2,235,023.17
04M Recreational Fisheries Enhancement	1,540,239.38		10,875.05	93,478.65	1,457,635.78	7,867.13	1,465,502.91
04R Drinking Water Assistance	132,797,822.74		4,131,798.59	4,987,040.28	131,942,581.05	351,491.61	132,294,072.66
04V Vehicle License Fraud	416,880.43		3,561.96	.....	420,442.39	.....	420,442.39
04W Waterworks Operator Certification	1,063,118.01		16,581.50	39,632.03	1,040,067.48	261.00	1,040,328.48
05B Public Works Assistance	17,162,964.77		3,623,714.09	2,112,271.80	18,674,407.06	8,788.71	18,683,195.77
05H Disaster Response	(9,776,529.61)		6,681,336.01	11,906,732.28	(15,001,925.88)	1,038,977.03	(13,962,948.85)
05R Drinking Water Assistance Administrative	3,961,809.70		1,421.27	89,592.82	3,873,638.15	.....	3,873,638.15
05W State Drought Preparedness and Response	2,281,433.53		.....	.....	2,281,433.53	.....	2,281,433.53
06A Salmon Recovery	27,893.34		.....	.....	27,893.34	.....	27,893.34
06G Real Estate Appraiser Commission	700,172.08		71,303.89	33,829.89	737,646.08	126.92	737,773.00
06K Lead Paint	203,788.86		3,550.00	9,953.80	197,385.06	.....	197,385.06
06L Business and Professions	7,374,374.03		774,785.80	425,304.09	7,723,855.74	6,725.28	7,730,581.02
06R Real Estate Research	823,758.47		20,070.00	.....	843,828.47	10.00	843,838.47
06T License Plate Technology	1,107,554.99		128,097.95	1,964.63	1,233,688.31	18.43	1,233,706.74
071 Warm Water Game Fish	1,516,469.66		10,597.95	95,711.51	1,431,356.10	500.37	1,431,856.47
07W Domestic Violence Prevention	2,052,601.26		90,005.64	54,042.02	2,088,564.88	49,684.52	2,138,249.40
080 Grade Crossing Protective	215,495.25		77.07	8,380.50	207,191.82	.....	207,191.82
081 State Patrol Highway	14,446,691.81		27,060,477.34	20,662,028.95	20,845,140.20	209,242.09	21,054,382.29
082 Motorcycle Safety Education	2,794,881.17		186,678.55	79,656.66	2,901,903.06	31.56	2,901,934.62
084 Building Code Council	1,054,308.89		61,810.10	63,084.58	1,053,034.41	.....	1,053,034.41
086 Fire Service Training	38,751.66		165,801.31	427,728.18	(223,175.21)	19,010.26	(204,164.95)
087 Park Land Trust Revolving	3,231,638.17		112,989.84	(208,909.06)	3,553,537.07	815.28	3,554,352.35
08A Education Legacy Trust	696,441,828.11		71,235,907.43	14,652,401.61	753,025,333.93	1,071,823.50	754,097,157.43
08H Military Department Rental and Lease	4,790,497.19		20,346.93	4,421.21	4,806,422.91	.....	4,806,422.91
08K Problem Gambling	1,074,717.73		101,458.11	80,811.61	1,095,364.23	.....	1,095,364.23
08M Small City Pavement and Sidewalk	1,186,308.29		79,673.95	134,025.59	1,131,956.65	.....	1,131,956.65
08R Waste Tire Removal	1,762,731.15		682,322.95	11,318.01	2,433,736.09	.....	2,433,736.09
094 Transportation Infrastructure	6,071,382.43		2,170.54	170.38	6,073,382.59	.....	6,073,382.59
095 Electrical License	13,796,927.89		2,384,392.77	2,139,551.21	14,041,769.45	5,886.13	14,047,655.58
096 Highway Infrastructure	2,067,705.36		739.53	.....	2,068,444.89	.....	2,068,444.89
097 Recreational Vehicle	3,553,003.57		31,724.61	.....	3,584,728.18	.....	3,584,728.18
099 Puget Sound Capital Construction	(1,011,250.31)		23,722,465.89	14,289,168.37	8,422,047.21	.....	8,422,047.21
09E Freight Mobility Investment	9,648,778.45		692,479.65	81,890.29	10,259,367.81	.....	10,259,367.81
09H Transportation Partnership	6,421,109.43		9,099,655.20	7,610,024.27	7,910,740.36	20,013.27	7,930,753.63
09P City-County Assistance	6,747,387.40		2,970,958.95	9,611,939.27	106,407.08	.....	106,407.08
09T Washington Main Street Trust Fund	52,138.16		.....	.....	52,138.16	.....	52,138.16
102 Rural Arterial Trust	17,320,095.14		2,733,482.06	2,129,303.36	17,924,273.84	161.13	17,924,434.97
104 Limited Fish And Wildlife	20,083,006.52		686,536.88	902,804.87	19,866,738.53	13,273.44	19,880,011.97

# RECEIPTS AND DISBURSEMENTS FOR TREASURY FUNDS

	December 1, 2021		December 2021		December 31, 2021						
	Beginning Book Balance		Plus Receipts	Less Disbursements	Ending Book Balance	Outstanding Warrants	Ending Cash Balance				
<b>SPECIAL REVENUE FUNDS (Continued)</b>											
106 Highway Safety	\$ 56,264,524.61	\$	6,566,989.28	\$	11,299,919.01	\$	51,531,594.88	\$	119,581.64	\$	51,651,176.52
107 Liquor Excise Tax	6,275,897.37		7,173,098.63		20,179.57		13,428,816.43		266.15		13,429,082.58
108 Motor Vehicle	455,848,676.42		164,025,828.93		147,743,621.75		472,130,883.60		5,704,644.43		477,835,528.03
109 Puget Sound Ferry Operations	34,817,899.60		5,962,672.04		23,832,878.99		16,947,692.65		155,746.56		17,103,439.21
10A Aquatic Algae Control	549,713.66		1,235.00		22,827.20		528,121.46		.....		528,121.46
10B Home Security Fund	98,592,046.20		12,019,983.27		4,068,266.34		106,543,763.13		45,978.53		106,589,741.66
10G Water Rights Tracking System	160,555.02		1,648.91		.....		162,203.93		.....		162,203.93
110 Special Wildlife	6,160,056.65		601,171.69		(173,490.52)		6,934,718.86		2,863.02		6,937,581.88
111 Public Service Revolving	6,266,169.75		729,451.60		1,762,975.22		5,232,646.13		27,047.55		5,259,693.68
113 Common School Construction	37,029,835.07		860,003.25		(5,683,873.28)		43,573,711.60		5,251.23		43,578,962.83
116 Basic Data	7,709.01		.....		.....		7,709.01		.....		7,709.01
119 Unemployment Compensation Administration	(3,452,252.09)		29,757,424.84		25,955,622.91		349,549.84		5,146,136.68		5,495,686.52
11B Regional Mobility Grant Program	51,496,386.00		9,727,898.40		2,186,243.25		59,038,041.15		887,928.00		59,925,969.15
11E Freight Mobility Multimodal	7,757,565.09		504,198.14		2,717.26		8,259,045.97		.....		8,259,045.97
11H Forest and Fish Support	5,187,511.64		433,349.20		352,906.65		5,267,954.19		.....		5,267,954.19
11K Washington Auto Theft Prevention Authority	(17,336.56)		203,024.05		178,432.19		7,255.30		.....		7,255.30
120 Administrative Contingency	24,583,213.94		305,526.33		534,083.88		24,354,656.39		12,018.11		24,366,674.50
12C Affordable Housing For All	30,259,956.30		2,988,863.61		2,564,235.61		30,684,584.30		202.92		30,684,787.22
12M Charitable Organization Education	1,577,142.44		63,275.00		22,950.00		1,617,467.44		.....		1,617,467.44
12T Traumatic Brain Injury	1,588,894.13		95,256.99		92,406.13		1,591,744.99		3,300.00		1,595,044.99
134 Employment Services Administrative	36,786,229.00		4,558,772.33		1,518,165.36		39,826,835.97		890.72		39,827,726.69
138 Insurance Commissioner's Regulatory	28,456,592.95		25,831.95		2,332,768.27		26,149,656.63		21,426.05		26,171,082.68
144 Transportation Improvement	26,836,981.77		8,853,689.92		7,763,477.96		27,927,193.73		.....		27,927,193.73
146 Firearms Range	1,840,834.70		23,837.76		82,679.23		1,781,993.23		1,334.87		1,783,328.10
14A Wildlife Rehabilitation	579,606.81		14,218.10		19,279.47		574,545.44		1.67		574,547.11
14G Ballast Water and Biofouling Management	38,556.87		.....		.....		38,556.87		.....		38,556.87
14M Financial Fraud & ID Theft	984,962.86		993,715.00		3,294.87		1,975,382.99		106.46		1,975,489.45
14R Military Active State Service	491,835.58		.....		7,269.58		484,566.00		.....		484,566.00
14V Ignition Interlock Device	848,982.11		381,954.50		382,254.10		848,682.51		.....		848,682.51
150 Low-Income Weatherization/ Structural Rehabilitation Assistance	1,570,269.08		560.81		20,073.70		1,550,756.19		.....		1,550,756.19
153 Rural Mobility Grant Program	6,982,797.56		4,030,512.47		980,759.49		10,032,550.54		.....		10,032,550.54
154 New Motor Vehicle Arbitration	1,231,412.83		56,982.00		54,185.20		1,234,209.63		5,684.00		1,239,893.63
158 Aquatic Land Dredged Material Disposal Site	410,388.98		3.78		(2,000.00)		412,392.76		.....		412,392.76
159 Parks Improvement	1,212,027.38		(460,324.36)		16,716.28		734,986.74		4,483.25		739,469.99
15H Cleanup Settlement	58,952,456.07		21,106.16		703,816.66		58,269,745.57		.....		58,269,745.57
15M Biotoxin	561,296.80		30,133.54		108,928.20		482,502.14		3,646.18		486,148.32
160 Wood Stove Education and Enforcement	603,812.10		56,575.56		10,967.48		649,420.18		.....		649,420.18
162 Farm Labor Contractor	135,125.23		9,810.00		.....		144,935.23		.....		144,935.23
167 Natural Resources Conservation Areas Stewardship	538,517.72		3.78		(21,422.64)		559,944.14		.....		559,944.14

# RECEIPTS AND DISBURSEMENTS FOR TREASURY FUNDS

	December 1, 2021			December 2021		December 31, 2021		
	Beginning Book Balance	Plus Receipts	Less Disbursements	Ending Book Balance	Outstanding Warrants	Ending Cash Balance		
<b>SPECIAL REVENUE FUNDS (Continued)</b>								
16A Judicial Stabilization Trust	\$ 1,638,734.78	\$ 356,444.46	\$ 8,501.75	\$ 1,986,677.49	\$ 400.00	\$ 1,987,077.49		
16J SR 520 Corridor	101,891,652.82	(4,337,583.03)	(3,361,576.77)	100,915,646.56		100,915,646.56		
16M Appraisal Management Company	301,139.16	121,645.00	4,693.53	418,090.63		418,090.63		
16P Marine Resources Stewardship Trust	24,842.37	8.89		24,851.26		24,851.26		
16W Hospital Safety Net Assessment	74,285,562.13	63,235,549.60	40,319,331.66	97,201,780.07		97,201,780.07		
172 Basic Health Plan Trust	8,781,699.00			8,781,699.00		8,781,699.00		
176 Water Quality Permit	21,407,782.18	5,792,525.92	1,584,945.99	25,615,362.11	1,460.19	25,616,822.30		
17B Home Visiting Services	8,144,801.82	2,722,972.76	752,512.79	10,115,261.79	108.00	10,115,369.79		
17N Complete Streets Grant Program	1,891,214.00	1,833,750.00		3,724,964.00		3,724,964.00		
17P SR520 Civil Penalties	6,627,772.44	(250,140.84)	(48,088.77)	6,425,720.37		6,425,720.37		
17T Health Benefit Exchange	26,494,328.31	5,885,189.67	529,840.35	31,849,677.63		31,849,677.63		
17W Limousine Carriers	76,077.56			76,077.56		76,077.56		
182 Underground Storage Tank	2,497,165.36	194,531.30	146,506.89	2,545,189.77	829.61	2,546,019.38		
186 County Arterial Preservation	994,305.53	2,163,323.35	1,197,276.89	1,960,351.99	460.36	1,960,812.35		
18J Capital Vessel Replacement	39,976,626.89	(2,308,622.75)	11,060.53	37,656,943.61	323.33	37,657,266.94		
18L Hydraulic Project Approval								
199 Biosolids Permit	929,768.80		73,926.30	855,842.50	380.60	856,223.10		
19A Medicaid Fraud Penalty	5,362,720.23	107,345.01	289,314.39	5,180,750.85	5,166.38	5,185,917.23		
19C Forest Practice Application	174,994.63	52.95	22,887.23	152,160.35	500.00	152,660.35		
19T DOL Technology Improvement and Data Management	768,957.59	56,631.34	36,235.29	789,353.64	10.68	789,364.32		
19V Andy Hill Cancer Research Endowment Fund	13,457,642.71	1,287,761.18	187,632.25	14,557,771.64		14,557,771.64		
200 Regional Fisheries Enhancement Salmonid Recovery	3,946.16	25,579.79	32,227.56	(2,701.61)		(2,701.61)		
201 Department of Licensing Services	4,089,882.94	257,608.66	225,118.34	4,122,373.26	36.84	4,122,410.10		
202 Medical Test Site Licensure	978,762.66	37,413.62	127,894.96	888,281.32		888,281.32		
204 Volunteer Fire Fighters' and Reserve Officers' Administrative	2,649,218.01	953.35	30,176.73	2,619,994.63	45.39	2,620,040.02		
207 Hazardous Waste Assistance	4,564,828.09	30,921.34	210,484.65	4,385,264.78	5,753.75	4,391,018.53		
20B Brownfield Redevelopment Trust Fund								
20H Connecting Washington	411,180,558.14	65,136,033.33	86,726,201.66	389,590,389.81	8,719,831.86	398,310,221.67		
20J Electric Vehicle	12,112,898.13	1,380,637.10	(150.00)	13,493,685.23	150.00	13,493,835.23		
20M Puget Sound Taxpayer Accountability	2,466,182.82	1,987,541.04	3,777,462.53	676,261.33		676,261.33		
20N Transportation Future Funding Program	5,785,445.17	2,069.21		5,787,514.38		5,787,514.38		
20R Radioactive Mixed Waste	754,835.34	2,221,445.36	822,950.49	2,153,330.21	3,678.32	2,157,008.53		
20T PLIA Underground Storage Tank Revolving	18,099,317.84	11,496.43	71,435.29	18,039,378.98		18,039,378.98		
215 Special Category C	15,202,939.93	411,776.82	784,839.09	14,829,877.66	2,934.01	14,832,811.67		
216 Air Pollution Control	16,727,431.66	15,136.60	187,270.05	16,555,298.21	5,538.89	16,560,837.10		
217 Oil Spill Prevention	7,654,954.56	865,389.19	256,167.56	8,264,176.19	424.49	8,264,600.68		
218 Multimodal Transportation	333,335,158.27	(24,131,464.68)	9,805,082.70	299,398,610.89	560,083.01	299,958,693.90		
21E Concealed Pistol License Renewal	356,287.43	9,270.24	1,692.18	363,865.49		363,865.49		
21H Wastewater Treatment Plant Operator Certification	455,364.37	96,712.00	18,127.29	533,949.08	150.50	534,099.58		

# RECEIPTS AND DISBURSEMENTS FOR TREASURY FUNDS

	December 1, 2021		December 2021		December 31, 2021		
	Beginning Book Balance		Plus Receipts	Less Disbursements	Ending Book Balance	Outstanding Warrants	Ending Cash Balance
<b>SPECIAL REVENUE FUNDS (Continued)</b>							
21M Distracted Driving Prevention	\$ 27,882.67	\$	724.61	\$ .....	\$ 28,607.28	\$ .....	\$ 28,607.28
21S Aquatic Invasive Species Management	225,918.58		2,970.00	11,137.31	217,751.27	134.69	217,885.96
21V Construction Registration Inspection	4,708,061.53		1,157,717.02	934,989.05	4,930,789.50	1,702.15	4,932,491.65
222 Freshwater Aquatic Weeds	1,251,167.59		13,872.00	(5,093.53)	1,270,133.12	3.00	1,270,136.12
223 State Oil Spill Response	3,747,385.54		218,002.11	34,152.47	3,931,235.18	.....	3,931,235.18
22J Abandoned Recreational Vehicle Disposal	2,095,991.54		62,694.86	47,995.00	2,110,691.40	.....	2,110,691.40
22M Energy Efficiency	8,357,195.54	.....	.....	267,671.78	8,089,523.76	53.23	8,089,576.99
22R Internet Consumer Access	.....	.....	.....	.....	.....	.....	.....
22U Secure Drug Take-Back Program	917,085.08	.....	.....	48,086.77	868,998.31	.....	868,998.31
22W Public Disclosure Transparency	1,680,307.73		5,160.00	36,345.67	1,649,122.06	300.00	1,649,422.06
234 Public Works Administration	8,391,895.53		473,773.25	455,353.48	8,410,315.30	62,600.43	8,472,915.73
235 Youth Tobacco & Vapor Product Prevention	1,694,025.95		166,827.45	241,886.09	1,618,967.31	11,105.00	1,630,072.31
237 Recreation Access Pass	1,320,952.06		(51,564.32)	3,330.00	1,266,057.74	540.00	1,266,597.74
23G Vulnerable Roadway User Education	9,469.79		363.88	.....	9,833.67	.....	9,833.67
23N Model Toxics Control Capital	162,932,802.29		9,198,662.19	5,247,410.08	166,884,054.40	4,383.54	166,888,437.94
23P Model Toxics Control Operating	67,892,775.06		16,643,805.35	11,495,871.14	73,040,709.27	421,127.40	73,461,836.67
23R Model Toxics Control Stormwater	56,042,331.91		3,912,213.81	1,518,340.64	58,436,205.08	.....	58,436,205.08
23S Puget Sound Gateway Facility	8,347,606.60		2,985.69	.....	8,350,592.29	.....	8,350,592.29
23T Congestion Relief Traffic Safety	95,211.61		1,421.09	.....	96,632.70	.....	96,632.70
23V Voluntary Cleanup	323,114.36		52,107.63	.....	375,221.99	.....	375,221.99
23W Paint Product Stewardship	6,375.61	.....	.....	.....	6,375.61	.....	6,375.61
24B Foundational Public Health Services	12,945,825.02		1,287,762.75	4,374.09	14,229,213.68	.....	14,229,213.68
24J Workforce Education Investment	97,794,184.02		37,916,531.77	25,985,735.61	109,724,980.18	.....	109,724,980.18
24K Agency Financial Transaction	6,302,363.67		661,380.33	375,757.44	6,587,986.56	3.00	6,587,989.56
24L Ambulance Transport	3,753,526.60		9,540.17	.....	3,763,066.77	.....	3,763,066.77
24N Fish, Wildlife, and Conservation	6,449,332.31		965,869.12	1,946,967.25	5,468,234.18	46,773.38	5,515,007.56
24P Insurance Commissioner's Fraud	1,521,084.24		10.00	146,620.83	1,374,473.41	100.00	1,374,573.41
24Q Cooper Jones Active Transportation Safety	516,704.00		130,233.00	.....	646,937.00	.....	646,937.00
24V Telebehavioral Health Access	134,547.40	.....	.....	.....	134,547.40	.....	134,547.40
25M State Health Care Affordability	.....	.....	.....	.....	.....	.....	.....
25N Statewide 988 Behavioral Health Crisis Response & Suicide Prevention Line	2,071,663.08		2,328,795.47	32,408.41	4,368,050.14	.....	4,368,050.14
25Q Clean Fuels Program	.....	.....	.....	.....	.....	.....	.....
25T Refrigerant Emission Management	.....	.....	.....	.....	.....	.....	.....
25U Department of Licensing Wage Lien	.....	.....	.....	.....	.....	.....	.....
25W Driver Licensing Technology Support	(74.00)	.....	.....	.....	(74.00)	.....	(74.00)
260 University of Washington Operating Fees	123.54	.....	.....	.....	123.54	.....	123.54
262 Manufactured Home Installation Training	670,427.47		16,637.34	20,567.38	666,497.43	.....	666,497.43
263 Community and Economic Development Fee	6,185,114.85		70,600.00	32,360.68	6,223,354.17	110.48	6,223,464.65
267 Recreation Resources	26,216,337.21		780,665.89	2,532,380.74	24,464,622.36	.....	24,464,622.36



# RECEIPTS AND DISBURSEMENTS FOR TREASURY FUNDS

	December 1, 2021	December 2021		December 31, 2021		
	Beginning Book Balance	Plus Receipts	Less Disbursements	Ending Book Balance	Outstanding Warrants	Ending Cash Balance
<b>SPECIAL REVENUE FUNDS (Continued)</b>						
268 Nonhighway and Off-Road Vehicle Activities (NOVA) Program	\$ 11,426,998.36	\$ 533,735.52	\$ 420,166.85	\$ 11,540,567.03	\$ 110,618.07	\$ 11,651,185.10
269 Parks Renewal and Stewardship	40,935,608.07	5,387,453.57	4,162,312.17	42,160,749.47	48,923.37	42,209,672.84
26A Carbon Emissions Reduction	.....	.....	.....	.....	.....	.....
26B Climate Investment	.....	.....	.....	.....	.....	.....
26C Climate Commitment	.....	.....	.....	.....	.....	.....
26D Natural Climate Solutions	.....	.....	.....	.....	.....	.....
26E Air Quality and Health Disparities Improvement	.....	.....	.....	.....	.....	.....
271 Washington State University Operating Fees	.....	.....	.....	.....	.....	.....
275 Central Washington University Operating Fees	.....	.....	.....	.....	.....	.....
277 State Agency Parking	348,959.14	1,245.00	3,990.00	346,214.14	.....	346,214.14
285 Growth Management Planning and Environmental Review	4,324,856.43	309,816.18	6,224.57	4,628,448.04	105.93	4,628,553.97
296 Columbia River Basin Water Supply Rev Recovery	5,995,527.10	13,685.80	6,406.78	6,002,806.12	.....	6,002,806.12
315 Dedicated Marijuana Fund	217,611,653.94	44,525,649.09	11,301,078.25	250,836,224.78	173,526.20	251,009,750.98
319 Public Health Supplemental	3,186,218.31	19,462.55	220,819.28	2,984,861.58	15,548.94	3,000,410.52
404 State Treasurer's Service	44,432,035.95	(96,082.36)	734,131.03	43,601,822.56	986.00	43,602,808.56
408 Coastal Protection	1,608,433.87	13,758.65	17,624.11	1,604,568.41	.....	1,604,568.41
441 Local Government Archives	4,325,264.48	423,080.79	537,353.88	4,210,991.39	78.40	4,211,069.79
500 Perpetual Surveillance and Maintenance	48,684,359.64	17,412.21	.....	48,701,771.85	.....	48,701,771.85
507 Oyster Reserve Land	501,400.53	182.20	8,678.41	492,904.32	.....	492,904.32
511 Tacoma Narrows Toll Bridge	16,270,861.62	4,389,619.46	(4,905,925.51)	25,566,406.59	17.25	25,566,423.84
513 Derelict Vessel Removal	1,027,375.24	3,829.00	28,341.30	1,002,862.94	.....	1,002,862.94
532 Washington Housing Trust Fund	62,236,557.35	1,794,953.41	5,884,281.35	58,147,229.41	786.19	58,148,015.60
535 Alaskan Way Viaduct Replacement Project	18,979,954.92	(3,914,137.69)	(980,388.85)	16,046,206.08	.....	16,046,206.08
549 Election	4,319,860.43	2,523.37	120,189.33	4,202,194.47	.....	4,202,194.47
550 Transportation 2003	14,942,304.67	1,978,739.36	17,414.69	16,903,629.34	514.04	16,904,143.38
562 Skilled Nursing Facility Safety Net Trust	4,213,007.00	913.98	(1,181,240.99)	5,395,161.97	4,767.00	5,399,928.97
564 Water Pollution Control Revolving Administration	5,507,060.64	643,802.40	141,621.60	6,009,241.44	.....	6,009,241.44
565 Yakima Integrated Plan Implementation Revenue Recovery	.....	.....	.....	.....	.....	.....
566 Community Forest Trust	180,418.35	64.53	.....	180,482.88	.....	180,482.88
571 Multiuse Roadway Safety	885,373.27	13,845.89	.....	899,219.16	.....	899,219.16
595 I-405 and SR-167 Express Toll Lanes	82,995,443.67	(54,484.11)	3,498,058.84	79,442,900.72	2,219.63	79,445,120.35
600 Department of Retirement Systems Expense	19,844,638.18	3,972,850.15	3,530,225.39	20,287,262.94	3,262.62	20,290,525.56
689 Rural Washington Loan	1,445,917.95	517.14	13,018.62	1,433,416.47	.....	1,433,416.47
727 Water Pollution Control Revolving	483,004,449.49	16,385,136.78	30,242,794.79	469,146,791.48	.....	469,146,791.48
733 Capitol Campus Reserve	.....	.....	.....	.....	.....	.....
777 Prostitution Prevention and Intervention	170,991.14	271.22	903.28	170,359.08	.....	170,359.08
785 State Educational Trust Fund	2,657,166.26	103,080.94	.....	2,760,247.20	.....	2,760,247.20
818 Youth Athletic Facility	42,668,520.26	15,265.20	2,100.00	42,681,685.46	.....	42,681,685.46
825 Tobacco Settlement	.....	.....	.....	.....	.....	.....

# RECEIPTS AND DISBURSEMENTS FOR TREASURY FUNDS

	December 1, 2021	December 2021		December 31, 2021		
	Beginning Book Balance	Plus Receipts	Less Disbursements	Ending Book Balance	Outstanding Warrants	Ending Cash Balance
<b>SPECIAL REVENUE FUNDS (Continued)</b>						
844 Money-Purchase Retirement Savings Administrative	\$ .....	\$ .....	\$ .....	\$ .....	\$ .....	\$ .....
851 Developmental Disabilities Community Services	56,462,329.98	20,194.87	(3,446.08)	56,485,970.93	.....	56,485,970.93
874 OASI Revolving	185,270.69	1,774.31	12,547.12	174,497.88	2.00	174,499.88
887 Public Facilities Construction Loan Revolving	25,877,310.28	20,782.33	46,297.20	25,851,795.41	750.94	25,852,546.35
888 Deferred Compensation Administrative	1,416,044.72	(59,823.55)	152,890.93	1,203,330.24	27.46	1,203,357.70
893 Radiation Perpetual Maintenance	\$359,767.66	128.67	.....	359,896.33	.....	359,896.33
<b>TOTAL SPECIAL REVENUE FUNDS</b>	<b>\$ 4,984,838,758.58</b>	<b>\$ 714,755,488.51</b>	<b>\$ 585,713,780.48</b>	<b>\$ 5,113,880,466.61</b>	<b>\$ 25,592,521.42</b>	<b>\$ 5,139,472,988.03</b>
<b>DEBT SERVICE FUNDS</b>						
303 Highway Bond Retirement	\$ 152,663,617.60	\$ 58,161,459.34	\$ 65,044,295.16	\$ 145,780,781.78	\$ .....	\$ 145,780,781.78
304 Ferry Bond Retirement	8,945,116.28	924,130.84	.....	9,869,247.12	.....	9,869,247.12
305 Transportation Improvement Board Bond Retirement	5,287,542.02	512,897.43	.....	5,800,439.45	.....	5,800,439.45
347 Washington State University Bond Retirement	27,719,071.16	2,040,920.22	(20,947.05)	29,780,938.43	.....	29,780,938.43
348 University of Washington Bond Retirement	17,303,364.53	(4,441,521.28)	817,814.02	12,044,029.23	.....	12,044,029.23
380 Debt-Limit General Fund Bond Retirement	16,351.15	.....	.....	16,351.15	.....	16,351.15
381 Debt-Limit Reimbursable Bond Retirement	.....	.....	.....	.....	.....	.....
382 Nondebt-Limit General Fund Bond Retirement	.....	.....	.....	.....	.....	.....
383 Nondebt-Limit Reimbursable Bond Retirement	.....	.....	.....	.....	.....	.....
384 Nondebt-Limit Proprietary Appropriated Bond Retirement	.....	.....	.....	.....	.....	.....
385 Nondebt-Limit Proprietary Nonappropriated Bond Retirement	.....	.....	.....	.....	.....	.....
386 Nondebt-Limit Revenue Bond Retirement	.....	.....	.....	.....	.....	.....
389 Toll Facility Bond Retirement	\$26,419,065.10	4,247,770.08	18,217,231.01	12,449,604.17	.....	12,449,604.17
<b>TOTAL DEBT SERVICE FUNDS</b>	<b>\$ 238,354,127.84</b>	<b>\$ 61,445,656.63</b>	<b>\$ 84,058,393.14</b>	<b>\$ 215,741,391.33</b>	<b>\$ .....</b>	<b>\$ 215,741,391.33</b>
<b>CAPITAL PROJECTS FUNDS</b>						
01L Higher Education Construction	\$ .....	\$ .....	\$ .....	\$ .....	\$ .....	\$ .....
036 Capitol Building Construction	1,842,919.52	839.12	(799,416.42)	2,643,175.06	.....	2,643,175.06
056 State Higher Education Construction	2,477.78	0.88	.....	2,478.66	.....	2,478.66
057 State Building Construction	140,736,758.11	2,577,145.13	132,327,876.84	10,986,026.40	1,414,245.22	12,400,271.62
060 Community and Technical College Capital Projects	15,332,175.30	1,459,694.77	1,546,643.46	15,245,226.61	.....	15,245,226.61
061 Eastern Washington University Capital Projects	5,827,344.44	274,927.47	316,619.12	5,785,652.79	.....	5,785,652.79
062 Washington State University Building	29,595,854.81	11,083.48	.....	29,606,938.29	.....	29,606,938.29
063 Central Washington University Capital Projects	5,171,154.40	1,062,432.22	194,832.55	6,038,754.07	.....	6,038,754.07
064 University of Washington Building	(195,574.20)	15,408,810.45	3,313,541.66	11,899,694.59	.....	11,899,694.59
065 Western Washington University Capital Projects	7,088,749.18	275,403.35	357,521.32	7,006,631.21	.....	7,006,631.21
066 The Evergreen State College Capital Projects	3,200,486.17	556,593.83	880,733.56	2,876,346.44	.....	2,876,346.44
075 State Social and Health Services Construction	9,396.39	.....	.....	9,396.39	.....	9,396.39
18B Columbia River Basin Tax Bond Water Supply Development	1,255,248.91	448.95	.....	1,255,697.86	.....	1,255,697.86
245 Public Safety Reimbursable Bond	4.12	.....	.....	4.12	.....	4.12
246 Community and Technical College Forest Reserve	5,157,395.62	.....	(213.22)	5,157,608.84	.....	5,157,608.84

# RECEIPTS AND DISBURSEMENTS FOR TREASURY FUNDS

		December 1, 2021	December 2021		December 31, 2021		
		Beginning Book Balance	Plus Receipts	Less Disbursements	Ending Book Balance	Outstanding Warrants	Ending Cash Balance
<b>CAPITAL PROJECTS FUNDS (Continued)</b>							
289	Thurston County Capital Facilities	\$ 15,254,242.65	\$ 327,382.00	\$ 336,939.17	\$ 15,244,685.48	\$ 2,565.00	\$ 15,247,250.48
357	Gardner-Evans Higher Education Construction	45,698.05	.....	.....	45,698.05	.....	45,698.05
364	Military Department Capital	1,542,078.58	.....	199,579.39	1,342,499.19	.....	1,342,499.19
367	Chehalis Basin Taxable	.....	.....	.....	.....	.....	.....
373	Coronavirus Capital Projects	.....	.....	.....	.....	.....	.....
<b>TOTAL CAPITAL PROJECTS FUNDS</b>		<b>\$ 231,866,409.83</b>	<b>\$ 21,954,761.65</b>	<b>\$ 138,674,657.43</b>	<b>\$ 115,146,514.05</b>	<b>\$ 1,416,810.22</b>	<b>\$ 116,563,324.27</b>
<b>PERMANENT FUNDS</b>							
04B	Natural Resources Real Property Replacement	\$ 6,988,437.92	\$ 2,489.14	.....	\$ 6,990,927.06	.....	\$ 6,990,927.06
601	Agricultural Permanent	56,942.02	(1.00)	1,872.24	55,068.78	.....	55,068.78
603	Millersylvania Park Trust	5,771.53	2.06	.....	5,773.59	.....	5,773.59
604	Normal School Permanent	232,526.98	.....	(71,830.38)	304,357.36	.....	304,357.36
605	Permanent Common School	54,564.06	.....	(2,584.78)	57,148.84	.....	57,148.84
606	Scientific Permanent	55,070.34	.....	(197,137.09)	252,207.43	.....	252,207.43
607	State University Permanent	\$151,753.43	.....	387.30	151,366.13	.....	151,366.13
<b>TOTAL PERMANENT FUNDS</b>		<b>\$ 7,545,066.28</b>	<b>\$ 2,490.20</b>	<b>\$ (269,292.71)</b>	<b>\$ 7,816,849.19</b>	<b>\$ .....</b>	<b>\$ 7,816,849.19</b>
<b>ENTERPRISE FUNDS</b>							
12V	PEBB Medical Benefits Admin	\$ .....	\$ .....	\$ .....	\$ .....	\$ .....	\$ .....
401	Correctional Industries	13,978,236.86	7,125,813.64	9,771,300.89	11,332,749.61	411,472.13	11,744,221.74
407	Secretary of State's Revolving	9,235,992.97	876,790.76	929,312.52	9,183,471.21	383.00	9,183,854.21
418	State Health Care Authority Administrative	3,416,509.25	1,609,365.00	1,848,618.84	3,177,255.41	119.18	3,177,374.59
492	School Employees' Insurance Administrative	7,691,096.93	.....	1,600,014.48	6,091,082.45	137.12	6,091,219.57
578	Lottery Administrative	1,475,931.80	1,262,664.23	1,406,143.33	1,332,452.70	9,528.93	1,341,981.63
608	Accident	(1,444,827.44)	70,756,131.86	69,062,658.68	248,645.74	11,828,924.09	12,077,569.83
609	Medical Aid	15,559,550.17	81,198,739.69	92,261,496.26	4,496,793.60	7,480,327.11	11,977,120.71
610	Accident Reserve	102,982.35	68,161,512.18	68,033,630.91	230,863.62	974,913.60	1,205,777.22
881	Supplemental Pension	(183,384.50)	110,107,135.35	105,029,560.58	4,894,190.27	2,390,239.48	7,284,429.75
883	Second Injury	\$88,439,840.40	2,825,730.17	188,191.24	91,077,379.33	86,681.62	91,164,060.95
<b>TOTAL ENTERPRISE FUNDS</b>		<b>\$ 138,271,928.79</b>	<b>\$ 343,923,882.88</b>	<b>\$ 350,130,927.73</b>	<b>\$ 132,064,883.94</b>	<b>\$ 23,182,726.26</b>	<b>\$ 155,247,610.20</b>
<b>INTERNAL SERVICE FUNDS</b>							
006	Public Records Efficiency, Preservation & Access	\$ 2,010,527.18	\$ 770,730.95	\$ 318,293.39	\$ 2,462,964.74	\$ 1,531.00	\$ 2,464,495.74
405	Legal Services Revolving	10,964,489.17	17,806,013.08	13,349,679.28	15,420,822.97	947,076.44	16,367,899.41
410	Transportation Equipment	29,777,033.28	858,634.58	4,574,320.18	26,061,347.68	111,314.33	26,172,662.01
415	Personnel Service	18,151,868.47	676,594.66	933,780.73	17,894,682.40	1,214.73	17,895,897.13
455	Higher Education Personnel Service	932,217.55	14,048.99	51,930.39	894,336.15	255.50	894,591.65
468	OFM Central Service	4,234,056.93	171,595.90	982,037.68	3,423,615.15	4,237.50	3,427,852.65
483	Auditing Services Revolving	(865,334.15)	441,317.99	553,019.13	(977,035.29)	13,126.22	(963,909.07)

# RECEIPTS AND DISBURSEMENTS FOR TREASURY FUNDS

		December 1, 2021	December 2021		December 31, 2021		
		Beginning Book Balance	Plus Receipts	Less Disbursements	Ending Book Balance	Outstanding Warrants	Ending Cash Balance
<b>INTERNAL SERVICE FUNDS (Continued)</b>							
484	Administrative Hearings Revolving	\$ 3,394,968.98	\$ 5,660,792.69	\$ 2,587,843.70	\$ 6,467,917.97	\$ 23,286.76	\$ 6,491,204.73
<b>TOTAL INTERNAL SERVICE FUNDS</b>		<b>\$ 68,599,827.41</b>	<b>\$ 26,399,728.84</b>	<b>\$ 23,350,904.48</b>	<b>\$ 71,648,651.77</b>	<b>\$ 1,102,042.48</b>	<b>\$ 72,750,694.25</b>
<b>PENSION TRUST FUNDS</b>							
614	Volunteer Firefighters' Relief and Pension Principal	\$ 11,165,151.78	\$ 98,049.44	\$ 1,086,250.08	\$ 10,176,951.14	\$ 62,573.44	\$ 10,239,524.58
615	State Patrol - Plan1	1,018,659.12	7,440,787.24	7,379,114.13	1,080,332.23	18,521.76	1,098,853.99
616	Judges' Retirement	1,331,010.42	482.53	20,520.13	1,310,972.82	.....	1,310,972.82
630	State Patrol - Plan 2	423,811.53	1,668,642.08	1,631,910.24	460,543.37	.....	460,543.37
631	Public Employees' Retirement System Plan 1	8,959,981.65	146,497,741.75	145,765,867.99	9,691,855.41	164,570.83	9,856,426.24
632	Teachers' Retirement System Plan 1	6,651,367.63	116,533,028.15	115,921,761.03	7,262,634.75	95,209.34	7,357,844.09
633	School Employees' Retirement System Combined Plan 2 & 3	5,693,379.53	79,053,136.99	79,329,434.04	5,417,082.48	64,473.20	5,481,555.68
635	Public Safety Employees Retirement System Plan 2	634,517.26	8,213,192.77	8,539,042.99	308,667.04	7,795.91	316,462.95
641	Public Employees' Retirement System Combined Plan 2 & 3	23,553,475.06	302,392,209.08	308,636,528.67	17,309,155.47	330,242.31	17,639,397.78
642	Teachers' Retirement System Combined Plan 2 and 3	16,884,409.51	254,274,121.57	256,333,123.43	14,825,407.65	38,505.12	14,863,912.77
661	Higher Ed Retirement Plan Supplemental Benefit-UW	20.03	608,366.87	608,379.66	7.24	.....	7.24
662	Higher Ed Retirement Plan Supplemental Benefit -WSU	.....	85,595.82	85,595.82	.....	.....	.....
663	Higher Ed Retirement Plan Supplemental Benefit-EWU	7,051.60	14,462.16	14,157.91	7,355.85	.....	7,355.85
664	Higher Ed Retirement Plan Supplemental Benefit-CWU	.....	17,589.68	17,589.68	.....	.....	.....
665	Higher Ed Retirement Plan Supplemental Benefit-TESC	.....	4,209.07	4,209.07	.....	.....	.....
667	Higher Ed Retirement Plan Supplemental Benefit-WWU	.....	22,179.99	22,179.99	.....	.....	.....
668	Higher Ed Retirement Plan Supplemental Benefit -SBCTC	.....	81,848.61	81,848.61	.....	.....	.....
722	Deferred Compensation Principal	3,695,040.05	79,220,594.57	81,853,049.01	1,062,585.61	6,791.52	1,069,377.13
729	Judicial Retirement Principal	10,183.72	62,240.84	62,235.92	10,188.64	.....	10,188.64
819	LEOFF Plan 1 Retirement	2,790,595.07	30,768,889.49	30,453,770.69	3,105,713.87	63,821.52	3,169,535.39
829	LEOFF Plan 2 Retirement	5,732,186.63	72,474,565.13	72,598,727.09	5,608,024.67	28,336.07	5,636,360.74
882	Washington Judicial Retirement System	\$9,273,814.97	3,485.41	590,981.74	8,686,318.64	.....	8,686,318.64
<b>TOTAL PENSION TRUST FUNDS</b>		<b>\$ 97,824,655.56</b>	<b>\$ 1,099,535,419.24</b>	<b>\$ 1,111,036,277.92</b>	<b>\$ 86,323,796.88</b>	<b>\$ 880,841.02</b>	<b>\$ 87,204,637.90</b>
<b>CUSTODIAL FUNDS</b>							
01P	Suspense	\$ 1,002,499,095.44	\$ 2,706,421,318.15	\$ 3,643,983,833.18	\$ 64,936,580.41	\$ 2,316,629.02	\$ 67,253,209.43
01R	Undistributed Receipts	1,875,617.54	.....	.....	1,875,617.54	.....	1,875,617.54
01T	Local Leasehold Excise Tax	45,206.20	.....	(300,122.32)	345,328.52	.....	345,328.52
034	Local Sales and Use Tax	.....	.....	.....	.....	.....	.....
035	State Payroll Revolving	18,486,015.09	559,210,585.87	547,707,230.18	29,989,370.78	1,961,925.41	31,951,296.19
768	Local Real Estate Excise Tax	.....	.....	.....	.....	.....	.....
795	State Investment Board Commingled Monthly Bond	.....	2,433.64	2,433.64	.....	.....	.....
865	State Investment Board Commingled Trust	.....	3,001.91	3,001.91	.....	.....	.....

# RECEIPTS AND DISBURSEMENTS FOR TREASURY FUNDS

	December 1, 2021	December 2021		December 31, 2021		
	Beginning Book Balance	Plus Receipts	Less Disbursements	Ending Book Balance	Outstanding Warrants	Ending Cash Balance
<b>CUSTODIAL FUNDS (Continued)</b>						
877 OASI Contribution	\$ .....	\$ .....	\$ .....	\$ .....	\$ .....	\$ .....
<b>TOTAL CUSTODIAL FUNDS</b>	\$ 1,022,905,934.27	\$ 3,265,637,339.57	\$ 4,191,396,376.59	\$ 97,146,897.25	\$ 4,278,554.43	\$ 101,425,451.68
<b>TOTAL TREASURY FUNDS</b>	\$ \$11,053,682,658.19	\$ 10,975,311,008.77	\$ 10,511,733,730.31	\$ 11,517,259,936.65	\$ 151,240,407.68	\$ 11,668,500,344.33

# RECEIPTS AND DISBURSEMENTS FOR TREASURER'S TRUST FUNDS

	December 1, 2021	December 2021		December 31, 2021		
	Beginning Book Balance	Plus Receipts	Less Disbursements	Ending Book Balance	Outstanding Warrants	Ending Cash Balance
<b>GENERAL FUND</b>						
06N Local Tax Administration	\$ .....	\$ .....	\$ .....	\$ .....	\$ .....	\$ .....
07F Commercial Fisheries Buyback	.....	.....	.....	.....	.....	.....
08B Foster Care Endowed Scholarship Trust	16,438.32	5.88	.....	16,444.20	.....	16,444.20
08E Individual Development Account Program	2,056.81	0.73	.....	2,057.54	.....	2,057.54
08N State Financial Aid	69,217,862.71	65,389,254.33	14,960,351.49	119,646,765.55	9,731.75	119,656,497.30
08T Transportation Innovative Partnership	.....	.....	.....	.....	.....	.....
10V Invasive Species Council	.....	.....	.....	.....	.....	.....
11M Poet Laureate	115.55	.....	.....	115.55	.....	115.55
11R Hospital Infection Control Grant	.....	.....	.....	.....	.....	.....
12L Outdoor Education and Recreation Prog	2,728,365.12	.....	.....	2,728,365.12	.....	2,728,365.12
12P Geoduck Aquaculture Research	(0.01)	.....	.....	(0.01)	.....	(0.01)
131 Fair	4,222,476.78	1,512.65	31,835.51	4,192,153.92	.....	4,192,153.92
14N Legislative Oral History	25,500.20	.....	.....	25,500.20	.....	25,500.20
14P Skeletal Human Remains Assistance	252,231.79	.....	.....	252,231.79	.....	252,231.79
15B Food Animal Vet Scholarship	.....	.....	.....	.....	.....	.....
15N Business Assistance	.....	.....	.....	.....	.....	.....
16F Washington State Flag	.....	.....	.....	.....	.....	.....
16K Mortgage Recovery	.....	.....	.....	.....	.....	.....
16R Multiagency Permitting Team	98,141.14	35.10	.....	98,176.24	.....	98,176.24
17R Aerospace Training Student Loan	261,446.56	8,849.15	14,605.30	255,690.41	8.36	255,698.77
18C Native Education Public-Private Partnership	.....	.....	.....	.....	.....	.....
18F High School Completion	.....	.....	.....	.....	.....	.....
18G Opportunity Scholarship Match Transfer	184,117.79	.....	65,430.76	118,687.03	.....	118,687.03
18K 24/7 Sobriety	27,695.45	285.31	.....	27,980.76	.....	27,980.76
18V Science, Technology, Engineering and Math Education Lighthouse	.....	.....	.....	.....	.....	.....
19J Universal Communications Services	5,045,103.03	.....	4,861,606.54	183,496.49	4,850,000.00	5,033,496.49
20L Early Start	473,181.47	.....	60,103.86	413,077.61	.....	413,077.61
21J Gina Grant Bull Memorial Legislative Page Scholarship	53,554.30	19.16	.....	53,573.46	.....	53,573.46
21K Skilled Worker Awareness Grant Program	.....	.....	.....	.....	.....	.....
21L Low-Income Home Rehab Revolving Loan Program	87,193.74	75,672.85	.....	162,866.59	.....	162,866.59
21T Suicide-Safer Homes Project	25,000.01	.....	.....	25,000.01	.....	25,000.01
22A State Agency Office Relocation Pool	4,327,534.68	.....	95,250.54	4,232,284.14	.....	4,232,284.14
22B Highway Worker Memorial Scholarship	.....	.....	.....	.....	.....	.....
22S Landlord Mitigation Program	2,973,131.40	643,635.07	2,323,885.02	1,292,881.45	1,198,484.14	2,491,365.59
22V Medical Student Loan	995,479.24	.....	.....	995,479.24	.....	995,479.24
23B Rural Jobs Program Match Transfer	.....	.....	.....	.....	.....	.....
23E Washington History Day	89,525.85	632.02	.....	90,157.87	.....	90,157.87
23F Open Educational Resources	.....	.....	.....	.....	.....	.....
23L Indian Health Improvement Reinvestment	13,499,891.46	4,836.09	39,342.71	13,465,384.84	.....	13,465,384.84

# RECEIPTS AND DISBURSEMENTS FOR TREASURER'S TRUST FUNDS

	December 1, 2021	December 2021		December 31, 2021		
	Beginning Book Balance	Plus Receipts	Less Disbursements	Ending Book Balance	Outstanding Warrants	Ending Cash Balance
<b>GENERAL FUND (Continued)</b>						
24A Behavioral Health Loan Repayment Program	\$ 2,570,348.07	\$ .....	\$ 14,615.39	\$ 2,555,732.68	\$ 6,250.00	\$ 2,561,982.68
24F Veterans Service Officer	.....	.....	.....	.....	.....	.....
24W Undocumented Student Support Loan Match	.....	.....	.....	.....	.....	.....
25B Unemployment Insurance Relief	499,986,163.46	.....	.....	499,986,163.46	.....	499,986,163.46
25E Rosa Franklin Legislative Internship Program Scholarship	.....	1,650.00	.....	1,650.00	.....	1,650.00
25J Department of Transportation Purple Heart State	.....	.....	.....	.....	.....	.....
25K Department of Veterans' Affairs Purple Heart State	.....	.....	.....	.....	.....	.....
25L Military Department Purple Heart State	.....	.....	.....	.....	.....	.....
26F BILLY FRANK JR NAT STATUARY HALL FUND	.....	.....	.....	.....	.....	.....
290 Savings Incentive	2,277,247.77	.....	.....	2,277,247.77	.....	2,277,247.77
447 Information Technology Investment Revolving	22,833,933.67	.....	541,472.20	22,292,461.47	527.16	22,292,988.63
490 Regional Transportation Investment District	.....	.....	.....	.....	.....	.....
514 Agricultural Conservation Easements	.....	.....	.....	.....	.....	.....
534 Washington Graduate Fellowship Trust	489.80	.....	.....	489.80	.....	489.80
551 Washington Youth and Families	124,634.31	.....	.....	124,634.31	.....	124,634.31
552 Conservation Assistance Revolving	461,677.25	.....	.....	461,677.25	.....	461,677.25
653 Washington Distinguished Professorship Trust	.....	.....	.....	.....	.....	.....
703 COVID-19 Unemployment	.....	.....	.....	.....	.....	.....
704 COVID-19 Public Health Response	1,146,809,063.22	18,901,856.72	631,592,359.76	534,118,560.18	2,197,150.50	536,315,710.68
743 College Faculty Awards Trust	186.14	.....	.....	186.14	.....	186.14
747 Health Professional Loan Repayment & Scholarship Program	10,702,724.95	2,472.32	45,086.67	10,660,110.60	17,624.47	10,677,735.07
748 Higher Education Coord. Board for Innovation and Quality	.....	.....	.....	.....	.....	.....
781 Cross-State Trail	473.10	.....	.....	473.10	.....	473.10
793 Health Insurance Pool	.....	.....	.....	.....	.....	.....
817 Stadium and Exhibition Center Construction	.....	.....	.....	.....	.....	.....
835 Four Year Student Child Care in Higher Education	\$76,804.57	.....	.....	76,804.57	.....	76,804.57
<b>TOTAL GENERAL FUND</b>	<b>\$ 1,790,449,789.70</b>	<b>\$ 85,030,717.38</b>	<b>\$ 654,645,945.75</b>	<b>\$ 1,220,834,561.33</b>	<b>\$ 8,279,776.38</b>	<b>\$ 1,229,114,337.71</b>
<b>SPECIAL REVENUE FUNDS</b>						
01F Crime Victims' Compensation	\$ 1,543,299.86	\$ 81,838.01	\$ .....	\$ 1,625,137.87	\$ .....	\$ 1,625,137.87
03K Industrial Insurance Premium Refund	6,306,088.60	9,068.37	81,997.34	6,233,159.63	779.20	6,233,938.83
04F Real Estate Education Program	700,760.24	767.75	40.04	701,487.95	.....	701,487.95
06H Oral History, State Library, and Archives	9,775.12	32,395.73	21,105.89	21,064.96	5,108.00	26,172.96
06J Securities Prosecution	620,136.39	10,000.00	471.08	629,665.31	588.33	630,253.64
07A Mortgage Lending Fraud Prosecution	484,645.58	39,228.67	70,100.00	453,774.25	.....	453,774.25
07B Organ and Tissue Donation Awareness	45,182.30	51,867.57	47,597.40	49,452.47	.....	49,452.47
07E Contract Harvesting Revolving	8,543,362.99	3,646.04	3,441,273.67	5,105,735.36	176,151.76	5,281,887.12
07J "Helping Kids Speak"	2,930.67	1,806.01	1,948.33	2,788.35	.....	2,788.35
07K Special License Plate Applicant Trust	12,206.00	.....	.....	12,206.00	.....	12,206.00
07L Legislative International Trade	77.33	.....	.....	77.33	.....	77.33

# RECEIPTS AND DISBURSEMENTS FOR TREASURER'S TRUST FUNDS

	December 1, 2021		December 2021		December 31, 2021		
	Beginning Book Balance		Plus Receipts	Less Disbursements	Ending Book Balance	Outstanding Warrants	Ending Cash Balance
<b>SPECIAL REVENUE FUNDS (Continued)</b>							
07N Produce Railcar Pool	\$ 50.81	\$	0.02	\$ .....	\$ 50.83	\$ .....	\$ 50.83
07T Commemorative Works	3,477.03		1.25	.....	3,478.28	.....	3,478.28
07V Fish and Wildlife Enforcement Reward	121,388.15		4,039.24	4,746.22	120,681.17	.....	120,681.17
08C Gonzaga University Alumni Association	6,182.04		3,803.35	3,985.34	6,000.05	.....	6,000.05
08F Lighthouse Environmental Programs	11,223.31		6,211.35	6,076.00	11,358.66	.....	11,358.66
08G Flexible Spending Administrative	2,494,311.29		83,369.86	90,333.84	2,487,347.31	.....	2,487,347.31
08J Prescription Drug Consortium	.....		.....	.....	.....	.....	.....
08L "Ski & Ride Washington"	3,259.90		2,937.67	2,662.34	3,535.23	.....	3,535.23
08P State Parks Education and Enhancement	299,034.48		11,340.02	3,678.56	306,695.94	.....	306,695.94
08V Veterans Stewardship	792,348.03		60,062.34	43,849.02	808,561.35	41.12	808,602.47
08W "Washington's National Park Fund"	26,263.91		24,019.35	21,653.34	28,629.92	.....	28,629.92
098 Eastern Washington Pheasant Enhancement	388,067.76		15,702.19	26,064.93	377,705.02	366.00	378,071.02
09A We Love Our Pets	11,638.57		4,678.33	4,067.00	12,249.90	.....	12,249.90
09B Boating Safety Education Certification	804,430.74		5,010.40	32,210.20	777,230.94	720.00	777,950.94
09J Washington Coastal Crab Pot Buoy Tag	152,933.01		11,125.00	4,026.02	160,031.99	.....	160,031.99
09K Life Sciences Discovery	1,610,532.18		576.02	.....	1,611,108.20	.....	1,611,108.20
09L Nursing Resource Center	429,995.54		46,420.00	4,421.61	471,993.93	10.00	472,003.93
10F "Share the Road"	17,748.70		6,076.01	7,034.99	16,789.72	7,034.99	23,824.71
11A Employment Training Finance	399,834.88		3,296.58	.....	403,131.46	.....	403,131.46
11J Electronic Products Recycling	810,919.53		134,729.00	18,709.69	926,938.84	.....	926,938.84
11P Large On-Site Sewage Systems	.....		.....	.....	.....	.....	.....
11V Veteran Estate Management	27,441.47		32,101.14	34,100.61	25,442.00	39.38	25,481.38
126 Agricultural Local	21,240,930.60		5,514,365.60	2,781,362.04	23,973,934.16	52,257.45	24,026,191.61
128 Grain Inspection Revolving	737,697.22		1,306,868.53	1,225,210.74	819,355.01	4,253.50	823,608.51
12E Assisted Living Facility Management	522,406.08		.....	(3,551.58)	525,957.66	.....	525,957.66
12F Manufactured/Mobile Home Dispute Resol	2,495,197.81		47,913.00	51,779.65	2,491,331.16	.....	2,491,331.16
12G Rockfish Research	460,869.36		4,088.02	9,076.49	455,880.89	70.50	455,951.39
12H Uniformed Service Shared Leave Pool	925,369.37		.....	15,303.59	910,065.78	.....	910,065.78
12N Get Ready For Math & Science Schlarshp	246,605.43		1,085.02	.....	247,690.45	.....	247,690.45
133 Children's Trust	542,944.97		2,757.21	30.00	545,672.18	30.00	545,702.18
14E Washington State Library Operations	7,933,753.88		645,595.18	549,637.37	8,029,711.69	26,770.23	8,056,481.92
14W Reduced Cigarette Ignition Propensity	792,191.83		784.63	18,273.77	774,702.69	12,694.65	787,397.34
15A Transitional Housing Oper & Rent	0.41		.....	.....	0.41	.....	0.41
15T Broadband Mapping	.....		.....	.....	.....	.....	.....
15V Funeral and Cemetery	225,063.55		47,158.61	36,472.83	235,749.33	601.04	236,350.37
15W Guaranteed Asset Protection Waiver	19,750.00		.....	.....	19,750.00	.....	19,750.00
163 Worker and Community Right to Know	3,879,969.95		35,026.02	184,677.40	3,730,318.57	96.94	3,730,415.51
169 Horse Racing Commission Operating	1,043,426.17		127,303.06	61,146.94	1,109,582.29	1,540.95	1,111,123.24
16B Landscape Architects' License	271,394.63		22,200.28	8,288.76	285,306.15	.....	285,306.15



# RECEIPTS AND DISBURSEMENTS FOR TREASURER'S TRUST FUNDS

	December 1, 2021		December 2021		December 31, 2021		
	Beginning Book Balance		Plus Receipts	Less Disbursements	Ending Book Balance	Outstanding Warrants	Ending Cash Balance
<b>SPECIAL REVENUE FUNDS (Continued)</b>							
16E Spec Forest Products Outreach/Education	\$ 73,053.45	\$	1,391.48	\$ .....	\$ 74,444.93	\$ .....	\$ 74,444.93
16G Universal Vaccine Purchase	11,773,310.94		4,724,631.87	5,437,214.08	11,060,728.73	.....	11,060,728.73
16L Accessible Communities	763,977.05		12,934.75	1,243.42	775,668.38	.....	775,668.38
16N Disabled Veterans Assistance	.....		.....	.....	.....	.....	.....
16T Product Stewardship Programs	284,872.87		.....	1,481.40	283,391.47	.....	283,391.47
17L Foreclosure Fairness	1,002,534.02		2,925.00	8,008.35	997,450.67	650.00	998,100.67
17M Individual-Based/Portable Background Check Clearance	914,662.26		28,813.00	1,297.37	942,177.89	1,442.62	943,620.51
17V Volunteer Firefighters	5,695.67		2,611.01	2,786.01	5,520.67	.....	5,520.67
180 Local Government Administrative Hearings	240,619.27		.....	1,788.00	238,831.27	.....	238,831.27
189 Clarke-McNary	.....		.....	.....	.....	.....	.....
18A Investing In Innovation	34,347.09		.....	.....	34,347.09	.....	34,347.09
18E Educator Certification Processing	1,995,673.21		134,640.00	201,209.66	1,929,103.55	1,382.00	1,930,485.55
18M Music Matters Awareness	6,314.00		5,238.34	4,466.01	7,086.33	.....	7,086.33
18N Damage Prevention	168,550.13		12,700.00	3,625.00	177,625.13	2,500.00	180,125.13
18R Seattle Sounders FC	6,760.60		4,930.33	4,421.66	7,269.27	.....	7,269.27
190 Forest Fire Protection Assessment	10,325,555.54		.....	(184,750.64)	10,510,306.18	1,666.11	10,511,972.29
193 State Forest Nursery Revolving	1,114,655.47		111.57	74,197.61	1,040,569.43	1,035.53	1,041,604.96
195 Energy	0.21		.....	.....	0.21	.....	0.21
197 Statute Law Committee Publications	891,893.50		47,538.69	61,938.11	877,494.08	9.65	877,503.73
198 Access Road Revolving	8,680,934.27		644.81	(150,547.04)	8,832,126.12	145.00	8,832,271.12
19B School for the Blind	3,772,182.69		102,577.11	375,531.82	3,499,227.98	5,193.00	3,504,420.98
19E 4-H Program	457.33		375.67	457.33	375.67	.....	375.67
19F Seattle Seahawks	86,385.24		31,551.34	46,727.57	71,209.01	.....	71,209.01
19H Center for Deaf/Hard of Hearing Youth	2,215,393.21		64,380.10	.....	2,279,773.31	.....	2,279,773.31
19M Seattle University	47,147.35		(29,271.83)	2,858.33	15,017.19	.....	15,017.19
19P Child Rescue	54,145.65		966.23	.....	55,111.88	.....	55,111.88
19R Residential Services and Support	112,075.14		.....	.....	112,075.14	.....	112,075.14
19W Wolf-Livestock Conflict	273,807.55		.....	600.00	273,207.55	.....	273,207.55
205 Mobile Home Park Relocation	3,596,704.09		123,863.04	51,282.25	3,669,284.88	3,805.15	3,673,090.03
206 Cost of Supervision	1,355,941.80		114,661.73	137,672.14	1,332,931.39	4,277.16	1,337,208.55
209 Regional Fisheries Enhancement Group	1,432,942.95		101,374.35	194,109.16	1,340,208.14	0.39	1,340,208.53
20A State Flower	2,529.34		1,764.00	2,018.34	2,275.00	.....	2,275.00
20D CPA Scholarship Transfer	150,000.00		.....	.....	150,000.00	.....	150,000.00
20E WA Internet Crimes Against Children	1,224,810.06		.....	19,556.81	1,205,253.25	.....	1,205,253.25
20G Washington Farmers and Ranchers	280.00		252.00	280.00	252.00	424.67	676.67
20K Licensing & Enforcement System Modernization	.....		.....	.....	.....	.....	.....
20P Nursing Facility Quality Enhancement	4,427,417.09		.....	(9,614.86)	4,437,031.95	.....	4,437,031.95
20W Washington Tennis	10,200.10		140.00	.....	10,340.10	.....	10,340.10
210 Fire Protection Contractor License	718,395.33		203,500.02	53,777.57	868,117.78	209.56	868,327.34

# RECEIPTS AND DISBURSEMENTS FOR TREASURER'S TRUST FUNDS

	December 1, 2021	December 2021		December 31, 2021		
	Beginning Book Balance	Plus Receipts	Less Disbursements	Ending Book Balance	Outstanding Warrants	Ending Cash Balance
<b>SPECIAL REVENUE FUNDS (Continued)</b>						
213 Veterans' Emblem	\$ 21,562.44	\$ 273.00	\$ 7.00	\$ 21,828.44	\$ .....	\$ 21,828.44
214 Temporary Worker Housing	77,744.10	63,562.77	(15,980.67)	157,287.54	75.00	157,362.54
219 Air Operating Permit	2,255,835.23	.....	67,627.15	2,188,208.08	.....	2,188,208.08
21A Washington State Wrestling	669.67	660.34	697.67	632.34	.....	632.34
21C Washington Sexual Assault Kit	580,913.74	207.77	12.39	581,109.12	.....	581,109.12
21F Fred Hutch	445.67	424.67	501.67	368.67	501.67	870.34
21G Washington State Aviation	128,770.69	3,511.67	.....	132,282.36	.....	132,282.36
21N NE WA Wolf-Livestock Management	440,851.91	160.98	81,356.39	359,656.50	.....	359,656.50
21Q Forest Health Revolving	29,067,155.10	11,416.25	(1,012,867.74)	30,091,439.09	13,076.07	30,104,515.16
21U Veteran's In-State Service Shared Leave Pool	168,822.12	.....	(2,549.88)	171,372.00	.....	171,372.00
21W K-12 Criminal Background Check	356,050.27	40,586.25	260,040.05	136,596.47	90.50	136,686.97
225 Fingerprint Identification	2,267,836.35	929,021.25	462,442.03	2,734,415.57	6,519.52	2,740,935.09
22G Photovoltaic Module Recycling	360.76	.....	.....	360.76	.....	360.76
22H Foster Parent Shared Leave Pool	197,152.59	.....	(5,373.80)	202,526.39	.....	202,526.39
22K Watershed Restoration Enhancement	383,250.00	.....	.....	383,250.00	.....	383,250.00
22L Public Use General Aviation Airport Loan Revolving	8,048,346.03	2,880.35	244,999.95	7,806,226.43	100.00	7,806,326.43
22N Fish and Wildlife Federal Lands Revolving	.....	.....	.....	.....	.....	.....
22P Natural Resources Federal Lands Revolving	7,547,056.21	2,780.29	(253,950.59)	7,803,787.09	419.90	7,804,206.99
22Q Seattle Mariners	10,630.05	1,941.33	6,269.70	6,301.68	.....	6,301.68
23A Student Loan Advocate	341,396.02	.....	18,252.15	323,143.87	.....	323,143.87
23C Department of Licensing Tuition Recovery	78,440.27	28.06	.....	78,468.33	.....	78,468.33
23D Student Achievement Council Tuition Recovery Trust	176,099.79	1,562.15	.....	177,661.94	.....	177,661.94
23K Smoke Detection Device Awareness	36,533.32	.....	.....	36,533.32	.....	36,533.32
23M County Road Administration Board Emergency Loan	2,004,419.61	716.90	.....	2,005,136.51	.....	2,005,136.51
23U Compostable Products Revolving	.....	.....	.....	.....	.....	.....
24C San Juan Islands Programs	3,145.34	3,371.67	3,313.34	3,203.67	.....	3,203.67
24D Seattle Storm	1,201.67	420.00	.....	1,621.67	.....	1,621.67
24E Washington State Library-Archives Building	12,536,191.10	391,201.42	.....	12,927,392.52	.....	12,927,392.52
24G Hemp Regulatory	336,146.80	6,733.28	37,854.27	305,025.81	.....	305,025.81
24R Energy Independence Act Special	.....	.....	.....	.....	.....	.....
24S Seattle NHL Hockey	6,415.59	3,250.34	4,750.18	4,915.75	2,815.75	7,731.50
24T State Firearms Background Check System	8,163,877.97	.....	131,883.68	8,031,994.29	.....	8,031,994.29
259 Coastal Crab	109,541.73	11,205.00	4,731.55	116,015.18	15.00	116,030.18
25A Washington Apples	2,109.33	1,953.01	2,242.33	1,820.01	.....	1,820.01
25R Recycled Content	.....	.....	.....	.....	.....	.....
25S Recycling Enhancing	.....	.....	.....	.....	.....	.....
25V Washington State Attorney General Charitable Asset Protection	.....	.....	3,883.70	(3,883.70)	.....	(3,883.70)
274 Adult Family Home	622,484.78	.....	15,878.16	606,606.62	.....	606,606.62
281 Impaired Driving Safety	(421,915.78)	124,760.85	94.50	(297,249.43)	.....	(297,249.43)

# RECEIPTS AND DISBURSEMENTS FOR TREASURER'S TRUST FUNDS

	December 1, 2021		December 2021		December 31, 2021		
	Beginning Book Balance		Plus Receipts	Less Disbursements	Ending Book Balance	Outstanding Warrants	Ending Cash Balance
<b>SPECIAL REVENUE FUNDS (Continued)</b>							
283 Juvenile Accountability Incentive	\$ 312,534.95	\$	111.78	\$ .....	\$ 312,646.73	\$ .....	\$ 312,646.73
297 Pipeline Safety	3,679,711.32		7,550.87	204,434.94	3,482,827.25	1,131.04	3,483,958.29
298 Geologists'	216,897.89		42,121.13	16,085.60	242,933.42	3.06	242,936.48
300 Financial Services Regulation	36,708,882.76		4,405,189.28	2,489,973.95	38,624,098.09	1,370.77	38,625,468.86
320 Puget Sound Crab Pot Buoy Tag	8,402.29	.....		170.19	8,232.10	.....	8,232.10
328 Crim Justice Training Commis Firing Range Maintenance	174,461.00	.....		.....	174,461.00	.....	174,461.00
416 Surplus and Donated Food Commodities Revolving	2,452,449.78		470,496.57	251,093.01	2,671,853.34	.....	2,671,853.34
424 Anti-Trust Revolving	548,989.85		1,000,000.00	686,320.16	862,669.69	11,087.19	873,756.88
474 School Employees Flexible & Dependent Care Administration	(77,134.89)		129,236.12	36,757.36	15,343.87	.....	15,343.87
480 Financial Education Public-Private Partnership	114,541.17		1,500.00	.....	116,041.17	.....	116,041.17
485 Horse Racing Owners' Bonus/Breeder Awards	43,316.09		43,523.80	17,658.99	69,180.90	10,798.55	79,979.45
495 Toll Collection	31,286,406.92		14,982,661.47	13,468,725.45	32,800,342.94	15,677.75	32,816,020.69
496 Educator Conditional Scholarship	5,230,231.72		27,672.62	634,446.24	4,623,458.10	9,000.00	4,632,458.10
497 Horse Racing Commission Class C Purse Fund	144,891.40		2,936.29	.....	147,827.69	.....	147,827.69
498 Washington State Council of Fire Fighters Benevolent	15,902.40		9,760.35	9,972.70	15,690.05	.....	15,690.05
499 Law Enforcement Memorial	48,016.04		26,527.67	23,312.32	51,231.39	.....	51,231.39
501 Liquor Revolving	56,136,485.22		(32,020,666.30)	15,836,715.04	8,279,103.88	153,387.00	8,432,490.88
503 Tuition Recovery	4,140,486.31		18,757.78	4,428.10	4,154,815.99	.....	4,154,815.99
515 DNA Data Base	655,220.24		29,711.18	19,718.17	665,213.25	3,630.00	668,843.25
516 Fruit and Vegetable Inspection	10,072,493.10		883,972.84	1,233,298.32	9,723,167.62	3,147.06	9,726,314.68
536 Federal Food Service Revolving	2,790,810.95		3,228,371.01	3,434,107.68	2,585,074.28	157,106.55	2,742,180.83
553 Performance Audits of Government	10,082,369.05		3,689,921.11	1,860,970.09	11,911,320.07	25,329.39	11,936,649.46
561 Community Technical College Innovation	3,296,051.83		9,800,331.13	1,329,776.67	11,766,606.29	.....	11,766,606.29
687 Rural Rehabilitation	54,603.31		19.53	.....	54,622.84	.....	54,622.84
688 Federal Local Rail Service Assistance	82,641.34		34.51	.....	82,675.85	.....	82,675.85
731 Child Care Facility Revolving	74,634.23		26.69	.....	74,660.92	.....	74,660.92
732 Nursing Home Civil Penalties	1,903,349.75	.....		(12,874.25)	1,916,224.00	.....	1,916,224.00
746 Hanford Area Economic Investment	86,010.26		8,038.35	.....	94,048.61	.....	94,048.61
749 Governor's Interagency Committee of State Employed Women	118,457.67		10,175.00	637.50	127,995.17	.....	127,995.17
761 Basic Health Plan Subscription	250,744.09	.....		.....	250,744.09	.....	250,744.09
763 Center for the Improvement of Student Learning	35,600.68	.....		.....	35,600.68	.....	35,600.68
773 Commission on Higher Ed Prof Student Ex Program	51,200.00	.....		.....	51,200.00	.....	51,200.00
774 University of Washington License Plate	147,002.49		26,327.00	162,292.84	11,036.65	.....	11,036.65
776 Washington State University License Plate	49,186.72		59,056.86	49,214.72	59,028.86	28.00	59,056.86
778 Western Washington University License Plate	2,193.29		1,313.67	.....	3,506.96	.....	3,506.96
779 Eastern Washington University License Plate	123,306.14		3,964.33	.....	127,270.47	.....	127,270.47
780 School Zone Safety Account	1,423,096.67		13,122.98	29,001.19	1,407,218.46	.....	1,407,218.46
783 Central Washington University License Plate	9,510.67		1,904.00	.....	11,414.67	.....	11,414.67
784 Miscellaneous Transportation Programs	(13,554,746.35)		32,706,241.45	27,991,232.41	(8,839,737.31)	1,749,493.55	(7,090,243.76)

# RECEIPTS AND DISBURSEMENTS FOR TREASURER'S TRUST FUNDS

	December 1, 2021	December 2021		December 31, 2021		
	Beginning Book Balance	Plus Receipts	Less Disbursements	Ending Book Balance	Outstanding Warrants	Ending Cash Balance
<b>SPECIAL REVENUE FUNDS (Continued)</b>						
786 The Evergreen State College License Plate	\$ 23,623.72	\$ 504.00	\$ .....	\$ 24,127.72	\$ .....	\$ 24,127.72
789 Advanced Environmental Mitigation Revolving	1,121,121.45	3,091.89	.....	1,124,213.34	.....	1,124,213.34
816 Stadium and Exhibition Center	997,399.05	1,330,711.33	575,336.11	1,752,774.27	.....	1,752,774.27
821 Impaired Physician	307,510.57	132,100.00	153,437.82	286,172.75	50.00	286,222.75
823 Livestock Nutrient Management	31,623.62	300.00	.....	31,923.62	.....	31,923.62
833 Developmental Disabilities Endowment Trust	2,867,139.74	438,358.70	367,119.84	2,938,378.60	118,099.70	3,056,478.30
834 Capitol Furnishings Preservation Committee	29,154.41	.....	.....	29,154.41	.....	29,154.41
878 Federal Forest Revolving	4,053.69	1.45	.....	4,055.14	.....	4,055.14
880 Advance Right-of-Way Revolving	46,873,806.94	258,650.56	.....	47,132,457.50	.....	47,132,457.50
884 Gambling Revolving	19,389,901.30	1,037,953.16	1,018,272.80	19,409,581.66	14,600.25	19,424,181.91
885 Plumbing Certificate	1,037,385.81	133,273.11	82,804.65	1,087,854.27	262.65	1,088,116.92
892 Pressure Systems Safety	\$812,287.31	123,331.13	148,548.79	787,069.65	1,729.21	788,798.86
<b>TOTAL SPECIAL REVENUE FUNDS</b>	<b>\$ 433,765,098.57</b>	<b>\$ 58,807,323.04</b>	<b>\$ 87,432,601.50</b>	<b>\$ 405,139,820.11</b>	<b>\$ 2,611,440.01</b>	<b>\$ 407,751,260.12</b>
<b>CAPITAL PROJECTS FUNDS</b>						
366 Watershed Restoration Enhancement Bond	\$ 11,602,170.35	\$ .....	\$ 515,961.02	\$ 11,086,209.33	\$ .....	\$ 11,086,209.33
377 Watershed Restoration Enhancement Taxable Bond	.....	.....	.....	.....	.....	.....
<b>TOTAL CAPITAL PROJECTS FUNDS</b>	<b>\$ 11,602,170.35</b>	<b>\$ .....</b>	<b>\$ 515,961.02</b>	<b>\$ 11,086,209.33</b>	<b>\$ .....</b>	<b>\$ 11,086,209.33</b>
<b>PERMANENT FUNDS</b>						
842 American Indian Scholarship Endowment	\$ 296,326.30	\$ 7,771.99	\$ 7,666.00	\$ 296,432.29	\$ .....	\$ 296,432.29
852 Foster Care Scholarship Endowment	\$3,875.90	1.38	.....	3,877.28	.....	3,877.28
<b>TOTAL PERMANENT FUNDS</b>	<b>\$ 300,202.20</b>	<b>\$ 7,773.37</b>	<b>\$ 7,666.00</b>	<b>\$ 300,309.57</b>	<b>\$ .....</b>	<b>\$ 300,309.57</b>
<b>ENTERPRISE FUNDS</b>						
22E Family and Medical Leave Enforcement	\$ 412,483.89	\$ 73.49	\$ .....	\$ 412,557.38	\$ .....	\$ 412,557.38
22F Family and Medical Leave Insurance	213,224,593.59	1,907,422.22	92,150,821.89	122,981,193.92	569,479.43	123,550,673.35
413 Municipal Revolving	3,893,888.63	2,695,132.01	2,655,252.65	3,933,767.99	61,122.49	3,994,890.48
438 Uniform Dental Plan Benefits Administration	1,220,915.93	556,000.00	544,592.00	1,232,323.93	.....	1,232,323.93
439 Uniform Medical Plan Benefits Administration	7,076,445.31	5,639,700.00	5,712,059.18	7,004,086.13	98,649.85	7,102,735.98
442 Legislative Gift Center	137,389.46	12,995.38	6,926.47	143,458.37	2,937.92	146,396.29
445 Self-Insured Emplr Overpyrmt Reimb	287,595.25	75,556.44	.....	363,151.69	60,991.00	424,142.69
446 Industrial Insurance Rainy Day Fund	.....	.....	.....	.....	.....	.....
449 Certificates of Participation and Other Financing - Local	399,846.11	11,949,539.54	11,966,131.18	383,254.47	79,421.74	462,676.21
456 Separately Managed State Treasurer's Service	120,574.50	16,294.96	8,118.36	128,751.10	.....	128,751.10
470 Imaging	48,454.24	56,729.92	38,529.32	66,654.84	.....	66,654.84
473 School Employees Insurance Reserve	61,883,862.23	21,370.81	.....	61,905,233.04	.....	61,905,233.04
475 School Employees Dental Benefits Administration	8,468.84	425,432.00	419,742.54	14,158.30	.....	14,158.30
477 Lottery Investment	.....	.....	.....	.....	.....	.....
493 School Employees' Insurance	(9,613,822.78)	157,719,178.36	154,954,988.63	(6,849,633.05)	326,572.21	(6,523,060.84)

# RECEIPTS AND DISBURSEMENTS FOR TREASURER'S TRUST FUNDS

	December 1, 2021		December 2021		December 31, 2021		
	Beginning Book Balance		Plus Receipts	Less Disbursements	Ending Book Balance	Outstanding Warrants	Ending Cash Balance
<b>ENTERPRISE FUNDS (Continued)</b>							
494 School Employees' Benefits Board Administration	\$ 1,653,471.39	\$	1,707,972.00	\$ 1,773,344.62	\$ 1,588,098.77	\$ 38,074.79	\$ 1,626,173.56
543 Judicial Information Systems	(5,062,692.01)		914,831.74	2,797,443.37	(6,945,303.64)	715.00	(6,944,588.64)
544 Pollution Liability Insurance Program Trust	35,556,953.59		2,298,838.26	778,826.06	37,076,965.79	.....	37,076,965.79
545 Heating Oil Pollution Liability Trust	2,153,696.68		55,070.82	82,976.89	2,125,790.61	.....	2,125,790.61
567 Long-Term Services and Supports Trust	18,262,221.85		6,890.57	1,492,966.54	16,776,145.88	.....	16,776,145.88
721 Public Employees' and Retirees' Insurance	94,526,168.88		203,315,624.58	187,664,051.08	110,177,742.38	2,138,073.80	112,315,816.18
730 Public Employees' and Retirees' Insurance Reserve	214,289,213.43		72,511.32	.....	214,361,724.75	.....	214,361,724.75
788 Advanced College Tuition Payment Program	\$1,704,541.84		13,721,884.35	14,595,149.37	831,276.82	2,194,513.61	3,025,790.43
<b>TOTAL ENTERPRISE FUNDS</b>	<b>\$ 642,184,270.85</b>	<b>\$</b>	<b>403,169,048.77</b>	<b>\$ 477,641,920.15</b>	<b>\$ 567,711,399.47</b>	<b>\$ 5,570,551.84</b>	<b>\$ 573,281,951.31</b>
<b>INTERNAL SERVICE FUNDS</b>							
411 Natural Resources Equipment	\$ 15,268,325.39	\$	1,249.92	\$ 1,576,777.24	\$ 13,692,798.07	\$ 32,450.39	\$ 13,725,248.46
421 Education Technology Revolving Fund	12,524,806.83		74,348.95	900,307.27	11,698,848.51	27,799.08	11,726,647.59
422 General Administration Services	51,709,413.86		16,292,558.11	29,099,030.99	38,902,940.98	75,761.29	38,978,702.27
436 OFM Labor Relations Service	2,094,302.10		547,906.37	841,154.22	1,801,054.25	72,202.75	1,873,257.00
444 Fish & Wildlife Equipment	286,647.69		68,429.36	78,111.42	276,965.63	213.06	277,178.69
453 Minority and Women's Business Enterprises	1,805,518.62		146,573.00	266,399.51	1,685,692.11	375.00	1,686,067.11
458 Consolidated Technology Services Revolving	28,170,964.83		13,536,878.37	9,363,665.06	32,344,178.14	124,408.13	32,468,586.27
461 Shared Information Technology System Revolving	.....		.....	.....	.....	.....	.....
466 Statewide Info Tech System Development Revolving	41,474,927.19		152,379.42	2,675,337.53	38,951,969.08	.....	38,951,969.08
471 State Patrol Nonappropriated Airplane Revolving	210,932.70		.....	80,417.55	130,515.15	4,682.93	135,198.08
472 Statewide Info Tech System Maintenance & Operations Revolving	18,258,202.17		712,833.38	3,408,989.82	15,562,045.73	1,456,236.70	17,018,282.43
546 Risk Management	(462,614.15)		1,107,751.29	2,396,008.54	(1,750,871.40)	.....	(1,750,871.40)
547 Liability	(149,795,609.79)		267,608.08	15,626,719.73	(165,154,721.44)	186,669.84	(164,968,051.60)
739 Certificates of Participation and Other Financing - State	\$8,874,978.43		2,461,750.62	10,952,606.30	384,122.75	25,000.00	409,122.75
<b>TOTAL INTERNAL SERVICE FUNDS</b>	<b>\$ 30,420,795.87</b>	<b>\$</b>	<b>35,370,266.87</b>	<b>\$ 77,265,525.18</b>	<b>\$ -11,474,462.44</b>	<b>\$ 2,005,799.17</b>	<b>\$ (9,468,663.27)</b>
<b>PRIVATE PURPOSE FUNDS</b>							
196 Unclaimed Personal Property	\$ 2,912,087.01	\$	7,452,074.10	\$ 6,860,029.33	\$ 3,504,131.78	\$ 6,105,868.31	\$ 9,610,000.09
463 WA College Savings Program	(345,146.67)		66,667.28	97,206.21	(375,685.60)	550.00	(375,135.60)
738 Department of Social and Health Services Trust	53,654.52		.....	.....	53,654.52	.....	53,654.52
799 WA Achieving a Better Life Experience Program	\$30,780.55		11.00	.....	30,791.55	.....	30,791.55
<b>TOTAL PRIVATE PURPOSE FUNDS</b>	<b>\$ 2,651,375.41</b>	<b>\$</b>	<b>7,518,752.38</b>	<b>\$ 6,957,235.54</b>	<b>\$ 3,212,892.25</b>	<b>\$ 6,106,418.31</b>	<b>\$ 9,319,310.56</b>
<b>PENSION TRUST FUNDS</b>							
838 LEOFF Retirement System Benefits Improvement	\$ 1.75	\$	(0.12)	\$ .....	\$ 1.63	\$ .....	\$ 1.63
<b>TOTAL PENSION TRUST FUNDS</b>	<b>\$ 1.75</b>	<b>\$</b>	<b>(0.12)</b>	<b>\$ .....</b>	<b>\$ 1.63</b>	<b>\$ .....</b>	<b>\$ 1.63</b>
<b>CUSTODIAL FUNDS</b>							
165 Salary Reduction	\$ 9,046,255.23	\$	4,064,729.92	\$ 4,999,779.64	\$ 8,111,205.51	\$ .....	\$ 8,111,205.51

# RECEIPTS AND DISBURSEMENTS FOR TREASURER'S TRUST FUNDS

	December 1, 2021	December 2021		December 31, 2021		
	Beginning Book Balance	Plus Receipts	Less Disbursements	Ending Book Balance	Outstanding Warrants	Ending Cash Balance
<b>CUSTODIAL FUNDS (Continued)</b>						
16C Real Estate/Property Tax Admin Assistance	\$ 64,395.00	\$ 64,497.50	\$ 64,395.00	\$ 64,497.50	\$ .....	\$ 64,497.50
17A County Enhanced 911 Excise Tax	6,348,753.08	.....	(130,726.26)	6,479,479.34	.....	6,479,479.34
525 Washington State Combined Fund Drive	856,325.48	455,662.57	91,403.01	1,220,585.04	18,203.12	1,238,788.16
660 Natural Resources Deposit	51,234,053.85	34,875,446.42	27,909,707.87	58,199,792.40	65,605.84	58,265,398.24
734 Centennial Document Preservation and Modernization	1,916,013.05	325,521.52	.....	2,241,534.57	.....	2,241,534.57
737 High Occupancy Vehicle	.....	.....	.....	.....	.....	.....
757 Maritime Historic Restoration and Preservation	4,450.66	288.99	.....	4,739.65	.....	4,739.65
797 Local Tourism Promotion	348,155.97	.....	(932,127.38)	1,280,283.35	.....	1,280,283.35
802 School Employees Salary Reduction	986,359.72	2,262,194.57	2,302,579.81	945,974.48	3,448.95	949,423.43
847 Separately Managed State Agency Investment	.....	.....	.....	.....	.....	.....
<b>TOTAL CUSTODIAL FUNDS</b>	<b>\$ 70,804,762.04</b>	<b>\$ 42,048,341.49</b>	<b>\$ 34,305,011.69</b>	<b>\$ 78,548,091.84</b>	<b>\$ 87,257.91</b>	<b>\$ 78,635,349.75</b>
<b>TOTAL TREASURER'S TRUST FUNDS</b>	<b>\$ \$2,982,178,466.74</b>	<b>\$ 631,952,223.18</b>	<b>\$ 1,338,771,866.83</b>	<b>\$ 2,275,358,823.09</b>	<b>\$ 24,661,243.62</b>	<b>\$ 2,300,020,066.71</b>

# INVESTMENT STATEMENT

## INVESTMENT STATEMENT

Fund / Account	December 1, 2021	Purchased	Maturities & Sales	Amortization	December 31, 2021
<b>Treasury &amp; Treasurer's Trust</b>					
Investments (trade date basis)	\$ 14,229,087,488.63	\$ 3,623,183,692.48	\$ 4,020,665,644.71	\$ (2,544,918.11)	\$ 13,829,060,618.29
Reverse Repurchase Agreements	.....	.....	.....	.....	.....
Purchased Accrued Interest	460,011.43	.....	87,380.46	.....	372,630.97
<b>Total Treasury &amp; Treasurer's Trust</b>	<b>\$ 14,229,547,500.06</b>	<b>\$ 3,623,183,692.48</b>	<b>\$ 4,020,753,025.17</b>	<b>\$ (2,544,918.11)</b>	<b>\$ 13,829,433,249.26</b>
<b>Local Government Investment Pool</b>					
Investments (trade date basis)	\$ 23,683,453,586.28	\$ 28,902,000,572.85	\$ 30,342,095,133.41	\$ 465,512.21	\$ 22,243,824,537.93
Reverse Repurchase Agreements	.....	.....	.....	.....	.....
Purchased Accrued Interest	9,419.08	.....	3,043.61	.....	6,375.47
<b>Total Local Government Investment Pool</b>	<b>\$ 23,683,463,005.36</b>	<b>\$ 28,902,000,572.85</b>	<b>\$ 30,342,098,177.02</b>	<b>\$ 465,512.21</b>	<b>\$ 22,243,830,913.40</b>
<b>Separately Managed Accounts</b>					
Investments (trade date basis)	\$ 875,133,979.46	\$ 48,796,468.39	\$ 48,266,850.33	\$ (115,305.55)	\$ 875,548,291.97
Purchased Accrued Interest	26,735.64	.....	5,510.40	.....	21,225.24
<b>Total Separately Managed Accounts</b>	<b>\$ 875,160,715.10</b>	<b>\$ 48,796,468.39</b>	<b>\$ 48,272,360.73</b>	<b>\$ (115,305.55)</b>	<b>\$ 875,569,517.21</b>
<b>Total All Accounts</b>	<b>\$ 38,788,171,220.52</b>	<b>\$ 32,573,980,733.72</b>	<b>\$ 34,411,123,562.92</b>	<b>\$ (2,194,711.45)</b>	<b>\$ 36,948,833,679.87</b>

# INVESTMENT INTEREST INCOME AND CAPITAL GAINS

## INVESTMENT INTEREST INCOME AND CAPITAL GAINS CURRENT MONTH AND FISCAL YEAR TO DATE COMPARISON

Fund / Account	December 2021	December 2020	Fiscal Year 2022	Fiscal Year 2021
<b>Treasury &amp; Treasurer's Trust</b>				
Cash	\$ 7,683,004.59	\$ 7,592,542.07	\$ 54,126,865.68	\$ 48,235,322.21
Custody Bank Fees	(9,681.42)	(5,009.40)	(56,714.27)	(31,009.02)
Other Bank Fees	(1,767.54)	(2,288.67)	(15,505.13)	(15,710.15)
Amortization	(2,544,918.11)	(152,316.85)	(16,199,940.42)	58,661.33
Accrued Interest	1,648,288.82	(492,251.46)	2,643,425.54	(2,367,773.09)
Gains and Losses	(315,675.87)	697,136.29	2,831,768.22	12,303,364.30
<b>Total Treasury &amp; Treasurer's Trust</b>	<b>\$ 6,459,250.47</b>	<b>\$ 7,637,811.98</b>	<b>\$ 43,329,899.62</b>	<b>\$ 58,182,855.58</b>
<b>Local Government Investment Pool</b>				
Cash	\$ 860,568.04	\$ 1,173,540.73	\$ 11,145,023.33	\$ 11,021,049.20
Amortization	465,512.21	1,199,166.29	1,930,893.31	13,350,439.11
Accrued Interest	387,031.89	512,387.23	(1,102,860.34)	(547,056.02)
Gains and Losses	64,048.16	118,502.29	111,697.55	269,823.00
<b>Total Local Government Investment Pool</b>	<b>\$ 1,777,160.30</b>	<b>\$ 3,003,596.54</b>	<b>\$ 12,084,753.85</b>	<b>\$ 24,094,255.29</b>
<b>Separately Managed Accounts</b>				
Cash	\$ 524,107.66	\$ 531,527.71	\$ 2,995,738.16	\$ 3,358,251.83
Amortization	(115,305.55)	17,504.48	(508,464.22)	123,793.13
Accrued Interest	79,439.39	(21,164.75)	350,726.11	(229,664.64)
Gains and Losses	.....	3,380.50	133,477.14	444,561.05
<b>Total Separately Managed Accounts</b>	<b>\$ 488,241.50</b>	<b>\$ 531,247.94</b>	<b>\$ 2,971,477.19</b>	<b>\$ 3,696,941.37</b>
<b>Total All Accounts</b>	<b>\$ 8,724,652.27</b>	<b>\$ 11,172,656.46</b>	<b>\$ 58,386,130.66</b>	<b>\$ 85,974,052.24</b>



MIKE PELLICCIOTTI  
STATE TREASURER  
PO BOX 40200  
OLYMPIA WA 98504-0200

---

