



**Washington State  
Treasurer's  
Monthly Report**

**December 2022**



**MIKE PELLICCIOTTI**  
State Treasurer

In accordance with the Americans with Disabilities Act, this publication will be made available in alternate formats upon request to the Office of the State Treasurer, Legislative Building, 2nd Floor, Olympia, Washington 98504-0200, telephone (360) 902-9000, fax (360) 902-9037 or TTY Users Call: 7-1-1. Web Site: <http://tre.wa.gov>.

Cover photo taken by Treasurer's Office staff.

# TABLE OF CONTENTS

	<i>Page</i>
State Treasurer’s Letter .....	1
General Fund .....	2
Treasury, Treasurer’s Trust and Local Government Investment Pool Flow Chart .....	3
Treasury & Treasurer’s Trust, Treasury and Treasurer’s Trust Charts .....	4
General Fund and Local Government Investment Pool Charts .....	5
Receipts and Disbursements for Treasury Funds .....	6
Receipts and Disbursements for Treasurer’s Trust Funds .....	19
Investment Statement .....	29
Investment Interest Income and Capital Gains .....	30





**Mike Pellicciotti**  
State Treasurer

**State of Washington**  
**Office of the Treasurer**  
Legislative Building  
P.O. Box 40200  
Olympia, Washington 98504

(360) 902-9000 · TTY 7-1-1  
FAX (360) 902-9037  
Home Page <http://tre.wa.gov>



Fellow Washingtonians,

I am pleased to report on the operations of the Office of the State Treasurer for the month of December 2022. At the close of the month, the total of the treasury & treasurer's trust book balances was \$18.4 billion with investment earnings distributed for the month of \$41.2 million.

Sincerely,

A handwritten signature in blue ink that reads "Mike Pellicciotti". The signature is fluid and cursive, with a long horizontal stroke extending to the right.

Mike Pellicciotti  
Washington State Treasurer

# GENERAL FUND

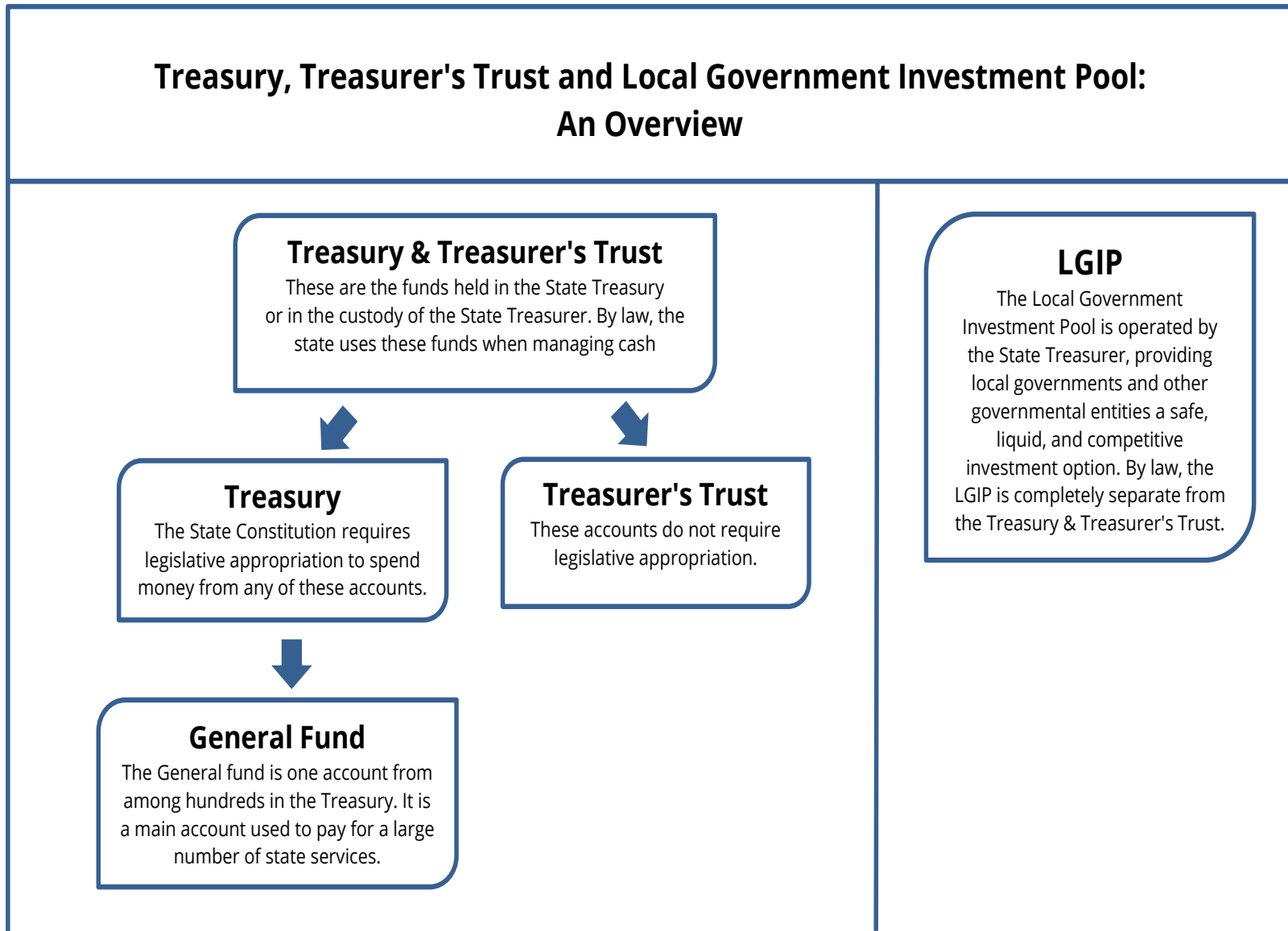
## CURRENT MONTH AND FISCAL YEAR TO DATE COMPARISON

(In Millions)

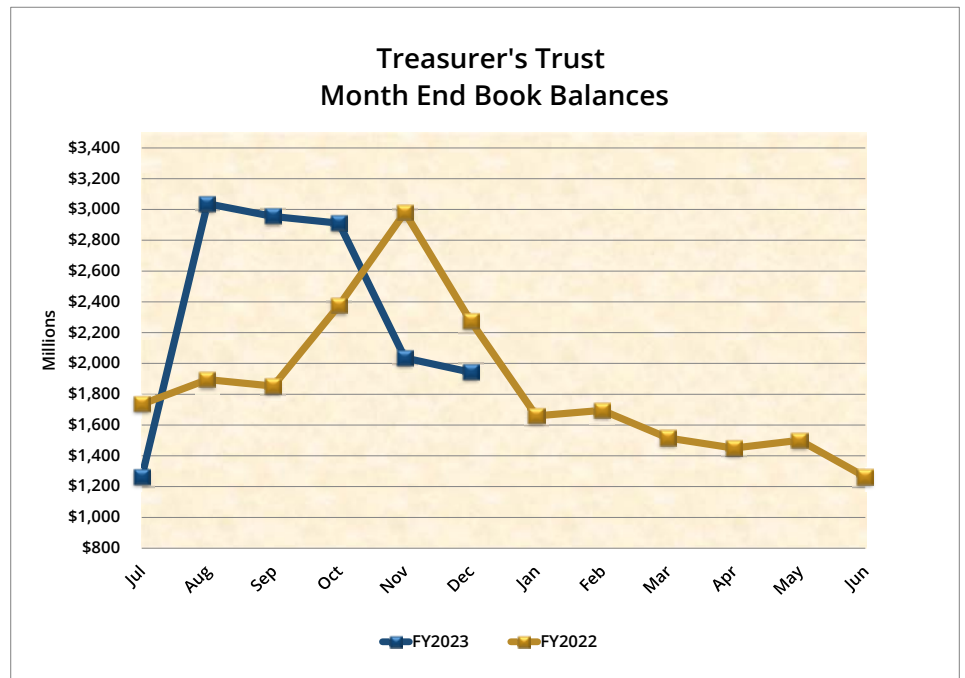
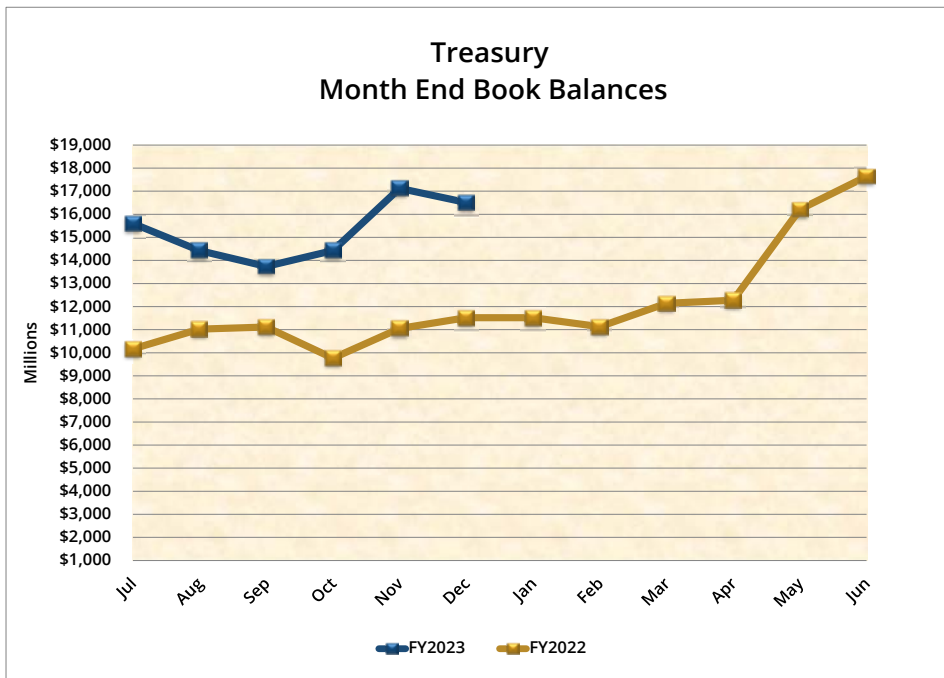
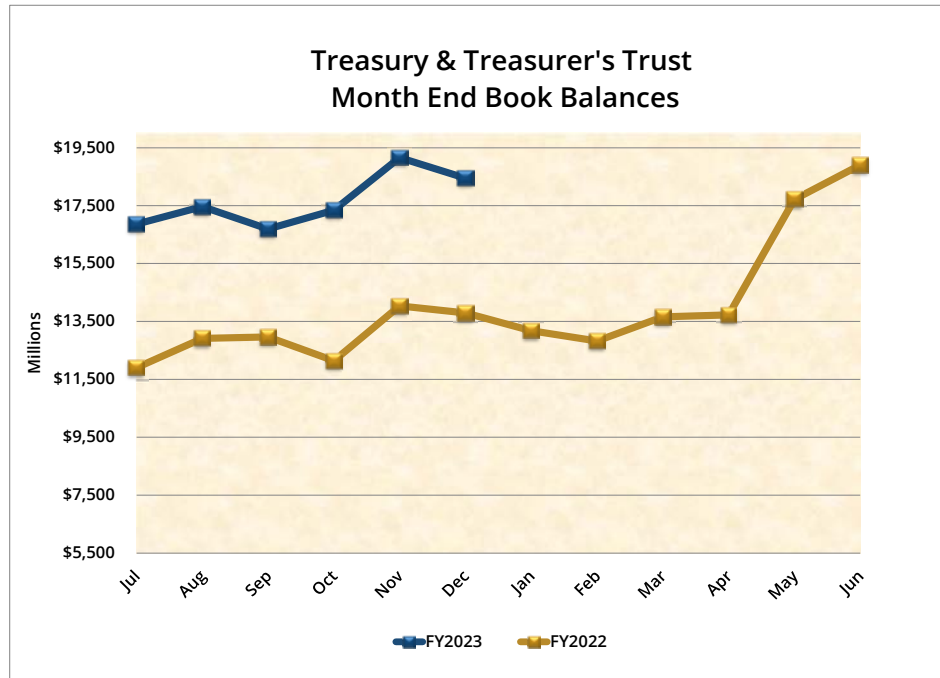
	Month of December		Fiscal Year to Date	
	2022	2021	2023	2022
Beginning Book Balance	\$ 3,042.265	3,361.061	4,503.455	4,614.636
Cash Revenue	\$ 4,623.853	4,490.960	24,347.330	21,968.263
Other Cash Receipts	422.878	(1,221.498)	3,848.571	1,518.020
Total Cash Receipts	<u>5,046.731</u>	<u>3,269.462</u>	<u>28,195.901</u>	<u>23,486.283</u>
Total Cash Disbursements	5,151.449	3,483.984	29,761.809	24,954.380
Ending Book Balance	\$ 2,937.547	3,146.539	2,937.547	3,146.539
<b>Cash Revenue</b>				
Bond Retirement & Interest	\$ 0.000	\$ 0.000	\$ (0.223)	\$ (0.275)
Secretary of State	5.441	5.892	24.770	25.058
<b>Department of Revenue:</b>				
Retail Sales Tax	1,212.654	1,224.796	7,571.184	6,930.112
Business & Occupation Tax	512.882	516.546	3,148.443	2,729.822
Compensating Tax	76.813	77.229	499.124	434.178
Cigarette Tax	17.382	24.969	144.199	139.241
Public Utility Tax	41.274	39.106	241.361	219.503
Various Other Revenue	35.338	39.644	521.393	171.719
Insurance Commission	174.472	151.481	371.104	330.647
Liquor and Cannabis Board	39.299	42.033	93.754	94.170
<b>Department of Licensing:</b>				
Excise Tax - Other	0.009	0.010	0.076	0.086
Various Other Revenue	0.510	0.479	7.051	7.130
Department of Social & Health Services	4.141	11.487	24.235	32.030
Universities & Colleges	0.001	0.000	0.627	0.000
Treasurer's Transfers	(14.477)	(11.044)	(172.280)	(95.480)
<b>Counties:</b>				
Property Tax	363.279	304.176	2,014.515	1,995.773
Real Estate Excise Tax	113.471	240.678	823.631	1,348.871
Various Other Revenue	2.540	2.582	17.996	18.131
Federal Grants-In-Aid (All Agencies)	1,826.640	1,788.408	8,465.770	7,379.637
Revenues Distributed to Local Governments	(2.175)	(7.204)	(5.291)	(47.867)
Other Agencies' Cash Revenue	214.359	39.692	555.891	255.777
<b>Total Cash Revenue</b>	<u>\$ 4,623.853</u>	<u>\$ 4,490.960</u>	<u>\$ 24,347.330</u>	<u>\$ 21,968.263</u>

Source: Agency Financial Reporting System (AFRS)

The State Treasurer is charge with the cash management of public funds, which includes two categories of state funds and accounts: (1) funds and accounts located in the state treasury, which are subject to legislative appropriation; and (2) Treasurer's trust funds, which are accounts placed in the custody of the State Treasurer and not typically subject to legislative appropriation. Funds within these accounts are commingled for investment and cash management purposes. This flow chart describes the structure of the Treasury and Treasurer's Trust accounts. Month end balances of these accounts are shown on pages 4 and 5.



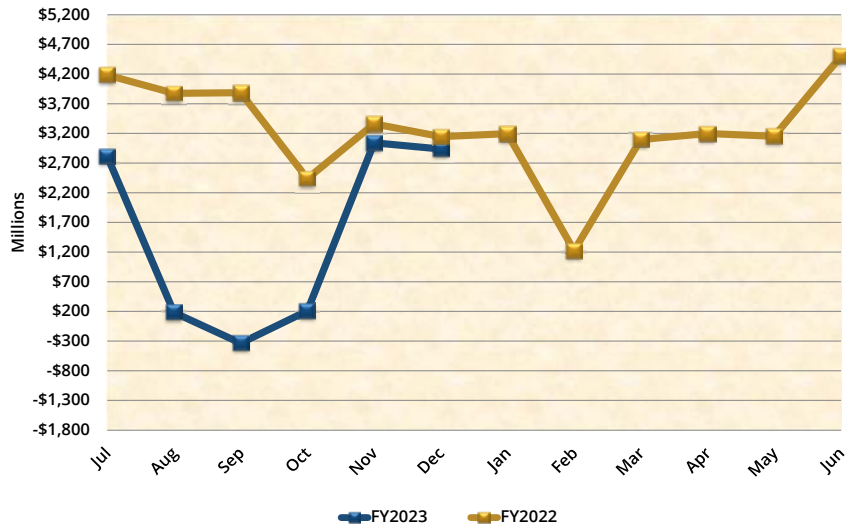
# TREASURY & TREASURER'S TRUST, TREASURY, AND TREASURER'S TRUST CHARTS





# GENERAL FUND & LOCAL GOVERNMENT INVESTMENT POOL CHARTS

## General Fund Month End Book Balances

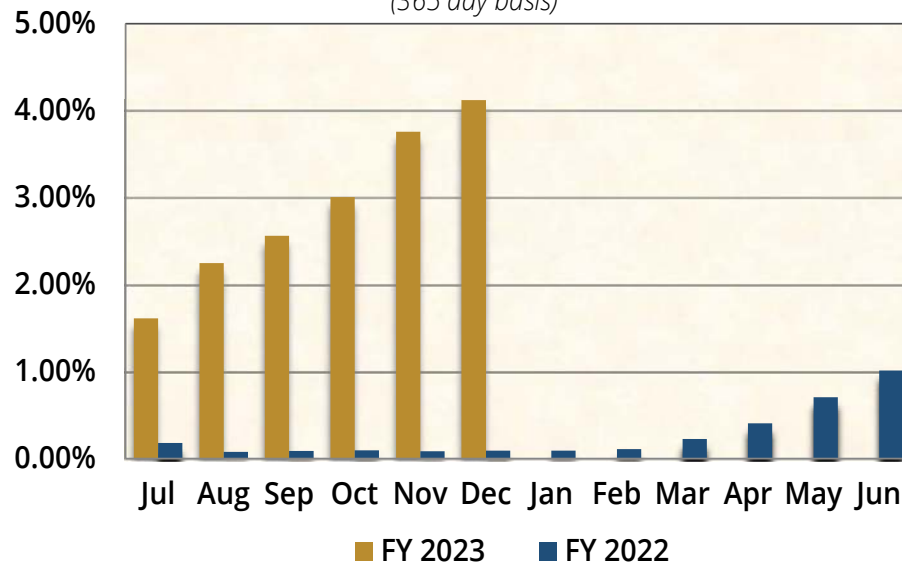


## Local Government Investment Pool Month End Book Balances



## LGIP Net Yield

(365 day basis)



# RECEIPTS & DISBURSEMENTS FOR TREASURY FUNDS

	December 1, 2022		December 2022		December 31, 2022		
	Beginning Book Balance		Plus Receipts	Less Disbursements	Ending Book Balance	Outstanding Warrants	Ending Cash Balance
<b>GENERAL FUND</b>							
001 General	\$ 3,042,264,649.76	\$	5,046,731,121.63	\$ 5,151,449,497.57	\$ 2,937,546,273.82	\$ 62,009,220.85	\$ 2,999,555,494.67
018 Millersylvania Park Current	210.50				210.50		210.50
01E Geothermal	93,783.70		7,384.00		101,167.70		101,167.70
01N Institutional Impact	19,144.72				19,144.72		19,144.72
02P Flood Control Assistance	4,310,971.54			91,835.51	4,219,136.03		4,219,136.03
031 State Investment Board Expense	6,927,354.11		76,116.95	(101,715.44)	7,105,186.50	113.49	7,105,299.99
032 State Emergency Water Projects Revolving	221,616.92				221,616.92		221,616.92
03A Excess Earnings							
03L County Criminal Justice Assistance	3,252,417.57		6,998.28	251,383.12	3,008,032.73	1,760.33	3,009,793.06
03M Municipal Criminal Justice Assistance	96,137.08		705.49	84,535.93	12,306.64	782.37	13,089.01
04L Public Health Services	6.74		0.01		6.75		6.75
051 State and Local Improvements Revolving	26,744.33				26,744.33		26,744.33
055 State & Local Improve Revolving (Waste Disp Facilities, 1980)	2,639.01				2,639.01		2,639.01
05C Criminal Justice Treatment	2,712,348.09			897,963.56	1,814,384.53		1,814,384.53
05M Tourism Development and Promotion							
070 Outdoor Recreation	(10,140.52)		379,337.57	395,624.05	(26,427.00)		(26,427.00)
072 State & Local Improve Revolving (Water Supply Facilities)	828,578.87		5,333.33		833,912.20		833,912.20
09C Farm and Forest			623,295.99	891,175.99	(267,880.00)		(267,880.00)
09G Riparian Protection							
09R Economic Development Strategic Reserve	8,985,828.72			86,500.88	8,899,327.84	205.24	8,899,533.08
10K Veterans Innovation Program	14,382.82				14,382.82		14,382.82
10P Columbia River Basin Water Supply Development	5,446,999.35		9,657.51	196,813.80	5,259,843.06		5,259,843.06
10T Hood Canal Aquatic Rehabilitation Bond							
11F Reinvesting in Youth	5.98				5.98		5.98
11N Heritage Barn Preservation							
11W Water Quality Capital	34,227.10				34,227.10		34,227.10
125 Site Closure	37,167,010.21		66,377.29	6,094.40	37,227,293.10	848.00	37,228,141.10
12J Boating Activities							
12K Puget Sound Scientific Research							
12R Independent Youth Housing							
14B Budget Stabilization	336,376,097.48		590,709.90		336,966,807.38		336,966,807.38
14C Puget Sound Recovery							
14H Community Preservation & Development Authority	2,346,782.62			105,881.59	2,240,901.03		2,240,901.03
15J Building Communities							
15K Columbia River Water Delivery	16,173.66				16,173.66		16,173.66

# RECEIPTS & DISBURSEMENTS FOR TREASURY FUNDS

	December 1, 2022		December 2022		December 31, 2022		
	Beginning Book Balance		Plus Receipts	Less Disbursements	Ending Book Balance	Outstanding Warrants	Ending Cash Balance
<b>GENERAL FUND (Continued)</b>							
15R Evergreen Job Training	\$ .....	\$ .....	\$ .....	\$ .....	\$ .....	\$ .....	\$ .....
16V Water Rights Processing	84,287.33		100.00	.....	84,387.33	.....	84,387.33
177 Judicial Retirement Administrative	.....		.....	.....	.....	.....	.....
17C Opportunity Express Account	62,171.42		.....	.....	62,171.42	.....	62,171.42
17E State Efficiency and Restructuring	.....		.....	.....	.....	.....	.....
17F Washington Opportunity Pathways	55,896,997.26		27,842,694.56	17,308,532.69	66,431,159.13	116,280.00	66,547,439.13
17K Basic Health Plan Stabilization	.....		.....	.....	.....	.....	.....
18H Opportunity Expansion	326.64		.....	.....	326.64	.....	326.64
19K Yakima Integrated Plan Implementation	.....		.....	.....	.....	.....	.....
19L Charter Schools Oversight	756,213.86		184,656.39	129,457.15	811,413.10	11,025.00	822,438.10
19N Diesel Idle Reduction	.....		.....	.....	.....	.....	.....
20C Yakima Integrated Plan Implementation Taxable Bond	.....		.....	.....	.....	.....	.....
20F Invest in Washington	10,898.01		.....	.....	10,898.01	.....	10,898.01
21B Chehalis Basin	.....		.....	.....	.....	.....	.....
21D Dairy Nutrient Infrastructure	.....		.....	.....	.....	.....	.....
21P Sexual Assault Prevention and Response	.....		.....	.....	.....	.....	.....
21R DCYF Contracted Services Performance Improvement	.....		.....	.....	.....	.....	.....
22C Early Learning Facilities Revolving	(158.93)		132,460.07	132,459.60	(158.46)	158.46	.....
22D Early Learning Facilities Development	(6,864.15)		1,217,417.41	1,210,553.26	.....	.....	.....
22T Statewide Tourism Marketing	6,045,242.47		10,627.44	10,598.23	6,045,271.68	.....	6,045,271.68
23H Defense Community Compatibility	.....		.....	.....	.....	.....	.....
23J Statewide Broadband	33,171,629.74		58,270.35	2,373,274.64	30,856,625.45	52.97	30,856,678.42
244 Habitat Conservation	(225.00)		384,858.66	384,858.66	(225.00)	225.00	.....
24H Career Connected Learning	.....		.....	.....	.....	.....	.....
24M Climate Resiliency	.....		.....	.....	.....	.....	.....
24U Sustainable Farms and Fields	.....		.....	.....	.....	.....	.....
253 Education Construction	22,564.17		39.62	.....	22,603.79	.....	22,603.79
25C Elementary & Secondary School Emergency Relief III	(178,391.98)		64,481,969.16	64,343,395.01	(39,817.83)	134,774.92	94,957.09
25D Manufacturing and Warehousing Job Centers	4,050,132.82		.....	1,349,977.86	2,700,154.96	.....	2,700,154.96
25F Forest Resiliency	500,970.28		441.61	562,266.33	(60,854.44)	841.29	(60,013.15)
25G Manufacturing Cluster Acceleration	2,798,000.00		.....	.....	2,798,000.00	.....	2,798,000.00
25H Fair Start for Kids	.....		.....	.....	.....	.....	.....
25P Wildfire Response, Forest Restoration, and Community Resilience	69,760,839.94		24.30	3,063,901.90	66,696,962.34	65,760.85	66,762,723.19
26H Washington State Leadership Board	480,640.87		.....	53,684.55	426,956.32	780.00	427,736.32
26K School Seismic Safety Grant Program	.....		.....	.....	.....	.....	.....

# RECEIPTS & DISBURSEMENTS FOR TREASURY FUNDS

	December 1, 2022		December 2022		December 31, 2022		
	Beginning Book Balance		Plus Receipts	Less Disbursements	Ending Book Balance	Outstanding Warrants	Ending Cash Balance
<b>GENERAL FUND (Continued)</b>							
26R Clean Energy Transition Workforce	\$ .....	\$ .....	\$ .....	\$ .....	\$ .....	\$ .....	\$ .....
26U Apple Health and Homes	97,124,064.98	.....	.....	22,633.06	97,101,431.92	158.91	97,101,590.83
26V Capital Community Assistance	576,667,275.64	.....	.....	7,166,323.86	569,500,951.78	362,998.45	569,863,950.23
27A Energy Efficiency Revolving Loan Capital	.....	.....	.....	.....	.....	.....	.....
27B Electric Vehicle Incentive	119,974,826.99	.....	.....	15,464.69	119,959,362.30	.....	119,959,362.30
27C Community Reinvestment	200,000,000.00	.....	.....	.....	200,000,000.00	.....	200,000,000.00
27F State Lands Dev Authority Capital	.....	.....	.....	.....	.....	.....	.....
27G State Lands Dev Authority Operating	.....	.....	.....	.....	.....	.....	.....
291 Education Savings	.....	.....	.....	.....	.....	.....	.....
355 State Taxable Building Construction	92,926,613.28	(132,927.00)	.....	8,337,052.01	84,456,634.27	264.85	84,456,899.12
359 School Constr & Skill Ctrs Bldg	37,601.47	.....	.....	.....	37,601.47	.....	37,601.47
489 Pension Funding Stabilization	14,674,172.59	25,769.31	.....	.....	14,699,941.90	.....	14,699,941.90
548 LEOFF System Plan 2 Expense	176,664.43	121,380.13	.....	142,234.55	155,810.01	52.50	155,862.51
706 Coronavirus State Fiscal Recovery Fund	2,152,488,644.52	441,403.35	.....	130,513,324.71	2,022,416,723.16	16,431,753.38	2,038,848,476.54
707 Washington Rescue Plan Transition	1,000,000,000.00	.....	.....	.....	1,000,000,000.00	.....	1,000,000,000.00
828 Tobacco Prevention and Control	894,253.55	1,571.79	.....	35,385.00	860,440.34	.....	860,440.34
830 Agricultural College Trust Management	2,348,725.30	1,712.27	.....	92,925.42	2,257,512.15	422.53	2,257,934.68
<b>TOTAL GENERAL FUND</b>	<b>\$ 7,881,902,087.86</b>	<b>\$ 5,143,269,507.37</b>	<b>\$ 5,391,603,894.14</b>	<b>\$ 7,633,567,701.09</b>	<b>\$ 79,138,479.39</b>	<b>\$ 7,712,706,180.48</b>	
<b>SPECIAL REVENUE FUNDS</b>							
002 Hospital Data Collection	\$ 76,608.27	\$ 154,100.52	\$ 21,729.97	\$ 208,978.82	\$ .....	\$ 208,978.82	
003 Architects' License	794,130.08	53,186.23	67,931.41	779,384.90	.....	779,384.90	
007 Winter Recreational Program	2,909,002.53	465,755.95	40,150.14	3,334,608.34	220.00	3,334,828.34	
014 Forest Development	20,394,867.42	4,365.79	77,569.01	20,321,664.20	42,719.44	20,364,383.64	
01B ORV & Non-Highway Vehicle Account	1,252,882.00	246,400.51	199,570.06	1,299,712.45	954.84	1,300,667.29	
01M Snowmobile	3,851,636.81	512,092.59	33,847.96	4,329,881.44	50.00	4,329,931.44	
024 Professional Engineers'	1,582,810.46	166,831.00	137,567.88	1,612,073.58	.....	1,612,073.58	
025 Pilotage	(408,390.27)	379,249.31	93,737.66	(122,878.62)	.....	(122,878.62)	
026 Real Estate Commission	4,027,942.32	619,516.95	610,568.22	4,036,891.05	1,811.50	4,038,702.55	
027 Reclamation	5,552,466.13	257,985.91	102,980.25	5,707,471.79	50.00	5,707,521.79	
02A Surveys and Maps	573,693.31	64,325.92	90,908.14	547,111.09	.....	547,111.09	
02G Health Professions	28,339,385.62	6,291,189.92	6,961,962.01	27,668,613.53	131,398.59	27,800,012.12	
02H Business Enterprises Revolving	767,908.00	461,712.98	58,713.65	1,170,907.33	2,278.16	1,173,185.49	
02J Certified Public Accountants'	3,523,859.13	62,910.33	138,099.00	3,448,670.46	2,280.00	3,450,950.46	
02K Death Investigations	2,699,499.08	505,177.91	413,547.91	2,791,129.08	81,488.15	2,872,617.23	
02M Essential Rail Assistance	608,488.78	3,564.42	8,721.82	603,331.38	.....	603,331.38	

# RECEIPTS & DISBURSEMENTS FOR TREASURY FUNDS

	December 1, 2022		December 2022		December 31, 2022		
	Beginning Book Balance		Plus Receipts	Less Disbursements	Ending Book Balance	Outstanding Warrants	Ending Cash Balance
<b>SPECIAL REVENUE FUNDS (Continued)</b>							
02N Parkland Acquisition	\$ 2,192,862.00	\$ .....	\$ .....	\$ .....	\$ 2,192,862.00	\$ .....	\$ 2,192,862.00
02R Aquatic Lands Enhancement	14,661,844.61		5,841.31	(119,707.21)	14,787,393.13	25,061.55	14,812,454.68
02W Timber Tax Distribution	195,574.96		283,145.63	206,132.11	272,588.48	11,966.71	284,555.19
030 Landowner Contingency Forest Fire Suppression	113,814.65		160.21	164,695.35	(50,720.49)	358.00	(50,362.49)
039 Aeronautics	7,676,074.07		767,803.70	1,056,568.13	7,387,309.64	5,716.62	7,393,026.26
03B Asbestos	1,218,790.65		10,009.70	22,998.27	1,205,802.08	0.75	1,205,802.83
03C Emergency Medical Services and Trauma Care System Trust	10,324,599.48		687,146.48	50,391.33	10,961,354.63	1,321.50	10,962,676.13
03F 911 Account	12,070,962.61		2,528,505.15	1,857,666.30	12,741,801.46	472.13	12,742,273.59
03N Business License	13,972,348.57		3,442,949.59	2,986,903.95	14,428,394.21	92,744.66	14,521,138.87
03P Fire Service Trust	663,904.59		45.00	1,944.00	662,005.59	5.00	662,010.59
03R Safe Drinking Water	4,873,772.93		22,061.30	180,038.71	4,715,795.52	468.38	4,716,263.90
041 Resource Management Cost	27,949,606.14		60,334.27	(1,071,280.99)	29,081,221.40	43,566.27	29,124,787.67
042 Charitable, Educational, Penal, and Reformatory Institutions	7,122,019.47		14,009.82	(220,982.50)	7,357,011.79	.....	7,357,011.79
044 Waste Reduction, Recycling, and Litter Control	14,191,272.14		1,406,094.64	1,414,402.04	14,182,964.74	5,244.58	14,188,209.32
045 State Vehicle Parking	541,929.70		287,043.92	378,635.10	450,338.52	6,445.85	456,784.37
048 Marine Fuel Tax Refund	260,504.71	.....		142.26	260,362.45	.....	260,362.45
04E Uniform Commercial Code	2,085,523.79		77,570.83	118,103.18	2,044,991.44	1,151.16	2,046,142.60
04H Surface Mining Reclamation	2,221,437.83		570.76	38,343.32	2,183,665.27	.....	2,183,665.27
04M Recreational Fisheries Enhancement	1,380,242.71		6,557.25	130,415.83	1,256,384.13	14,489.25	1,270,873.38
04R Drinking Water Assistance	171,799,012.48		655,604.39	12,112,610.30	160,342,006.57	21,343.31	160,363,349.88
04V Vehicle License Fraud	458,051.31		3,409.96	.....	461,461.27	.....	461,461.27
04W Waterworks Operator Certification	1,197,896.75		101,281.00	30,211.32	1,268,966.43	2,209.20	1,271,175.63
058 Public Works Assistance	78,023,719.03		1,536,527.96	2,096,923.74	77,463,323.25	347,315.21	77,810,638.46
05H Disaster Response	(158,315,313.76)		110,357.71	16,612,551.25	(174,817,507.30)	1,406,901.44	(173,410,605.86)
05R Drinking Water Assistance Administrative	4,060,298.52		7,156.18	36,958.08	4,030,496.62	.....	4,030,496.62
05W State Drought Preparedness and Response	11,295,726.40		7,000.00	.....	11,302,726.40	.....	11,302,726.40
06A Salmon Recovery	98,026,691.80	.....		1,935,993.78	96,090,698.02	85,494.00	96,176,192.02
06G Real Estate Appraiser Commission	467,032.44		54,481.30	90,191.58	431,322.16	400.00	431,722.16
06K Lead Paint	201,625.92		3,650.00	11,308.09	193,967.83	25.00	193,992.83
06L Business and Professions	8,261,362.67		825,026.49	1,149,081.85	7,937,307.31	28,439.33	7,965,746.64
06R Real Estate Research	821,318.30		18,820.00	40.00	840,098.30	10.00	840,108.30
06T License Plate Technology	386,767.94		112,413.46	72,348.46	426,832.94	29.19	426,862.13
071 Warm Water Game Fish	1,644,701.50		6,051.30	131,992.57	1,518,760.23	422.46	1,519,182.69
07W Domestic Violence Prevention	2,171,375.22		79,547.83	138,916.31	2,112,006.74	58,212.88	2,170,219.62
080 Grade Crossing Protective	92,721.55		162.99	.....	92,884.54	.....	92,884.54

# RECEIPTS & DISBURSEMENTS FOR TREASURY FUNDS

	December 1, 2022		December 2022		December 31, 2022		
	Beginning Book Balance		Plus Receipts	Less Disbursements	Ending Book Balance	Outstanding Warrants	Ending Cash Balance
<b>SPECIAL REVENUE FUNDS (Continued)</b>							
081 State Patrol Highway	\$ 38,799,236.51	\$	24,889,312.81	\$ 25,184,470.08	\$ 38,504,079.24	\$ 484,967.93	\$ 38,989,047.17
082 Motorcycle Safety Education	3,458,616.39		198,427.47	137,290.48	3,519,753.38	.....	3,519,753.38
084 Building Code Council	1,307,610.62		61,291.13	81,335.90	1,287,565.85	.....	1,287,565.85
086 Fire Service Training	(1,357,798.40)		445,543.12	1,369,903.65	(2,282,158.93)	86,030.82	(2,196,128.11)
087 Park Land Trust Revolving	3,195,343.20		118,236.91	126,609.17	3,186,970.94	17,008.40	3,203,979.34
08A Education Legacy Trust	1,203,848,328.20		61,657,298.85	17,547,143.01	1,247,958,484.04	3,054,940.64	1,251,013,424.68
08H Military Department Rental and Lease	5,150,447.66		32,423.41	13,431.55	5,169,439.52	75.00	5,169,514.52
08K Problem Gambling	823,170.36		52,883.27	95,428.96	780,624.67	.....	780,624.67
08M Small City Pavement and Sidewalk	4,860,324.58		71,464.30	865,906.54	4,065,882.34	.....	4,065,882.34
08R Waste Tire Removal	5,253,073.60		638,315.42	461,906.86	5,429,482.16	10.00	5,429,492.16
094 Transportation Infrastructure	9,712,627.64		104,094.56	4,312.18	9,812,410.02	.....	9,812,410.02
095 Electrical License	19,447,596.55		1,812,599.91	2,388,571.82	18,871,624.64	22,450.58	18,894,075.22
096 Highway Infrastructure	2,085,143.31		3,661.72	.....	2,088,805.03	.....	2,088,805.03
097 Recreational Vehicle	4,237,064.48		28,648.63	2,147.30	4,263,565.81	3.50	4,263,569.31
099 Puget Sound Capital Construction	819,400,538.53		23,916,631.91	7,005,895.81	836,311,274.63	1,121,749.38	837,433,024.01
09E Freight Mobility Investment	12,618,230.23		711,322.71	60,264.54	13,269,288.40	.....	13,269,288.40
09H Transportation Partnership	(72,815,928.63)		(708,646.07)	12,117,483.16	(85,642,057.86)	78,666.78	(85,563,391.08)
09P City-County Assistance	4,014,429.02		1,265,375.97	5,262,307.38	17,497.61	.....	17,497.61
09T Washington Main Street Trust Fund	52,638.16		2,250.00	.....	54,888.16	.....	54,888.16
102 Rural Arterial Trust	25,366,340.79		2,447,875.47	2,853,524.34	24,960,691.92	45.15	24,960,737.07
104 Limited Fish And Wildlife	15,279,268.50		603,009.21	1,605,251.90	14,277,025.81	191,451.07	14,468,476.88
106 Highway Safety	99,291,476.17		8,129,921.65	16,898,461.12	90,522,936.70	232,968.33	90,755,905.03
107 Liquor Excise Tax	8,379,234.41		5,078,214.33	28,573.67	13,428,875.07	381.87	13,429,256.94
108 Motor Vehicle	235,766,839.25		118,483,770.33	168,095,740.58	186,154,869.00	5,552,194.93	191,707,063.93
109 Puget Sound Ferry Operations	(3,555,215.83)		5,693,842.71	25,004,014.61	(22,865,387.73)	229,005.51	(22,636,382.22)
10A Aquatic Algae Control	653,341.97		934.00	14,721.93	639,554.04	2.00	639,556.04
10B Home Security Fund	171,168,780.34		5,571,994.13	3,079,145.86	173,661,628.61	115,623.06	173,777,251.67
10G Water Rights Tracking System	241,384.54		.....	.....	241,384.54	.....	241,384.54
110 Special Wildlife	9,361,801.23		471,977.63	327,472.15	9,506,306.71	1,578.93	9,507,885.64
111 Public Service Revolving	5,656,724.36		699,061.25	1,675,599.81	4,680,185.80	9,174.34	4,689,360.14
113 Common School Construction	19,763,869.11		963,790.94	11,569,334.24	9,158,325.81	460.00	9,158,785.81
116 Basic Data	0.01		.....	.....	0.01	.....	0.01
119 Unemployment Compensation Administration	(535,394.12)		15,195,290.23	14,258,379.60	401,516.51	5,361,823.32	5,763,339.83
11B Regional Mobility Grant Program	70,507,501.33		9,836,140.81	4,812,632.85	75,531,009.29	.....	75,531,009.29
11E Freight Mobility Multimodal	12,282,303.34		522,943.94	.....	12,805,247.28	.....	12,805,247.28

# RECEIPTS & DISBURSEMENTS FOR TREASURY FUNDS

	December 1, 2022		December 2022		December 31, 2022		
	Beginning Book Balance		Plus Receipts	Less Disbursements	Ending Book Balance	Outstanding Warrants	Ending Cash Balance
<b>SPECIAL REVENUE FUNDS (Continued)</b>							
11H Forest and Fish Support	\$ 7,641,956.52	\$	493,088.93	\$ 137,812.44	\$ 7,997,233.01	\$ .....	\$ 7,997,233.01
11K Washington Auto Theft Prevention Authority	1,323,586.36		241,037.13	436,518.62	1,128,104.87	.....	1,128,104.87
120 Administrative Contingency	35,220,354.56		1,787,643.84	652,887.90	36,355,110.50	145,863.91	36,500,974.41
12C Affordable Housing For All	46,962,340.22		1,438,208.46	3,677,953.30	44,722,595.38	105.94	44,722,701.32
12M Charitable Organization Education	1,502,469.58		63,410.00	64,896.55	1,500,983.03	.....	1,500,983.03
12T Traumatic Brain Injury	1,243,525.38		121,553.22	281,557.73	1,083,520.87	788.00	1,084,308.87
134 Employment Services Administrative	49,379,148.12		3,817,754.90	1,565,191.73	51,631,711.29	7,724.47	51,639,435.76
138 Insurance Commissioner's Regulatory	30,993,325.18		21,785.58	2,900,128.13	28,114,982.63	5,750.26	28,120,732.89
144 Transportation Improvement	73,878,361.95		7,325,896.82	6,319,012.30	74,885,246.47	1,335.00	74,886,581.47
146 Firearms Range	1,637,628.54		28,717.76	30,008.24	1,636,338.06	.....	1,636,338.06
14A Wildlife Rehabilitation	461,864.31		13,145.34	12,245.46	462,764.19	1,014.10	463,778.29
14G Ballast Water and Biofouling Management	37,509.21		.....	100.00	37,409.21	.....	37,409.21
14M Financial Fraud & ID Theft	2,285,977.35		134,970.00	3,733.49	2,417,213.86	.....	2,417,213.86
14R Military Active State Service	509,134.39		.....	23,882.38	485,252.01	518.00	485,770.01
14V Ignition Interlock Device	1,554,895.14		75,000.00	31,982.99	1,597,912.15	230.09	1,598,142.24
150 Low-Income Weatherization/ Structural Rehabilitation Assistance	1,544,576.05		2,718.10	7,232.97	1,540,061.18	.....	1,540,061.18
153 Rural Mobility Grant Program	9,926,982.17		4,045,798.22	1,782,858.32	12,189,922.07	.....	12,189,922.07
154 New Motor Vehicle Arbitration	1,319,679.77		63,811.00	51,405.54	1,332,085.23	.....	1,332,085.23
158 Aquatic Land Dredged Material Disposal Site	434,137.62		10.01	1,500.00	432,647.63	.....	432,647.63
159 Parks Improvement	1,051,161.21		(478,614.74)	14,702.91	557,843.56	2,472.00	560,315.56
15H Cleanup Settlement	55,609,663.42		97,895.69	1,146,120.58	54,561,438.53	.....	54,561,438.53
15M Biotoxin	594,977.37		5,940.60	71,645.15	529,272.82	529.84	529,802.66
160 Wood Stove Education and Enforcement	638,955.05		32,255.47	16,272.84	654,937.68	.....	654,937.68
162 Farm Labor Contractor	149,061.93		9,400.00	.....	158,461.93	.....	158,461.93
167 Natural Resources Conservation Areas Stewardship	490,261.51		10.01	(3,817.69)	494,089.21	.....	494,089.21
16A Judicial Stabilization Trust	108,405,352.38		354,761.92	1,737,235.75	107,022,878.55	316,154.38	107,339,032.93
16J SR 520 Corridor	165,687,261.02		(4,080,555.36)	(3,994,631.07)	165,601,336.73	12,687.35	165,614,024.08
16M Appraisal Management Company	785,372.75		90,560.91	17,222.02	858,711.64	.....	858,711.64
16P Marine Resources Stewardship Trust	15.73		0.03	.....	15.76	.....	15.76
16W Hospital Safety Net Assessment	57,228,450.95		50,495,108.89	(18,051,949.54)	125,775,509.38	.....	125,775,509.38
172 Basic Health Plan Trust	12,623,154.00		.....	.....	12,623,154.00	.....	12,623,154.00
176 Water Quality Permit	30,647,985.31		934,887.17	1,848,840.05	29,734,032.43	1,881.61	29,735,914.04
17B Home Visiting Services	13,840,923.75		1,640,988.83	2,788,488.09	12,693,424.49	103,391.81	12,796,816.30
17N Complete Streets Grant Program	3,196,606.00		.....	.....	3,196,606.00	.....	3,196,606.00
17P SR520 Civil Penalties	8,071,008.26		(237,437.97)	(7,024.63)	7,840,594.92	.....	7,840,594.92

# RECEIPTS & DISBURSEMENTS FOR TREASURY FUNDS

	December 1, 2022		December 2022		December 31, 2022		
	Beginning Book Balance		Plus Receipts	Less Disbursements	Ending Book Balance	Outstanding Warrants	Ending Cash Balance
<b>SPECIAL REVENUE FUNDS (Continued)</b>							
17T Health Benefit Exchange	\$ 17,368,146.49	\$	6,173,418.67	\$ 17,833,779.96	\$ 5,707,785.20	\$ .....	\$ 5,707,785.20
17W Limousine Carriers	76,077.56		.....	.....	76,077.56	.....	76,077.56
182 Underground Storage Tank	2,260,207.93		125,899.59	166,067.91	2,220,039.61	.....	2,220,039.61
186 County Arterial Preservation	469,422.38		1,913,487.46	950,859.46	1,432,050.38	129.02	1,432,179.40
18J Capital Vessel Replacement	48,919,313.76		(1,955,206.77)	324,102.41	46,640,004.58	589.75	46,640,594.33
18L Hydraulic Project Approval	.....		.....	.....	.....	.....	.....
199 Biosolids Permit	1,042,953.55		.....	93,316.63	949,636.92	.....	949,636.92
19A Medicaid Fraud Penalty	21,564,643.15		15,275.66	151,619.17	21,428,299.64	1,212.18	21,429,511.82
19C Forest Practice Application	223,726.67		190.25	10,626.30	213,290.62	.....	213,290.62
19T DOL Technology Improvement and Data Management	204,038.40		47,135.62	40,360.37	210,813.65	.....	210,813.65
19V Andy Hill Cancer Research Endowment Fund	44,652,722.48		1,270,508.85	3,297.48	45,919,933.85	.....	45,919,933.85
200 Regional Fisheries Enhancement Salmonid Recovery	6,405.30		.....	31,529.40	(25,124.10)	84.08	(25,040.02)
201 Department of Licensing Services	676,092.91		225,905.81	325,509.50	576,489.22	6,167.34	582,656.56
202 Medical Test Site Licensure	(518,919.25)		(8,758.74)	92,712.94	(620,390.93)	.....	(620,390.93)
204 Volunteer Fire Fighters' and Reserve Officers' Administrative	4,967,441.74		8,793.40	314,440.76	4,661,794.38	43.81	4,661,838.19
207 Hazardous Waste Assistance	5,196,609.69		7,593.26	294,684.60	4,909,518.35	1,045.70	4,910,564.05
20B Brownfield Redevelopment Trust Fund	.....		.....	.....	.....	.....	.....
20H Connecting Washington	753,648,543.32		71,922,948.84	85,313,121.52	740,258,370.64	2,808,176.84	743,066,547.48
20J Electric Vehicle	20,634,890.64		(1,651,891.28)	688,824.03	18,294,175.33	456.25	18,294,631.58
20M Puget Sound Taxpayer Accountability	5,313,890.89		605,152.87	5,320,761.75	598,282.01	.....	598,282.01
20N Transportation Future Funding Program	5,924,987.68		10,404.87	.....	5,935,392.55	.....	5,935,392.55
20R Radioactive Mixed Waste	1,497,560.59		1,874,422.00	896,758.29	2,475,224.30	2,189.88	2,477,414.18
20T PLIA Underground Storage Tank Revolving	24,516,471.10		44,606.56	79,161.75	24,481,915.91	.....	24,481,915.91
215 Special Category C	(1,634,505.86)		577,946.10	3,940,400.76	(4,996,960.52)	740.21	(4,996,220.31)
216 Air Pollution Control	14,710,331.25		62,346.00	1,704,006.38	13,068,670.87	110.49	13,068,781.36
217 Oil Spill Prevention	9,574,155.18		391,686.08	300,432.29	9,665,408.97	418.24	9,665,827.21
218 Multimodal Transportation	368,658,613.50		(46,157,093.52)	15,270,592.17	307,230,927.81	29,505.02	307,260,432.83
21E Concealed Pistol License Renewal	475,036.83		9,690.24	9,726.84	475,000.23	.....	475,000.23
21H Wastewater Treatment Plant Operator Certification	442,130.79		83,466.14	19,624.63	505,972.30	50.00	506,022.30
21M Distracted Driving Prevention	34,693.80		393.45	.....	35,087.25	.....	35,087.25
21S Aquatic Invasive Species Management	474,577.28		2,014.75	22,577.52	454,014.51	957.78	454,972.29
21V Construction Registration Inspection	5,477,466.92		1,255,135.88	1,169,538.82	5,563,063.98	8,626.44	5,571,690.42
222 Freshwater Aquatic Weeds	1,440,990.59		11,148.00	47,844.29	1,404,294.30	.....	1,404,294.30
223 State Oil Spill Response	4,578,235.47		102,070.43	184,096.15	4,496,209.75	.....	4,496,209.75
22J Abandoned Recreational Vehicle Disposal	2,763,669.04		53,474.42	414,380.14	2,402,763.32	53,706.03	2,456,469.35



# RECEIPTS & DISBURSEMENTS FOR TREASURY FUNDS

	December 1, 2022		December 2022		December 31, 2022		
	Beginning Book Balance		Plus Receipts	Less Disbursements	Ending Book Balance	Outstanding Warrants	Ending Cash Balance
<b>SPECIAL REVENUE FUNDS (Continued)</b>							
22M Energy Efficiency	\$ 6,158,259.24	\$ .....	\$ 24,410.61	\$ 6,133,848.63	\$ 52.97	\$ 6,133,901.60	
22R Internet Consumer Access	.....	.....	.....	.....	.....	.....	
22U Secure Drug Take-Back Program	616,503.86	.....	35,810.62	580,693.24	.....	580,693.24	
22W Public Disclosure Transparency	7,848,575.77	1,500.00	11,515.86	7,838,559.91	25.00	7,838,584.91	
234 Public Works Administration	9,283,229.87	601,482.46	445,312.30	9,439,400.03	27,564.54	9,466,964.57	
235 Youth Tobacco & Vapor Product Prevention	1,890,775.35	131,422.59	90,380.85	1,931,817.09	5,025.00	1,936,842.09	
237 Recreation Access Pass	1,322,954.23	(251,897.54)	240.00	1,070,816.69	370.00	1,071,186.69	
23G Vulnerable Roadway User Education	16,694.49	809.98	.....	17,504.47	.....	17,504.47	
23N Model Toxics Control Capital	215,817,535.37	9,026,077.05	1,669,434.31	223,174,178.11	33,228.34	223,207,406.45	
23P Model Toxics Control Operating	81,759,974.30	16,705,711.17	12,935,893.22	85,529,792.25	387,331.03	85,917,123.28	
23R Model Toxics Control Stormwater	71,315,075.07	4,085,044.76	2,296,790.48	73,103,329.35	8,160.24	73,111,489.59	
23S Puget Sound Gateway Facility	895,686.37	1,572.91	.....	897,259.28	.....	897,259.28	
23T Congestion Relief Traffic Safety	120,758.62	2,294.35	.....	123,052.97	.....	123,052.97	
23V Voluntary Cleanup	690,054.58	17,194.32	14,791.50	692,457.40	.....	692,457.40	
23W Paint Product Stewardship	19,761.27	.....	1,792.01	17,969.26	.....	17,969.26	
24B Foundational Public Health Services	25,362,429.78	1,270,510.31	.....	26,632,940.09	.....	26,632,940.09	
24J Workforce Education Investment	186,164,326.84	30,523,012.84	29,431,559.35	187,255,780.33	432,562.18	187,688,342.51	
24K Agency Financial Transaction	2,852,134.28	612,659.96	1,075,595.18	2,389,199.06	327,562.41	2,716,761.47	
24L Ambulance Transport	3,349,418.34	213,570.12	426,641.84	3,136,346.62	.....	3,136,346.62	
24N Fish, Wildlife, and Conservation	23,383,523.95	876,268.53	3,098,886.24	21,160,906.24	83,419.10	21,244,325.34	
24P Insurance Commissioner's Fraud	1,580,691.45	.....	182,178.78	1,398,512.67	31,908.00	1,430,420.67	
24Q Cooper Jones Active Transportation Safety	1,127,597.00	44,788.00	.....	1,172,385.00	.....	1,172,385.00	
24V Telebehavioral Health Access	595,848.82	513,988.63	430,657.50	679,179.95	15,795.21	694,975.16	
25M State Health Care Affordability	30,000,000.00	.....	.....	30,000,000.00	.....	30,000,000.00	
25N Statewide 988 Behavioral Health Crisis Response & Suicide Prevention Line	23,722,051.34	2,352,939.78	142,457.16	25,932,533.96	42.18	25,932,576.14	
25Q Clean Fuels Program	.....	.....	.....	.....	.....	.....	
25T Refrigerant Emission Management	.....	.....	.....	.....	.....	.....	
25U Department of Licensing Wage Lien	317.00	.....	.....	317.00	.....	317.00	
25W Driver Licensing Technology Support	.....	.....	.....	.....	.....	.....	
260 University of Washington Operating Fees	123.54	.....	.....	123.54	.....	123.54	
262 Manufactured Home Installation Training	763,009.01	16,050.71	20,546.53	758,513.19	.....	758,513.19	
263 Community and Economic Development Fee	6,906,984.54	191,935.64	26,027.19	7,072,892.99	157.50	7,073,050.49	
267 Recreation Resources	26,701,530.52	643,129.82	831,744.31	26,512,916.03	12,102.87	26,525,018.90	
268 Nonhighway and Off-Road Vehicle Activities (NOVA) Program	12,942,228.32	427,928.64	465,869.36	12,904,287.60	41.76	12,904,329.36	
269 Parks Renewal and Stewardship	44,526,488.43	5,649,526.03	7,176,163.94	42,999,850.52	314,533.54	43,314,384.06	

# RECEIPTS & DISBURSEMENTS FOR TREASURY FUNDS

	December 1, 2022	December 2022		December 31, 2022		
	Beginning Book Balance	Plus Receipts	Less Disbursements	Ending Book Balance	Outstanding Warrants	Ending Cash Balance
<b>SPECIAL REVENUE FUNDS (Continued)</b>						
26A Carbon Emissions Reduction	\$ 19,912,800.00	\$ 9,956,400.00	\$ .....	\$ 29,869,200.00	\$ .....	\$ 29,869,200.00
26B Climate Investment	.....	.....	.....	.....	.....	.....
26C Climate Commitment	.....	.....	.....	.....	.....	.....
26D Natural Climate Solutions	.....	.....	.....	.....	.....	.....
26E Air Quality and Health Disparities Improvement	.....	.....	.....	.....	.....	.....
26M Climate Active Transportation	6,300,355.32	4,647,462.04	400.80	10,947,416.56	.....	10,947,416.56
26N Climate Transit Programs	21,442,870.10	10,724,855.81	112,691.96	32,055,033.95	.....	32,055,033.95
26P Move Ahead WA	284,437,325.59	10,258,649.90	4,925,726.29	289,770,249.20	196.80	289,770,446.00
26Q Move Ahead WA Flexible	7,976,093.37	4,241,206.85	263,630.50	11,953,669.72	127,963.93	12,081,633.65
26W Renewable Fuels Accelerator	.....	.....	.....	.....	.....	.....
271 Washington State University Operating Fees	.....	.....	.....	.....	.....	.....
275 Central Washington University Operating Fees	.....	.....	.....	.....	.....	.....
277 State Agency Parking	327,739.80	20.00	486.74	327,273.06	140.00	327,413.06
27P Price Ceiling Unit Emission Reduction Investment	.....	.....	.....	.....	.....	.....
285 Growth Management Planning and Environmental Review	6,388,679.80	147,504.50	88,140.45	6,448,043.85	158.46	6,448,202.31
296 Columbia River Basin Water Supply Rev Recovery	6,983,774.47	154,888.52	38,066.13	7,100,596.86	.....	7,100,596.86
315 Dedicated Marijuana	175,575,045.99	38,941,931.28	12,729,020.98	201,787,956.29	24,043.71	201,812,000.00
319 Public Health Supplemental	2,376,298.11	552,811.49	85,844.20	2,843,265.40	57,167.88	2,900,433.28
404 State Treasurer's Service	62,546,604.87	661,932.55	802,577.55	62,405,959.87	1,987.14	62,407,947.01
408 Coastal Protection	1,908,287.46	30,411.96	7,911.82	1,930,787.60	.....	1,930,787.60
441 Local Government Archives	3,626,712.80	211,110.65	490,685.28	3,347,138.17	10,539.68	3,357,677.85
500 Perpetual Surveillance and Maintenance	49,123,843.89	86,266.38	.....	49,210,110.27	.....	49,210,110.27
507 Oyster Reserve Land	527,182.47	939.72	2,516.97	525,605.22	.....	525,605.22
511 Tacoma Narrows Toll Bridge	29,329,757.57	7,968,253.89	(3,225,814.24)	40,523,825.70	1,407.11	40,525,232.81
513 Derelict Vessel Removal	1,722,678.46	28,345.79	659,615.97	1,091,408.28	112.03	1,091,520.31
532 Washington Housing Trust Fund	45,784,692.52	621,443.85	2,876,537.67	43,529,598.70	739.38	43,530,338.08
535 Alaskan Way Viaduct Replacement Project	96,834,279.90	(3,665,488.68)	(1,443,142.05)	94,611,933.27	34,015.36	94,645,948.63
549 Election	5,719,592.52	10,043.19	68,602.94	5,661,032.77	.....	5,661,032.77
550 Transportation 2003	43,837,155.88	(1,685,435.00)	52,621.52	42,099,099.36	391.50	42,099,490.86
562 Skilled Nursing Facility Safety Net Trust	4,661,218.11	4,208.97	10,799.17	4,654,627.91	1,355.00	4,655,982.91
564 Water Pollution Control Revolving Administration	7,535,888.23	735,375.85	176,324.04	8,094,940.04	.....	8,094,940.04
565 Yakima Integrated Plan Implementation Revenue Recovery	.....	.....	.....	.....	.....	.....
566 Community Forest Trust	248,312.62	436.06	.....	248,748.68	.....	248,748.68
571 Multiuse Roadway Safety	1,131,819.37	14,948.04	.....	1,146,767.41	.....	1,146,767.41
595 I-405 and SR-167 Express Toll Lanes	354,722,866.65	507,068.27	(123,325.01)	355,353,259.93	449,757.18	355,803,017.11

# RECEIPTS & DISBURSEMENTS FOR TREASURY FUNDS

	December 1, 2022	December 2022		December 31, 2022		
	Beginning Book Balance	Plus Receipts	Less Disbursements	Ending Book Balance	Outstanding Warrants	Ending Cash Balance
<b>SPECIAL REVENUE FUNDS (Continued)</b>						
600 Department of Retirement Systems Expense	\$ 25,471,726.35	\$ 4,757,389.81	\$ 4,036,228.77	\$ 26,192,887.39	\$ 30,463.73	\$ 26,223,351.12
689 Rural Washington Loan	1,220,449.81	2,157.55	5,665.72	1,216,941.64	.....	1,216,941.64
727 Water Pollution Control Revolving	393,331,758.49	20,607,755.23	16,991,152.01	396,948,361.71	2,734,658.97	399,683,020.68
733 Capitol Campus Reserve	.....	.....	.....	.....	.....	.....
777 Prostitution Prevention and Intervention	188,005.93	590.49	.....	188,596.42	.....	188,596.42
785 State Educational Trust Fund	3,675,074.02	13,958.15	90.40	3,688,941.77	.....	3,688,941.77
818 Youth Athletic Facility	42,965,572.96	75,489.43	.....	43,041,062.39	.....	43,041,062.39
825 Tobacco Settlement	.....	.....	.....	.....	.....	.....
844 Money-Purchase Retirement Savings Administrative	.....	.....	.....	.....	.....	.....
851 Developmental Disabilities Community Services	58,265,926.19	102,356.34	289,500.45	58,078,782.08	51,500.00	58,130,282.08
874 OASI Revolving	196,253.58	(25.00)	13,649.56	182,579.02	3.02	182,582.04
887 Public Facilities Construction Loan Revolving	31,096,213.98	235,039.61	45,123.68	31,286,129.91	278.05	31,286,407.96
888 Deferred Compensation Administrative	2,578,096.04	(69,674.05)	169,352.36	2,339,069.63	606.82	2,339,676.45
893 Radiation Perpetual Maintenance	362,801.75	637.12	.....	363,438.87	.....	363,438.87
<b>TOTAL SPECIAL REVENUE FUNDS</b>	<b>\$ 7,835,162,392.11</b>	<b>\$ 602,470,312.30</b>	<b>\$ 614,183,551.19</b>	<b>\$ 7,823,449,153.22</b>	<b>\$ 27,705,700.09</b>	<b>\$ 7,851,154,853.31</b>
<b>DEBT SERVICE FUNDS</b>						
303 Highway Bond Retirement	\$ 210,145,452.65	\$ 61,270,311.02	\$ 63,954,025.00	\$ 207,461,738.67	\$ .....	\$ 207,461,738.67
304 Ferry Bond Retirement	10,783,717.71	272,360.68	.....	11,056,078.39	.....	11,056,078.39
305 Transportation Improvement Board Bond Retirement	5,511,430.26	469,967.53	.....	5,981,397.79	.....	5,981,397.79
347 Washington State University Bond Retirement	49,477,759.79	2,289,038.39	(70,217.85)	51,837,016.03	.....	51,837,016.03
348 University of Washington Bond Retirement	7,749,460.77	378,859.63	789,747.52	7,338,572.88	.....	7,338,572.88
380 Debt-Limit General Fund Bond Retirement	.....	.....	.....	.....	.....	.....
381 Debt-Limit Reimbursable Bond Retirement	.....	.....	.....	.....	.....	.....
382 Nondebt-Limit General Fund Bond Retirement	.....	.....	.....	.....	.....	.....
383 Nondebt-Limit Reimbursable Bond Retirement	.....	.....	.....	.....	.....	.....
384 Nondebt-Limit Proprietary Appropriated Bond Retirement	.....	.....	.....	.....	.....	.....
385 Nondebt-Limit Proprietary Nonappropriated Bond Retirement	.....	.....	.....	.....	.....	.....
386 Nondebt-Limit Revenue Bond Retirement	.....	.....	.....	.....	.....	.....
389 Toll Facility Bond Retirement	26,432,786.89	4,278,934.51	17,856,231.01	12,855,490.39	.....	12,855,490.39
<b>TOTAL DEBT SERVICE FUNDS</b>	<b>\$ 310,100,608.07</b>	<b>\$ 68,959,471.76</b>	<b>\$ 82,529,785.68</b>	<b>\$ 296,530,294.15</b>	<b>\$ .....</b>	<b>\$ 296,530,294.15</b>
<b>CAPITAL PROJECTS FUNDS</b>						
01L Higher Education Construction	\$ 0.08	\$ .....	\$ .....	\$ 0.08	\$ .....	\$ 0.08
036 Capitol Building Construction	4,040,734.51	9,914.21	(1,187,111.24)	5,237,759.96	.....	5,237,759.96
056 State Higher Education Construction	2,498.67	4.39	.....	2,503.06	.....	2,503.06

# RECEIPTS & DISBURSEMENTS FOR TREASURY FUNDS

	December 1, 2022		December 2022		December 31, 2022		
	Beginning Book Balance		Plus Receipts	Less Disbursements	Ending Book Balance	Outstanding Warrants	Ending Cash Balance
<b>CAPITAL PROJECTS FUNDS (Continued)</b>							
057 State Building Construction	\$ 381,643,351.38	\$	6,728,325.95	\$ 188,880,225.73	\$ 199,491,451.60	\$ 3,085,153.93	\$ 202,576,605.53
060 Community and Technical College Capital Projects	15,981,147.87		1,311,362.77	994,419.36	16,298,091.28	.....	16,298,091.28
061 Eastern Washington University Capital Projects	5,482,592.45		302,248.92	398,868.12	5,385,973.25	.....	5,385,973.25
062 Washington State University Building	15,333,089.38		30,380.56	.....	15,363,469.94	.....	15,363,469.94
063 Central Washington University Capital Projects	4,942,349.24		1,103,388.99	441,524.02	5,604,214.21	.....	5,604,214.21
064 University of Washington Building	14,373,140.87		234,480.09	3,744,712.84	10,862,908.12	.....	10,862,908.12
065 Western Washington University Capital Projects	8,011,403.89		306,407.59	920,498.36	7,397,313.12	.....	7,397,313.12
066 The Evergreen State College Capital Projects	3,834,386.36		298,960.51	(3,267.91)	4,136,614.78	.....	4,136,614.78
075 State Social and Health Services Construction	9,396.39		.....	.....	9,396.39	.....	9,396.39
18B Columbia River Basin Tax Bond Water Supply Development	1,265,835.05		2,222.93	.....	1,268,057.98	.....	1,268,057.98
245 Public Safety Reimbursable Bond	4.12		.....	.....	4.12	.....	4.12
246 Community and Technical College Forest Reserve	5,157,986.07		.....	.....	5,157,986.07	.....	5,157,986.07
289 Thurston County Capital Facilities	11,530,376.03		426,419.42	4,854,873.70	7,101,921.75	421.80	7,102,343.55
357 Gardner-Evans Higher Education Construction	45,698.05		.....	.....	45,698.05	.....	45,698.05
364 Military Department Capital	4,054,891.82		.....	27,989.08	4,026,902.74	.....	4,026,902.74
367 Chehalis Basin Taxable	.....		.....	.....	.....	.....	.....
373 Coronavirus Capital Projects	(1,282,740.74)		.....	1,180,859.89	(2,463,600.63)	52.97	(2,463,547.66)
<b>TOTAL CAPITAL PROJECTS FUNDS</b>	<b>\$ 474,426,141.49</b>	<b>\$</b>	<b>10,754,116.33</b>	<b>\$ 200,253,591.95</b>	<b>\$ 284,926,665.87</b>	<b>\$ 3,085,628.70</b>	<b>\$ 288,012,294.57</b>
<b>PERMANENT FUNDS</b>							
04B Natural Resources Real Property Replacement	\$ 17,649,671.18	\$	42,270.84	\$ .....	\$ 17,691,942.02	\$ .....	\$ 17,691,942.02
601 Agricultural Permanent	54,825.74		.....	0.01	54,825.73	.....	54,825.73
603 Millersylvania Park Trust	5,820.22		10.22	.....	5,830.44	.....	5,830.44
604 Normal School Permanent	285,553.17		.....	162,161.10	123,392.07	.....	123,392.07
605 Permanent Common School	56,542.28		.....	608.88	55,933.40	.....	55,933.40
606 Scientific Permanent	228,467.40		.....	172,842.10	55,625.30	.....	55,625.30
607 State University Permanent	150,756.58		.....	(13,519.11)	164,275.69	.....	164,275.69
<b>TOTAL PERMANENT FUNDS</b>	<b>\$ 18,431,636.57</b>	<b>\$</b>	<b>42,281.06</b>	<b>\$ 322,092.98</b>	<b>\$ 18,151,824.65</b>	<b>\$ .....</b>	<b>\$ 18,151,824.65</b>
<b>ENTERPRISE FUNDS</b>							
401 Correctional Industries	\$ 2,308,665.06	\$	10,457,898.86	\$ 10,068,678.97	\$ 2,697,884.95	\$ 785,511.83	\$ 3,483,396.78
407 Secretary of State's Revolving	10,488,818.17		878,483.94	877,259.77	10,490,042.34	602.00	10,490,644.34
418 State Health Care Authority Administrative	1,574,694.82		1,665,792.57	1,714,786.50	1,525,700.89	303.54	1,526,004.43
492 School Employees' Insurance Administrative	15,383.81		1,146,491.00	1,404,372.79	(242,497.98)	296.52	(242,201.46)
578 Lottery Administrative	1,560,717.53		1,291,754.26	1,751,593.85	1,100,877.94	8,180.39	1,109,058.33
608 Accident	144,039.93		72,524,550.04	73,666,418.09	(997,828.12)	12,624,112.37	11,626,284.25

# RECEIPTS & DISBURSEMENTS FOR TREASURY FUNDS

	December 1, 2022		December 2022		December 31, 2022		
	Beginning Book Balance		Plus Receipts	Less Disbursements	Ending Book Balance	Outstanding Warrants	Ending Cash Balance
<b>ENTERPRISE FUNDS (Continued)</b>							
609 Medical Aid	\$ 9,812,127.59	\$	95,439,367.80	\$ 98,824,905.19	\$ 6,426,590.20	\$ 8,347,259.84	\$ 14,773,850.04
610 Accident Reserve	182,022.22		72,559,709.24	72,816,425.41	(74,693.95)	1,719,763.40	1,645,069.45
881 Supplemental Pension	80,971.17		83,498,550.68	79,783,492.99	3,796,028.86	2,627,987.51	6,424,016.37
883 Second Injury	74,181,908.73		(3,790,712.80)	131,414.62	70,259,781.31	49,398.53	70,309,179.84
<b>TOTAL ENTERPRISE FUNDS</b>	<b>\$ 100,349,349.03</b>	<b>\$</b>	<b>335,671,885.59</b>	<b>\$ 341,039,348.18</b>	<b>\$ 94,981,886.44</b>	<b>\$ 26,163,415.93</b>	<b>\$ 121,145,302.37</b>
<b>INTERNAL SERVICE FUNDS</b>							
006 Public Records Efficiency, Preservation & Access	\$ 2,156,206.12	\$	23,059.42	\$ 580,158.68	\$ 1,599,106.86	\$ 412.25	\$ 1,599,519.11
405 Legal Services Revolving	21,779,587.22		15,042,380.56	15,385,641.51	21,436,326.27	223,222.62	21,659,548.89
410 Transportation Equipment	36,712,516.88		1,133,621.03	982,079.53	36,864,058.38	1,316.94	36,865,375.32
415 Personnel Service	14,958,622.81		2,273,860.85	1,105,161.30	16,127,322.36	2,527.56	16,129,849.92
455 Higher Education Personnel Service	229,961.71		85,307.40	115,078.94	200,190.17	3.35	200,193.52
468 OFM Central Service	4,781,926.46		554,708.13	1,095,330.07	4,241,304.52	2,042.55	4,243,347.07
483 Auditing Services Revolving	(330,399.78)		197,795.01	1,204,696.42	(1,337,301.19)	238.02	(1,337,063.17)
484 Administrative Hearings Revolving	14,923,583.82		2,135,995.27	2,726,578.30	14,333,000.79	106,034.62	14,439,035.41
<b>TOTAL INTERNAL SERVICE FUNDS</b>	<b>\$ 95,212,005.24</b>	<b>\$</b>	<b>21,446,727.67</b>	<b>\$ 23,194,724.75</b>	<b>\$ 93,464,008.16</b>	<b>\$ 335,797.91</b>	<b>\$ 93,799,806.07</b>
<b>PENSION TRUST FUNDS</b>							
614 Volunteer Firefighters' Relief and Pension Principal	\$ 4,748,412.65	\$	131,413.77	\$ 1,133,809.00	\$ 3,746,017.42	\$ 63,354.85	\$ 3,809,372.27
615 State Patrol - Plan1	1,093,828.99		7,815,274.50	7,767,622.85	1,141,480.64	27,994.30	1,169,474.94
616 Judges' Retirement	1,400,557.19		2,489.31	19,017.41	1,384,029.09	.....	1,384,029.09
630 State Patrol - Plan 2	519,681.52		1,846,036.08	1,831,266.48	534,451.12	.....	534,451.12
631 Public Employees' Retirement System Plan 1	8,886,441.04		155,710,307.60	154,992,103.30	9,604,645.34	186,302.51	9,790,947.85
632 Teachers' Retirement System Plan 1	6,730,749.13		120,614,511.54	120,228,898.46	7,116,362.21	124,195.76	7,240,557.97
633 School Employees' Retirement System Combined Plan 2 & 3	6,646,963.33		81,666,035.48	80,619,461.80	7,693,537.01	118,448.12	7,811,985.13
635 Public Safety Employees Retirement System Plan 2	307,477.41		11,623,961.15	11,069,348.10	862,090.46	40,167.81	902,258.27
641 Public Employees' Retirement System Combined Plan 2 & 3	17,529,122.75		376,659,240.81	363,762,950.48	30,425,413.08	772,261.82	31,197,674.90
642 Teachers' Retirement System Combined Plan 2 and 3	20,709,468.18		259,923,560.54	257,419,306.38	23,213,722.34	124,640.51	23,338,362.85
661 Higher Ed Retirement Plan Supplemental Benefit-UW	82.31		657,487.44	657,531.50	38.25	.....	38.25
662 Higher Ed Retirement Plan Supplemental Benefit -WSU	.....		91,821.65	91,821.65	.....	.....	.....
663 Higher Ed Retirement Plan Supplemental Benefit-EWU	7,419.26		14,829.85	14,771.67	7,477.44	.....	7,477.44
664 Higher Ed Retirement Plan Supplemental Benefit-CWU	.....		16,630.77	16,630.77	.....	.....	.....
665 Higher Ed Retirement Plan Supplemental Benefit-TESC	.....		4,147.93	4,147.93	.....	.....	.....
667 Higher Ed Retirement Plan Supplemental Benefit-WWU	.....		11,329.80	11,329.80	.....	.....	.....
668 Higher Ed Retirement Plan Supplemental Benefit -SBCTC	1,532.10		67,250.29	68,782.39	.....	.....	.....
722 Deferred Compensation Principal	4,457,198.90		74,289,373.87	74,502,943.09	4,243,629.68	460.90	4,244,090.58

# RECEIPTS & DISBURSEMENTS FOR TREASURY FUNDS

	December 1, 2022	December 2022		December 31, 2022		
	Beginning Book Balance	Plus Receipts	Less Disbursements	Ending Book Balance	Outstanding Warrants	Ending Cash Balance
<b>PENSION TRUST FUNDS (Continued)</b>						
729 Judicial Retirement Principal	\$ 16,963.94	\$ 51,464.04	\$ 57,270.28	\$ 11,157.70	\$ .....	\$ 11,157.70
819 LEOFF Plan 1 Retirement	2,886,604.34	32,532,475.46	32,200,695.03	3,218,384.77	97,678.12	3,316,062.89
829 LEOFF Plan 2 Retirement	6,076,284.47	83,560,311.42	82,718,132.57	6,918,463.32	37,476.24	6,955,939.56
882 Washington Judicial Retirement System	9,400,005.38	21,439.32	558,874.99	8,862,569.71	.....	8,862,569.71
<b>TOTAL PENSION TRUST FUNDS</b>	<b>\$ 91,418,792.89</b>	<b>\$ 1,207,311,392.62</b>	<b>\$ 1,189,746,715.93</b>	<b>\$ 108,983,469.58</b>	<b>\$ 1,592,980.94</b>	<b>\$ 110,576,450.52</b>
<b>CUSTODIAL FUNDS</b>						
01P Suspense	\$ 299,719,762.64	\$ 2,703,420,967.74	\$ 2,891,793,108.11	\$ 111,347,622.27	\$ 152,930.10	\$ 111,500,552.37
01R Undistributed Receipts	32,548.80	.....	.....	32,548.80	.....	32,548.80
01T Local Leasehold Excise Tax	296,375.66	.....	237,995.31	58,380.35	.....	58,380.35
034 Local Sales and Use Tax	.....	.....	.....	.....	.....	.....
035 State Payroll Revolving	20,362,733.63	625,251,269.75	606,336,578.62	39,277,424.76	2,051,975.58	41,329,400.34
768 Local Real Estate Excise Tax	.....	.....	.....	.....	.....	.....
795 State Investment Board Commingled Monthly Bond	.....	.....	.....	.....	.....	.....
865 State Investment Board Commingled Trust	.....	11,425.51	11,425.51	.....	.....	.....
877 OASI Contribution	.....	.....	.....	.....	.....	.....
<b>TOTAL CUSTODIAL FUNDS</b>	<b>\$ 320,411,420.73</b>	<b>\$ 3,328,683,663.00</b>	<b>\$ 3,498,379,107.55</b>	<b>\$ 150,715,976.18</b>	<b>\$ 2,204,905.68</b>	<b>\$ 152,920,881.86</b>
<b>TOTAL TREASURY FUNDS</b>	<b>\$ 17,127,414,433.99</b>	<b>\$ 10,718,609,357.70</b>	<b>\$ 11,341,252,812.35</b>	<b>\$ 16,504,770,979.34</b>	<b>\$ 140,226,908.64</b>	<b>\$ 16,644,997,887.98</b>

# RECEIPTS & DISBURSEMENTS FOR TREASURER'S TRUST FUNDS

	December 1, 2022		December 2022		December 31, 2022	
	Beginning Book Balance	Plus Receipts	Less Disbursements	Ending Book Balance	Outstanding Warrants	Ending Cash Balance
<b>GENERAL FUND</b>						
06N Local Tax Administration	\$ .....	\$ .....	\$ .....	\$ .....	\$ .....	\$ .....
07F Commercial Fisheries Buyback	.....	.....	.....	.....	.....	.....
08B Foster Care Endowed Scholarship Trust	16,576.95	29.11	.....	16,606.06	.....	16,606.06
08E Individual Development Account Program	2,074.15	3.64	.....	2,077.79	.....	2,077.79
08N State Financial Aid	105,643,898.67	67,923,330.01	13,510,491.44	160,056,737.24	17,380.36	160,074,117.60
08T Transportation Innovative Partnership	.....	.....	.....	.....	.....	.....
11M Poet Laureate	115.55	.....	.....	115.55	.....	115.55
11R Hospital Infection Control Grant	.....	.....	.....	.....	.....	.....
12L Outdoor Education and Recreation Prog	3,194,152.71	.....	.....	3,194,152.71	.....	3,194,152.71
12P Geoduck Aquaculture Research	(0.01)	.....	.....	(0.01)	.....	(0.01)
131 Fair	3,271,839.58	5,752.24	18,917.27	3,258,674.55	.....	3,258,674.55
14N Legislative Oral History	26,900.20	.....	.....	26,900.20	.....	26,900.20
14P Skeletal Human Remains Assistance	252,231.79	.....	27,916.80	224,314.99	27,916.80	252,231.79
15B Food Animal Vet Scholarship	.....	.....	.....	.....	.....	.....
15N Business Assistance	.....	.....	.....	.....	.....	.....
16F Washington State Flag	.....	.....	.....	.....	.....	.....
16K Mortgage Recovery	.....	.....	.....	.....	.....	.....
16R Multiagency Permitting Team	98,968.81	173.80	.....	99,142.61	.....	99,142.61
17R Aerospace Training Student Loan	242,126.96	4,262.11	5,939.97	240,449.10	76.58	240,525.68
18C Native Education Public-Private Partnership	.....	.....	.....	.....	.....	.....
18F High School Completion	.....	.....	.....	.....	.....	.....
18G Opportunity Scholarship Match Transfer	385,000.00	.....	.....	385,000.00	.....	385,000.00
18K 24/7 Sobriety	32,261.17	274.50	.....	32,535.67	.....	32,535.67
18V Science, Technology, Engineering and Math Education Lighthouse	.....	.....	.....	.....	.....	.....
19J Universal Communications Services	5,098,475.94	.....	4,862,150.19	236,325.75	1,077,515.00	1,313,840.75
20L Early Start	494,262.23	.....	.....	494,262.23	.....	494,262.23
21J Gina Grant Bull Memorial Legislative Page Scholarship	54,081.04	94.98	.....	54,176.02	.....	54,176.02
21L Low-Income Home Rehab Revolving Loan Program	203,713.29	857.70	.....	204,570.99	.....	204,570.99
21T Suicide-Safer Homes Project	25,000.01	.....	.....	25,000.01	.....	25,000.01
22A State Agency Office Relocation Pool	4,294,186.20	.....	.....	4,294,186.20	.....	4,294,186.20
22B Highway Worker Memorial Scholarship	.....	.....	.....	.....	.....	.....
22S Landlord Mitigation Program	2,424,923.55	285,219.83	401,666.18	2,308,477.20	349,944.66	2,658,421.86
22V Medical Student Loan	1,247,479.24	.....	.....	1,247,479.24	.....	1,247,479.24
23B Rural Jobs Program Match Transfer	895.86	.....	.....	895.86	.....	895.86

# RECEIPTS & DISBURSEMENTS FOR TREASURER'S TRUST FUNDS

	December 1, 2022		December 2022		December 31, 2022						
	Beginning Book Balance		Plus Receipts	Less Disbursements	Ending Book Balance	Outstanding Warrants	Ending Cash Balance				
<b>GENERAL FUND (Continued)</b>											
23E Washington History Day	\$ 99,342.36	\$	674.45	\$	100,016.81	\$	100,016.81				
23F Open Educational Resources	.....		.....		.....		.....				
23L Indian Health Improvement Reinvestment	456,287.22		12,900.66	41,078.49	428,109.39		428,109.39				
24A Behavioral Health Loan Repayment Program	2,887,975.54		67,403.90	43,695.08	2,911,684.36	7,583.04	2,919,267.40				
24F Veterans Service Officer	.....		.....		.....		.....				
24W Undocumented Student Support Loan Match	.....		.....		.....		.....				
25B Unemployment Insurance Relief	30,284.75		.....		30,284.75		30,284.75				
25E Rosa Franklin Legislative Internship Program Scholarship	1,253.87		2.22	750.00	506.09	750.00	1,256.09				
25J Department of Transportation Purple Heart State	.....		.....		.....		.....				
25K Department of Veterans' Affairs Purple Heart State	50.00		.....		50.00		50.00				
25L Military Department Purple Heart State	.....		.....		.....		.....				
26F Billy Frank Jr. National Statuary Hall Collection	71,052.08		.....	1,920.00	69,132.08		69,132.08				
26T Washington Student Loan	170,241,551.26		298,961.11		170,540,512.37		170,540,512.37				
27E Equitable Access to Credit Program	.....		.....		.....		.....				
27H Veterans & Military Members Suicide Prevention	890.00		.....		890.00		890.00				
27M WA State Global War on Terror Memorial	830.00		50.00		880.00		880.00				
290 Savings Incentive	2,802,890.54		.....		2,802,890.54		2,802,890.54				
447 Information Technology Investment Revolving	41,144,332.52		42.06	1,765,986.27	39,378,388.31		39,378,388.31				
490 Regional Transportation Investment District	.....		.....		.....		.....				
514 Agricultural Conservation Easements	.....		.....		.....		.....				
534 Washington Graduate Fellowship Trust	489.80		.....		489.80		489.80				
551 Washington Youth and Families	124,634.31		.....		124,634.31		124,634.31				
552 Conservation Assistance Revolving	463,714.45		.....		463,714.45		463,714.45				
653 Washington Distinguished Professorship Trust	.....		.....		.....		.....				
703 COVID-19 Unemployment	.....		.....		.....		.....				
704 COVID-19 Public Health Response	464,897,892.32		15,275,266.82	17,291,526.52	462,881,632.62	1,369,643.92	464,251,276.54				
708 Salary/Insurance Contribution Increase Revolving	2,999,153.67		.....	1,991.82	2,997,161.85		2,997,161.85				
743 College Faculty Awards Trust	186.14		.....		186.14		186.14				
747 Health Professional Loan Repayment & Scholarship Program	18,720,666.74		2,964.10	325,151.56	18,398,479.28	74,557.80	18,473,037.08				
748 WA Career and College Pathways Innov Challenge	5,994,415.87		10,544.17	19,478.82	5,985,481.22	291.17	5,985,772.39				
781 Cross-State Trail	473.10		.....		473.10		473.10				
793 Health Insurance Pool	.....		.....		.....		.....				
817 Stadium and Exhibition Center Construction	.....		.....		.....		.....				
835 Four Year Student Child Care in Higher Education	69,884.36		.....	4,340.00	65,544.36		65,544.36				
<b>TOTAL GENERAL FUND</b>	<b>\$ 838,017,414.79</b>	<b>\$</b>	<b>83,888,807.41</b>	<b>\$</b>	<b>38,323,000.41</b>	<b>\$</b>	<b>883,583,221.79</b>	<b>\$</b>	<b>2,925,659.33</b>	<b>\$</b>	<b>886,508,881.12</b>



# RECEIPTS & DISBURSEMENTS FOR TREASURER'S TRUST FUNDS

	December 1, 2022		December 2022		December 31, 2022		
	Beginning Book Balance		Plus Receipts	Less Disbursements	Ending Book Balance	Outstanding Warrants	Ending Cash Balance
<b>SPECIAL REVENUE FUNDS</b>							
01F Crime Victims' Compensation	\$ 2,871,856.57	\$	75,782.81	\$ .....	\$ 2,947,639.38	\$ .....	\$ 2,947,639.38
03K Industrial Insurance Premium Refund	7,669,978.66		30,882.65	136,010.25	7,564,851.06	187.06	7,565,038.12
04F Real Estate Education Program	659,515.10		322.45	16,969.76	642,867.79	.....	642,867.79
06H Oral History, State Library, and Archives	(5,374.79)		3,336.52	17,686.66	(19,724.93)	.....	(19,724.93)
06J Securities Prosecution	742,129.43		80,000.00	3,920.33	818,209.10	3,920.33	822,129.43
07A Mortgage Lending Fraud Prosecution	380,561.98		14,497.35	.....	395,059.33	.....	395,059.33
07B Organ and Tissue Donation Awareness	93,194.28		42,849.25	95,010.53	41,033.00	.....	41,033.00
07E Contract Harvesting Revolving	4,727,582.45		11,561.61	2,059,595.21	2,679,548.85	.....	2,679,548.85
07J "Helping Kids Speak"	2,704.35		1,960.00	1,607.68	3,056.67	.....	3,056.67
07K Special License Plate Applicant Trust	12,206.00	.....	.....	.....	12,206.00	.....	12,206.00
07L Legislative International Trade	77.33		3,568.00	2,345.08	1,300.25	.....	1,300.25
07N Produce Railcar Pool	51.23		0.09	.....	51.32	.....	51.32
07T Commemorative Works	3,506.40		6.15	.....	3,512.55	.....	3,512.55
07V Fish and Wildlife Enforcement Reward	187,630.56		6,963.99	3,887.96	190,706.59	.....	190,706.59
08C Gonzaga University Alumni Association	6,289.37		3,469.69	4,148.67	5,610.39	.....	5,610.39
08F Lighthouse Environmental Programs	10,693.65		6,001.33	5,534.68	11,160.30	.....	11,160.30
08G Flexible Spending Administrative	2,509,961.58		73,399.00	73,261.53	2,510,099.05	.....	2,510,099.05
08J Prescription Drug Consortium	32,651.08		3,649.49	.....	36,300.57	.....	36,300.57
08L "Ski & Ride Washington"	6,307.23		2,604.00	2,620.34	6,290.89	.....	6,290.89
08P State Parks Education and Enhancement	305,148.12		11,144.02	24,698.35	291,593.79	28.00	291,621.79
08V Veterans Stewardship	1,022,201.33		44,795.12	39,958.91	1,027,037.54	187.03	1,027,224.57
08W "Washington's National Park Fund"	28,123.59		21,522.70	23,247.02	26,399.27	.....	26,399.27
098 Eastern Washington Pheasant Enhancement	341,727.27		9,810.33	21,788.11	329,749.49	517.34	330,266.83
09A We Love Our Pets	11,668.92		4,398.33	4,048.35	12,018.90	.....	12,018.90
09B Boating Safety Education Certification	814,596.51		3,880.00	7,734.46	810,742.05	1,090.00	811,832.05
09J Washington Coastal Crab Pot Buoy Tag	187,255.12		9,651.08	4,087.17	192,819.03	375.00	193,194.03
09K Life Sciences Discovery	1,624,894.60		2,850.18	.....	1,627,744.78	.....	1,627,744.78
09L Nursing Resource Center	501,888.52		60,428.00	3,040.80	559,275.72	10.00	559,285.72
10F "Share the Road"	16,997.37		5,709.67	6,178.66	16,528.38	.....	16,528.38
11A Employment Training Finance	410,685.95		5,292.72	.....	415,978.67	.....	415,978.67
11J Electronic Products Recycling	904,604.54		221,550.00	18,505.43	1,107,649.11	.....	1,107,649.11
11P Large On-Site Sewage Systems	.....	.....	.....	.....	.....	.....	.....
11V Veteran Estate Management	12,605.24		28,497.68	32,627.09	8,475.83	502.60	8,978.43
126 Agricultural Local	28,461,402.96		5,615,109.98	3,017,488.23	31,059,024.71	31,223.61	31,090,248.32
128 Grain Inspection Revolving	(1,647,570.91)		1,684,356.04	1,357,232.47	(1,320,447.34)	2,054.34	(1,318,393.00)

# RECEIPTS & DISBURSEMENTS FOR TREASURER'S TRUST FUNDS

	December 1, 2022		December 2022		December 31, 2022		
	Beginning Book Balance		Plus Receipts	Less Disbursements	Ending Book Balance	Outstanding Warrants	Ending Cash Balance
<b>SPECIAL REVENUE FUNDS (Continued)</b>							
12E Assisted Living Facility Management	\$ 577,720.77	\$ .....	\$ (2,110.93)	\$ 579,831.70	\$ .....	\$ 579,831.70	
12F Manufactured/Mobile Home Dispute Resol	2,457,669.08	44,404.50	42,147.97	2,459,925.61	.....	2,459,925.61	
12G Rockfish Research	522,848.02	3,590.30	10,233.23	516,205.09	.....	516,205.09	
12H Uniformed Service Shared Leave Pool	887,346.85	.....	(19,155.49)	906,502.34	.....	906,502.34	
12N Get Ready For Math & Science Schlarshp	263,657.91	1,446.64	.....	265,104.55	.....	265,104.55	
133 Children's Trust	540,970.10	2,994.70	(42.00)	544,006.80	.....	544,006.80	
14E Washington State Library Operations	7,678,189.72	330,722.04	790,618.07	7,218,293.69	31,267.16	7,249,560.85	
14W Reduced Cigarette Ignition Propensity	803,684.68	1,663.28	7,534.16	797,813.80	641.28	798,455.08	
15A Transitional Housing Oper & Rent	0.41	.....	.....	0.41	.....	0.41	
15T Broadband Mapping	.....	.....	.....	.....	.....	.....	
15V Funeral and Cemetery	274,192.13	42,877.31	90,925.23	226,144.21	.....	226,144.21	
15W Guaranteed Asset Protection Waiver	19,750.00	.....	.....	19,750.00	.....	19,750.00	
163 Worker and Community Right to Know	4,229,138.89	267,248.30	186,127.73	4,310,259.46	42.83	4,310,302.29	
169 Horse Racing Commission Operating	909,212.85	63,088.50	78,499.71	893,801.64	435.19	894,236.83	
16B Landscape Architects' License	283,133.60	24,146.23	42,618.85	264,660.98	.....	264,660.98	
16E Spec Forest Products Outreach/Education	75,122.85	5.56	.....	75,128.41	.....	75,128.41	
16G Universal Vaccine Purchase	5,263,170.67	5,116,477.62	4,792,201.82	5,587,446.47	26,411.70	5,613,858.17	
16L Accessible Communities	839,836.74	11,829.33	1,214.12	850,451.95	411.88	850,863.83	
16N Disabled Veterans Assistance	.....	.....	.....	.....	.....	.....	
16T Product Stewardship Programs	272,625.52	.....	1,796.74	270,828.78	38,098.30	308,927.08	
17L Foreclosure Fairness	1,150,370.67	60,625.00	19,167.13	1,191,828.54	702.97	1,192,531.51	
17M Individual-Based/Portable Background Check Clearance	1,152,678.05	.....	1,773.12	1,150,904.93	60.00	1,150,964.93	
17V Volunteer Firefighters	6,477.33	2,573.67	3,458.00	5,593.00	.....	5,593.00	
180 Local Government Administrative Hearings	209,659.08	.....	4,444.00	205,215.08	.....	205,215.08	
189 Clarke-McNary	.....	.....	.....	.....	.....	.....	
18A Investing In Innovation	.....	.....	.....	.....	.....	.....	
18E Educator Certification Processing	4,722,046.11	166,280.69	243,376.42	4,644,950.38	5,289.27	4,650,239.65	
18M Music Matters Awareness	6,134.33	4,631.68	4,342.34	6,423.67	.....	6,423.67	
18N Damage Prevention	223,658.86	2,500.00	19,750.00	206,408.86	7,750.00	214,158.86	
18R Seattle Sounders FC	5,497.81	2,892.65	3,126.20	5,264.26	.....	5,264.26	
190 Forest Fire Protection Assessment	12,042,900.91	4,798.19	(48,180.77)	12,095,879.87	6,616.07	12,102,495.94	
193 State Forest Nursery Revolving	578,688.58	260.35	228,055.01	350,893.92	1,697.99	352,591.91	
195 Energy	0.21	.....	.....	0.21	.....	0.21	
197 Statute Law Committee Publications	903,710.21	9,158.83	2,428.67	910,440.37	.....	910,440.37	
198 Access Road Revolving	7,960,373.73	3,074.07	41,668.44	7,921,779.36	31,713.01	7,953,492.37	

# RECEIPTS & DISBURSEMENTS FOR TREASURER'S TRUST FUNDS

	December 1, 2022	December 2022			December 31, 2022		
	Beginning Book Balance	Plus Receipts	Less Disbursements	Ending Book Balance	Outstanding Warrants	Ending Cash Balance	
<b>SPECIAL REVENUE FUNDS (Continued)</b>							
19B School for the Blind	\$ 4,857,126.01	\$ 268,861.11	\$ 293,555.81	\$ 4,832,431.31	\$ .....	\$ 4,832,431.31	
19E 4-H Program	459.67	336.00	487.67	308.00	.....	308.00	
19F Seattle Seahawks	45,510.14	19,689.25	19,834.50	45,364.89	.....	45,364.89	
19H Center for Deaf/Hard of Hearing Youth	1,927,072.44	18,275.38	.....	1,945,347.82	.....	1,945,347.82	
19M Seattle University	15,136.19	546.00	557.67	15,124.52	.....	15,124.52	
19P Child Rescue	79,316.53	2,197.93	.....	81,514.46	.....	81,514.46	
19R Residential Services and Support	87,959.36	.....	(35.03)	87,994.39	.....	87,994.39	
19W Wolf-Livestock Conflict	262,619.55	.....	700.00	261,919.55	.....	261,919.55	
205 Mobile Home Park Relocation	3,452,629.72	123,858.51	149,940.90	3,426,547.33	129,105.94	3,555,653.27	
206 Cost of Supervision	1,083,036.88	.....	365.00	1,082,671.88	.....	1,082,671.88	
209 Regional Fisheries Enhancement Group	1,519,080.94	81,548.26	16,588.02	1,584,041.18	.....	1,584,041.18	
20A State Flower	2,648.33	1,507.33	2,081.33	2,074.33	.....	2,074.33	
20D CPA Scholarship Transfer	125,000.00	.....	.....	125,000.00	.....	125,000.00	
20E WA Internet Crimes Against Children	1,214,812.88	.....	21,762.90	1,193,049.98	.....	1,193,049.98	
20G Washington Farmers and Ranchers	452.67	364.00	336.00	480.67	.....	480.67	
20K Licensing & Enforcement System Modernization	.....	.....	.....	.....	.....	.....	
20P Nursing Facility Quality Enhancement	4,981,219.73	.....	(36,313.52)	5,017,533.25	.....	5,017,533.25	
20W Washington Tennis	12,202.11	84.00	.....	12,286.11	.....	12,286.11	
210 Fire Protection Contractor License	781,352.03	468,861.82	78,317.82	1,171,896.03	.....	1,171,896.03	
213 Veterans' Emblem	24,404.44	189.00	.....	24,593.44	.....	24,593.44	
214 Temporary Worker Housing	315,091.56	56,424.00	9,537.28	361,978.28	.....	361,978.28	
219 Air Operating Permit	2,785,655.38	.....	94,584.35	2,691,071.03	11.62	2,691,082.65	
21A Washington State Wrestling	637.00	308.00	553.00	392.00	.....	392.00	
21C Washington Sexual Assault Kit	19,097.72	33.55	.....	19,131.27	.....	19,131.27	
21F Fred Hutch	504.00	532.00	532.00	504.00	.....	504.00	
21G Washington State Aviation	147,129.45	2,786.00	.....	149,915.45	.....	149,915.45	
21N NE WA Wolf-Livestock Management	369,068.60	680.11	11,037.85	358,710.86	.....	358,710.86	
21Q Forest Health Revolving	35,469,709.37	68,669.09	(767,432.92)	36,305,811.38	40,265.55	36,346,076.93	
21U Veteran's In-State Service Shared Leave Pool	227,298.05	.....	598.72	226,699.33	.....	226,699.33	
21W K-12 Criminal Background Check	872,184.73	243,336.50	396,567.34	718,953.89	.....	718,953.89	
225 Fingerprint Identification	4,326,421.62	1,557,941.46	1,075,882.49	4,808,480.59	9,230.08	4,817,710.67	
22G Photovoltaic Module Recycling	360.76	.....	.....	360.76	.....	360.76	
22H Foster Parent Shared Leave Pool	209,675.43	.....	(2,531.20)	212,206.63	.....	212,206.63	
22K Watershed Restoration Enhancement	592,350.00	.....	.....	592,350.00	.....	592,350.00	
22L Public Use General Aviation Airport Loan Revolving	5,614,352.51	9,861.76	7,805.36	5,616,408.91	.....	5,616,408.91	

# RECEIPTS & DISBURSEMENTS FOR TREASURER'S TRUST FUNDS

	December 1, 2022	December 2022		December 31, 2022		
	Beginning Book Balance	Plus Receipts	Less Disbursements	Ending Book Balance	Outstanding Warrants	Ending Cash Balance
<b>SPECIAL REVENUE FUNDS (Continued)</b>						
22N Fish and Wildlife Federal Lands Revolving	\$ .....	\$ .....	\$ .....	\$ .....	\$ .....	\$ .....
22P Natural Resources Federal Lands Revolving	9,369,109.70	17,600.80	(145,253.15)	9,531,963.65	.....	9,531,963.65
22Q Seattle Mariners	3,172.08	28.00	.....	3,200.08	.....	3,200.08
23A Student Loan Advocate	534,825.52	.....	20,147.19	514,678.33	.....	514,678.33
23C Department of Licensing Tuition Recovery	78,801.79	138.91	.....	78,940.70	300.00	79,240.70
23D Student Achievement Council Tuition Recovery Trust	327,913.22	562.70	2,000.00	326,475.92	2,000.00	328,475.92
23K Smoke Detection Device Awareness	36,533.32	.....	.....	36,533.32	.....	36,533.32
23M County Road Administration Board Emergency Loan	2,222,849.14	3,903.54	.....	2,226,752.68	.....	2,226,752.68
24C San Juan Islands Programs	3,269.00	3,472.01	3,381.00	3,360.01	.....	3,360.01
24D Seattle Storm	28.00	.....	.....	28.00	.....	28.00
24E Washington State Library-Archives Building	16,573,199.91	231,492.01	.....	16,804,691.92	.....	16,804,691.92
24G Hemp Regulatory	238,430.64	1,580.10	6,744.90	233,265.84	53.15	233,318.99
24R Energy Independence Act Special	.....	.....	.....	.....	.....	.....
24S Seattle NHL Hockey	2,520.00	2,432.50	2,604.00	2,348.50	2,604.00	4,952.50
24T State Firearms Background Check System	5,970,362.58	.....	264,712.68	5,705,649.90	196.72	5,705,846.62
259 Coastal Crab	117,988.16	9,734.25	6,555.87	121,166.54	.....	121,166.54
25A Washington Apples	5,747.00	2,487.34	5,859.00	2,375.34	2,517.67	4,893.01
25R Recycled Content	302,405.54	44,729.66	41,190.30	305,944.90	6,626.74	312,571.64
25S Recycling Enhancing	.....	.....	.....	.....	.....	.....
25V Washington State Attorney General Charitable Asset Protection	404,027.46	59,411.00	66,908.78	396,529.68	1,750.00	398,279.68
26G Energy Facility Site Eval Council	1,699,754.66	78,061.56	566,387.60	1,211,428.62	838.28	1,212,266.90
26J WA State Leadership Board Spec Lic Plate	340,451.86	10,615.76	.....	351,067.62	.....	351,067.62
26S Patches Pal License Plate	5,908.00	1,512.00	.....	7,420.00	.....	7,420.00
274 Adult Family Home	577,864.06	.....	21,114.33	556,749.73	.....	556,749.73
27D Driver Resource Center	5,947,736.84	.....	2,500.00	5,945,236.84	.....	5,945,236.84
27N Washington Wine License Plate	280.00	756.00	.....	1,036.00	.....	1,036.00
27Q State OPIOID Settlement	.....	.....	.....	.....	.....	.....
281 Impaired Driving Safety	(577,162.76)	81,109.70	.....	(496,053.06)	95.20	(495,957.86)
283 Juvenile Accountability Incentive	315,170.71	553.47	.....	315,724.18	.....	315,724.18
297 Pipeline Safety	3,030,241.26	614,226.82	183,785.24	3,460,682.84	1,012.34	3,461,695.18
298 Geologists'	180,236.23	42,549.61	43,271.75	179,514.09	482.00	179,996.09
300 Financial Services Regulation	42,508,726.17	4,488,630.25	2,646,797.82	44,350,558.60	27,155.53	44,377,714.13
320 Puget Sound Crab Pot Buoy Tag	14,672.25	.....	249.65	14,422.60	5.00	14,427.60
328 Crim Justice Training Commis Firing Range Maintenance	213,403.00	.....	.....	213,403.00	.....	213,403.00
416 Surplus and Donated Food Commodities Revolving	2,179,369.56	1,091,498.96	855,885.66	2,414,982.86	.....	2,414,982.86

# RECEIPTS & DISBURSEMENTS FOR TREASURER'S TRUST FUNDS

	December 1, 2022		December 2022		December 31, 2022		
	Beginning Book Balance		Plus Receipts	Less Disbursements	Ending Book Balance	Outstanding Warrants	Ending Cash Balance
<b>SPECIAL REVENUE FUNDS (Continued)</b>							
424 Anti-Trust Revolving	\$ 11,045,609.21	\$ .....	\$ 9,647,723.56	\$ 1,397,885.65	\$ .....	\$ 1,397,885.65	
474 School Employees Flexible & Dependent Care Administration	19,957.77	32,123.00	32,110.03	19,970.74	.....	19,970.74	
480 Financial Education Public-Private Partnership	121,041.17	.....	.....	121,041.17	.....	121,041.17	
485 Horse Racing Owners' Bonus/Breeder Awards	88,336.69	991.09	16,161.68	73,166.10	30,913.82	104,079.92	
495 Toll Collection	32,875,837.88	12,871,093.74	14,700,348.29	31,046,583.33	92,272.75	31,138,856.08	
496 Educator Conditional Scholarship	4,383,149.33	13,565.47	113,625.62	4,283,089.18	6,000.00	4,289,089.18	
497 Horse Racing Commission Class C Purse Fund	196,679.20	3,262.29	.....	199,941.49	.....	199,941.49	
498 Washington State Council of Fire Fighters Benevolent	14,488.38	8,600.68	8,456.02	14,633.04	.....	14,633.04	
499 Law Enforcement Memorial	48,793.07	23,389.37	23,751.02	48,431.42	.....	48,431.42	
501 Liquor Revolving	49,400,111.34	(29,412,948.63)	16,420,364.90	3,566,797.81	131,897.84	3,698,695.65	
503 Tuition Recovery	4,419,886.45	16,017.66	58,129.32	4,377,774.79	18,411.92	4,396,186.71	
515 DNA Data Base	642,908.26	22,937.13	17,397.68	648,447.71	.....	648,447.71	
516 Fruit and Vegetable Inspection	8,139,398.07	1,100,900.84	1,253,523.96	7,986,774.95	6,516.84	7,993,291.79	
536 Federal Food Service Revolving	(1,241,677.37)	6,019,182.67	3,566,022.99	1,211,482.31	106,155.49	1,317,637.80	
553 Performance Audits of Government	15,096,962.19	3,136,886.11	1,970,445.95	16,263,402.35	123,721.31	16,387,123.66	
561 Community Technical College Innovation	8,263,106.22	374,289.91	177,205.91	8,460,190.22	.....	8,460,190.22	
687 Rural Rehabilitation	40,063.82	77.36	.....	40,141.18	.....	40,141.18	
688 Federal Local Rail Service Assistance	83,331.58	128.03	.....	83,459.61	.....	83,459.61	
731 Child Care Facility Revolving	75,263.66	132.17	.....	75,395.83	.....	75,395.83	
732 Nursing Home Civil Penalties	2,194,685.48	.....	(18,651.54)	2,213,337.02	.....	2,213,337.02	
746 Hanford Area Economic Investment	109,656.90	19,559.70	102,885.30	26,331.30	.....	26,331.30	
749 Governor's Interagency Committee of State Employed Women	141,466.03	50.00	6,993.13	134,522.90	.....	134,522.90	
761 Basic Health Plan Subscription	250,744.09	.....	.....	250,744.09	.....	250,744.09	
763 Center for the Improvement of Student Learning	35,600.68	.....	.....	35,600.68	.....	35,600.68	
773 Commission on Higher Ed Prof Student Ex Program	51,200.00	.....	.....	51,200.00	.....	51,200.00	
774 University of Washington License Plate	287,667.45	23,466.39	.....	311,133.84	.....	311,133.84	
776 Washington State University License Plate	73,348.37	51,956.50	73,348.37	51,956.50	.....	51,956.50	
778 Western Washington University License Plate	9,956.35	1,316.00	.....	11,272.35	.....	11,272.35	
779 Eastern Washington University License Plate	138,695.81	3,481.33	.....	142,177.14	.....	142,177.14	
780 School Zone Safety Account	1,421,778.56	20,578.77	106,149.90	1,336,207.43	600.00	1,336,807.43	
783 Central Washington University License Plate	9,165.35	1,890.01	.....	11,055.36	.....	11,055.36	
784 Miscellaneous Transportation Programs	(17,157,224.54)	45,821,090.61	38,394,403.73	(9,730,537.66)	85,905.77	(9,644,631.89)	
786 The Evergreen State College License Plate	30,208.40	560.00	.....	30,768.40	.....	30,768.40	
789 Advanced Environmental Mitigation Revolving	1,196,492.04	2,633.96	.....	1,199,126.00	.....	1,199,126.00	
816 Stadium and Exhibition Center	1,315,819.64	1,040,078.86	675,848.66	1,680,049.84	.....	1,680,049.84	

# RECEIPTS & DISBURSEMENTS FOR TREASURER'S TRUST FUNDS

	December 1, 2022		December 2022		December 31, 2022		
	Beginning Book Balance		Plus Receipts	Less Disbursements	Ending Book Balance	Outstanding Warrants	Ending Cash Balance
<b>SPECIAL REVENUE FUNDS (Continued)</b>							
821 Impaired Physician	\$ 322,408.59		\$ 163,805.00	\$ 171,883.85	\$ 314,329.74	\$ 200.00	\$ 314,529.74
823 Livestock Nutrient Management	34,852.17				34,852.17		34,852.17
833 Developmental Disabilities Endowment Trust	3,883,292.47		527,137.54	198,114.51	4,212,315.50	59,689.74	4,272,005.24
834 Capitol Furnishings Preservation Committee	35,799.73				35,799.73		35,799.73
878 Federal Forest Revolving	2,510.74		4.41		2,515.15		2,515.15
880 Advance Right-of-Way Revolving	38,917,910.90		421,762.98		39,339,673.88		39,339,673.88
884 Gambling Revolving	19,379,726.36		1,813,734.35	1,122,563.19	20,070,897.52	125,641.21	20,196,538.73
885 Plumbing Certificate	1,723,417.26		89,303.16	124,314.72	1,688,405.70	1.48	1,688,407.18
892 Pressure Systems Safety	842,040.31		215,921.52	186,299.89	871,661.94	1,717.64	873,379.58
<b>TOTAL SPECIAL REVENUE FUNDS</b>	<b>\$ 460,782,095.02</b>		<b>\$ 68,400,077.66</b>	<b>\$ 108,648,828.10</b>	<b>\$ 420,533,344.58</b>	<b>\$ 1,205,128.59</b>	<b>\$ 421,738,473.17</b>
<b>CAPITAL PROJECTS FUNDS</b>							
366 Watershed Restoration Enhancement Bond	\$ 6,917,625.31			\$ 192,166.55	\$ 6,725,458.76		\$ 6,725,458.76
377 Watershed Restoration Enhancement Taxable Bond							
<b>TOTAL CAPITAL PROJECTS FUNDS</b>	<b>\$ 6,917,625.31</b>		<b>\$</b>	<b>\$ 192,166.55</b>	<b>\$ 6,725,458.76</b>	<b>\$</b>	<b>\$ 6,725,458.76</b>
<b>PERMANENT FUNDS</b>							
842 American Indian Scholarship Endowment	\$ 295,203.22		\$ 4,651.41	\$ 5,133.00	\$ 294,721.63		\$ 294,721.63
852 Foster Care Scholarship Endowment	3,908.58		6.87		3,915.45		3,915.45
<b>TOTAL PERMANENT FUNDS</b>	<b>\$ 299,111.80</b>		<b>\$ 4,658.28</b>	<b>\$ 5,133.00</b>	<b>\$ 298,637.08</b>	<b>\$</b>	<b>\$ 298,637.08</b>
<b>ENTERPRISE FUNDS</b>							
22E Family and Medical Leave Enforcement	\$ 420,305.77	\$ 80.00		\$ (71.64)	\$ 420,457.41		\$ 420,457.41
22F Family and Medical Leave Insurance	95,459,461.62		4,799,063.79	118,803,243.33	(18,544,717.92)	1,888,734.54	(16,655,983.38)
413 Municipal Revolving	3,649,216.18		2,852,688.84	2,932,709.05	3,569,195.97	1,300.13	3,570,496.10
438 Uniform Dental Plan Benefits Administration	578,189.73		559,123.00	561,286.40	576,026.33		576,026.33
439 Uniform Medical Plan Benefits Administration	5,172,682.65		5,562,757.00	5,357,445.58	5,377,994.07		5,377,994.07
442 Legislative Gift Center	161,187.73		22,744.02	15,867.41	168,064.34	2,417.04	170,481.38
445 Self-Insured Emplr Overpymt Reimb	1,010,477.21		12,921.49	31,691.00	991,707.70	31,691.00	1,023,398.70
446 Industrial Insurance Rainy Day Fund	(0.44)		(0.13)		(0.57)		(0.57)
449 Certificates of Participation and Other Financing - Local	430,197.29		10,296,190.99	10,299,545.93	426,842.35		426,842.35
456 Separately Managed State Treasurer's Service	188,365.04		17,395.01	10,882.12	194,877.93		194,877.93
470 Imaging	51,759.28		51,115.81	43,928.73	58,946.36		58,946.36
473 School Employees Insurance Reserve	52,347,739.37		93,503.88		52,441,243.25		52,441,243.25
475 School Employees Dental Benefits Administration	437,842.94		441,161.00	424,191.60	454,812.34		454,812.34
477 Lottery Investment							
493 School Employees' Insurance	(40,116,065.91)		160,910,187.59	153,920,478.23	(33,126,356.55)	320,934.11	(32,805,422.44)

# RECEIPTS & DISBURSEMENTS FOR TREASURER'S TRUST FUNDS

	December 1, 2022	December 2022		December 31, 2022		
	Beginning Book Balance	Plus Receipts	Less Disbursements	Ending Book Balance	Outstanding Warrants	Ending Cash Balance
<b>ENTERPRISE FUNDS (Continued)</b>						
494 School Employees' Benefits Board Administration	\$ 1,502,457.83	\$ 2,004,042.00	\$ 1,950,023.87	\$ 1,556,475.96	\$ .....	\$ 1,556,475.96
543 Judicial Information Systems	2,751,346.16	1,131,642.79	3,616,144.75	266,844.20	4,494.68	271,338.88
544 Pollution Liability Insurance Program Trust	42,225,999.12	3,150,593.74	1,314,005.55	44,062,587.31	.....	44,062,587.31
545 Heating Oil Pollution Liability Trust	1,927,089.75	41,114.15	98,199.78	1,870,004.12	.....	1,870,004.12
567 Long-Term Services and Supports Trust	26,391,508.45	47,726.74	2,220,715.14	24,218,520.05	.....	24,218,520.05
721 Public Employees' and Retirees' Insurance	53,943,022.10	249,461,858.31	211,467,465.55	91,937,414.86	5,396,020.24	97,333,435.10
730 Public Employees' and Retirees' Insurance Reserve	143,204,316.72	254,575.33	.....	143,458,892.05	.....	143,458,892.05
788 Advanced College Tuition Payment Program	2,947,428.06	10,568,398.22	13,313,121.91	202,704.37	2,550,747.23	2,753,451.60
<b>TOTAL ENTERPRISE FUNDS</b>	<b>\$ 394,684,526.65</b>	<b>\$ 452,278,883.57</b>	<b>\$ 526,380,874.29</b>	<b>\$ 320,582,535.93</b>	<b>\$ 10,196,338.97</b>	<b>\$ 330,778,874.90</b>
<b>INTERNAL SERVICE FUNDS</b>						
411 Natural Resources Equipment	\$ 18,091,858.56	\$ 7,813.91	\$ (1,369,249.49)	\$ 19,468,921.96	\$ 128,252.95	\$ 19,597,174.91
421 Education Technology Revolving Fund	13,891,427.89	763,850.87	1,575,714.79	13,079,563.97	69,829.37	13,149,393.34
422 General Administration Services	60,750,982.98	24,440,247.85	34,979,712.77	50,211,518.06	44,604.96	50,256,123.02
436 OFM Labor Relations Service	2,571,228.03	362,290.39	510,836.90	2,422,681.52	1,382.74	2,424,064.26
444 Fish & Wildlife Equipment	212,072.21	65,747.80	63,805.73	214,014.28	52.21	214,066.49
453 Minority and Women's Business Enterprises	1,931,369.23	159,713.00	208,556.37	1,882,525.86	700.00	1,883,225.86
458 Consolidated Technology Services Revolving	28,433,764.63	15,735,247.99	10,914,213.91	33,254,798.71	296,276.61	33,551,075.32
461 Shared Information Technology System Revolving	.....	.....	.....	.....	.....	.....
466 Statewide Info Tech System Development Revolving	48,733,951.08	3,364,043.00	2,635,735.60	49,462,258.48	103,081.71	49,565,340.19
471 State Patrol Nonappropriated Airplane Revolving	161,085.10	.....	65,022.55	96,062.55	10,104.24	106,166.79
472 Statewide Info Tech System Maintenance & Operations Revolving	23,599,555.27	3,570,446.32	3,237,432.95	23,932,568.64	5,193.29	23,937,761.93
546 Risk Management	(2,155,454.49)	2,335,510.49	1,822,962.11	(1,642,906.11)	.....	(1,642,906.11)
547 Liability	55,244,673.02	16,169.02	13,312,693.99	41,948,148.05	1,247,766.44	43,195,914.49
739 Certificates of Participation and Other Financing - State	13,513,118.00	2,154,080.89	15,077,498.12	589,700.77	30,944.00	620,644.77
<b>TOTAL INTERNAL SERVICE FUNDS</b>	<b>\$ 264,979,631.51</b>	<b>\$ 52,975,161.53</b>	<b>\$ 83,034,936.30</b>	<b>\$ 234,919,856.74</b>	<b>\$ 1,938,188.52</b>	<b>\$ 236,858,045.26</b>
<b>PRIVATE PURPOSE FUNDS</b>						
196 Unclaimed Personal Property	\$ 2,315,036.44	\$ 17,628,297.37	\$ 16,593,035.95	\$ 3,350,297.86	\$ 10,699,245.17	\$ 14,049,543.03
463 WA College Savings Program	(386,432.72)	53,080.25	66,066.91	(399,419.38)	.....	(399,419.38)
738 Department of Social and Health Services Trust	53,654.52	.....	.....	53,654.52	.....	53,654.52
799 WA Achieving a Better Life Experience Program	68,985.02	121.16	.....	69,106.18	.....	69,106.18
<b>TOTAL PRIVATE PURPOSE FUNDS</b>	<b>\$ 2,051,243.26</b>	<b>\$ 17,681,498.78</b>	<b>\$ 16,659,102.86</b>	<b>\$ 3,073,639.18</b>	<b>\$ 10,699,245.17</b>	<b>\$ 13,772,884.35</b>
<b>PENSION TRUST FUNDS</b>						
838 LEOFF Retirement System Benefits Improvement	\$ .....	\$ .....	\$ .....	\$ .....	\$ .....	\$ .....
<b>TOTAL PENSION TRUST FUNDS</b>	<b>\$ .....0.00</b>	<b>\$ .....</b>	<b>\$ .....</b>	<b>\$ .....0.00</b>	<b>\$ .....</b>	<b>\$ .....</b>

# RECEIPTS & DISBURSEMENTS FOR TREASURER'S TRUST FUNDS

	December 1, 2022	December 2022		December 31, 2022		
	Beginning Book Balance	Plus Receipts	Less Disbursements	Ending Book Balance	Outstanding Warrants	Ending Cash Balance
<b>CUSTODIAL FUNDS</b>						
165 Salary Reduction	\$ 2,030,566.56	\$ 3,133,322.46	\$ 3,277,594.01	\$ 1,886,295.01	\$ .....	\$ 1,886,295.01
16C Real Estate/Property Tax Admin Assistance	53,083.93	38,640.00	53,083.93	38,640.00	.....	38,640.00
17A County 911 Excise Tax	6,702,720.52	.....	(147,213.62)	6,849,934.14	.....	6,849,934.14
525 Washington State Combined Fund Drive	772,487.13	448,626.44	54,790.14	1,166,323.43	22,526.80	1,188,850.23
660 Natural Resources Deposit	55,103,098.48	30,864,378.74	25,861,914.85	60,105,562.37	232,877.41	60,338,439.78
734 Centennial Document Preservation and Modernization	1,136,797.79	156,348.46	.....	1,293,146.25	.....	1,293,146.25
737 High Occupancy Vehicle	.....	.....	.....	.....	.....	.....
757 Maritime Historic Restoration and Preservation	4,990.72	130.20	.....	5,120.92	.....	5,120.92
797 Local Tourism Promotion	1,616,094.95	.....	156,891.17	1,459,203.78	.....	1,459,203.78
802 School Employees Salary Reduction	(67,724.77)	1,798,679.11	1,573,811.65	157,142.69	141.67	157,284.36
847 Separately Managed State Agency Investment	.....	.....	.....	.....	.....	.....
<b>TOTAL CUSTODIAL FUNDS</b>	<b>\$ 67,352,115.31</b>	<b>\$ 36,440,125.41</b>	<b>\$ 30,830,872.13</b>	<b>\$ 72,961,368.59</b>	<b>\$ 255,545.88</b>	<b>\$ 73,216,914.47</b>
<b>TOTAL TREASURER'S TRUST FUNDS</b>	<b>\$ 2,035,083,763.65</b>	<b>\$ 711,669,212.64</b>	<b>\$ 804,074,913.64</b>	<b>\$ 1,942,678,062.65</b>	<b>\$ 27,220,106.46</b>	<b>\$ 1,969,898,169.11</b>



# INVESTMENT STATEMENT

Fund / Account	December 1, 2022	Purchased	Maturities & Sales	Amortization	December 31, 2022
<b>Treasury &amp; Treasurer's Trust</b>					
Investments (trade date basis)	\$ 19,520,251,407.51	\$ 4,568,489,486.49	\$ 5,670,036,945.05	\$ 9,675,715.16	\$ 18,428,379,664.11
Reverse Repurchase Agreements	.....	.....	.....	.....	.....
Purchased Accrued Interest	3,000,140.73	2,015,871.35	826,262.73	.....	4,189,749.35
<b>Total Treasury &amp; Treasurer's Trust</b>	<b>\$ 19,523,251,548.24</b>	<b>\$ 4,570,505,357.84</b>	<b>\$ 5,670,863,207.78</b>	<b>\$ 9,675,715.16</b>	<b>\$ 18,432,569,413.46</b>
<b>Local Government Investment Pool</b>					
Investments (trade date basis)	\$ 23,835,636,260.84	\$ 100,850,493,448.89	\$ 104,157,543,042.42	\$ 26,618,452.75	\$ 20,555,205,120.06
Reverse Repurchase Agreements	.....	.....	.....	.....	.....
Purchased Accrued Interest	17,388.89	.....	.....	.....	17,388.89
<b>Total Local Government Investment Pool</b>	<b>\$ 23,835,653,649.73</b>	<b>\$ 100,850,493,448.89</b>	<b>\$ 104,157,543,042.42</b>	<b>\$ 26,618,452.75</b>	<b>\$ 20,555,222,508.95</b>
<b>Separately Managed Accounts</b>					
Investments (trade date basis)	\$ 988,362,494.05	\$ 18,213,070.37	\$ 18,974,521.12	\$ 95,068.22	\$ 987,696,111.52
Purchased Accrued Interest	275,989.31	22,342.19	28,676.89	.....	269,654.61
<b>Total Separately Managed Accounts</b>	<b>\$ 988,638,483.36</b>	<b>\$ 18,235,412.56</b>	<b>\$ 19,003,198.01</b>	<b>\$ 95,068.22</b>	<b>\$ 987,965,766.13</b>
<b>Total All Accounts</b>	<b>\$ 44,347,543,681.33</b>	<b>\$ 105,439,234,219.29</b>	<b>\$ 109,847,409,448.21</b>	<b>\$ 36,389,236.13</b>	<b>\$ 39,975,757,688.54</b>

## INVESTMENT INTEREST INCOME & CAPITAL GAINS

Fund / Account	December 2022	December 2021	Fiscal Year 2023	Fiscal Year 2022
<b>Treasury &amp; Treasurer's Trust</b>				
Cash	\$ 17,650,122.80	\$ 7,683,004.59	\$ 109,370,712.91	\$ 54,126,865.68
Custody Bank Fees	(12,219.06)	(9,681.42)	(69,260.86)	(56,714.27)
Other Bank Fees	(3,202.50)	(1,767.54)	(17,832.59)	(15,505.13)
Amortization	9,675,715.16	(2,544,918.11)	31,785,554.51	(16,199,940.42)
Accrued Interest	13,906,547.09	1,648,288.82	32,857,024.55	2,643,425.54
Gains and Losses	103,132.31	(315,675.87)	294,506.89	2,831,768.22
<b>Total Treasury &amp; Treasurer's Trust</b>	<b>\$ 41,320,095.80</b>	<b>\$ 6,459,250.47</b>	<b>\$ 174,220,705.41</b>	<b>\$ 43,329,899.62</b>
<b>Local Government Investment Pool</b>				
Cash	\$ 39,516,640.82	\$ 860,568.04	\$ 168,273,728.99	\$ 11,145,023.33
Amortization	26,618,452.75	465,512.21	124,763,442.19	1,930,893.31
Accrued Interest	8,589,831.53	387,031.89	33,025,972.48	(1,102,860.34)
Gains and Losses	346,715.22	64,048.16	622,925.22	111,697.55
<b>Total Local Government Investment Pool</b>	<b>\$ 75,071,640.32</b>	<b>\$ 1,777,160.30</b>	<b>\$ 326,686,068.88</b>	<b>\$ 12,084,753.85</b>
<b>Separately Managed Accounts</b>				
Cash	\$ 982,214.55	\$ 524,107.66	\$ 5,975,414.41	\$ 2,995,738.16
Amortization	95,068.22	(115,305.55)	(2,577.69)	(508,464.22)
Accrued Interest	375,966.03	79,439.39	1,348,246.46	350,726.11
Gains and Losses	.....	.....	22,539.23	133,477.14
<b>Total Separately Managed Accounts</b>	<b>\$ 1,453,248.80</b>	<b>\$ 488,241.50</b>	<b>\$ 7,343,622.41</b>	<b>\$ 2,971,477.19</b>
<b>Total All Accounts</b>	<b>\$ 117,844,984.92</b>	<b>\$ 8,724,652.27</b>	<b>\$ 508,250,396.70</b>	<b>\$ 58,386,130.66</b>



MIKE PELLICCIOTTI  
STATE TREASURER  
PO BOX 40200  
OLYMPIA WA 98504-0200

---

