



Washington State Treasurer's Monthly Report

February 2023



MIKE PELLICCIOTTI
State Treasurer

In accordance with the Americans with Disabilities Act, this publication will be made available in alternate formats upon request to the Office of the State Treasurer, Legislative Building, 2nd Floor, Olympia, Washington 98504-0200, telephone (360) 902-9000, fax (360) 902-9037 or TTY Users Call: 7-1-1. Web Site: <http://tre.wa.gov>.

Cover photo taken by Treasurer's Office staff.

TABLE OF CONTENTS

	<i>Page</i>
State Treasurer’s Letter	1
General Fund	2
Treasury, Treasurer’s Trust and Local Government Investment Pool Flow Chart.....	3
Treasury & Treasurer’s Trust, Treasury and Treasurer’s Trust Charts	4
General Fund and Local Government Investment Pool Charts	5
Receipts and Disbursements for Treasury Funds.....	6
Receipts and Disbursements for Treasurer’s Trust Funds	20
Investment Statement	31
Investment Interest Income and Capital Gains.....	32



Mike Pellicciotti
State Treasurer

State of Washington
Office of the Treasurer
Legislative Building
P.O. Box 40200
Olympia, Washington 98504

(360) 902-9000 TTY 7-1-1
FAX (360) 902-9037
<http://tre.wa.gov>



Fellow Washingtonians,

I am pleased to report on the operations of the Office of the State Treasurer for the month of February 2023. At the close of the month, the total of the treasury & treasurer's trust book balances was \$17.5 billion with investment earnings distributed for the month of \$39.3 million.

Sincerely,

A handwritten signature in blue ink that reads "Mike Pellicciotti". The signature is fluid and cursive, written over a light blue horizontal line.

Mike Pellicciotti
Washington State Treasurer

GENERAL FUND

CURRENT MONTH AND FISCAL YEAR TO DATE COMPARISON

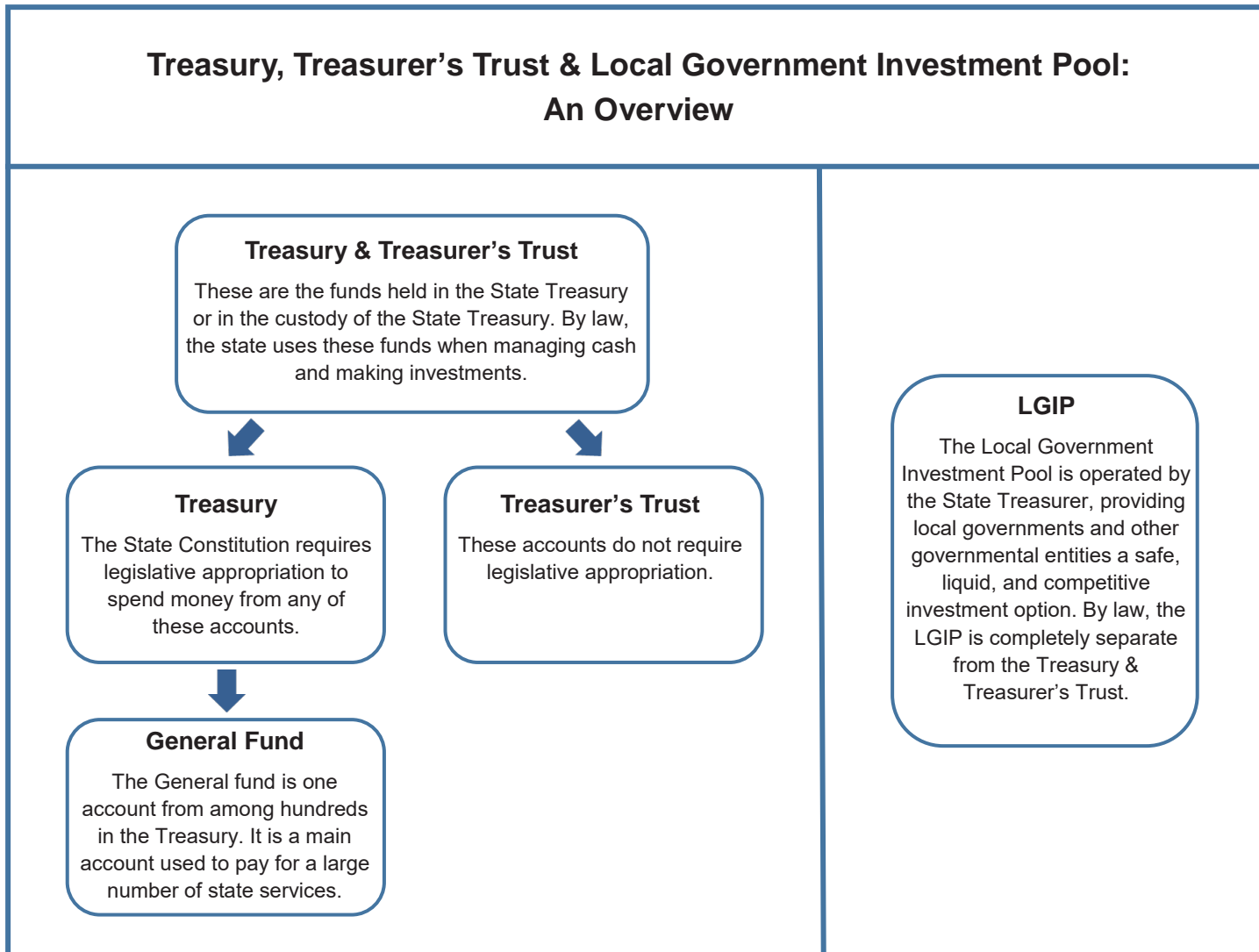
(In Millions)

	Month of February		Fiscal Year to Date	
	2023	2022	2023	2022
Beginning Book Balance	\$ 3,195.668	3,195.777	4,503.455	4,614.636
Cash Revenue	\$ 3,020.000	3,148.626	31,499.632	29,192.700
Other Cash Receipts	(129.596)	(488.122)	4,143.587	968.357
Total Cash Receipts	2,890.404	2,660.504	35,643.219	30,161.057
Total Cash Disbursements	4,822.817	4,630.422	38,883.419	33,549.834
Ending Book Balance	\$ 1,263.255	1,225.859	1,263.255	1,225.859
Cash Revenue				
Bond Retirement & Interest	\$ (0.001)	\$ 0.010	\$ (0.226)	\$ (0.269)
Secretary of State	5.025	4.293	35.837	34.133
Department of Revenue:				
Retail Sales Tax	1,021.048	962.531	9,906.928	9,204.234
Business & Occupation Tax	456.017	404.681	4,149.126	3,652.668
Compensating Tax	58.457	55.562	649.513	572.109
Cigarette Tax	16.908	15.030	186.973	180.918
Public Utility Tax	55.146	48.678	350.460	313.590
Various Other Revenue	100.721	82.421	709.226	330.051
Insurance Commission	33.864	32.992	408.011	366.153
Liquor and Cannabis Board	1.813	2.184	97.595	98.464
Department of Licensing:				
Excise Tax - Other	0.011	0.012	0.097	0.107
Various Other Revenue	1.320	0.826	8.784	8.551
Department of Social & Health Services	(1.665)	2.068	29.745	30.804
Universities & Colleges	0.000	0.005	0.630	0.005
Treasurer's Transfers	1.354	1.140	(192.562)	(111.354)
Counties:				
Property Tax	10.267	11.157	2,044.967	2,034.993
Real Estate Excise Tax	64.607	143.674	958.847	1,631.838
Various Other Revenue	2.471	2.355	22.834	23.171
Federal Grants-In-Aid (All Agencies)	1,484.174	1,370.454	11,682.657	10,496.248
Revenues Distributed to Local Governments	(0.333)	(0.328)	(5.956)	(48.523)
Other Agencies' Cash Revenue	(291.204)	8.881	456.146	374.809
Total Cash Revenue	\$ 3,020.000	\$ 3,148.626	\$ 31,499.632	\$ 29,192.700

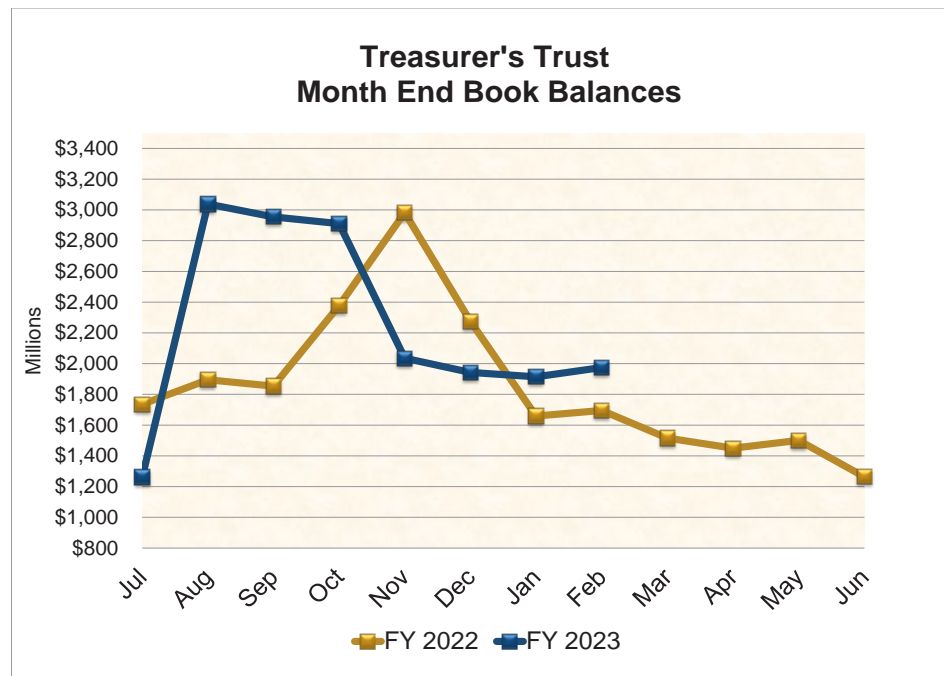
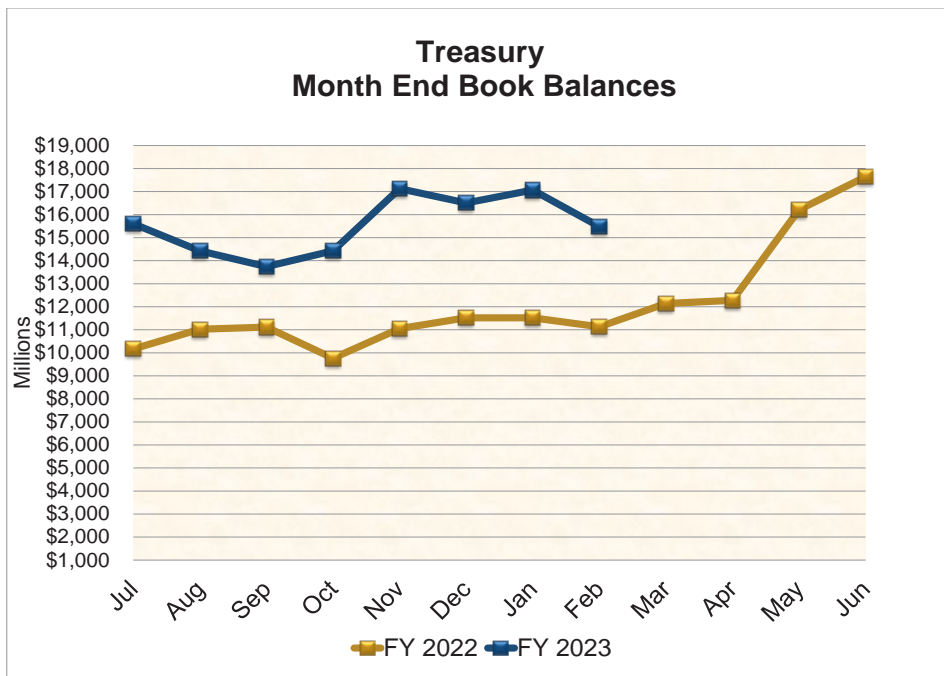
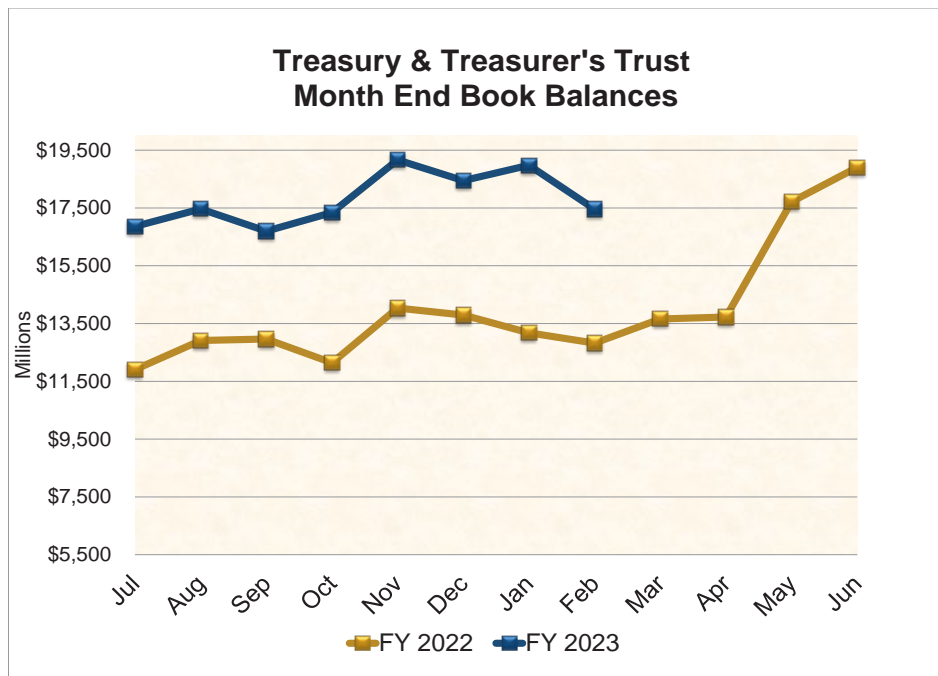
Source: Agency Financial Reporting System (AFRS)

TREASURY, TREASURER'S TRUST & LGIP FLOWCHART

The State Treasurer is charge with the cash management of public funds, which includes two categories of state funds and accounts: (1) funds and accounts located in the state treasury, which are subject to legislative appropriation; and (2) Treasurer's trust funds, which are accounts placed in the custody of the State Treasurer and not typically subject to legislative appropriation. Funds within these accounts are commingled for investment and cash management purposes. This flow chart describes the structure of the Treasury and Treasurer's Trust accounts. Month end balances of these accounts are shown on pages 4 and 5.

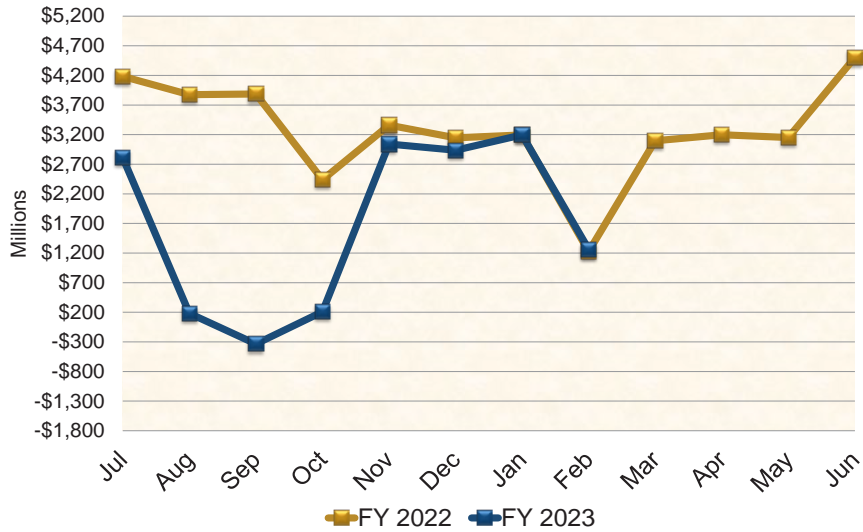


TREASURY & TREASURER'S TRUST CHARTS

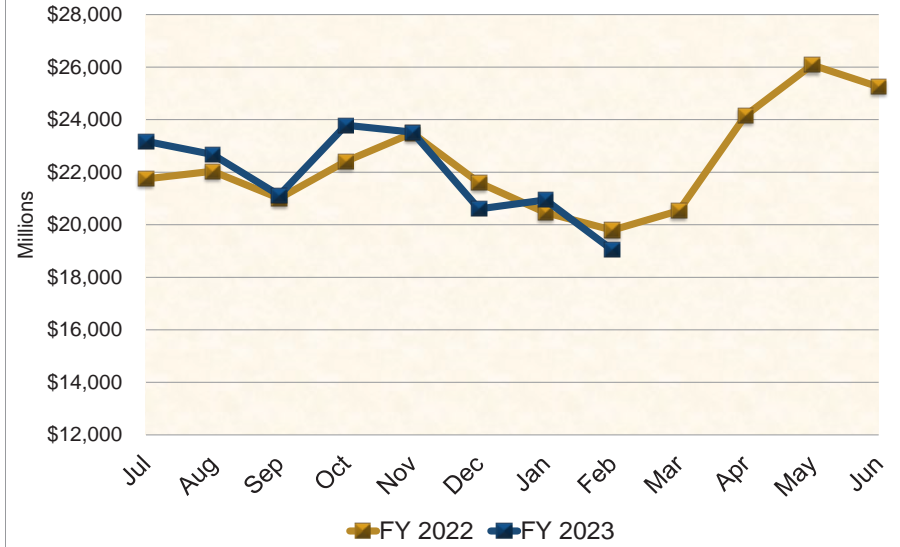


GENERAL FUND & LOCAL GOVERNMENT INVESTMENT POOL CHARTS

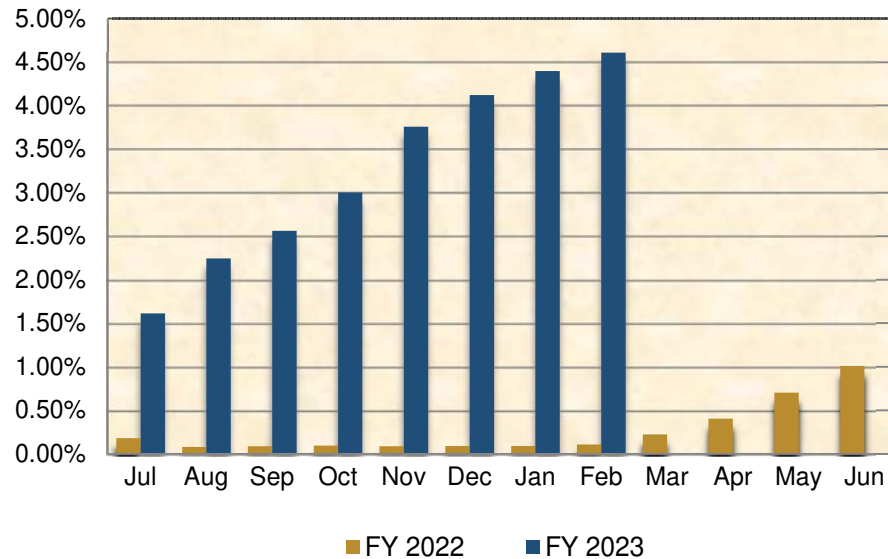
General Fund Month End Book Balances



Local Government Investment Pool Month End Book Balances



LGIP Net Yield (365 day basis)



RECEIPTS & DISBURSEMENTS FOR TREASURY FUNDS

		February 1, 2023	February 2023		February 28, 2023		
		Beginning Book Balance	Plus Receipts	Less Disbursements	Ending Book Balance	Outstanding Warrants	Ending Cash Balance
GENERAL FUND							
001	General	\$ 3,195,668,439.28	\$ 2,890,404,214.53	\$ 4,822,817,656.15	\$ 1,263,254,997.66	\$ 74,610,303.70	\$ 1,337,865,301.36
018	Millersylvania Park Current	210.50	210.50	210.50
01E	Geothermal	101,167.70	101,167.70	101,167.70
01N	Institutional Impact	19,144.72	19,144.72	19,144.72
02P	Flood Control Assistance	4,005,042.08	296,226.28	3,708,815.80	257.31	3,709,073.11
031	State Investment Board Expense	7,044,640.03	2,949,411.59	3,140,329.01	6,853,722.61	3,141.77	6,856,864.38
032	State Emergency Water Projects Revolving	221,616.92	221,616.92	221,616.92
03A	Excess Earnings
03L	County Criminal Justice Assistance	3,273,620.35	35,348.60	218,018.03	3,090,950.92	276.91	3,091,227.83
03M	Municipal Criminal Justice Assistance	97,397.64	11,525.47	82,595.36	26,327.75	123.06	26,450.81
04L	Public Health Services	6.76	0.02	6.78	6.78
051	State and Local Improvements Revolving	26,744.33	26,744.33	26,744.33
055	State & Local Improve Revolving (Waste Disp Facilities, 1980)	2,639.01	2,639.01	2,639.01
05C	Criminal Justice Treatment	3,869,310.89	1,024,764.94	2,844,545.95	115,645.04	2,960,190.99
05M	Tourism Development and Promotion
070	Outdoor Recreation	193,505.02	1,918,600.86	2,779,425.61	(667,319.73)	(667,319.73)
072	State & Local Improve Revolving (Water Supply Facilities)	827,304.73	827,304.73	827,304.73
09C	Farm and Forest	1,120,247.98	1,120,247.98
09G	Riparian Protection
09R	Economic Development Strategic Reserve	9,786,199.41	198,340.34	9,587,859.07	205.90	9,588,064.97
10K	Veterans Innovation Program	14,382.82	14,382.82	14,382.82
10P	Columbia River Basin Water Supply Development	5,267,027.82	11,083.51	16,426.07	5,261,685.26	5,261,685.26
10T	Hood Canal Aquatic Rehabilitation Bond
11F	Reinvesting in Youth	5.98	5.98	5.98
11N	Heritage Barn Preservation
11W	Water Quality Capital	34,227.10	34,227.10	34,227.10
125	Site Closure	37,349,945.34	82,308.66	62,123.60	37,370,130.40	37,370,130.40
12J	Boating Activities
12K	Puget Sound Scientific Research
12R	Independent Youth Housing
14B	Budget Stabilization	337,642,567.77	710,297.20	338,352,864.97	338,352,864.97
14C	Puget Sound Recovery
14H	Community Preservation & Development Authority	2,238,418.00	276,918.64	1,961,499.36	1,961,499.36

RECEIPTS & DISBURSEMENTS FOR TREASURY FUNDS

	February 1, 2023		February 2023		February 28, 2023			
	Beginning Book Balance		Plus Receipts	Less Disbursements	Ending Book Balance	Outstanding Warrants	Ending Cash Balance	
GENERAL FUND (Continued)								
15J Building Communities	\$	\$	\$	\$
15K Columbia River Water Delivery		16,173.66			16,173.66		16,173.66
15R Evergreen Job Training	
16V Water Rights Processing		84,487.33			84,487.33		84,487.33
177 Judicial Retirement Administrative	
17C Opportunity Express Account		62,171.42			62,171.42		62,171.42
17E State Efficiency and Restructuring	
17F Washington Opportunity Pathways		69,268,687.68		15,980,746.83		14,949,341.13		70,300,093.38
17K Basic Health Plan Stabilization	
18H Opportunity Expansion		326.64			326.64		326.64
19K Yakima Integrated Plan Implementation	
19L Charter Schools Oversight		846,314.84		161,687.30		242,459.03		790,572.23
19N Diesel Idle Reduction	
20C Yakima Integrated Plan Implementation Taxable Bond	
20F Invest in Washington		10,898.01			10,898.01		10,898.01
21B Chehalis Basin	
21D Dairy Nutrient Infrastructure	
21P Sexual Assault Prevention and Response	
21R DCYF Contracted Services Performance Improvement	
22C Early Learning Facilities Revolving		(167,464.12)		(315.80)		119,380.83		159.04
22D Early Learning Facilities Development		(1,000,052.72)		(971.13)		128,454.41		(1,129,478.26)
22T Statewide Tourism Marketing		5,708,031.51		12,548.02		11,341.68		5,709,237.85
23H Defense Community Compatibility	
23J Statewide Broadband		30,852,467.11		65,030.29		24,301.34		30,893,196.06
244 Habitat Conservation		(34,528.36)		153,880.95		130,012.84		(10,660.25)
24H Career Connected Learning	
24M Climate Resiliency	
24U Sustainable Farms and Fields	
253 Education Construction		22,649.12		47.65		22,696.77		22,696.77
25C Elementary & Secondary School Emergency Relief III		(218,853.16)		2,503,200.48		53,818,944.64		(51,534,597.32)
25D Manufacturing and Warehousing Job Centers		2,700,154.96			2,700,154.96
25F Forest Resiliency		98,036.74			449,408.60		534.26
25G Manufacturing Cluster Acceleration		2,798,000.00			(350,837.60)
						2,798,000.00		2,798,000.00

RECEIPTS & DISBURSEMENTS FOR TREASURY FUNDS

		February 1, 2023	February 2023		February 28, 2023		
		Beginning Book Balance	Plus Receipts	Less Disbursements	Ending Book Balance	Outstanding Warrants	Ending Cash Balance
GENERAL FUND (Continued)							
25H	Fair Start for Kids	\$	\$	\$	\$	\$	\$
25P	Wildfire Response, Forest Restoration, and Community Resilience	63,288,385.14	3,750,340.89	59,538,044.25	389,721.75	59,927,766.00
26H	Washington State Leadership Board	373,995.51	41,865.58	332,129.93	360.00	332,489.93
26K	School Seismic Safety Grant Program
26R	Clean Energy Transition Workforce
26U	Apple Health and Homes	97,029,435.87	68,875.27	96,960,560.60	159.48	96,960,720.08
26V	Capital Community Assistance	549,234,948.90	2,804,921.73	74,693,063.50	477,346,807.13	49,112.99	477,395,920.12
27A	Energy Efficiency Revolving Loan Capital
27B	Electric Vehicle Incentive	119,944,953.19	16,738.23	119,928,214.96	119,928,214.96
27C	Community Reinvestment	200,000,000.00	200,000,000.00	200,000,000.00
27F	State Lands Dev Authority Capital
27G	State Lands Dev Authority Operating
291	Education Savings
355	State Taxable Building Construction	81,076,430.93	7,207,737.29	73,868,693.64	141,649.59	74,010,343.23
359	School Constr & Skill Ctrs Bldg	37,601.47	37,601.47	37,601.47
489	Pension Funding Stabilization	14,729,421.48	30,986.22	14,760,407.70	14,760,407.70
548	LEOFF System Plan 2 Expense	136,771.12	130,424.14	138,428.84	128,766.42	52.50	128,818.92
706	Coronavirus State Fiscal Recovery Fund	1,611,373,650.27	492,600.93	40,521,040.73	1,571,345,210.47	3,291,145.72	1,574,636,356.19
707	Washington Rescue Plan Transition	1,000,000,000.00	1,000,000,000.00	1,000,000,000.00
828	Tobacco Prevention and Control	860,786.96	1,811.95	8,628.00	853,970.91	853,970.91
830	Agricultural College Trust Management	2,126,549.07	145,907.30	1,980,641.77	1,958.81	1,982,600.58
TOTAL GENERAL FUND		\$ 7,458,943,994.77	\$ 2,919,579,637.98	\$ 5,028,499,342.14	\$ 5,350,024,290.61	\$ 78,727,426.94	\$ 5,428,751,717.55
SPECIAL REVENUE FUNDS							
002	Hospital Data Collection	\$ 219,111.84	\$ 7,301.30	\$ 19,162.21	\$ 207,250.93	\$	\$ 207,250.93
003	Architects' License	791,629.26	61,523.97	58,524.33	794,628.90	99.00	794,727.90
007	Winter Recreational Program	3,931,608.02	406,833.50	163,130.69	4,175,310.83	19,088.33	4,194,399.16
014	Forest Development	20,223,049.39	6,149.56	514,409.34	19,714,789.61	86,124.83	19,800,914.44
01B	ORV & Non-Highway Vehicle Account	1,425,988.14	271,989.96	318,225.42	1,379,752.68	3,291.56	1,383,044.24
01M	Snowmobile	4,361,769.21	192,941.36	693,001.35	3,861,709.22	154,412.74	4,016,121.96
024	Professional Engineers'	1,678,961.18	158,770.19	181,449.00	1,656,282.37	65.00	1,656,347.37
025	Pilotage	(246,262.57)	204,840.38	95,585.82	(137,008.01)	600.00	(136,408.01)
026	Real Estate Commission	4,208,361.20	875,634.90	506,467.43	4,577,528.67	633.50	4,578,162.17
027	Reclamation	6,242,657.33	95,936.11	226,929.60	6,111,663.84	5,953.49	6,117,617.33

RECEIPTS & DISBURSEMENTS FOR TREASURY FUNDS

	February 1, 2023		February 2023		February 28, 2023		
	Beginning Book Balance		Plus Receipts	Less Disbursements	Ending Book Balance	Outstanding Warrants	Ending Cash Balance
SPECIAL REVENUE FUNDS (Continued)							
02A	Surveys and Maps	\$ 552,431.11	\$ 53,660.02	\$ 87,538.56	\$ 518,552.57	\$	\$ 518,552.57
02G	Health Professions	28,789,796.13	6,498,204.13	8,866,280.04	26,421,720.22	93,443.50	26,515,163.72
02H	Business Enterprises Revolving	622,073.76	59,238.16	52,116.97	629,194.95	629,194.95
02J	Certified Public Accountants'	3,877,129.25	210,306.60	144,330.78	3,943,105.07	1,495.00	3,944,600.07
02K	Death Investigations	2,314,198.38	574,414.47	1,650,357.43	1,238,255.42	7,434.51	1,245,689.93
02M	Essential Rail Assistance	574,580.47	18,246.37	476.99	592,349.85	592,349.85
02N	Parkland Acquisition	2,192,862.00	2,192,862.00	2,192,862.00
02R	Aquatic Lands Enhancement	14,134,862.54	5,889.72	(616,675.89)	14,757,428.15	49,214.77	14,806,642.92
02W	Timber Tax Distribution	2,068,385.18	6,444,778.47	8,419,081.07	94,082.58	18,729.04	112,811.62
030	Landowner Contingency Forest Fire Suppression	(53,772.60)	1,299.20	(195,279.13)	142,805.73	6,431.00	149,236.73
039	Aeronautics	7,814,446.50	577,656.79	220,584.31	8,171,518.98	10,333.45	8,181,852.43
03B	Asbestos	1,213,294.58	38,087.70	24,212.09	1,227,170.19	22.28	1,227,192.47
03C	Emergency Medical Services and Trauma Care System Trust	9,492,136.30	703,366.65	358,235.10	9,837,267.85	84,214.50	9,921,482.35
03F	911 Account	13,190,977.09	2,339,485.24	3,745,431.31	11,785,031.02	115,057.19	11,900,088.21
03N	Business License	14,999,002.89	2,416,816.38	2,823,629.84	14,592,189.43	146,337.77	14,738,527.20
03P	Fire Service Trust	703,483.32	11,980.00	1,465.34	713,997.98	5.00	714,002.98
03R	Safe Drinking Water	4,577,700.23	1,430,734.19	275,922.35	5,732,512.07	5,732,512.07
041	Resource Management Cost	29,007,187.07	78,832.95	(662,315.96)	29,748,335.98	51,606.91	29,799,942.89
042	Charitable, Educational, Penal, and Reformatory Institutions	7,751,995.90	17,585.40	(376,317.18)	8,145,898.48	8,145,898.48
044	Waste Reduction, Recycling, and Litter Control	14,859,652.92	696,447.93	1,416,513.70	14,139,587.15	42,256.19	14,181,843.34
045	State Vehicle Parking	380,307.39	385,944.57	267,169.74	499,082.22	499,082.22
048	Marine Fuel Tax Refund	260,362.45	260,362.45	260,362.45
04E	Uniform Commercial Code	2,920,681.29	65,472.00	82,068.34	2,904,084.95	2,904,084.95
04H	Surface Mining Reclamation	2,322,091.05	420.69	(168,618.42)	2,491,130.16	2,491,130.16
04M	Recreational Fisheries Enhancement	1,055,068.92	11,533.60	238,414.30	828,188.22	29,985.86	858,174.08
04R	Drinking Water Assistance	162,021,531.19	1,211,424.30	2,668,590.58	160,564,364.91	28,716.28	160,593,081.19
04V	Vehicle License Fraud	469,116.07	8,892.98	478,009.05	478,009.05
04W	Waterworks Operator Certification	1,321,714.18	156,031.00	40,271.95	1,437,473.23	585.20	1,438,058.43
058	Public Works Assistance	73,645,262.44	1,226,431.51	5,832,446.01	69,039,247.94	604,050.48	69,643,298.42
05H	Disaster Response	(268,891,984.26)	424,585.51	18,024,648.64	(286,492,047.39)	1,010,415.60	(285,481,631.79)
05R	Drinking Water Assistance Administrative	3,993,316.72	8,436.83	55,917.32	3,945,836.23	3,945,836.23
05W	State Drought Preparedness and Response	11,309,726.40	11,309,726.40	11,309,726.40
06A	Salmon Recovery	95,707,226.73	579,217.69	95,128,009.04	95,128,009.04

RECEIPTS & DISBURSEMENTS FOR TREASURY FUNDS

		February 1, 2023		February 2023		February 28, 2023	
		Beginning Book Balance	Plus Receipts	Less Disbursements	Ending Book Balance	Outstanding Warrants	Ending Cash Balance
SPECIAL REVENUE FUNDS (Continued)							
06G	Real Estate Appraiser Commission	\$ 403,060.71	\$ 64,391.52	\$ 83,787.30	\$ 383,664.93	\$ 150.00	\$ 383,814.93
06K	Lead Paint	192,563.24	3,976.00	6,258.11	190,281.13	25.00	190,306.13
06L	Business and Professions	7,788,411.14	911,924.98	877,139.48	7,823,196.64	8,033.00	7,831,229.64
06R	Real Estate Research	866,128.26	21,133.00	218.96	887,042.30	887,042.30
06T	License Plate Technology	510,632.17	123,468.49	807,208.50	(173,107.84)	28.57	(173,079.27)
071	Warm Water Game Fish	1,379,950.87	13,017.58	103,508.52	1,289,459.93	406.58	1,289,866.51
07W	Domestic Violence Prevention	2,126,501.18	76,100.30	68,646.29	2,133,955.19	26,405.73	2,160,360.92
080	Grade Crossing Protective	93,070.81	195.80	93,266.61	93,266.61
081	State Patrol Highway	37,986,584.27	17,491,931.63	22,876,070.51	32,602,445.39	236,010.63	32,838,456.02
082	Motorcycle Safety Education	3,575,952.74	190,472.12	120,304.90	3,646,119.96	3,646,119.96
084	Building Code Council	1,388,567.50	64,542.80	116,856.71	1,336,253.59	6.50	1,336,260.09
086	Fire Service Training	(3,257,347.17)	21,247.60	(1,852,155.85)	(1,383,943.72)	17,008.50	(1,366,935.22)
087	Park Land Trust Revolving	3,073,338.08	145,808.81	218,524.85	3,000,622.04	1,741.14	3,002,363.18
08A	Education Legacy Trust	1,341,925,629.56	44,001,447.17	16,088,591.77	1,369,838,484.96	3,638,328.77	1,373,476,813.73
08H	Military Department Rental and Lease	5,200,088.45	65,989.77	21,438.58	5,244,639.64	75.00	5,244,714.64
08K	Problem Gambling	920,073.03	(13,912.50)	38,596.57	867,563.96	53.04	867,617.00
08M	Small City Pavement and Sidewalk	3,424,732.99	76,578.67	23,437.45	3,477,874.21	3,477,874.21
08R	Waste Tire Removal	5,695,070.50	178,982.05	103,556.55	5,770,496.00	10.00	5,770,506.00
094	Transportation Infrastructure	9,830,096.98	73,368.38	1,262,952.95	8,640,512.41	8,640,512.41
095	Electrical License	18,835,305.97	3,238,261.23	2,423,614.06	19,649,953.14	21,488.78	19,671,441.92
096	Highway Infrastructure	2,523,283.29	4,432.26	2,527,715.55	2,527,715.55
097	Recreational Vehicle	4,298,762.11	51,539.91	8,299.20	4,342,002.82	79.50	4,342,082.32
099	Puget Sound Capital Construction	833,309,890.71	8,073,380.98	9,092,533.83	832,290,737.86	50,576.68	832,341,314.54
09E	Freight Mobility Investment	9,199,438.40	22,686.89	62,676.66	9,159,448.63	9,159,448.63
09H	Transportation Partnership	(22,769,076.88)	34,419,667.26	5,788,796.17	5,861,794.21	59,281.78	5,921,075.99
09P	City-County Assistance	1,623,619.33	1,010,002.38	2,633,621.71	2,633,621.71
09T	Washington Main Street Trust Fund	54,888.16	54,888.16	54,888.16
102	Rural Arterial Trust	24,886,167.19	1,408,116.83	302,438.74	25,991,845.28	16,491.40	26,008,336.68
104	Limited Fish And Wildlife	13,596,640.13	641,884.96	1,516,307.38	12,722,217.71	17,201.25	12,739,418.96
106	Highway Safety	101,813,474.45	12,384,604.26	10,700,498.13	103,497,580.58	302,107.18	103,799,687.76
107	Liquor Excise Tax	6,905,405.95	2,283,420.03	103,289.74	9,085,536.24	454.82	9,085,991.06
108	Motor Vehicle	199,680,944.11	111,245,655.04	144,816,199.90	166,110,399.25	4,251,820.57	170,362,219.82
109	Puget Sound Ferry Operations	(38,286,927.58)	21,968,155.90	28,691,777.44	(45,010,549.12)	490,167.69	(44,520,381.43)
10A	Aquatic Algae Control	613,908.84	3,469.00	22,114.88	595,262.96	2.00	595,264.96

RECEIPTS & DISBURSEMENTS FOR TREASURY FUNDS

		February 1, 2023		February 2023		February 28, 2023	
		Beginning Book Balance	Plus Receipts	Less Disbursements	Ending Book Balance	Outstanding Warrants	Ending Cash Balance
SPECIAL REVENUE FUNDS (Continued)							
10B	Home Security Fund	\$ 172,775,986.08	\$ 4,600,659.72	\$ 6,840,136.25	\$ 170,536,509.55	\$ 33,638.52	\$ 170,570,148.07
10G	Water Rights Tracking System	273,883.61	273,883.61	273,883.61
110	Special Wildlife	9,324,085.83	226,638.84	169,603.87	9,381,120.80	1,589.07	9,382,709.87
111	Public Service Revolving	3,900,805.31	688,967.17	1,629,670.28	2,960,102.20	60,662.07	3,020,764.27
113	Common School Construction	8,725,971.72	(987,963.50)	(6,061,042.53)	13,799,050.75	117,010.97	13,916,061.72
116	Basic Data	0.01	0.01	0.01
119	Unemployment Compensation Administration	197,361.74	13,416,900.01	13,939,937.25	(325,675.50)	4,821,601.68	4,495,926.18
11B	Regional Mobility Grant Program	73,090,319.77	157,757.88	3,284,459.94	69,963,617.71	69,963,617.71
11E	Freight Mobility Multimodal	12,829,380.25	26,991.16	(606.40)	12,856,977.81	12,856,977.81
11H	Forest and Fish Support	8,280,718.74	31,681.63	337,010.80	7,975,389.57	7,975,389.57
11K	Washington Auto Theft Prevention Authority	1,139,545.23	205,083.78	780,461.28	564,167.73	564,167.73
120	Administrative Contingency	36,292,482.79	1,573,298.12	695,280.10	37,170,500.81	18,494.67	37,188,995.48
12C	Affordable Housing For All	43,709,121.92	1,205,776.75	3,270,760.21	41,644,138.46	81,564.64	41,725,703.10
12M	Charitable Organization Education	1,524,363.55	27,910.00	83,511.93	1,468,761.62	1,468,761.62
12T	Traumatic Brain Injury	928,143.82	100,898.54	108,569.00	920,473.36	788.00	921,261.36
134	Employment Services Administrative	48,982,559.06	3,187,226.11	5,360,650.25	46,809,134.92	147,815.08	46,956,950.00
138	Insurance Commissioner's Regulatory	25,443,172.37	65,399.83	2,736,456.02	22,772,116.18	4,439.46	22,776,555.64
144	Transportation Improvement	77,699,625.59	6,777,997.08	10,675,247.51	73,802,375.16	250.00	73,802,625.16
146	Firearms Range	1,612,590.17	37,198.68	6,798.57	1,642,990.28	1,642,990.28
14A	Wildlife Rehabilitation	466,329.62	13,244.81	24,058.03	455,516.40	225.35	455,741.75
14G	Ballast Water and Biofouling Management	37,409.21	200.00	37,209.21	37,209.21
14M	Financial Fraud & ID Theft	2,304,213.48	129,060.00	4,803.76	2,428,469.72	2,428,469.72
14R	Military Active State Service	484,631.80	2,452.52	482,179.28	518.00	482,697.28
14V	Ignition Interlock Device	1,931,770.28	387,776.00	113,404.32	2,206,141.96	63,411.41	2,269,553.37
150	Low-Income Weatherization/ Structural Rehabilitation Assistance	1,532,730.35	3,234.51	7,162.59	1,528,802.27	1,528,802.27
153	Rural Mobility Grant Program	10,342,807.74	23,029.86	2,753,374.72	7,612,462.88	7,612,462.88
154	New Motor Vehicle Arbitration	1,343,531.56	49,242.00	37,562.80	1,355,210.76	1,355,210.76
158	Aquatic Land Dredged Material Disposal Site	456,036.43	(3,105.42)	459,141.85	459,141.85
159	Parks Improvement	527,760.78	11,436.52	39,517.41	499,679.89	379.50	500,059.39
15H	Cleanup Settlement	53,854,782.24	114,457.02	537,187.63	53,432,051.63	53,432,051.63
15M	Biotoxin	478,030.14	13,680.99	105,609.66	386,101.47	3.00	386,104.47
160	Wood Stove Education and Enforcement	666,141.22	7,183.75	24,298.37	649,026.60	649,026.60
162	Farm Labor Contractor	162,806.93	1,800.00	164,606.93	164,606.93

RECEIPTS & DISBURSEMENTS FOR TREASURY FUNDS

		February 1, 2023		February 2023		February 28, 2023	
		Beginning Book Balance	Plus Receipts	Less Disbursements	Ending Book Balance	Outstanding Warrants	Ending Cash Balance
SPECIAL REVENUE FUNDS (Continued)							
167	Natural Resources Conservation Areas Stewardship	\$ 487,418.31	\$ 24.75	\$ 11,555.65	\$ 475,887.41	\$	\$ 475,887.41
16A	Judicial Stabilization Trust	106,750,479.66	357,540.71	1,543,962.79	105,564,057.58	119,633.37	105,683,690.95
16J	SR 520 Corridor	166,115,065.07	539,742.59	764,452.93	165,890,354.73	9,857.75	165,900,212.48
16M	Appraisal Management Company	880,566.69	30,873.00	11,336.01	900,103.68	900,103.68
16P	Marine Resources Stewardship Trust	15.79	0.04	15.83	15.83
16W	Hospital Safety Net Assessment	41,839,515.10	18,915,339.13	9,631,752.84	51,123,101.39	28,546.00	51,151,647.39
172	Basic Health Plan Trust	12,623,154.00	12,623,154.00	12,623,154.00
176	Water Quality Permit	27,894,626.77	586,095.21	1,763,015.65	26,717,706.33	1,746.10	26,719,452.43
17B	Home Visiting Services	12,156,617.90	1,071,548.84	2,371,108.95	10,857,057.79	112,000.00	10,969,057.79
17N	Complete Streets Grant Program	3,196,606.00	3,196,606.00	3,196,606.00
17P	SR520 Civil Penalties	7,878,127.48	13,148.46	(6,403.02)	7,897,678.96	7,897,678.96
17T	Health Benefit Exchange	7,161,563.79	87,400.80	192,396.90	7,056,567.69	7,056,567.69
17W	Limousine Carriers	76,935.88	76,935.88	76,935.88
182	Underground Storage Tank	2,305,320.27	71,420.50	7,038.84	2,369,701.93	2,369,701.93
186	County Arterial Preservation	479,303.51	1,049,996.26	1,054,926.06	474,373.71	129.02	474,502.73
18J	Capital Vessel Replacement	48,343,123.90	(31,949,857.95)	143,348.63	16,249,917.32	583.25	16,250,500.57
18L	Hydraulic Project Approval
199	Biosolids Permit	847,459.11	93,151.55	754,307.56	754,307.56
19A	Medicaid Fraud Penalty	20,752,897.85	208,572.19	269,364.56	20,692,105.48	23,621.07	20,715,726.55
19C	Forest Practice Application	211,581.27	123.73	3,030.70	208,674.30	300.00	208,974.30
19T	DOL Technology Improvement and Data Management	191,667.33	39,401.99	35,633.56	195,435.76	440.00	195,875.76
19V	Andy Hill Cancer Research Endowment Fund	46,482,708.10	563,416.28	428,771.35	46,617,353.03	46,617,353.03
200	Regional Fisheries Enhancement Salmonid Recovery	(57,730.80)	144,040.16	(201,770.96)	42.04	(201,728.92)
201	Department of Licensing Services	430,759.19	247,966.08	142,547.02	536,178.25	57.12	536,235.37
202	Medical Test Site Licensure	(677,023.06)	8,123.00	125,570.43	(794,470.49)	(794,470.49)
204	Volunteer Fire Fighters' and Reserve Officers' Administrative	4,448,613.60	9,469.49	174,503.03	4,283,580.06	52.62	4,283,632.68
207	Hazardous Waste Assistance	4,583,108.04	4,459.62	270,441.97	4,317,125.69	1,120.63	4,318,246.32
20B	Brownfield Redevelopment Trust Fund
20H	Connecting Washington	706,235,266.17	19,462,682.66	74,858,814.30	650,839,134.53	6,993,430.05	657,832,564.58
20J	Electric Vehicle	18,398,478.96	1,572,602.17	2,860,118.90	17,110,962.23	2,841,224.50	19,952,186.73
20M	Puget Sound Taxpayer Accountability	1,919,433.80	1,715.50	1,921,149.30	1,921,149.30
20N	Transportation Future Funding Program	5,947,295.51	12,511.30	5,959,806.81	5,959,806.81

RECEIPTS & DISBURSEMENTS FOR TREASURY FUNDS

	February 1, 2023		February 2023		February 28, 2023		
	Beginning Book Balance		Plus Receipts	Less Disbursements	Ending Book Balance	Outstanding Warrants	Ending Cash Balance
SPECIAL REVENUE FUNDS (Continued)							
20R Radioactive Mixed Waste	\$ 2,458,459.16	\$	1,000,000.00	\$ 922,931.68	\$ 2,535,527.48	\$ 634.42	\$ 2,536,161.90
20T PLIA Underground Storage Tank Revolving	24,429,594.08		7,011,863.16	103,192.79	31,338,264.45	114.49	31,338,378.94
215 Special Category C	35,162,132.19		690,002.93	307,653.72	35,544,481.40	500.00	35,544,981.40
216 Air Pollution Control	13,237,280.12		116,013.23	436,903.31	12,916,390.04	394.35	12,916,784.39
217 Oil Spill Prevention	9,709,265.61		126,523.93	302,114.96	9,533,674.58	508.99	9,534,183.57
218 Multimodal Transportation	316,824,535.92		19,150,791.79	11,875,206.40	324,100,121.31	915,354.87	325,015,476.18
21E Concealed Pistol License Renewal	483,802.56		14,466.48	3,072.24	495,196.80	495,196.80
21H Wastewater Treatment Plant Operator Certification	498,466.87		8,226.50	17,192.64	489,500.73	96.50	489,597.23
21M Distracted Driving Prevention	35,495.83		374.62	35,870.45	35,870.45
21S Aquatic Invasive Species Management	434,239.82		7,978.00	60,291.97	381,925.85	763.64	382,689.49
21V Construction Registration Inspection	5,744,230.13		1,067,194.01	1,191,729.60	5,619,694.54	15,331.69	5,635,026.23
222 Freshwater Aquatic Weeds	1,401,319.06		24,309.00	41,211.00	1,384,417.06	1,384,417.06
223 State Oil Spill Response	4,571,434.85		28,825.61	10,650.24	4,589,610.22	4,589,610.22
22J Abandoned Recreational Vehicle Disposal	2,325,608.24		90,993.16	143,716.65	2,272,884.75	25,616.95	2,298,501.70
22M Energy Efficiency	6,111,044.00		21,284.78	6,089,759.22	53.16	6,089,812.38
22R Internet Consumer Access
22U Secure Drug Take-Back Program	639,122.26		44,314.93	594,807.33	594,807.33
22W Public Disclosure Transparency	7,839,965.58		1,984.78	7,687.34	7,834,263.02	25.00	7,834,288.02
234 Public Works Administration	9,487,493.57		540,788.19	450,624.89	9,577,656.87	21,608.03	9,599,264.90
235 Youth Tobacco & Vapor Product Prevention	1,943,887.15		106,805.76	169,611.45	1,881,081.46	4,875.00	1,885,956.46
237 Recreation Access Pass	1,566,737.43		(120,412.93)	180.00	1,446,144.50	370.00	1,446,514.50
23G Vulnerable Roadway User Education	18,023.52		903.96	18,927.48	18,927.48
23N Model Toxics Control Capital	227,162,349.38		4,986,912.48	5,260,137.37	226,889,124.49	63,794.97	226,952,919.46
23P Model Toxics Control Operating	89,431,398.01		8,511,242.24	14,662,303.35	83,280,336.90	398,928.56	83,679,265.46
23R Model Toxics Control Stormwater	75,992,753.82		1,938,662.29	1,812,491.88	76,118,924.23	7,050.18	76,125,974.41
23S Puget Sound Gateway Facility	899,058.66		1,891.34	900,950.00	900,950.00
23T Congestion Relief Traffic Safety	124,757.22		1,039.09	125,796.31	125,796.31
23V Voluntary Cleanup	710,779.31		61,470.89	13,844.13	758,406.07	758,406.07
23W Paint Product Stewardship	16,337.54		273.93	16,063.61	16,063.61
24B Foundational Public Health Services	27,412,468.35		563,416.88	27,975,885.23	27,975,885.23
24J Workforce Education Investment	192,497,784.97		18,129,239.58	40,025,528.04	170,601,496.51	32,615.47	170,634,111.98
24K Agency Financial Transaction	2,197,841.21		647,361.23	364,948.94	2,480,253.50	291.36	2,480,544.86
24L Ambulance Transport	4,329,484.75		23,150.64	488,122.55	3,864,512.84	3,864,512.84
24N Fish, Wildlife, and Conservation	20,700,511.64		970,125.62	4,418,129.53	17,252,507.73	166,726.51	17,419,234.24

RECEIPTS & DISBURSEMENTS FOR TREASURY FUNDS

		February 1, 2023		February 2023		February 28, 2023	
		Beginning Book Balance	Plus Receipts	Less Disbursements	Ending Book Balance	Outstanding Warrants	Ending Cash Balance
SPECIAL REVENUE FUNDS (Continued)							
24P	Insurance Commissioner's Fraud	\$ 1,277,402.41	\$	\$ 164,389.01	\$ 1,113,013.40	\$ 1,779.57	\$ 1,114,792.97
24Q	Cooper Jones Active Transportation Safety	1,194,902.00	6,129.58	58,686.52	1,142,345.06	1,142,345.06
24V	Telebehavioral Health Access	719,515.79	96,065.00	518,818.68	296,762.11	296,762.11
25M	State Health Care Affordability	30,000,000.00	30,000,000.00	30,000,000.00
25N	Statewide 988 Behavioral Health Crisis Response & Suicide Prevention Line	27,542,830.92	3,798,826.88	2,276,703.07	29,064,954.73	95.29	29,065,050.02
25Q	Clean Fuels Program
25T	Refrigerant Emission Management
25U	Department of Licensing Wage Lien	317.00	317.00	317.00
25W	Driver Licensing Technology Support	23,552.07	23,552.07	23,552.07
260	University of Washington Operating Fees	123.54	123.54	123.54
262	Manufactured Home Installation Training	756,820.42	18,922.47	24,040.09	751,702.80	751,702.80
263	Community and Economic Development Fee	7,120,596.57	7,800.00	99,491.43	7,028,905.14	7,028,905.14
267	Recreation Resources	25,746,811.62	732,517.76	443,361.09	26,035,968.29	10,033.22	26,046,001.51
268	Nonhighway and Off-Road Vehicle Activities (NOVA) Program	13,050,781.66	487,526.93	167,242.07	13,371,066.52	92.75	13,371,159.27
269	Parks Renewal and Stewardship	41,848,337.68	4,512,405.00	5,676,506.18	40,684,236.50	538,823.97	41,223,060.47
26A	Carbon Emissions Reduction	29,869,200.00	29,869,200.00	29,869,200.00
26B	Climate Investment
26C	Climate Commitment
26D	Natural Climate Solutions
26E	Air Quality and Health Disparities Improvement
26M	Climate Active Transportation	10,960,296.34	23,067.15	2,238.16	10,981,125.33	10,981,125.33
26N	Climate Transit Programs	29,955,271.80	64,752.48	1,258,394.85	28,761,629.43	28,761,629.43
26P	Move Ahead WA	295,740,660.47	7,534,060.62	934,810.33	302,339,910.76	39,399.69	302,379,310.45
26Q	Move Ahead WA Flexible	13,072,873.45	1,044,516.72	184,819.67	13,932,570.50	192.53	13,932,763.03
26W	Renewable Fuels Accelerator
271	Washington State University Operating Fees
275	Central Washington University Operating Fees
277	State Agency Parking	326,902.19	20.00	520.00	326,402.19	40.00	326,442.19
27P	Price Ceiling Unit Emission Reduction Investment
285	Growth Management Planning and Environmental Review	6,541,961.42	122,174.39	122,609.05	6,541,526.76	159.04	6,541,685.80
296	Columbia River Basin Water Supply Rev Recovery	7,078,862.12	14,908.42	46,655.73	7,047,114.81	2,943.50	7,050,058.31
315	Dedicated Marijuana	237,021,704.03	37,137,056.33	6,845,258.57	267,313,501.79	53,768.08	267,367,269.87

RECEIPTS & DISBURSEMENTS FOR TREASURY FUNDS

		February 1, 2023		February 2023		February 28, 2023	
		Beginning Book Balance	Plus Receipts	Less Disbursements	Ending Book Balance	Outstanding Warrants	Ending Cash Balance
SPECIAL REVENUE FUNDS (Continued)							
319	Public Health Supplemental	\$ 2,793,475.48	\$ 9,001.47	\$ 540,035.83	\$ 2,262,441.12	\$ 48,302.78	\$ 2,310,743.90
404	State Treasurer's Service	64,877,586.52	3,418,688.62	797,177.72	67,499,097.42	3,335.33	67,502,432.75
408	Coastal Protection	2,146,097.52	95,638.63	26,001.86	2,215,734.29	2,215,734.29
441	Local Government Archives	3,170,169.43	176,153.94	355,478.99	2,990,844.38	3,125.44	2,993,969.82
500	Perpetual Surveillance and Maintenance	49,325,636.47	103,739.85	592.00	49,428,784.32	161.00	49,428,945.32
507	Oyster Reserve Land	512,768.67	1,093.58	9,640.32	504,221.93	35.79	504,257.72
511	Tacoma Narrows Toll Bridge	37,652,578.32	(8,418,550.40)	(3,677,098.00)	32,911,125.92	32,911,125.92
513	Derelict Vessel Removal	531,874.08	80,286.45	(97.34)	612,257.87	4.00	612,261.87
532	Washington Housing Trust Fund	43,119,789.75	847,133.49	2,408,605.01	41,558,318.23	742.09	41,559,060.32
535	Alaskan Way Viaduct Replacement Project	96,223,584.90	55,370.44	(1,161,981.19)	97,440,936.53	97,440,936.53
549	Election	5,645,430.32	11,898.29	29,010.57	5,628,318.04	5,628,318.04
550	Transportation 2003	42,415,275.11	(819,837.07)	18,846.83	41,576,591.21	327.65	41,576,918.86
562	Skilled Nursing Facility Safety Net Trust	4,279,291.90	3,623.49	503,931.52	3,778,983.87	1,355.00	3,780,338.87
564	Water Pollution Control Revolving Administration	7,950,029.68	219,939.65	192,406.47	7,977,562.86	56.37	7,977,619.23
565	Yakima Integrated Plan Implementation Revenue Recovery
566	Community Forest Trust	249,247.53	524.35	236.46	249,535.42	249,535.42
571	Multiuse Roadway Safety	1,164,027.32	18,694.83	1,182,722.15	1,182,722.15
595	I-405 and SR-167 Express Toll Lanes	356,907,143.40	621,799.08	(394,808.24)	357,923,750.72	13,899.00	357,937,649.72
600	Department of Retirement Systems Expense	26,789,698.86	4,458,653.58	3,840,743.21	27,407,609.23	8,427.00	27,416,036.23
689	Rural Washington Loan	1,214,946.72	2,561.77	5,604.65	1,211,903.84	1,211,903.84
727	Water Pollution Control Revolving	399,436,160.58	14,018,729.86	21,890,866.71	391,564,023.73	1,059,438.54	392,623,462.27
733	Capitol Campus Reserve
777	Prostitution Prevention and Intervention	190,642.71	600.37	191,243.08	191,243.08
785	State Educational Trust Fund	3,740,465.05	108,066.96	90.40	3,848,441.61	3,848,441.61
818	Youth Athletic Facility	43,124,827.82	90,724.28	43,215,552.10	43,215,552.10
825	Tobacco Settlement
844	Money-Purchase Retirement Savings Administrative
851	Developmental Disabilities Community Services	57,953,524.28	122,445.72	154,266.32	57,921,703.68	5,000.00	57,926,703.68
874	OASI Revolving	171,778.15	25.00	14,126.38	157,676.77	393.60	158,070.37
887	Public Facilities Construction Loan Revolving	33,788,878.64	1,737,504.11	53,007.99	35,473,374.76	1,196.31	35,474,571.07
888	Deferred Compensation Administrative	3,773,750.16	(75,630.21)	977,527.20	2,720,592.75	360.98	2,720,953.73
893	Radiation Perpetual Maintenance	364,167.71	766.10	364,933.81	364,933.81

RECEIPTS & DISBURSEMENTS FOR TREASURY FUNDS

	February 1, 2023		February 2023		February 28, 2023						
	Beginning Book Balance		Plus Receipts	Less Disbursements	Ending Book Balance	Outstanding Warrants	Ending Cash Balance				
TOTAL SPECIAL REVENUE FUNDS	\$ 7,872,401,281.93	\$	471,441,041.79	\$	574,088,104.30	\$	7,769,754,219.42	\$	30,642,874.69	\$	7,800,397,094.11
DEBT SERVICE FUNDS											
303 Highway Bond Retirement	\$ 217,950,677.51	\$	59,783,821.30	\$	114,291,761.11	\$	163,442,737.70	\$	\$	163,442,737.70
304 Ferry Bond Retirement	11,253,128.66		277,021.38		32,125.00		11,498,025.04			11,498,025.04
305 Transportation Improvement Board Bond Retirement	5,191,899.78		471,224.16		254,725.00		5,408,398.94			5,408,398.94
347 Washington State University Bond Retirement	53,361,110.57		8,140,114.84		(29,842.74)		61,531,068.15			61,531,068.15
348 University of Washington Bond Retirement	13,689,457.85		82,938.07		(510,025.36)		14,282,421.28			14,282,421.28
380 Debt-Limit General Fund Bond Retirement
381 Debt-Limit Reimbursable Bond Retirement		1,500.00		1,500.00	
382 Nondebt-Limit General Fund Bond Retirement
383 Nondebt-Limit Reimbursable Bond Retirement		4,142,100.00		4,142,100.00	
384 Nondebt-Limit Proprietary Appropriated Bond Retirement
385 Nondebt-Limit Proprietary Nonappropriated Bond Retirement
386 Nondebt-Limit Revenue Bond Retirement
389 Toll Facility Bond Retirement	17,113,007.76		4,267,090.15		(4,619,500.00)		25,999,597.91			25,999,597.91
TOTAL DEBT SERVICE FUNDS	\$ 318,559,282.13	\$	77,165,809.90	\$	113,562,843.01	\$	282,162,249.02	\$	\$	282,162,249.02
CAPITAL PROJECTS FUNDS											
01L Higher Education Construction	\$ 0.08	\$	\$	\$	0.08	\$	\$	0.08
036 Capitol Building Construction	6,105,800.88		(33,211.13)		(910,917.98)		6,983,507.73			6,983,507.73
056 State Higher Education Construction	2,508.08		5.27			2,513.35			2,513.35
057 State Building Construction	816,136,176.46		1,431,247.94		138,704,593.00		678,862,831.40		3,069,159.89		681,931,991.29
060 Community and Technical College Capital Projects	18,906,224.27		3,191,399.28		2,809,034.65		19,288,588.90			19,288,588.90
061 Eastern Washington University Capital Projects	5,436,375.02		129,040.09		146,362.43		5,419,052.68			5,419,052.68
062 Washington State University Building	14,483,231.72		7,070,103.73			21,553,335.45			21,553,335.45
063 Central Washington University Capital Projects	5,235,323.91		129,382.80		502,671.38		4,862,035.33			4,862,035.33
064 University of Washington Building	14,333,459.30		20,874.06		3,059,532.20		11,294,801.16			11,294,801.16
065 Western Washington University Capital Projects	8,533,221.74		132,538.88		476,246.83		8,189,513.79			8,189,513.79
066 The Evergreen State College Capital Projects	4,324,996.11		126,326.82		(3,084.63)		4,454,407.56			4,454,407.56
075 State Social and Health Services Construction	9,396.39			9,396.39			9,396.39
18B Columbia River Basin Tax Bond Water Supply Development	1,270,600.97		2,672.95			1,273,273.92			1,273,273.92

RECEIPTS & DISBURSEMENTS FOR TREASURY FUNDS

		February 1, 2023		February 2023		February 28, 2023	
		Beginning Book Balance	Plus Receipts	Less Disbursements	Ending Book Balance	Outstanding Warrants	Ending Cash Balance
CAPITAL PROJECTS FUNDS (Continued)							
245	Public Safety Reimbursable Bond	\$ 4.12	\$	\$	\$ 4.12	\$	\$ 4.12
246	Community and Technical College Forest Reserve	5,157,986.07	5,157,986.07	5,157,986.07
289	Thurston County Capital Facilities	6,749,074.04	314,389.08	550,289.71	6,513,173.41	31,749.14	6,544,922.55
357	Gardner-Evans Higher Education Construction	45,698.05	45,698.05	45,698.05
364	Military Department Capital	4,026,800.38	12,350.36	4,014,450.02	4,014,450.02
367	Chehalis Basin Taxable
373	Coronavirus Capital Projects	(3,082,703.55)	234,506.92	(3,317,210.47)	53.16	(3,317,157.31)
TOTAL CAPITAL PROJECTS FUNDS		\$ 907,674,174.04	\$ 12,514,769.77	\$ 145,581,584.87	\$ 774,607,358.94	\$ 3,100,962.19	\$ 777,708,321.13
PERMANENT FUNDS							
04B	Natural Resources Real Property Replacement	\$ 17,740,989.13	\$ 37,306.92	\$	\$ 17,778,296.05	\$	\$ 17,778,296.05
601	Agricultural Permanent	53,725.74	(143,319.17)	197,044.91	197,044.91
603	Millersylvania Park Trust	5,842.13	12.29	5,854.42	5,854.42
604	Normal School Permanent	149,965.01	64,779.63	85,185.38	85,185.38
605	Permanent Common School	55,700.17	(9,482.63)	65,182.80	65,182.80
606	Scientific Permanent	273,360.58	217,863.45	55,497.13	55,497.13
607	State University Permanent	187,782.45	37,100.28	150,682.17	150,682.17
TOTAL PERMANENT FUNDS		\$ 18,467,365.21	\$ 37,319.21	\$ 166,941.56	\$ 18,337,742.86	\$	\$ 18,337,742.86
ENTERPRISE FUNDS							
401	Correctional Industries	\$ 1,118,860.16	\$ 10,044,589.68	\$ 8,993,046.26	\$ 2,170,403.58	\$ 213,477.16	\$ 2,383,880.74
407	Secretary of State's Revolving	10,137,473.31	1,076,685.14	1,131,038.20	10,083,120.25	782.00	10,083,902.25
418	State Health Care Authority Administrative	1,357,963.64	1,867,530.57	1,555,090.62	1,670,403.59	1,301.07	1,671,704.66
492	School Employees' Insurance Administrative	834,689.49	1,404,387.68	1,289,111.25	949,965.92	1,209.31	951,175.23
578	Lottery Administrative	987,900.24	1,447,099.56	1,429,237.30	1,005,762.50	13,498.65	1,019,261.15
608	Accident	39,223,267.56	165,929,270.87	203,761,498.86	1,391,039.57	11,169,942.99	12,560,982.56
609	Medical Aid	32,005,706.38	118,829,753.73	148,763,548.59	2,071,911.52	6,204,636.89	8,276,548.41
610	Accident Reserve	154,378.81	79,135,414.32	79,097,779.79	192,013.34	1,167,334.70	1,359,348.04
881	Supplemental Pension	19,994,569.67	194,788,123.78	214,210,215.73	572,477.72	2,321,757.94	2,894,235.66
883	Second Injury	74,169,003.26	3,788,919.01	100,769.85	77,857,152.42	17,420.57	77,874,572.99
TOTAL ENTERPRISE FUNDS		\$ 179,983,812.52	\$ 578,311,774.34	\$ 660,331,336.45	\$ 97,964,250.41	\$ 21,111,361.28	\$ 119,075,611.69

RECEIPTS & DISBURSEMENTS FOR TREASURY FUNDS

		February 1, 2023		February 2023		February 28, 2023	
		Beginning Book Balance	Plus Receipts	Less Disbursements	Ending Book Balance	Outstanding Warrants	Ending Cash Balance
INTERNAL SERVICE FUNDS							
006	Public Records Efficiency, Preservation & Access	\$ 1,939,976.30	\$ 695,284.88	\$ 360,521.27	\$ 2,274,739.91	\$ 799.25	\$ 2,275,539.16
405	Legal Services Revolving	26,379,806.66	9,376,476.20	15,293,595.53	20,462,687.33	279,553.31	20,742,240.64
410	Transportation Equipment	35,827,400.18	981,283.30	2,480,811.14	34,327,872.34	359,000.97	34,686,873.31
415	Personnel Service	17,016,181.23	714,265.42	574,124.31	17,156,322.34	4,131.78	17,160,454.12
455	Higher Education Personnel Service	610,879.84	84,558.87	114,929.67	580,509.04	289.92	580,798.96
468	OFM Central Service	5,483,264.75	525,072.82	847,512.21	5,160,825.36	2,123.81	5,162,949.17
483	Auditing Services Revolving	(226,791.17)	495,776.67	491,036.52	(222,051.02)	484.23	(221,566.79)
484	Administrative Hearings Revolving	12,870,689.95	3,345,297.63	2,922,728.16	13,293,259.42	14,159.04	13,307,418.46
TOTAL INTERNAL SERVICE FUNDS		\$ 99,901,407.74	\$ 16,218,015.79	\$ 23,085,258.81	\$ 93,034,164.72	\$ 660,542.31	\$ 93,694,707.03
PENSION TRUST FUNDS							
614	Volunteer Firefighters' Relief and Pension Principal	\$ 2,967,213.76	\$ 115,366.57	\$ 1,232,768.97	\$ 1,849,811.36	\$ 150,162.35	\$ 1,999,973.71
615	State Patrol - Plan1	1,004,736.52	7,734,868.29	7,724,106.16	1,015,498.65	55,504.36	1,071,003.01
616	Judges' Retirement	1,442,946.78	3,050.96	19,017.41	1,426,980.33	1,426,980.33
630	State Patrol - Plan 2	504,749.58	1,783,626.34	1,778,646.17	509,729.75	509,729.75
631	Public Employees' Retirement System Plan 1	8,538,757.87	153,315,584.37	153,380,531.44	8,473,810.80	1,083,815.83	9,557,626.63
632	Teachers' Retirement System Plan 1	6,416,878.45	120,251,637.15	120,344,475.01	6,324,040.59	692,677.55	7,016,718.14
633	School Employees' Retirement System Combined Plan 2 & 3	6,824,601.81	71,187,139.81	71,213,890.33	6,797,851.29	358,237.19	7,156,088.48
635	Public Safety Employees Retirement System Plan 2	339,082.78	9,264,771.68	9,220,532.00	383,322.46	23,907.02	407,229.48
641	Public Employees' Retirement System Combined Plan 2 & 3	16,700,625.99	328,541,186.65	328,065,910.14	17,175,902.50	1,853,147.70	19,029,050.20
642	Teachers' Retirement System Combined Plan 2 and 3	22,870,266.65	207,179,800.83	210,670,635.98	19,379,431.50	394,753.45	19,774,184.95
661	Higher Ed Retirement Plan Supplemental Benefit-UW	42.69	662,913.46	662,776.69	179.46	179.46
662	Higher Ed Retirement Plan Supplemental Benefit -WSU	92,923.00	92,923.00
663	Higher Ed Retirement Plan Supplemental Benefit-EWU	7,269.64	15,099.74	14,881.43	7,487.95	7,487.95
664	Higher Ed Retirement Plan Supplemental Benefit-CWU	16,994.81	16,994.81
665	Higher Ed Retirement Plan Supplemental Benefit-TESC	4,153.74	4,153.74
667	Higher Ed Retirement Plan Supplemental Benefit-WWU	22,649.51	22,649.51

RECEIPTS & DISBURSEMENTS FOR TREASURY FUNDS

	February 1, 2023		February 2023		February 28, 2023		
	Beginning Book Balance		Plus Receipts	Less Disbursements	Ending Book Balance	Outstanding Warrants	Ending Cash Balance
PENSION TRUST FUNDS (Continued)							
668 Higher Ed Retirement Plan Supplemental Benefit -SBCTC	\$	\$ 80,373.65	\$ 80,373.65	\$	\$	\$	\$
722 Deferred Compensation Principal	5,336,655.33		61,649,320.60	59,941,727.46	7,044,248.47	532.42	7,044,780.89
729 Judicial Retirement Principal	11,191.05		19,672.26	19,634.65	11,228.66	11,228.66
819 LEOFF Plan 1 Retirement	328,139.19		33,545,622.50	31,175,423.46	2,698,338.23	1,462,870.30	4,161,208.53
829 LEOFF Plan 2 Retirement	33,895,716.09		107,962,557.65	113,463,510.67	28,394,763.07	2,068,265.51	30,463,028.58
882 Washington Judicial Retirement System	9,998,369.70		24,223.19	556,140.42	9,466,452.47	9,466,452.47
TOTAL PENSION TRUST FUNDS	\$ 117,187,243.88	\$ 1,103,473,536.76	\$ 1,109,701,703.10	\$ 110,959,077.54	\$ 8,143,873.68	\$ 119,102,951.22	
CUSTODIAL FUNDS							
01P Suspense	\$ 64,341,472.64	\$ 2,377,820,716.40	\$ 1,476,739,015.94	\$ 965,423,173.10	\$ 117,259.33	\$ 965,540,432.43	
01R Undistributed Receipts	14,290,918.23	(14,258,369.43)	32,548.80	32,548.80	
01T Local Leasehold Excise Tax	2,093,624.15	2,034,105.61	59,518.54	59,518.54	
034 Local Sales and Use Tax	
035 State Payroll Revolving	9,550,564.07	631,747,719.61	620,337,604.71	20,960,678.97	2,303,761.57	23,264,440.54	
768 Local Real Estate Excise Tax	
795 State Investment Board Commingled Monthly Bond	2,816.91	2,816.91	
865 State Investment Board Commingled Trust	19,058.89	19,058.89	
877 OASI Contribution	
TOTAL CUSTODIAL FUNDS	\$ 90,276,579.09	\$ 2,995,331,942.38	\$ 2,099,132,602.06	\$ 986,475,919.41	\$ 2,421,020.90	\$ 988,896,940.31	
TOTAL TREASURY FUNDS	\$ 17,063,395,141.31	\$ 8,174,073,847.92	\$ 9,754,149,716.30	\$ 15,483,319,272.93	\$ 144,808,061.99	\$ 15,628,127,334.92	

RECEIPTS & DISBURSEMENTS FOR TREASURER'S TRUST FUNDS

		February 1, 2023		February 2023		February 28, 2023	
		Beginning Book Balance	Plus Receipts	Less Disbursements	Ending Book Balance	Outstanding Warrants	Ending Cash Balance
GENERAL FUND							
06N	Local Tax Administration	\$	\$	\$	\$	\$	\$
07F	Commercial Fisheries Buyback
08B	Foster Care Endowed Scholarship Trust	16,639.36	35.01	16,674.37	16,674.37
08E	Individual Development Account Program	2,081.96	4.38	2,086.34	2,086.34
08N	State Financial Aid	151,563,724.32	66,642,243.69	94,298,476.51	123,907,491.50	13,800.39	123,921,291.89
08T	Transportation Innovative Partnership
11M	Poet Laureate	115.55	115.55	115.55
11R	Hospital Infection Control Grant
12L	Outdoor Education and Recreation Prog	2,647,685.60	2,647,685.60	2,647,685.60
12P	Geoduck Aquaculture Research
131	Fair	3,253,232.79	6,852.97	6,112.54	3,253,973.22	3,253,973.22
14N	Legislative Oral History	26,900.20	26,900.20	26,900.20
14P	Skeletal Human Remains Assistance	224,314.99	224,314.99	224,314.99
15B	Food Animal Vet Scholarship
15N	Business Assistance
16F	Washington State Flag
16K	Mortgage Recovery
16R	Multiagency Permitting Team	99,341.43	208.98	99,550.41	99,550.41
17R	Aerospace Training Student Loan	239,629.35	1,247.88	8,298.32	232,578.91	57.05	232,635.96
18C	Native Education Public-Private Partnership
18F	High School Completion
18G	Opportunity Scholarship Match Transfer	385,000.00	385,000.00	385,000.00
18K	24/7 Sobriety	32,932.15	398.36	33,330.51	33,330.51
18V	Science, Technology, Engineering and Math Education Lighthouse
19J	Universal Communications Services	225,615.70	8,937.06	216,678.64	216,678.64
20L	Early Start	494,262.23	494,262.23	494,262.23
21J	Gina Grant Bull Memorial Legislative Page Scholarship	55,434.66	115.35	755.95	54,794.06	54,794.06
21L	Low-Income Home Rehab Revolving Loan Program	204,980.69	531.22	205,511.91	205,511.91
21T	Suicide-Safer Homes Project	25,000.01	25,000.01	25,000.01
22A	State Agency Office Relocation Pool	4,294,186.20	4,294,186.20	4,294,186.20
22B	Highway Worker Memorial Scholarship
22S	Landlord Mitigation Program	2,532,883.09	256,183.36	(191,726.39)	2,980,792.84	26,058.58	3,006,851.42
22V	Medical Student Loan	1,247,479.24	1,247,479.24	1,247,479.24

RECEIPTS & DISBURSEMENTS FOR TREASURER'S TRUST FUNDS

		February 1, 2023		February 2023		February 28, 2023	
		Beginning Book Balance	Plus Receipts	Less Disbursements	Ending Book Balance	Outstanding Warrants	Ending Cash Balance
GENERAL FUND (Continued)							
23B	Rural Jobs Program Match Transfer	\$ 895.86	\$	\$	\$ 895.86	\$	\$ 895.86
23E	Washington History Day	100,217.36	210.82	100,428.18	100,428.18
23F	Open Educational Resources
23L	Indian Health Improvement Reinvestment	403,624.16	14,361.24	42,145.01	375,840.39	212.16	376,052.55
24A	Behavioral Health Loan Repayment Program	2,872,003.51	195,837.14	130,184.51	2,937,656.14	42,294.58	2,979,950.72
24F	Veterans Service Officer
24W	Undocumented Student Support Loan Match
25B	Unemployment Insurance Relief	30,284.75	30,284.75	30,284.75
25E	Rosa Franklin Legislative Internship Program Scholarship	433.52	(53.60)	379.92	379.92
25J	Department of Transportation Purple Heart State
25K	Department of Veterans' Affairs Purple Heart State	50.00	50.00	50.00
25L	Military Department Purple Heart State
26F	Billy Frank Jr. National Statuary Hall Collection	97,827.94	1,000.00	98,827.94	98,827.94
26T	Washington Student Loan	170,882,517.93	359,484.81	171,242,002.74	171,242,002.74
27E	Equitable Access to Credit Program
27H	Veterans & Military Members Suicide Prevention	1,960.00	90.00	2,050.00	2,050.00
27M	WA State Global War on Terror Memorial	3,150.00	500.00	3,650.00	3,650.00
290	Savings Incentive	2,802,890.54	2,802,890.54	2,802,890.54
447	Information Technology Investment Revolving	38,552,938.84	2,192,394.54	36,360,544.30	125,000.00	36,485,544.30
490	Regional Transportation Investment District
514	Agricultural Conservation Easements
534	Washington Graduate Fellowship Trust	489.80	489.80	489.80
551	Washington Youth and Families	124,634.31	124,634.31	124,634.31
552	Conservation Assistance Revolving	463,714.45	463,714.45	463,714.45
653	Washington Distinguished Professorship Trust
703	COVID-19 Unemployment
704	COVID-19 Public Health Response	464,900,109.30	16,457,964.99	20,795,827.69	460,562,246.60	1,462,197.88	462,024,444.48
708	Salary/Insurance Contribution Increase Revolving	2,881,099.58	353,939.31	2,527,160.27	2,527,160.27
743	College Faculty Awards Trust	186.14	186.14	186.14
747	Health Professional Loan Repayment & Scholarship Program	21,395,524.62	929.93	571,051.47	20,825,403.08	38,602.48	20,864,005.56
748	WA Career and College Pathways Innov Challenge	5,978,369.45	12,598.24	29,145.15	5,961,822.54	5,961,822.54
781	Cross-State Trail	473.10	473.10	473.10

RECEIPTS & DISBURSEMENTS FOR TREASURER'S TRUST FUNDS

		February 1, 2023		February 2023		February 28, 2023		
		Beginning Book Balance	Plus Receipts	Less Disbursements	Ending Book Balance	Outstanding Warrants	Ending Cash Balance	
GENERAL FUND (Continued)								
793	Health Insurance Pool	\$	\$	\$	\$	\$	\$	\$
817	Stadium and Exhibition Center Construction
835	Four Year Student Child Care in Higher Education	55,767.86	55,767.86	55,767.86
TOTAL GENERAL FUND		\$ 879,120,602.54	\$ 83,950,744.77	\$ 118,245,541.67	\$ 844,825,805.64	\$ 1,708,223.12	\$ 846,534,028.76	
SPECIAL REVENUE FUNDS								
01F	Crime Victims' Compensation	\$ 3,036,855.53	\$ 115,478.42	\$	\$ 3,152,333.95	\$	\$ 3,152,333.95	
03K	Industrial Insurance Premium Refund	7,506,928.67	23,429.10	72,453.95	7,457,903.82	147.07	7,458,050.89	
04F	Real Estate Education Program	641,639.34	3,962.83	11,382.93	634,219.24	634,219.24	
06H	Oral History, State Library, and Archives	479,110.92	300.80	20,608.03	458,803.69	458,803.69	
06J	Securities Prosecution	818,399.62	82,254.72	1,987.25	898,667.09	1,987.25	900,654.34	
07A	Mortgage Lending Fraud Prosecution	261,449.19	10,358.65	271,807.84	271,807.84	
07B	Organ and Tissue Donation Awareness	46,956.13	44,499.51	49,457.47	41,998.17	41,998.17	
07E	Contract Harvesting Revolving	2,848,691.62	6,033.29	(220,540.84)	3,075,265.75	3,075,265.75	
07J	"Helping Kids Speak"	2,795.34	1,703.34	1,701.00	2,797.68	2,797.68	
07K	Special License Plate Applicant Trust	12,206.00	12,206.00	12,206.00	
07L	Legislative International Trade	1,300.25	1,300.25	1,300.25	
07N	Produce Railcar Pool	51.42	0.11	51.53	51.53	
07T	Commemorative Works	3,519.59	7.40	3,526.99	3,526.99	
07V	Fish and Wildlife Enforcement Reward	193,445.76	12,304.57	5,109.86	200,640.47	200,640.47	
08C	Gonzaga University Alumni Association	6,130.71	3,696.01	4,155.68	5,671.04	5,671.04	
08F	Lighthouse Environmental Programs	11,472.99	6,258.02	6,386.35	11,344.66	11,344.66	
08G	Flexible Spending Administrative	2,510,494.21	72,812.00	81,076.38	2,502,229.83	2,502,229.83	
08J	Prescription Drug Consortium	44,077.85	3,749.99	47,827.84	47,827.84	
08L	"Ski & Ride Washington"	6,398.23	2,403.34	2,711.34	6,090.23	6,090.23	
08P	State Parks Education and Enhancement	292,081.49	12,726.03	10,727.45	294,080.07	294,080.07	
08V	Veterans Stewardship	1,037,294.69	49,511.16	34,941.81	1,051,864.04	162.53	1,052,026.57	
08W	"Washington's National Park Fund"	29,376.62	20,218.39	24,934.05	24,660.96	24,660.96	
098	Eastern Washington Pheasant Enhancement	255,068.46	4,782.74	13,070.53	246,780.67	21.98	246,802.65	
09A	We Love Our Pets	12,606.92	4,697.01	4,958.35	12,345.58	12,345.58	
09B	Boating Safety Education Certification	808,926.19	6,400.00	6,671.18	808,655.01	735.00	809,390.01	
09J	Washington Coastal Crab Pot Buoy Tag	200,013.96	625.00	1,791.68	198,847.28	198,847.28	
09K	Life Sciences Discovery	1,624,259.18	7,345.18	728.00	1,630,876.36	1,630,876.36	
09L	Nursing Resource Center	628,781.05	60,111.00	715.16	688,176.89	10.00	688,186.89	

RECEIPTS & DISBURSEMENTS FOR TREASURER'S TRUST FUNDS

	February 1, 2023		February 2023		February 28, 2023		
	Beginning Book Balance		Plus Receipts	Less Disbursements	Ending Book Balance	Outstanding Warrants	Ending Cash Balance
SPECIAL REVENUE FUNDS (Continued)							
10F "Share the Road"	\$ 17,018.39	\$	4,844.02	\$ 6,141.35	\$ 15,721.06	\$	\$ 15,721.06
11A Employment Training Finance	438,925.08		4,257.29		443,182.37		443,182.37
11J Electronic Products Recycling	1,164,981.06		223.00	18,456.11	1,146,747.95		1,146,747.95
11P Large On-Site Sewage Systems							
11V Veteran Estate Management	8,737.35		30,713.04	32,615.77	6,834.62	619.12	7,453.74
126 Agricultural Local	32,714,850.20		4,084,906.49	3,268,887.99	33,530,868.70	75,937.57	33,606,806.27
128 Grain Inspection Revolving	(1,892,395.28)		860,183.67	1,266,100.66	(2,298,312.27)	189.96	(2,298,122.31)
12E Assisted Living Facility Management	589,901.67			(4,710.47)	594,612.14		594,612.14
12F Manufactured/Mobile Home Dispute Resol	2,466,541.65		31,608.00	35,362.98	2,462,786.67		2,462,786.67
12G Rockfish Research	515,504.29		3,202.52	38,104.44	480,602.37	2.00	480,604.37
12H Uniformed Service Shared Leave Pool	917,250.78			(3,484.40)	920,735.18		920,735.18
12N Get Ready For Math & Science Schlarshp	268,140.28		1,013.56		269,153.84		269,153.84
133 Children's Trust	531,525.19		3,333.66	25,149.10	509,709.75	30.00	509,739.75
14E Washington State Library Operations	7,287,536.31		529,189.14	772,466.26	7,044,259.19	5,593.83	7,049,853.02
14W Reduced Cigarette Ignition Propensity	796,860.18		5,894.53	15,287.50	787,467.21	12,499.76	799,966.97
15A Transitional Housing Oper & Rent	0.41				0.41		0.41
15T Broadband Mapping							
15V Funeral and Cemetery	370,318.78		253,243.23	103,594.06	519,967.95	450.00	520,417.95
15W Guaranteed Asset Protection Waiver	19,750.00				19,750.00		19,750.00
163 Worker and Community Right to Know	4,162,654.35		58,837.99	193,367.96	4,028,124.38	86.96	4,028,211.34
169 Horse Racing Commission Operating	901,380.75		76,167.31	170,900.30	806,647.76	35,826.50	842,474.26
16B Landscape Architects' License	275,560.48		34,108.00	21,900.50	287,767.98		287,767.98
16E Spec Forest Products Outreach/Education	75,334.41				75,334.41		75,334.41
16G Universal Vaccine Purchase	7,929,755.90		5,932,158.32	5,942,233.26	7,919,680.96		7,919,680.96
16L Accessible Communities	861,615.83		14,554.11	8,365.91	867,804.03		867,804.03
16N Disabled Veterans Assistance							
16T Product Stewardship Programs	268,993.49			1,830.02	267,163.47	38,098.30	305,261.77
17L Foreclosure Fairness	1,238,015.54		243,325.00	22,440.73	1,458,899.81	2,803.16	1,461,702.97
17M Individual-Based/Portable Background Check Clearance	1,150,940.93			192,889.27	958,051.66	24.00	958,075.66
17V Volunteer Firefighters	5,198.67		2,335.66	2,095.34	5,438.99		5,438.99
180 Local Government Administrative Hearings	208,054.54			2,396.00	205,658.54		205,658.54
189 Clarke-McNary							
18A Investing In Innovation							
18E Educator Certification Processing	4,817,730.83		322,646.00	272,883.69	4,867,493.14	327.00	4,867,820.14

RECEIPTS & DISBURSEMENTS FOR TREASURER'S TRUST FUNDS

	February 1, 2023		February 2023		February 28, 2023		
	Beginning Book Balance		Plus Receipts	Less Disbursements	Ending Book Balance	Outstanding Warrants	Ending Cash Balance
SPECIAL REVENUE FUNDS (Continued)							
18M Music Matters Awareness	\$ 6,859.99	\$	4,305.01	\$ 4,984.00	\$ 6,181.00	\$	6,181.00
18N Damage Prevention	202,258.86		5,200.00	12,600.00	194,858.86	600.00	195,458.86
18R Seattle Sounders FC	5,995.99		3,580.27	3,735.45	5,840.81		5,840.81
190 Forest Fire Protection Assessment	11,603,497.57		3,949.19	(54,130.96)	11,661,577.72	35,229.53	11,696,807.25
193 State Forest Nursery Revolving	(171,965.86)		1,422.94	(120,764.78)	(49,778.14)	16,016.30	(33,761.84)
195 Energy	0.21				0.21		0.21
197 Statute Law Committee Publications	906,976.84		545.00	21,785.99	885,735.85		885,735.85
198 Access Road Revolving	7,097,691.37		4,373.30	111,624.23	6,990,440.44	16,498.74	7,006,939.18
19B School for the Blind	4,836,753.43		165,440.00	130,412.19	4,871,781.24		4,871,781.24
19E 4-H Program	476.00		420.00	588.00	308.00		308.00
19F Seattle Seahawks	49,482.64		20,028.75	24,043.25	45,468.14		45,468.14
19H Center for Deaf/Hard of Hearing Youth	2,044,144.85		78,572.27		2,122,717.12		2,122,717.12
19M Seattle University	15,082.52		361.67	504.00	14,940.19		14,940.19
19P Child Rescue	81,837.44		4,317.18		86,154.62		86,154.62
19R Residential Services and Support	90,034.51			1,934.88	88,099.63		88,099.63
19W Wolf-Livestock Conflict	261,319.55			700.00	260,619.55		260,619.55
205 Mobile Home Park Relocation	3,442,112.65		103,989.11	83,585.46	3,462,516.30	116,106.32	3,578,622.62
206 Cost of Supervision	1,082,671.88			135.00	1,082,536.88		1,082,536.88
209 Regional Fisheries Enhancement Group	1,561,589.11		102,452.78	10,845.59	1,653,196.30	493.42	1,653,689.72
20A State Flower	2,520.01		1,960.00	2,093.01	2,387.00		2,387.00
20D CPA Scholarship Transfer	125,000.00				125,000.00		125,000.00
20E WA Internet Crimes Against Children	1,168,396.09			13,950.47	1,154,445.62		1,154,445.62
20G Washington Farmers and Ranchers	312.67		392.00	196.00	508.67		508.67
20K Licensing & Enforcement System Modernization							
20P Nursing Facility Quality Enhancement	5,040,127.31				5,040,127.31		5,040,127.31
20W Washington Tennis	12,426.11		168.00		12,594.11		12,594.11
210 Fire Protection Contractor License	1,268,328.47		37,879.10	62,205.41	1,244,002.16		1,244,002.16
213 Veterans' Emblem	24,719.44		238.00		24,957.44		24,957.44
214 Temporary Worker Housing	394,628.13		23,829.00	17,714.59	400,742.54		400,742.54
219 Air Operating Permit	2,603,164.45		995,504.00	73,406.66	3,525,261.79	14.01	3,525,275.80
21A Washington State Wrestling	532.00		672.00	560.00	644.00		644.00
21C Washington Sexual Assault Kit	19,169.63		40.33		19,209.96		19,209.96
21F Fred Hutch	613.67		695.34	613.67	695.34		695.34
21G Washington State Aviation	153,807.46		2,727.67		156,535.13		156,535.13

RECEIPTS & DISBURSEMENTS FOR TREASURER'S TRUST FUNDS

		February 1, 2023		February 2023		February 28, 2023	
		Beginning Book Balance	Plus Receipts	Less Disbursements	Ending Book Balance	Outstanding Warrants	Ending Cash Balance
SPECIAL REVENUE FUNDS (Continued)							
21N	NE WA Wolf-Livestock Management	\$ 345,107.16	\$ 739.25	\$ 17,661.87	\$ 328,184.54	\$	\$ 328,184.54
21Q	Forest Health Revolving	37,595,662.20	89,684.31	9,589,117.56	28,096,228.95	68,968.26	28,165,197.21
21U	Veteran's In-State Service Shared Leave Pool	238,112.29	(586.67)	942.66	236,582.96	236,582.96
21W	K-12 Criminal Background Check	868,679.64	184,800.25	177,047.76	876,432.13	876,432.13
225	Fingerprint Identification	4,763,615.67	1,069,940.75	444,617.97	5,388,938.45	5,396.01	5,394,334.46
22G	Photovoltaic Module Recycling	360.76	360.76	360.76
22H	Foster Parent Shared Leave Pool	214,707.23	6,339.16	(30,549.47)	251,595.86	251,595.86
22K	Watershed Restoration Enhancement	601,450.00	601,450.00	601,450.00
22L	Public Use General Aviation Airport Loan Revolving	5,663,627.25	11,866.97	4,579.12	5,670,915.10	5,670,915.10
22N	Fish and Wildlife Federal Lands Revolving
22P	Natural Resources Federal Lands Revolving	9,014,996.62	21,097.55	147,805.99	8,888,288.18	8,888,288.18
22Q	Seattle Mariners	3,158.08	14.00	(56.00)	3,228.08	3,228.08
23A	Student Loan Advocate	494,476.21	20,282.10	474,194.11	474,194.11
23C	Department of Licensing Tuition Recovery	79,399.61	167.04	79,566.65	79,566.65
23D	Student Achievement Council Tuition Recovery Trust	327,134.67	690.36	327,825.03	327,825.03
23K	Smoke Detection Device Awareness	36,533.32	36,533.32	36,533.32
23M	County Road Administration Board Emergency Loan	2,547,597.69	4,994.69	2,552,592.38	2,552,592.38
24C	San Juan Islands Programs	3,857.01	3,696.01	4,221.01	3,332.01	3,332.01
24D	Seattle Storm	28.00	28.00	28.00
24E	Washington State Library-Archives Building	17,031,673.06	199,136.01	17,230,809.07	17,230,809.07
24G	Hemp Regulatory	221,187.32	1,380.11	3,330.98	219,236.45	219,236.45
24R	Energy Independence Act Special
24S	Seattle NHL Hockey	2,455.25	2,462.25	2,642.50	2,275.00	2,275.00
24T	State Firearms Background Check System	5,410,645.02	256,604.43	5,154,040.59	5,154,040.59
259	Coastal Crab	125,066.54	360.00	1,213.64	124,212.90	124,212.90
25A	Washington Apples	2,431.34	2,802.34	2,711.34	2,522.34	2,517.67	5,040.01
25R	Recycled Content	362,472.40	30,601.42	39,143.04	353,930.78	353,930.78
25S	Recycling Enhancing
25V	Washington State Attorney General Charitable Asset Protection	430,497.48	116,863.50	44,733.60	502,627.38	3,248.86	505,876.24
26G	Energy Facility Site Eval Council	(861,437.48)	248,484.96	1,006,633.63	(1,619,586.15)	50,638.96	(1,568,947.19)
26J	WA State Leadership Board Spec Lic Plate	363,970.86	11,271.48	375,242.34	375,242.34
26S	Patches Pal License Plate	8,400.00	672.00	9,072.00	9,072.00

RECEIPTS & DISBURSEMENTS FOR TREASURER'S TRUST FUNDS

	February 1, 2023		February 2023		February 28, 2023		
	Beginning Book Balance		Plus Receipts	Less Disbursements	Ending Book Balance	Outstanding Warrants	Ending Cash Balance
SPECIAL REVENUE FUNDS (Continued)							
274 Adult Family Home	\$ 555,847.97	\$	\$ 5,557.67	\$ 550,290.30	\$	\$ 550,290.30
27D Driver Resource Center	5,943,286.84		151,709.45	5,791,577.39	25,417.00	5,816,994.39
27N Washington Wine License Plate	2,072.00		868.00	2,940.00	2,940.00
27Q State OPIOID Settlement
281 Impaired Driving Safety	(410,129.46)		84,822.50	(325,306.96)	(325,306.96)
283 Juvenile Accountability Incentive	316,357.34		665.52	317,022.86	317,022.86
297 Pipeline Safety	3,258,985.34		26,347.96	189,272.05	3,096,061.25	1,046.20	3,097,107.45
298 Geologists'	177,546.35		33,105.00	29,518.69	181,132.66	810.00	181,942.66
300 Financial Services Regulation	46,836,543.25		4,588,695.41	2,712,417.92	48,712,820.74	7,339.73	48,720,160.47
320 Puget Sound Crab Pot Buoy Tag	14,222.60		173.03	14,049.57	5.00	14,054.57
328 Crim Justice Training Commis Firing Range Maintenance	213,403.00		213,403.00	213,403.00
416 Surplus and Donated Food Commodities Revolving	629,034.41		917,702.64	587,390.62	959,346.43	959,346.43
424 Anti-Trust Revolving	1,109,807.92		565,339.62	544,468.30	3,465.13	547,933.43
474 School Employees Flexible & Dependent Care Administration	19,942.47		32,110.00	34,059.24	17,993.23	17,993.23
480 Financial Education Public-Private Partnership	126,041.17		5,000.00	131,041.17	131,041.17
485 Horse Racing Owners' Bonus/Breeder Awards	96,197.66		223.74	11,633.21	84,788.19	17,007.28	101,795.47
495 Toll Collection	29,452,112.14		13,315,781.70	14,315,327.46	28,452,566.38	116,973.47	28,569,539.85
496 Educator Conditional Scholarship	4,464,953.51		69,012.65	439,229.65	4,094,736.51	9,000.00	4,103,736.51
497 Horse Racing Commission Class C Purse Fund	203,247.43		3,725.36	206,972.79	206,972.79
498 Washington State Council of Fire Fighters Benevolent	17,563.74		9,002.03	11,587.38	14,978.39	14,978.39
499 Law Enforcement Memorial	52,351.41		23,807.03	27,696.69	48,461.75	48,461.75
501 Liquor Revolving	49,519,574.53		7,103,313.84	7,538,400.13	49,084,488.24	3,703,007.02	52,787,495.26
503 Tuition Recovery	4,409,933.21		10,801.67	6,378.48	4,414,356.40	4,414,356.40
515 DNA Data Base	668,946.09		21,035.89	9,453.65	680,528.33	680,528.33
516 Fruit and Vegetable Inspection	7,619,145.74		861,565.51	1,386,748.17	7,093,963.08	2,252.35	7,096,215.43
536 Federal Food Service Revolving	1,210,336.25		4,128,865.62	4,039,518.80	1,299,683.07	120,150.52	1,419,833.59
553 Performance Audits of Government	16,788,501.56		830,721.45	1,505,179.37	16,114,043.64	902.43	16,114,946.07
561 Community Technical College Innovation	9,580,493.75		841,135.17	(130,297.01)	10,551,925.93	10,551,925.93
687 Rural Rehabilitation	40,221.68		84.61	40,306.29	40,306.29
688 Federal Local Rail Service Assistance	83,604.86		152.07	83,756.93	83,756.93
731 Child Care Facility Revolving	75,547.03		158.93	75,705.96	75,705.96
732 Nursing Home Civil Penalties	2,229,037.07		(28,667.99)	2,257,705.06	2,257,705.06

RECEIPTS & DISBURSEMENTS FOR TREASURER'S TRUST FUNDS

		February 1, 2023		February 2023		February 28, 2023	
		Beginning Book Balance	Plus Receipts	Less Disbursements	Ending Book Balance	Outstanding Warrants	Ending Cash Balance
SPECIAL REVENUE FUNDS (Continued)							
746	Hanford Area Economic Investment	\$ 43,300.80	\$	\$	\$ 43,300.80	\$	\$ 43,300.80
749	Governor's Interagency Committee of State Employed Women	133,502.90	2,230.00	2,880.97	132,851.93	132,851.93
761	Basic Health Plan Subscription	250,744.09	250,744.09	250,744.09
763	Center for the Improvement of Student Learning	35,600.68	35,600.68	35,600.68
773	Commission on Higher Ed Prof Student Ex Program	51,200.00	51,200.00	51,200.00
774	University of Washington License Plate	336,357.22	22,150.43	358,507.65	358,507.65
776	Washington State University License Plate	57,082.84	48,547.50	57,082.84	48,547.50	48,547.50
778	Western Washington University License Plate	12,667.69	942.67	13,337.36	273.00	273.00
779	Eastern Washington University License Plate	146,440.15	3,157.01	149,597.16	149,597.16
780	School Zone Safety Account	1,333,002.42	13,133.03	574.62	1,345,560.83	247.82	1,345,808.65
783	Central Washington University License Plate	12,653.70	1,369.67	14,023.37	14,023.37
784	Miscellaneous Transportation Programs	(3,607,076.41)	26,098,225.02	29,593,046.37	(7,101,897.76)	712,536.43	(6,389,361.33)
786	The Evergreen State College License Plate	31,412.40	420.00	31,832.40	31,832.40
789	Advanced Environmental Mitigation Revolving	1,202,091.12	2,200.42	1,204,291.54	1,204,291.54
816	Stadium and Exhibition Center	979,757.79	448,583.74	333,383.67	1,094,957.86	1,094,957.86
821	Impaired Physician	489,344.74	160,530.00	320,865.50	329,009.24	250.00	329,259.24
823	Livestock Nutrient Management	32,721.06	859.19	31,861.87	31,861.87
833	Developmental Disabilities Endowment Trust	4,559,292.77	566,805.26	77,889.06	5,048,208.97	5,048,208.97
834	Capitol Furnishings Preservation Committee	35,799.73	35,799.73	35,799.73
878	Federal Forest Revolving	2,520.19	5.30	2,525.49	2,525.49
880	Advance Right-of-Way Revolving	39,709,572.93	541,872.31	40,251,445.24	40,251,445.24
884	Gambling Revolving	20,954,347.67	1,367,213.82	1,242,555.88	21,079,005.61	42,361.00	21,121,366.61
885	Plumbing Certificate	1,672,159.31	119,602.97	123,158.63	1,668,603.65	83.12	1,668,686.77
892	Pressure Systems Safety	873,972.59	201,090.28	182,852.30	892,210.57	1,212.90	893,423.47
TOTAL SPECIAL REVENUE FUNDS		\$ 475,910,641.42	\$ 79,129,737.53	\$ 90,032,420.45	\$ 465,007,958.50	\$ 5,255,347.47	\$ 470,263,305.97
CAPITAL PROJECTS FUNDS							
366	Watershed Restoration Enhancement Bond	\$ 7,236,785.46	\$	\$ 194,932.33	\$ 7,041,853.13	\$ 15,964.23	\$ 7,057,817.36
377	Watershed Restoration Enhancement Taxable Bond
TOTAL CAPITAL PROJECTS FUNDS		\$ 7,236,785.46	\$	\$ 194,932.33	\$ 7,041,853.13	\$ 15,964.23	\$ 7,057,817.36

RECEIPTS & DISBURSEMENTS FOR TREASURER'S TRUST FUNDS

		February 1, 2023		February 2023		February 28, 2023	
		Beginning Book Balance	Plus Receipts	Less Disbursements	Ending Book Balance	Outstanding Warrants	Ending Cash Balance
PERMANENT FUNDS							
842	American Indian Scholarship Endowment	\$ 295,318.98	\$ 621.26	\$	\$ 295,940.24	\$	\$ 295,940.24
852	Foster Care Scholarship Endowment	3,923.31	8.25	3,931.56	3,931.56
TOTAL PERMANENT FUNDS		\$ 299,242.29	\$ 629.51	\$	\$ 299,871.80	\$	\$ 299,871.80
ENTERPRISE FUNDS							
22E	Family and Medical Leave Enforcement	\$ 421,149.16	\$ 1,782.81	\$	\$ 422,931.97	\$	\$ 422,931.97
22F	Family and Medical Leave Insurance	(60,309,745.80)	196,521,678.27	106,869,452.34	29,342,480.13	1,500,955.01	30,843,435.14
413	Municipal Revolving	3,465,752.38	2,539,501.67	3,035,198.25	2,970,055.80	3,562.86	2,973,618.66
438	Uniform Dental Plan Benefits Administration	575,101.13	552,410.00	596,625.12	530,886.01	530,886.01
439	Uniform Medical Plan Benefits Administration	4,876,481.35	5,926,654.00	5,259,406.80	5,543,728.55	5,543,728.55
442	Legislative Gift Center	181,698.25	39,936.21	18,545.25	203,089.21	2,881.56	205,970.77
445	Self-Insured Emplr Overpymt Reimb	1,041,254.19	155,893.00	1,197,147.19	43,464.79	1,240,611.98
446	Industrial Insurance Rainy Day Fund
449	Certificates of Participation and Other Financing - Local	479,535.54	2,551,206.29	2,586,242.58	444,499.25	995.00	445,494.25
456	Separately Managed State Treasurer's Service	193,407.46	18,851.13	11,856.53	200,402.06	200,402.06
470	Imaging	91,016.29	3,533.98	42,579.33	51,970.94	51,970.94
473	School Employees Insurance Reserve	52,546,408.61	2,215,541.65	54,761,950.26	54,761,950.26
475	School Employees Dental Benefits Administration	444,321.04	424,191.00	458,165.79	410,346.25	410,346.25
477	Lottery Investment
493	School Employees' Insurance	(23,073,432.79)	161,786,016.47	168,774,279.61	(30,061,695.93)	337,169.76	(29,724,526.17)
494	School Employees' Benefits Board Administration	1,470,443.60	2,000,800.00	1,967,234.59	1,504,009.01	1,504,009.01
543	Judicial Information Systems	(2,078,242.48)	1,057,546.41	2,953,967.22	(3,974,663.29)	1,808.60	(3,972,854.69)
544	Pollution Liability Insurance Program Trust	44,250,603.53	(5,490,078.75)	519,431.37	38,241,093.41	9,502.83	38,250,596.24
545	Heating Oil Pollution Liability Trust	2,051,475.69	123,375.98	212,819.59	1,962,032.08	511.39	1,962,543.47
567	Long-Term Services and Supports Trust	22,392,644.97	51,710.44	1,573,762.14	20,870,593.27	30,353.70	20,900,946.97
721	Public Employees' and Retirees' Insurance	98,130,666.98	227,477,307.89	204,879,615.51	120,728,359.36	4,344,810.67	125,073,170.03
730	Public Employees' and Retirees' Insurance Reserve	143,746,584.76	(7,796,600.94)	135,949,983.82	135,949,983.82
788	Advanced College Tuition Payment Program	6,083,893.82	9,288,178.40	10,989,277.94	4,382,794.28	1,238,263.88	5,621,058.16
TOTAL ENTERPRISE FUNDS		\$ 296,981,017.68	\$ 599,449,435.91	\$ 510,748,459.96	\$ 385,681,993.63	\$ 7,514,280.05	\$ 393,196,273.68
INTERNAL SERVICE FUNDS							
411	Natural Resources Equipment	\$ 19,802,381.74	\$ 10,993.04	\$ 362,131.39	\$ 19,451,243.39	\$ 14,612.02	\$ 19,465,855.41
421	Education Technology Revolving Fund	12,400,398.69	3,396,835.02	851,889.80	14,945,343.91	226,402.28	15,171,746.19

RECEIPTS & DISBURSEMENTS FOR TREASURER'S TRUST FUNDS

		February 1, 2023		February 2023		February 28, 2023	
		Beginning Book Balance	Plus Receipts	Less Disbursements	Ending Book Balance	Outstanding Warrants	Ending Cash Balance
INTERNAL SERVICE FUNDS (Continued)							
422	General Administration Services	\$ 49,456,431.67	\$ 23,331,473.83	\$ 15,304,624.60	\$ 57,483,280.90	\$ 511,846.33	\$ 57,995,127.23
436	OFM Labor Relations Service	3,060,617.29	641,988.12	1,054,423.91	2,648,181.50	1,166.25	2,649,347.75
444	Fish & Wildlife Equipment	179,329.63	56,080.84	69,414.54	165,995.93	1,571.77	167,567.70
453	Minority and Women's Business Enterprises	2,161,618.07	119,268.63	248,425.49	2,032,461.21	2,032,461.21
458	Consolidated Technology Services Revolving	(8,689,925.89)	15,307,606.94	12,452,809.69	(5,835,128.64)	357,803.82	(5,477,324.82)
461	Shared Information Technology System Revolving
466	Statewide Info Tech System Development Revolving	45,193,559.16	82,892.00	1,386,124.04	43,890,327.12	52,991.02	43,943,318.14
471	State Patrol Nonappropriated Airplane Revolving	69,248.27	166,910.21	29,398.60	206,759.88	11,461.38	218,221.26
472	Statewide Info Tech System Maintenance & Operations Revolving	27,674,213.89	3,041,247.30	2,734,086.13	27,981,375.06	3,437.87	27,984,812.93
546	Risk Management	(537,490.44)	453,254.14	1,144,233.08	(1,228,469.38)	(1,228,469.38)
547	Liability	30,293,770.30	1,189,362.34	7,696,213.57	23,786,919.07	4,085,857.17	27,872,776.24
739	Certificates of Participation and Other Financing - State	577,271.84	21,203,114.76	2,838,033.08	18,942,353.52	5,944.00	18,948,297.52
TOTAL INTERNAL SERVICE FUNDS		\$ 181,641,424.22	\$ 69,001,027.17	\$ 46,171,807.92	\$ 204,470,643.47	\$ 5,273,093.91	\$ 209,743,737.38
PRIVATE PURPOSE FUNDS							
196	Unclaimed Personal Property	\$ 3,648,658.77	\$ 11,986,794.77	\$ 11,835,608.54	\$ 3,799,845.00	\$ 9,338,668.71	\$ 13,138,513.71
463	WA College Savings Program	(402,408.17)	55,518.75	110,709.93	(457,599.35)	(457,599.35)
738	Department of Social and Health Services Trust	53,654.52	53,654.52	53,654.52
799	WA Achieving a Better Life Experience Program	81,829.79	161.91	81,991.70	81,991.70
TOTAL PRIVATE PURPOSE FUNDS		\$ 3,381,734.91	\$ 12,042,475.43	\$ 11,946,318.47	\$ 3,477,891.87	\$ 9,338,668.71	\$ 12,816,560.58
PENSION TRUST FUNDS							
838	LEOFF Retirement System Benefits Improvement	\$	\$	\$	\$	\$	\$
TOTAL PENSION TRUST FUNDS		\$	\$	\$	\$	\$	\$
CUSTODIAL FUNDS							
165	Salary Reduction	\$ 920,488.04	\$ 3,416,517.14	\$ 2,977,869.16	\$ 1,359,136.02	\$	\$ 1,359,136.02
16C	Real Estate/Property Tax Admin Assistance	32,752.50	32,452.50	32,752.50	32,452.50	32,452.50
17A	County 911 Excise Tax	7,150,057.68	347,303.88	6,802,753.80	6,802,753.80
525	Washington State Combined Fund Drive	1,371,689.37	350,592.20	890,571.30	831,710.27	45,763.89	877,474.16
660	Natural Resources Deposit	57,704,506.85	23,781,592.73	25,984,812.16	55,501,287.42	1,219,915.33	56,721,202.75

RECEIPTS & DISBURSEMENTS FOR TREASURER'S TRUST FUNDS

		February 1, 2023		February 2023		February 28, 2023		
		Beginning Book Balance	Plus Receipts	Less Disbursements	Ending Book Balance	Outstanding Warrants	Ending Cash Balance	
CUSTODIAL FUNDS (Continued)								
734	Centennial Document Preservation and Modernization	\$ 1,448,345.94	\$ 132,013.55	\$	\$ 1,580,359.49	\$	\$ 1,580,359.49	
737	High Occupancy Vehicle	
757	Maritime Historic Restoration and Preservation	5,397.69	389.02	5,786.71	5,786.71	
797	Local Tourism Promotion	1,370,194.01	1,033,693.68	336,500.33	336,500.33	
802	School Employees Salary Reduction	(81,736.80)	1,808,615.04	4,316,447.37	(2,589,569.13)	558.33	(2,589,010.80)	
847	Separately Managed State Agency Investment	
TOTAL CUSTODIAL FUNDS		\$ 69,921,695.28	\$ 29,522,172.18	\$ 35,583,450.05	\$ 63,860,417.41	\$ 1,266,237.55	\$ 65,126,654.96	
TOTAL TREASURER'S TRUST FUNDS		\$ 1,914,493,143.80	\$ 873,096,222.50	\$ 812,922,930.85	\$ 1,974,666,435.45	\$ 30,371,815.04	\$ 2,005,038,250.49	

INVESTMENT STATEMENT

Fund / Account	February 1, 2023	Purchased	Maturities & Sales	Amortization	February 28, 2023
Treasury & Treasurer's Trust					
Investments (trade date basis)	\$ 19,265,381,533.80	\$ 2,039,300,611.35	\$ 3,526,177,420.19	\$ 11,006,392.53	\$ 17,789,511,117.49
Reverse Repurchase Agreements
Purchased Accrued Interest	2,560,488.69	1,033,888.87	1,538,100.03	2,056,277.53
Total Treasury & Treasurer's Trust	\$ 19,267,942,022.49	\$ 2,040,334,500.22	\$ 3,527,715,520.22	\$ 11,006,392.53	\$ 17,791,567,395.02
Local Government Investment Pool					
Investments (trade date basis)	\$ 20,906,562,826.55	\$ 83,597,536,317.35	\$ 85,281,457,888.93	\$ 22,596,795.47	\$ 19,245,238,050.44
Reverse Repurchase Agreements
Purchased Accrued Interest	194,767.34	194,767.34
Total Local Government Investment Pool	\$ 20,906,562,826.55	\$ 83,597,731,084.69	\$ 85,281,457,888.93	\$ 22,596,795.47	\$ 19,245,432,817.78
Separately Managed Accounts					
Investments (trade date basis)	\$ 991,507,135.75	\$ 33,599,964.10	\$ 17,239,700.95	\$ 166,735.09	\$ 1,008,034,133.99
Purchased Accrued Interest	155,987.54	9,261.10	128,563.75	36,684.89
Total Separately Managed Accounts	\$ 991,663,123.29	\$ 33,609,225.20	\$ 17,368,264.70	\$ 166,735.09	\$ 1,008,070,818.88
Total All Accounts	\$ 41,166,167,972.33	\$ 85,671,674,810.11	\$ 88,826,541,673.85	\$ 33,769,923.09	\$ 38,045,071,031.68

INVESTMENT INTEREST INCOME & CAPITAL GAINS

Fund / Account	February 2023	February 2022	Fiscal Year 2023	Fiscal Year 2022
Treasury & Treasurer's Trust				
Cash	\$ 27,494,498.26	\$ 10,168,569.06	\$ 177,752,273.54	\$ 74,294,800.78
Custody Bank Fees	(13,463.43)	(9,674.01)	(96,295.71)	(76,144.29)
Other Bank Fees	(1,204.42)	(1,378.00)	(23,095.32)	(18,871.12)
Amortization	11,006,392.53	(2,010,934.83)	54,302,708.93	(20,701,518.72)
Accrued Interest	818,221.73	(1,669,182.96)	24,188,141.88	325,485.14
Gains and Losses	551,209.09	299,543.00	3,905,202.26
Total Treasury & Treasurer's Trust	\$ 39,304,444.67	\$ 7,028,608.35	\$ 256,423,276.32	\$ 57,728,954.05
Local Government Investment Pool				
Cash	\$ 42,617,715.02	\$ 1,846,351.05	\$ 266,271,885.37	\$ 14,498,315.26
Amortization	22,596,795.47	689,958.73	172,322,278.29	3,080,996.46
Accrued Interest	3,893,120.80	(798,263.32)	32,156,409.39	(2,178,825.79)
Gains and Losses	3,194.40	702.77	649,801.72	113,539.14
Total Local Government Investment Pool	\$ 69,110,825.69	\$ 1,738,749.23	\$ 471,400,374.77	\$ 15,514,025.07
Separately Managed Accounts				
Cash	\$ 1,240,960.50	\$ 499,556.67	\$ 9,049,351.80	\$ 4,247,257.74
Amortization	166,735.09	(107,422.43)	278,537.67	(734,570.46)
Accrued Interest	116,526.13	112,264.59	1,010,283.64	338,480.75
Gains and Losses	1,718.01	22,539.23	154,797.24
Total Separately Managed Accounts	\$ 1,524,221.72	\$ 506,116.84	\$ 10,360,712.34	\$ 4,005,965.27
Total All Accounts	\$ 109,939,492.08	\$ 9,273,474.42	\$ 738,184,363.43	\$ 77,248,944.39

**MIKE PELLICCIOTTI
STATE TREASURER
PO BOX 40200
OLYMPIA WA 98504-0200**

