



Washington State Treasurer's Monthly Report

February 2022



MIKE PELLICCIOTTI
State Treasurer

In accordance with the Americans with Disabilities Act, this publication will be made available in alternate formats upon request to the Office of the State Treasurer, Legislative Building, 2nd Floor, Olympia, Washington 98504-0200, telephone (360) 902-9000, fax (360) 902-9037 or TTY Users Call: 7-1-1. Web Site: <http://tre.wa.gov>.

Cover photo taken by Treasurer's Office staff.

TABLE OF CONTENTS

	<i>Page</i>
State Treasurer’s Letter	1
General Fund	2
Treasury, Treasurer’s Trust and Local Government Investment Pool Flow Chart	3
Treasury & Treasurer’s Trust, Treasury and Treasurer’s Trust Charts	4
General Fund and Local Government Investment Pool Charts	5
Receipts and Disbursements for Treasury Funds	6
Receipts and Disbursements for Treasurer’s Trust Funds	19
Investment Statement	29
Investment Interest Income and Capital Gains	30



Mike Pellicciotti
State Treasurer

State of Washington
Office of the Treasurer
Legislative Building
P.O. Box 40200
Olympia, WA 98504-0200

(360) 902-9000 • TTY 7-1-1
www.tre.wa.gov



Fellow Washingtonians,

I am pleased to report on the operations of the Office of the State Treasurer for the month of February 2022. At the close of the month, the total of the treasury & treasurer's trust book balances was \$12.8 billion with investment earnings distributed for the month of \$7.0 million.

Sincerely,

A handwritten signature in blue ink that reads "Mike Pellicciotti". The signature is fluid and cursive, extending across the width of the page.

Mike Pellicciotti
State Treasurer

GENERAL FUND

GENERAL FUND CURRENT MONTH AND FISCAL YEAR TO DATE COMPARISON

(In Millions)

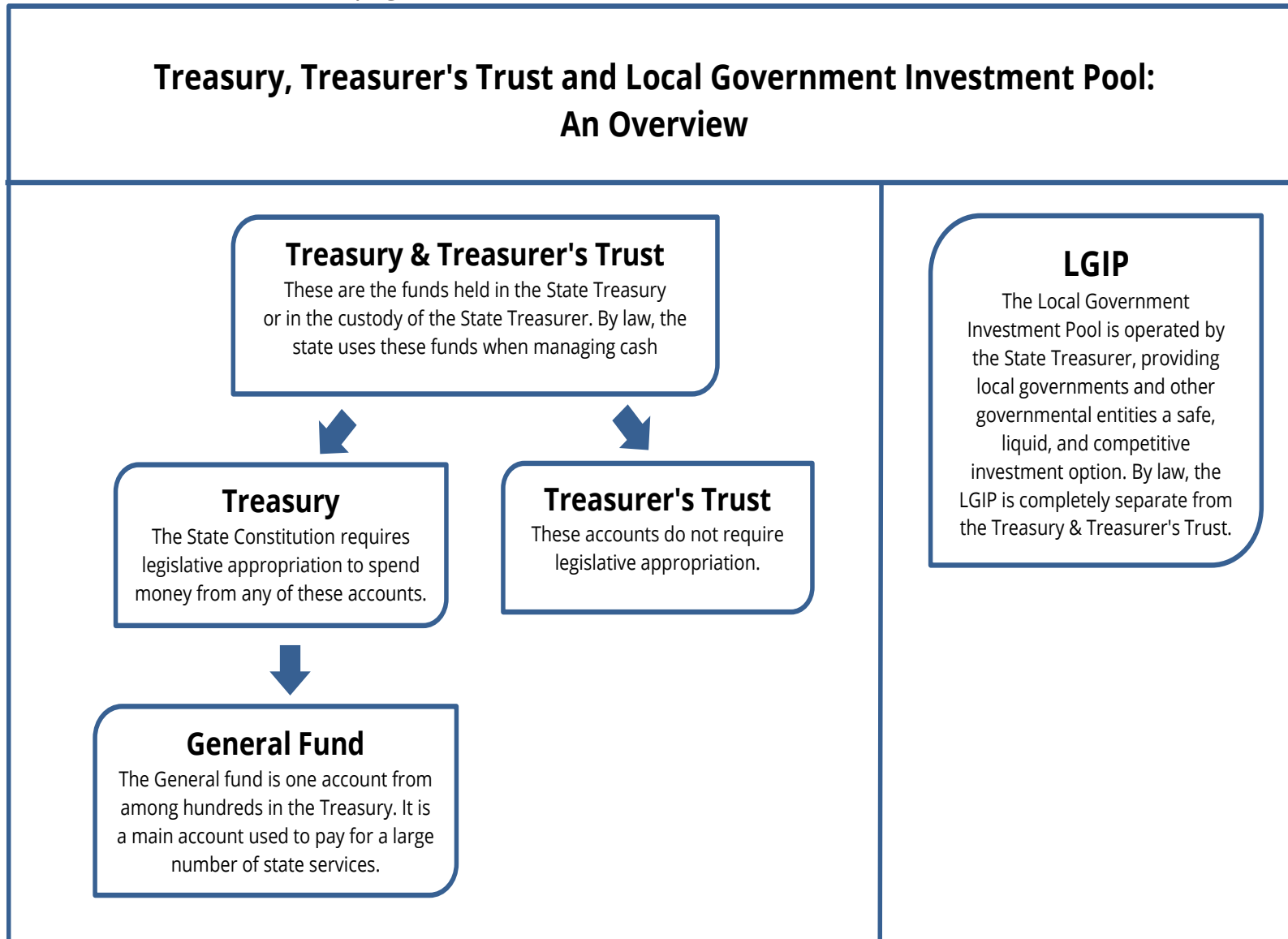
	Month of February		Fiscal Year to Date	
	2022	2021	2022	2021
Beginning Book Balance	\$ 3,195.777	\$ 156.714	\$ 4,614.636	\$ 2,427.397
Cash Revenue	3,148.626	2,799.337	29,192.700	26,786.488
Other Cash Receipts	(488.122)	(351.831)	968.357	2,141.870
Total Cash Receipts	2,660.504	2,447.506	30,161.057	28,928.358
Total Cash Disbursements	4,630.422	4,205.424	33,549.834	32,956.959
Ending Book Balance	\$ 1,225.859	\$ (1,601.204)	\$ 1,225.859	\$ (1,601.204)
Cash Revenue				
Bond Retirement & Interest	\$ 0.010	\$ (0.005)	\$ (0.269)	\$ (0.281)
Secretary of State	4.293	3.844	34.133	31.215
Department of Revenue:				
Retail Sales Tax	962.531	861.923	9,204.234	8,093.546
Business & Occupation Tax	404.681	379.161	3,652.668	3,235.851
Compensating Tax	55.562	63.386	572.109	526.756
Cigarette Tax	15.030	16.456	180.918	219.645
Public Utility Tax	48.678	40.078	313.590	247.303
Various Other Revenue	82.421	90.490	330.051	518.329
Insurance Commission	32.992	36.298	366.153	363.714
Liquor and Cannabis Board	2.184	2.325	98.464	96.667
Department of Licensing:				
Excise Tax – Other	0.012	0.013	0.107	0.118
Various Other Revenue	0.826	1.139	8.551	9.583
Department of Social & Health Services	2.068	(5.370)	30.804	22.970
Universities & Colleges	0.005	0.000	0.005	0.001
Treasurer's Transfers	1.140	0.244	(111.354)	(85.090)
Counties:				
Property Tax	11.157	13.773	2,034.993	2,112.583
Real Estate Excise Tax	143.674	92.140	1,631.838	1,094.446
Various Other Revenue	2.355	3.140	23.171	27.485
Federal Grants-In-Aid (All Agencies)	1,370.454	1,263.305	10,496.248	9,616.649
Revenues Distributed to Local Governments	(0.328)	(0.327)	(48.523)	(44.042)
Other Agencies' Cash Revenue	8.881	(62.676)	374.809	699.040
Total Cash Revenue	\$ 3,148.626	\$ 2,799.337	\$ 29,192.700	\$ 26,786.488

Source: Agency Financial Reporting System (AFRS).

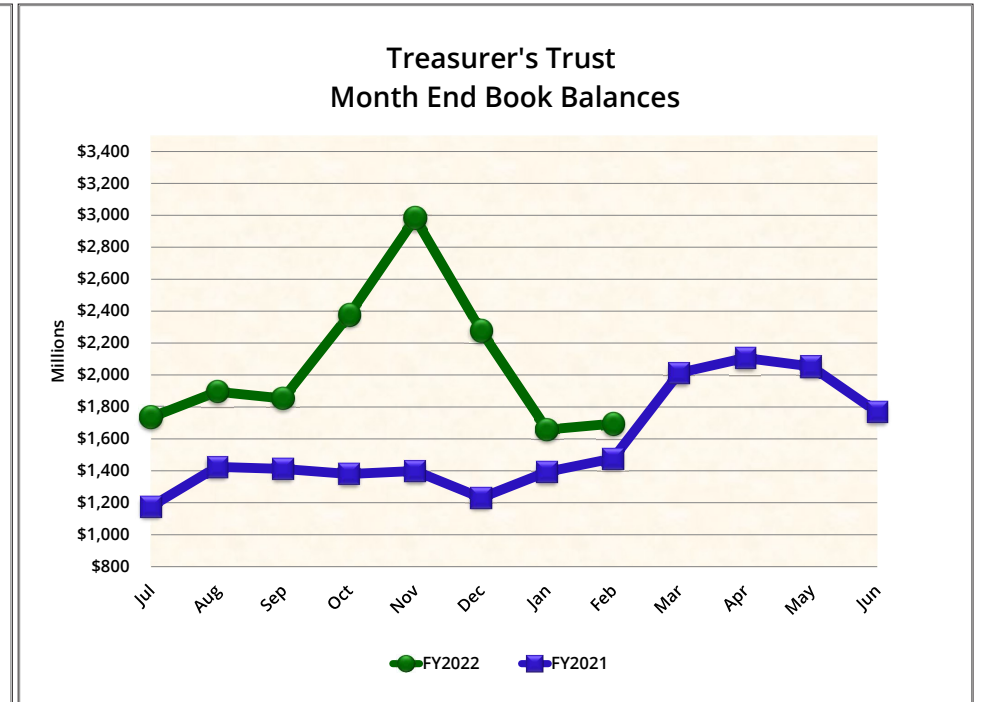
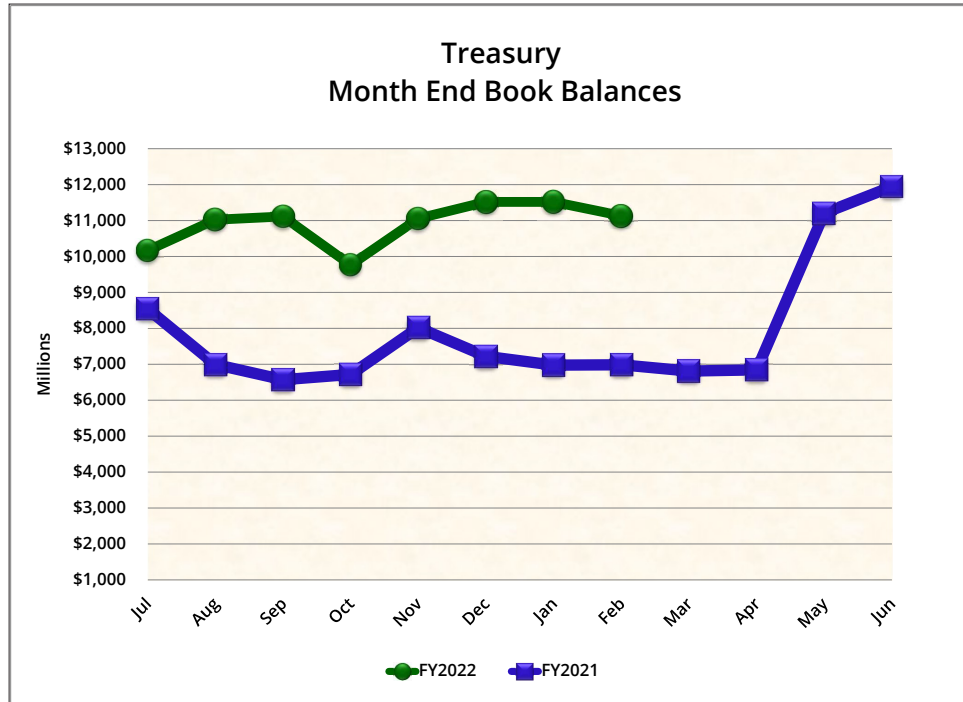
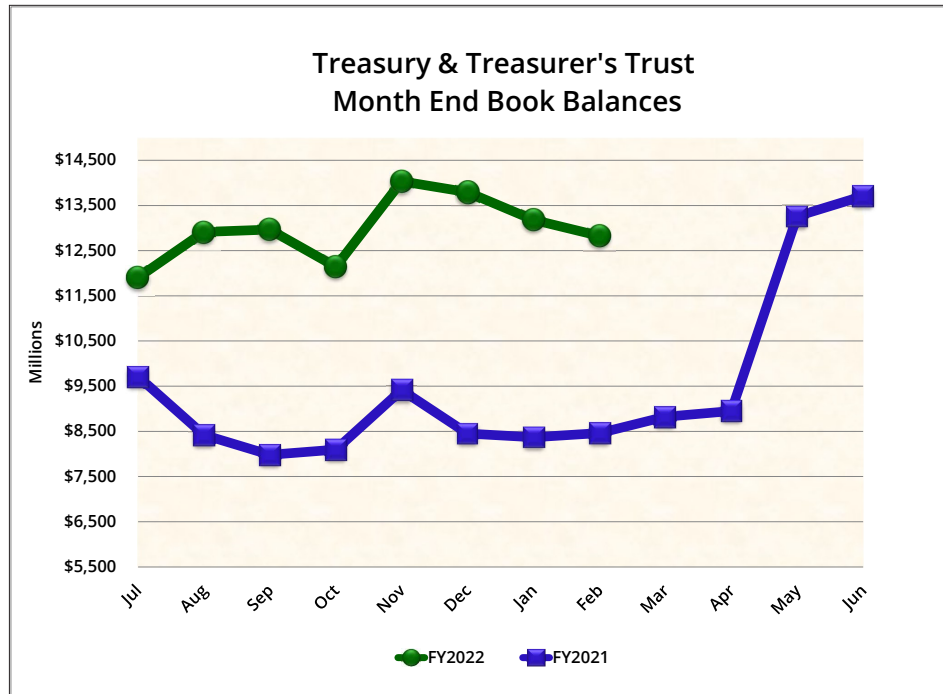
TREASURY, TREASURER'S TRUST AND LGIP FLOW CHART

The State Treasurer is charged with the cash management of public funds, which includes two categories of state funds and accounts: (1) funds and accounts located in the state treasury, which are subject to legislative appropriation; and (2) Treasurer's trust funds, which are accounts placed in the custody of the State Treasurer, and not typically subject to legislative appropriation. Funds within these accounts are comingled for investment and cash management purposes.

This flow chart describes the structure of the Treasury and Treasurer's Trust Accounts. Month end balances of these accounts are shown on pages 4 and 5.

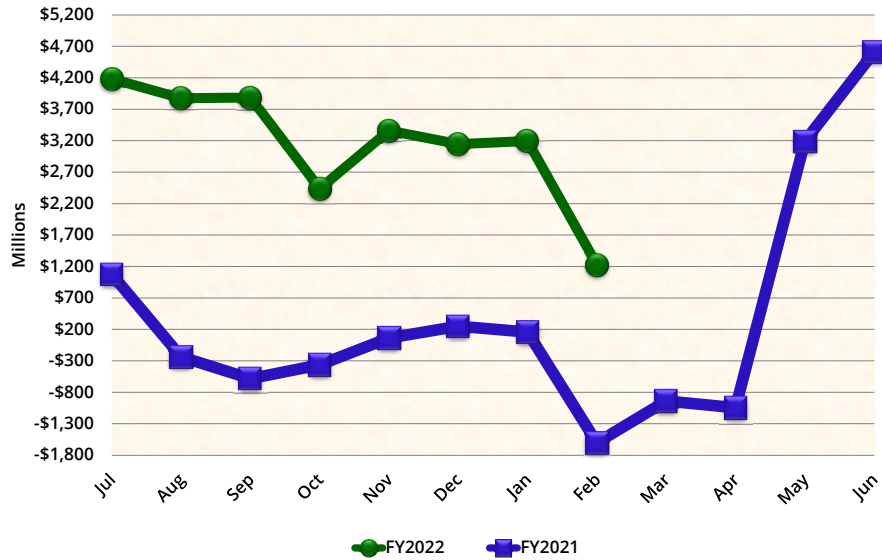


TREASURY & TREASURER'S TRUST AND TREASURY AND TREASURER'S TRUST CHART

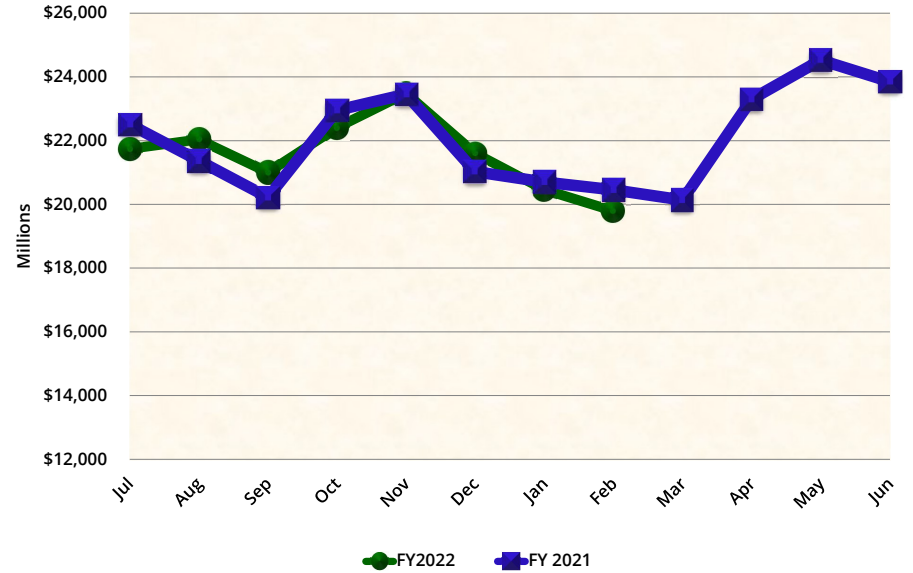


GENERAL FUND AND LOCAL GOVERNMENT INVESTMENT POOL CHARTS

General Fund Month End Book Balances

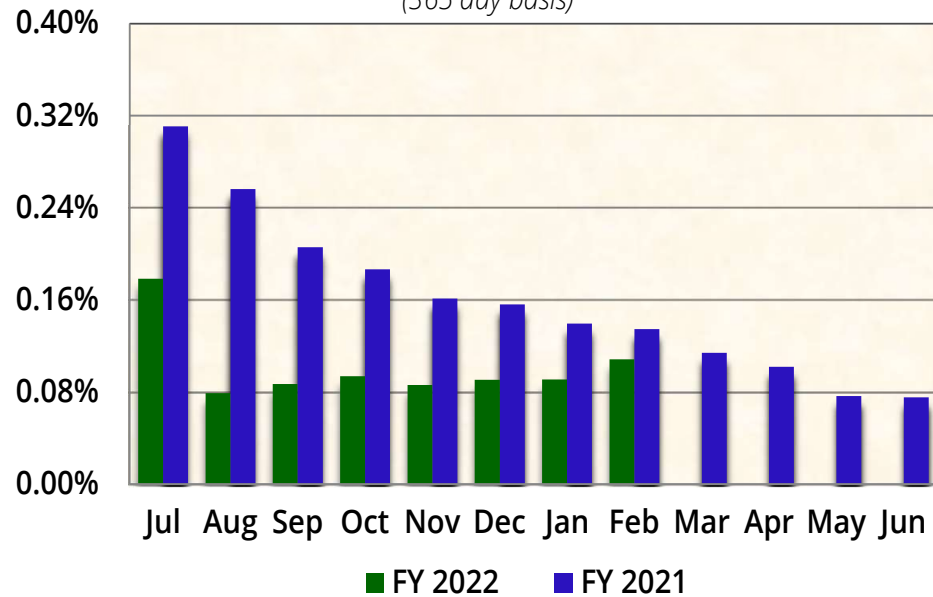


Local Government Investment Pool Month End Book Balances



LGIP Net Yield

(365 day basis)



RECEIPTS AND DISBURSEMENTS FOR TREASURY FUNDS

	February 1, 2022		February 2022		February 28, 2022						
	Beginning Book Balance		Plus Receipts	Less Disbursements	Ending Book Balance	Outstanding Warrants	Ending Cash Balance				
GENERAL FUND											
001 General	\$ 3,195,777,181.65	\$	2,660,504,068.06	\$	4,630,422,513.76	\$	1,225,858,735.95	\$	68,339,984.62	\$	1,294,198,720.57
018 Millersylvania Park Current	5,210.50				5,210.50						5,210.50
01E Geothermal	93,783.70				93,783.70						93,783.70
01N Institutional Impact	19,144.72				19,144.72						19,144.72
02P Flood Control Assistance	3,643,350.76				60,233.89		3,583,116.87				3,583,116.87
031 State Investment Board Expense	6,629,610.89		2,261,271.57		1,914,547.23		6,976,335.23				6,976,335.23
032 State Emergency Water Projects Revolving	221,616.92				221,616.92						221,616.92
03A Excess Earnings											
03L County Criminal Justice Assistance	2,733,479.53		12,841.81		158,818.47		2,587,502.87		2,767.01		2,590,269.88
03M Municipal Criminal Justice Assistance	140,329.93		1,780.95		48,315.19		93,795.69		1,230.90		95,026.59
04L Public Health Services	6.69						6.69				6.69
051 State and Local Improvements Revolving	26,744.33						26,744.33				26,744.33
055 State & Local Improve Revolving (Waste Disp Facilities, 1980)	2,639.01						2,639.01				2,639.01
05C Criminal Justice Treatment	4,468,226.07				1,227,124.11		3,241,101.96				3,241,101.96
05M Tourism Development and Promotion											
070 Outdoor Recreation	(643,995.54)		2,186,993.57		1,544,642.50		(1,644.47)		1,644.47		
072 State & Local Improve Revolving (Water Supply Facilities)	838,860.29				13,556.41		825,303.88				825,303.88
09C Farm and Forest	(418,600.97)		437,498.03		18,897.06						
09G Riparian Protection											
09R Economic Development Strategic Reserve	5,830,807.11				72,491.58		5,758,315.53				5,758,315.53
10K Veterans Innovation Program	14,382.82						14,382.82				14,382.82
10P Columbia River Basin Water Supply Development	3,677,276.39		1,269.85		79,358.12		3,599,188.12				3,599,188.12
10T Hood Canal Aquatic Rehabilitation Bond											
11F Reinvesting in Youth	5.98						5.98				5.98
11N Heritage Barn Preservation											
11W Water Quality Capital	34,227.10						34,227.10				34,227.10
125 Site Closure	35,868,500.95		70,269.59		18,286.19		35,920,484.35				35,920,484.35
12J Boating Activities											
12K Puget Sound Scientific Research											
12R Independent Youth Housing											
12W Veterans Conservation Corps											
14B Budget Stabilization	34,380,652.08		11,799.08				34,392,451.16				34,392,451.16
14C Puget Sound Recovery											
14H Community Preservation & Development Authority	508,988.38				901.56		508,086.82				508,086.82
15J Building Communities											

RECEIPTS AND DISBURSEMENTS FOR TREASURY FUNDS

	February 1, 2022		February 2022		February 28, 2022		
	Beginning Book Balance		Plus Receipts	Less Disbursements	Ending Book Balance	Outstanding Warrants	Ending Cash Balance
GENERAL FUND (Continued)							
15K Columbia River Water Delivery	\$ 16,173.66	\$	\$	\$	\$ 16,173.66	\$	\$ 16,173.66
15R Evergreen Job Training
16V Water Rights Processing	81,487.33	300.00	81,787.33	81,787.33
177 Judicial Retirement Administrative
17C Opportunity Express Account	62,171.42	62,171.42	62,171.42
17E State Efficiency and Restructuring
17F Washington Opportunity Pathways	137,680,613.80	18,468,093.44	19,160,503.58	136,988,203.66	228,874.78	137,217,078.44
17K Basic Health Plan Stabilization
18H Opportunity Expansion	326.64	326.64	326.64
19K Yakima Integrated Plan Implementation
19L Charter Schools Oversight	426,952.26	140,831.39	110,372.21	457,411.44	12,397.17	469,808.61
19N Diesel Idle Reduction
20C Yakima Integrated Plan Implementation Taxable Bond
20F Invest in Washington
21B Chehalis Basin
21D Dairy Nutrient Infrastructure
21P Sexual Assault Prevention and Response
21R DCYF Contracted Services Performance Improvement
22C Early Learning Facilities Revolving	(95.93)	125,396.88	156,337.22	(31,036.27)	30,940.42	(95.85)
22D Early Learning Facilities Development	(0.09)	288,611.40	288,611.31
22T Statewide Tourism Marketing	4,940,158.18	200,405.94	6,330.78	5,134,233.34	5,134,233.34
23H Defense Community Compatibility
23J Statewide Broadband	27,584,629.92	9,474.81	36,365.48	27,557,739.25	27,557,739.25
244 Habitat Conservation	(2,623,045.34)	2,707,552.17	84,506.83
24H Career Connected Learning
24M Climate Resiliency
24U Sustainable Farms and Fields
253 Education Construction	22,390.78	7.69	22,398.47	22,398.47
25C Elementary & Secondary School Emergency Relief III	164,240.36	39,712,999.83	40,084,514.71	(207,274.52)	6,805.28	(200,469.24)
25D Manufacturing and Warehousing Job Centers	3,375,055.34	3,375,055.34	3,375,055.34
25F Forest Resiliency	5,176,682.08	76,875.77	5,099,806.31	5,099,806.31
25G Manufacturing Cluster Acceleration	1,405,000.00	1,405,000.00	1,405,000.00
25H Fair Start for Kids
25P Wildfire Response, Forest Restoration, and Community Resilience
291 Education Savings

RECEIPTS AND DISBURSEMENTS FOR TREASURY FUNDS

	February 1, 2022		February 2022		February 28, 2022		
	Beginning Book Balance		Plus Receipts	Less Disbursements	Ending Book Balance	Outstanding Warrants	Ending Cash Balance
GENERAL FUND (Continued)							
355 State Taxable Building Construction	\$ 46,786,939.56	\$	(125,829.19)	\$ 6,207,027.73	\$ 40,454,082.64	\$ 20,307.09	\$ 40,474,389.73
359 School Constr & Skill Ctrs Bldg	45,601.27				45,601.27		45,601.27
488 Special Personnel Litigation Revolving							
489 Pension Funding Stabilization	16,024,410.11		5,676.18		16,030,086.29		16,030,086.29
548 LEOFF System Plan 2 Expense	122,997.96		125,061.65	138,073.26	109,986.35	726.55	110,712.90
702 Dedicated McCleary Penalty							
706 Coronavirus State Fiscal Recovery Fund	1,169,130,909.91		26,361.00	21,677,937.55	1,147,479,333.36	361,993.95	1,147,841,327.31
707 Washington Rescue Plan Transition	1,000,000,000.00				1,000,000,000.00		1,000,000,000.00
828 Tobacco Prevention and Control	1,010,437.35		347.15	20,136.00	990,648.50		990,648.50
830 Agricultural College Trust Management	2,070,014.08			78,504.22	1,991,509.86	440.56	1,991,950.42
TOTAL GENERAL FUND	\$ 5,707,356,479.94	\$	2,727,173,082.85	\$ 4,723,705,782.72	\$ 3,710,823,780.07	\$ 69,008,112.80	\$ 3,779,831,892.87
SPECIAL REVENUE FUNDS							
002 Hospital Data Collection	\$ 149,677.48	\$		\$ 8,532.77	\$ 141,144.71	\$	\$ 141,144.71
003 Architects' License	937,205.52		25,243.26	61,453.34	900,995.44		900,995.44
007 Winter Recreational Program	3,489,328.69		466,954.25	133,277.09	3,823,005.85	10,132.50	3,833,138.35
014 Forest Development	22,852,136.36		1,397.31	(454,085.93)	23,307,619.60	9,281.36	23,316,900.96
01B ORV & Non-Highway Vehicle Account	1,590,010.74		312,023.15	299,618.95	1,602,414.94	19.86	1,602,434.80
01M Snowmobile	4,580,644.69		216,537.80	620,921.77	4,176,260.72	200,741.00	4,377,001.72
024 Professional Engineers'	1,316,402.80		38,006.02	97,389.80	1,257,019.02	324.00	1,257,343.02
025 Pilotage	(336,228.62)		36,089.71	105,137.02	(405,275.93)		(405,275.93)
026 Real Estate Commission	3,590,023.93		130,662.75	607,340.76	3,113,345.92	499.00	3,113,844.92
027 Reclamation	5,759,925.01		117,726.15	95,166.97	5,782,484.19	1,440.00	5,783,924.19
02A Surveys and Maps	875,235.69		55,498.48	73,356.74	857,377.43	24.47	857,401.90
02G Health Professions	22,799,483.90		6,547,249.44	5,525,313.95	23,821,419.39	45,473.33	23,866,892.72
02H Business Enterprises Revolving	890,306.27		33,417.88	37,350.48	886,373.67	1,187.85	887,561.52
02J Certified Public Accountants'	3,606,366.61		257,975.00	137,716.76	3,726,624.85	331.00	3,726,955.85
02K Death Investigations	1,562,750.39		763,867.62	1,399,341.30	927,276.71	2,528.98	929,805.69
02M Essential Rail Assistance	608,321.49		13,218.12		621,539.61		621,539.61
02N Parkland Acquisition	93,641.19				93,641.19		93,641.19
02R Aquatic Lands Enhancement	8,639,856.34		822.12	(21,423.14)	8,662,101.60	35,376.77	8,697,478.37
02W Timber Tax Distribution	1,717,128.42		7,484,389.41	8,627,412.92	574,104.91	13,564.39	587,669.30
030 Landowner Contingency Forest Fire Suppression	(2,334,755.94)		11.86	1,156.64	(2,335,900.72)		(2,335,900.72)
039 Aeronautics	4,150,409.64		402,879.08	262,023.49	4,291,265.23	6,469.73	4,297,734.96
03B Asbestos	1,129,514.79		29,595.00	23,238.28	1,135,871.51	22.55	1,135,894.06
03C Emergency Medical Services and Trauma Care System Trust	12,212,334.24		636,451.25	985,735.56	11,863,049.93	2,586.50	11,865,636.43

RECEIPTS AND DISBURSEMENTS FOR TREASURY FUNDS

	February 1, 2022		February 2022		February 28, 2022		
	Beginning Book Balance		Plus Receipts	Less Disbursements	Ending Book Balance	Outstanding Warrants	Ending Cash Balance
SPECIAL REVENUE FUNDS (Continued)							
03F Enhanced 911	\$ 6,424,433.06	\$	1,786,425.56	\$ 1,771,675.01	\$ 6,439,183.61	\$ 60,966.51	\$ 6,500,150.12
03N Business License	9,908,007.50		2,916,964.57	2,404,576.73	10,420,395.34	139,124.33	10,559,519.67
03P Fire Service Trust	654,840.13		13,600.00	1,988.91	666,451.22	666,451.22
03R Safe Drinking Water	3,316,119.16		1,466,536.95	183,658.42	4,598,997.69	150.49	4,599,148.18
041 Resource Management Cost	16,003,911.45		8,472.55	(216,397.35)	16,228,781.35	11,176.68	16,239,958.03
042 Charitable, Educational, Penal, and Reformatory Institutions	3,754,979.44		1,445.58	(226,593.95)	3,983,018.97	3,983,018.97
044 Waste Reduction, Recycling, and Litter Control	12,764,017.82		557,447.29	813,266.78	12,508,198.33	17,497.82	12,525,696.15
045 State Vehicle Parking	(810,377.79)		251,342.00	280,299.16	(839,334.95)	155.57	(839,179.38)
048 Marine Fuel Tax Refund	260,504.71	260,504.71	260,504.71
04E Uniform Commercial Code	2,032,243.69		218,032.00	95,921.72	2,154,353.97	355.00	2,154,708.97
04H Surface Mining Reclamation	2,320,746.23		43.48	(154,466.26)	2,475,255.97	2,475,255.97
04M Recreational Fisheries Enhancement	1,344,078.17		14,311.07	180,532.32	1,177,856.92	89.50	1,177,946.42
04R Drinking Water Assistance	131,270,628.64		2,098,841.11	1,033,335.39	132,336,134.36	256,956.27	132,593,090.63
04V Vehicle License Fraud	422,663.42		2,107.53	424,770.95	424,770.95
04W Waterworks Operator Certification	1,015,660.23		123,254.50	20,191.93	1,118,722.80	175.74	1,118,898.54
058 Public Works Assistance	16,561,354.35		2,576,878.84	1,338,350.45	17,799,882.74	176,400.42	17,976,283.16
05H Disaster Response	(18,461,136.03)		3,671,847.84	5,090,235.29	(19,879,523.48)	3,158,747.33	(16,720,776.15)
05R Drinking Water Assistance Administrative	3,908,242.08		1,338.53	54,979.66	3,854,600.95	3,854,600.95
05W State Drought Preparedness and Response	2,288,433.53		185.37	2,288,618.90	2,288,618.90
06A Salmon Recovery	27,893.34	27,893.34	27,893.34
06G Real Estate Appraiser Commission	678,470.79		20,627.66	104,251.28	594,847.17	594,847.17
06K Lead Paint	187,090.34		3,050.00	10,974.24	179,166.10	25.00	179,191.10
06L Business and Professions	6,867,246.83		335,413.86	1,053,083.82	6,149,576.87	4,381.00	6,153,957.87
06R Real Estate Research	860,722.47		4,420.00	145.00	864,997.47	864,997.47
06T License Plate Technology	1,341,532.98		119,786.53	(356.24)	1,461,675.75	18.05	1,461,693.80
071 Warm Water Game Fish	1,344,199.58		13,065.43	81,634.31	1,275,630.70	232.69	1,275,863.39
07W Domestic Violence Prevention	2,088,191.08		79,044.95	3,312.90	2,163,923.13	2,163,923.13
080 Grade Crossing Protective	207,262.01		71.13	7,375.41	199,957.73	199,957.73
081 State Patrol Highway	19,348,418.30		17,914,425.75	19,911,294.23	17,351,549.82	299,099.26	17,650,649.08
082 Motorcycle Safety Education	2,897,722.51		233,936.95	108,976.86	3,022,682.60	30.00	3,022,712.60
084 Building Code Council	1,128,016.04		54,951.11	59,522.76	1,123,444.39	1,123,444.39
086 Fire Service Training	(529,157.81)		15,783.15	443,841.43	(957,216.09)	8,136.90	(949,079.19)
087 Park Land Trust Revolving	3,473,084.10		137,269.39	175,746.88	3,434,606.61	19,070.50	3,453,677.11
08A Education Legacy Trust	816,402,314.26		63,596,346.83	14,467,035.79	865,531,625.30	435,722.90	865,967,348.20
08H Military Department Rental and Lease	4,836,860.36		46,786.48	26,797.44	4,856,849.40	4,856,849.40

RECEIPTS AND DISBURSEMENTS FOR TREASURY FUNDS

	February 1, 2022		February 2022		February 28, 2022		
	Beginning Book Balance		Plus Receipts	Less Disbursements	Ending Book Balance	Outstanding Warrants	Ending Cash Balance
SPECIAL REVENUE FUNDS (Continued)							
08K Problem Gambling	\$ 1,202,700.13	\$	(1,852.89)	\$ 417,801.16	\$ 783,046.08	\$	\$ 783,046.08
08M Small City Pavement and Sidewalk	960,513.27		79,073.95	60,496.80	979,090.42	979,090.42
08R Waste Tire Removal	2,818,589.48		225,480.87	6,801.77	3,037,268.58	3,037,268.58
094 Transportation Infrastructure	6,075,189.84		54,771.27	1,094.00	6,128,867.11	6,128,867.11
095 Electrical License	13,952,216.87		2,865,475.85	2,297,634.15	14,520,058.57	18,046.77	14,538,105.34
096 Highway Infrastructure	2,069,120.85		710.10	2,069,830.95	2,069,830.95
097 Recreational Vehicle	3,618,787.05		43,215.00	13,963.52	3,648,038.53	3,648,038.53
099 Puget Sound Capital Construction	1,320,926.23		2,745,442.44	13,157,099.16	(9,090,730.49)	61,613.08	(9,029,117.41)
09E Freight Mobility Investment	10,153,366.06		3,498.37	46,309.56	10,110,554.87	2,153.67	10,112,708.54
09H Transportation Partnership	(1,979,824.63)		(3,788,101.74)	5,181,188.00	(10,949,114.37)	8,753.87	(10,940,360.50)
09P City-County Assistance	3,586,905.34		2,122,440.85	5,709,346.19	5,709,346.19
09T Washington Main Street Trust Fund	52,138.16		52,138.16	52,138.16
102 Rural Arterial Trust	17,250,152.21		1,557,239.73	3,007,095.77	15,800,296.17	10,796.08	15,811,092.25
104 Limited Fish And Wildlife	12,037,763.68		611,471.73	893,028.54	11,756,206.87	14,157.92	11,770,364.79
106 Highway Safety	60,719,736.84		13,250,799.74	8,220,804.93	65,749,731.65	478,192.43	66,227,924.08
107 Liquor Excise Tax	6,978,418.66		1,076,479.34	91,831.10	7,963,066.90	7,963,066.90
108 Motor Vehicle	460,353,655.36		88,721,192.99	129,409,851.70	419,664,996.65	3,100,435.16	422,765,431.81
109 Puget Sound Ferry Operations	2,365,279.38		12,487,887.29	24,271,303.86	(9,418,137.19)	507,570.23	(8,910,566.96)
10A Aquatic Algae Control	523,504.72		3,747.00	10,630.12	516,621.60	516,621.60
10B Home Security Fund	114,640,779.20		9,928,558.31	4,292,618.45	120,276,719.06	18,760.00	120,295,479.06
10G Water Rights Tracking System	162,203.93		125,589.88	287,793.81	287,793.81
110 Special Wildlife	6,856,707.00		32,460.44	105,344.84	6,783,822.60	712.96	6,784,535.56
111 Public Service Revolving	4,469,016.38		27,271.96	1,775,621.35	2,720,666.99	181,971.36	2,902,638.35
113 Common School Construction	46,983,051.79		(1,153,519.42)	(2,627,135.67)	48,456,668.04	1,710.44	48,458,378.48
116 Basic Data	7,709.01		7,709.01	7,709.01
119 Unemployment Compensation Administration	41,917.20		18,166,291.24	18,188,379.71	19,828.73	14,326,259.08	14,346,087.81
11B Regional Mobility Grant Program	58,551,179.60		20,215.34	2,585,520.00	55,985,874.94	1,935,076.00	57,920,950.94
11E Freight Mobility Multimodal	8,259,085.64		2,834.74	7,844.10	8,254,076.28	8,254,076.28
11H Forest and Fish Support	5,745,618.25		207,179.93	82,606.14	5,870,192.04	5,870,192.04
11K Washington Auto Theft Prevention Authority	(459,886.82)		183,181.03	170,083.58	(446,789.37)	141.28	(446,648.09)
120 Administrative Contingency	23,539,062.23		343,073.95	664,985.08	23,217,151.10	463.15	23,217,614.25
12C Affordable Housing For All	30,782,022.08		2,529,387.71	2,165,204.82	31,146,204.97	31,146,204.97
12M Charitable Organization Education	1,643,907.44		25,990.00	1,669,897.44	1,669,897.44
12T Traumatic Brain Injury	1,386,594.66		83,962.96	75,693.52	1,394,864.10	1,394,864.10
134 Employment Services Administrative	38,015,696.14		2,529,999.05	1,198,285.53	39,347,409.66	2,584.28	39,349,993.94

RECEIPTS AND DISBURSEMENTS FOR TREASURY FUNDS

	February 1, 2022		February 2022		February 28, 2022		
	Beginning Book Balance		Plus Receipts	Less Disbursements	Ending Book Balance	Outstanding Warrants	Ending Cash Balance
SPECIAL REVENUE FUNDS (Continued)							
138 Insurance Commissioner's Regulatory	\$ 23,635,995.54	\$	15,203.50	\$ 2,478,938.23	\$ 21,172,260.81	\$ 12,266.15	\$ 21,184,526.96
144 Transportation Improvement	33,884,937.24		7,640,784.62	6,271,520.56	35,254,201.30	22.65	35,254,223.95
146 Firearms Range	1,871,728.03		26,835.84	1,898,563.87	1,898,563.87
14A Wildlife Rehabilitation	541,635.59		11,678.54	8,573.40	544,740.73	288.54	545,029.27
14G Ballast Water and Biofouling Management	38,356.87	38,356.87	38,356.87
14M Financial Fraud & ID Theft	1,927,318.04	77,858.24	1,849,459.80	1,849,459.80
14R Military Active State Service	481,000.51	32,460.49	448,540.02	448,540.02
14V Ignition Interlock Device	693,378.19		401,794.99	362,969.61	732,203.57	78,642.02	810,845.59
150 Low-Income Weatherization/ Structural Rehabilitation Assistance	1,520,790.51		526.11	4,051.37	1,517,265.25	1,517,265.25
153 Rural Mobility Grant Program	8,358,377.60		3,042.57	797,932.19	7,563,487.98	115,787.78	7,679,275.76
154 New Motor Vehicle Arbitration	1,226,705.38		48,948.00	49,451.35	1,226,202.03	1,226,202.03
158 Aquatic Land Dredged Material Disposal Site	418,212.02		3.95	418,215.97	418,215.97
159 Parks Improvement	726,536.90		13,124.77	34,658.99	705,002.68	3,485.00	708,487.68
15H Cleanup Settlement	58,128,081.78		184,854.10	751,868.09	57,561,067.79	13,399.68	57,574,467.47
15M Biotoxin	417,206.89		21,942.50	71,345.81	367,803.58	3,482.08	371,285.66
160 Wood Stove Education and Enforcement	665,379.80		11,906.81	24,237.73	653,048.88	1,318.54	654,367.42
162 Farm Labor Contractor	150,997.23		1,905.00	152,902.23	152,902.23
167 Natural Resources Conservation Areas Stewardship	525,109.80		7.91	213.76	524,903.95	524,903.95
16A Judicial Stabilization Trust	2,318,258.16		344,398.33	647.50	2,662,008.99	400.00	2,662,408.99
16J SR 520 Corridor	101,053,513.72		(4,201,637.77)	(2,475,995.66)	99,327,871.61	78,057.58	99,405,929.19
16M Appraisal Management Company	455,062.89	20,415.88	434,647.01	434,647.01
16P Marine Resources Stewardship Trust	24,859.38		8.53	24,867.91	24,867.91
16W Hospital Safety Net Assessment	74,090,765.19		11,540,396.44	18,777,898.03	66,853,263.60	38,940.00	66,892,203.60
172 Basic Health Plan Trust	8,781,699.00	8,781,699.00	8,781,699.00
176 Water Quality Permit	24,269,225.99		1,005,572.88	1,254,669.55	24,020,129.32	18,313.09	24,038,442.41
17B Home Visiting Services	9,370,501.41		1,137,312.70	855,767.76	9,652,046.35	84.00	9,652,130.35
17N Complete Streets Grant Program	3,724,964.00	3,724,964.00	3,724,964.00
17P SR520 Civil Penalties	6,446,005.26		2,207.32	(478,536.67)	6,926,749.25	6,926,749.25
17T Health Benefit Exchange	17,144,095.22		60,912.72	795,716.83	16,409,291.11	16,409,291.11
17W Limousine Carriers	76,077.56	76,077.56	76,077.56
182 Underground Storage Tank	2,510,390.74		64,693.21	110,437.66	2,464,646.29	89.55	2,464,735.84
186 County Arterial Preservation	1,001,816.33		1,192,841.03	1,223,915.13	970,742.23	410.36	971,152.59
18J Capital Vessel Replacement	39,634,376.86		2,039,832.62	151,284.82	41,522,924.66	330.83	41,523,255.49
18L Hydraulic Project Approval
199 Biosolids Permit	758,379.72		470,114.80	66,428.15	1,162,066.37	1,162,066.37

RECEIPTS AND DISBURSEMENTS FOR TREASURY FUNDS

	February 1, 2022		February 2022		February 28, 2022		
	Beginning Book Balance		Plus Receipts	Less Disbursements	Ending Book Balance	Outstanding Warrants	Ending Cash Balance
SPECIAL REVENUE FUNDS (Continued)							
19A Medicaid Fraud Penalty	\$ 5,103,592.42	\$	209,265.15	\$ 149,685.01	\$ 5,163,172.56	\$ 1,375.00	\$ 5,164,547.56
19C Forest Practice Application	159,685.82		23.72	(10,407.71)	170,117.25	100.00	170,217.25
19T DOL Technology Improvement and Data Management	791,409.58		16,425.24	31,121.32	776,713.50	776,713.50
19V Andy Hill Cancer Research Endowment Fund	15,395,147.70		139,851.46	340,913.56	15,194,085.60	340,410.51	15,534,496.11
200 Regional Fisheries Enhancement Salmonid Recovery	(16,357.93)	49,169.56	(65,527.49)	(65,527.49)
201 Department of Licensing Services	3,749,957.90		240,901.49	228,238.66	3,762,620.73	36.08	3,762,656.81
202 Medical Test Site Licensure	827,188.27		35,833.00	78,259.53	784,761.74	784,761.74
204 Volunteer Fire Fighters' and Reserve Officers' Administrative	2,560,085.76		890.69	35,993.69	2,524,982.76	865.69	2,525,848.45
207 Hazardous Waste Assistance	4,122,953.42		3,126.00	154,132.55	3,971,946.87	5,866.97	3,977,813.84
20B Brownfield Redevelopment Trust Fund
20H Connecting Washington	356,431,749.80		24,592,603.14	51,337,241.33	329,687,111.61	2,166,137.07	331,853,248.68
20J Electric Vehicle	12,724,266.80		1,100,180.74	27,555.74	13,796,891.80	150.00	13,797,041.80
20M Puget Sound Taxpayer Accountability	2,556,970.66		315.55	2,557,286.21	2,557,286.21
20N Transportation Future Funding Program	5,844,405.69		1,995.39	5,846,401.08	5,846,401.08
20R Radioactive Mixed Waste	1,370,939.04		100,000.00	717,677.25	753,261.79	3,707.20	756,968.99
20T PLIA Underground Storage Tank Revolving	17,755,271.79		9,234.13	55,752.77	17,708,753.15	4.26	17,708,757.41
215 Special Category C	15,034,560.43		502,204.48	2,072,922.97	13,463,841.94	72,111.66	13,535,953.60
216 Air Pollution Control	15,145,037.87		161,767.80	96,295.42	15,210,510.25	3,079.00	15,213,589.25
217 Oil Spill Prevention	8,327,519.98		226,261.13	221,543.03	8,332,238.08	569.24	8,332,807.32
218 Multimodal Transportation	310,722,193.62		12,552,923.00	8,282,886.13	314,992,230.49	160,016.67	315,152,247.16
21E Concealed Pistol License Renewal	371,295.57		10,436.16	604.00	381,127.73	381,127.73
21H Wastewater Treatment Plant Operator Certification	534,116.75		5,959.50	12,129.37	527,946.88	527,946.88
21M Distracted Driving Prevention	29,212.98		459.78	29,672.76	29,672.76
21S Aquatic Invasive Species Management	196,640.70		8,474.00	63,854.96	141,259.74	260.66	141,520.40
21V Construction Registration Inspection	4,837,706.75		1,104,758.48	1,057,264.26	4,885,200.97	14,887.34	4,900,088.31
222 Freshwater Aquatic Weeds	1,180,057.63		23,775.00	18,073.22	1,185,759.41	3.00	1,185,762.41
223 State Oil Spill Response	4,013,883.57		74,630.85	89,843.51	3,998,670.91	3,998,670.91
22J Abandoned Recreational Vehicle Disposal	2,098,395.54		85,523.41	46,449.55	2,137,469.40	13,717.00	2,151,186.40
22M Energy Efficiency	8,063,419.99		18,575.12	8,044,844.87	8,044,844.87
22R Internet Consumer Access
22U Secure Drug Take-Back Program	835,136.14		19,906.71	815,229.43	815,229.43
22W Public Disclosure Transparency	1,613,802.69		6,519.42	36,422.26	1,583,899.85	350.00	1,584,249.85
234 Public Works Administration	8,496,971.79		447,396.19	420,444.42	8,523,923.56	7,438.68	8,531,362.24
235 Youth Tobacco & Vapor Product Prevention	1,436,347.14		116,625.83	53,811.60	1,499,161.37	1,960.00	1,501,121.37
237 Recreation Access Pass	1,488,562.96		116,580.72	270.00	1,604,873.68	300.00	1,605,173.68

RECEIPTS AND DISBURSEMENTS FOR TREASURY FUNDS

	February 1, 2022		February 2022		February 28, 2022		
	Beginning Book Balance		Plus Receipts	Less Disbursements	Ending Book Balance	Outstanding Warrants	Ending Cash Balance
SPECIAL REVENUE FUNDS (Continued)							
23G Vulnerable Roadway User Education	\$ 10,308.82	\$	274.71	\$	\$ 10,583.53	\$	\$ 10,583.53
23N Model Toxics Control Capital	170,386,064.16		2,484,684.34	1,647,163.38	171,223,585.12	320,951.66	171,544,536.78
23P Model Toxics Control Operating	71,000,528.48		4,739,663.33	13,536,649.18	62,203,542.63	101,078.36	62,304,620.99
23R Model Toxics Control Stormwater	60,079,141.46		930,250.31	2,292,116.20	58,717,275.57	954.69	58,718,230.26
23S Puget Sound Gateway Facility	8,353,321.19		2,866.77	8,356,187.96	8,356,187.96
23T Congestion Relief Traffic Safety	97,784.02		766.56	98,550.58	98,550.58
23V Voluntary Cleanup	404,332.39		9,133.85	413,466.24	413,466.24
23W Paint Product Stewardship	6,375.61		6,375.61	6,375.61
24B Foundational Public Health Services	15,066,590.70		139,851.97	15,206,442.67	15,206,442.67
24J Workforce Education Investment	119,675,301.21		16,787,424.94	21,927,826.32	114,534,899.83	44,815.41	114,579,715.24
24K Agency Financial Transaction	6,498,295.26		662,267.83	95,307.43	7,065,255.66	3.00	7,065,258.66
24L Ambulance Transport	5,715,416.38		2,221.12	5,717,637.50	5,717,637.50
24N Fish, Wildlife, and Conservation	11,923,768.77		619,519.83	3,059,712.22	9,483,576.38	70,879.85	9,554,456.23
24P Insurance Commissioner's Fraud	1,235,719.69		159,947.69	1,075,772.00	17,823.51	1,093,595.51
24Q Cooper Jones Active Transportation Safety	646,937.00		62,091.00	709,028.00	709,028.00
24V Telebehavioral Health Access	678,800.19		302,008.39	618,558.08	362,250.50	362,250.50
25M State Health Care Affordability
25N Statewide 988 Behavioral Health Crisis Response & Suicide Prevention Line	6,617,163.15		1,741,383.75	34,065.06	8,324,481.84	8,324,481.84
25Q Clean Fuels Program
25T Refrigerant Emission Management
25U Department of Licensing Wage Lien		52.00	52.00	52.00
25W Driver Licensing Technology Support	(50,169.00)		9,710.00	(59,879.00)	(59,879.00)
260 University of Washington Operating Fees	123.54		123.54	123.54
262 Manufactured Home Installation Training	662,129.01		18,750.10	21,550.26	659,328.85	659,328.85
263 Community and Economic Development Fee	6,567,546.08		123,600.00	28,820.27	6,662,325.81	35.84	6,662,361.65
267 Recreation Resources	25,021,280.50		776,315.11	697,747.79	25,099,847.82	16,875.90	25,116,723.72
268 Nonhighway and Off-Road Vehicle Activities (NOVA) Program	11,418,454.38		541,284.36	1,008,302.30	10,951,436.44	27,781.08	10,979,217.52
269 Parks Renewal and Stewardship	43,106,814.09		5,570,743.70	4,900,281.16	43,777,276.63	567,736.57	44,345,013.20
26A Carbon Emissions Reduction
26B Climate Investment
26C Climate Commitment
26D Natural Climate Solutions
26E Air Quality and Health Disparities Improvement
271 Washington State University Operating Fees
275 Central Washington University Operating Fees

RECEIPTS AND DISBURSEMENTS FOR TREASURY FUNDS

	February 1, 2022		February 2022		February 28, 2022		
	Beginning Book Balance		Plus Receipts	Less Disbursements	Ending Book Balance	Outstanding Warrants	Ending Cash Balance
SPECIAL REVENUE FUNDS (Continued)							
277 State Agency Parking	\$ 342,543.30	\$	1,242.50	\$ 341.34	\$ 343,444.46	\$	\$ 343,444.46
285 Growth Management Planning and Environmental Review	4,925,335.77		264,515.78	14,034.02	5,175,817.53	5,175,817.53
296 Columbia River Basin Water Supply Rev Recovery	6,007,755.24		178,296.30	15,371.85	6,170,679.69	6,170,679.69
315 Dedicated Marijuana Fund	293,362,278.57		38,253,935.88	6,707,480.85	324,908,733.60	15,199.63	324,923,933.23
319 Public Health Supplemental	3,381,845.20		33,613.95	141,963.33	3,273,495.82	2,880.00	3,276,375.82
404 State Treasurer's Service	45,369,899.14		2,529,397.69	756,377.29	47,142,919.54	847.60	47,143,767.14
408 Coastal Protection	1,507,386.34		104,367.61	97,981.71	1,513,772.24	9,155.48	1,522,927.72
441 Local Government Archives	4,269,333.52		362,318.41	299,588.93	4,332,063.00	5,700.00	4,337,763.00
500 Perpetual Surveillance and Maintenance	48,717,687.18		23,445.18	48,741,132.36	48,741,132.36
507 Oyster Reserve Land	486,554.13		168.35	7,772.77	478,949.71	34.09	478,983.80
511 Tacoma Narrows Toll Bridge	21,926,119.96		(6,860,980.34)	(2,705,232.87)	17,770,372.49	25,430.76	17,795,803.25
513 Derelict Vessel Removal	931,989.83		11,529.00	75,191.05	868,327.78	2,107.41	870,435.19
532 Washington Housing Trust Fund	57,449,531.86		997,233.06	1,947,964.06	56,498,800.86	56,498,800.86
535 Alaskan Way Viaduct Replacement Project	17,188,089.53		3,687.43	(959,482.37)	18,151,259.33	24,646.54	18,175,905.87
549 Election	4,146,056.76		1,421.29	62,202.74	4,085,275.31	4,085,275.31
550 Transportation 2003	17,643,581.13		903,759.40	51,377.98	18,495,962.55	6,617.98	18,502,580.53
562 Skilled Nursing Facility Safety Net Trust	3,613,284.01		1,107.18	(1,155,162.40)	4,769,553.59	4,767.00	4,774,320.59
564 Water Pollution Control Revolving Administration	5,935,623.07		649,595.28	185,888.35	6,399,330.00	30.00	6,399,360.00
565 Yakima Integrated Plan Implementation Revenue Recovery
566 Community Forest Trust	201,541.86		66.61	(1,000.00)	202,608.47	202,608.47
571 Multiuse Roadway Safety	911,779.89		14,036.62	925,816.51	925,816.51
595 I-405 and SR-167 Express Toll Lanes	81,565,751.88		26,214.28	726,241.95	80,865,724.21	22,022.21	80,887,746.42
600 Department of Retirement Systems Expense	21,018,359.82		4,441,815.84	3,564,771.18	21,895,404.48	20,841.24	21,916,245.72
689 Rural Washington Loan	1,430,118.30		491.34	10,913.46	1,419,696.18	1,419,696.18
727 Water Pollution Control Revolving	465,197,192.07		7,026,452.09	34,267,096.10	437,956,548.06	22,167.97	437,978,716.03
733 Capitol Campus Reserve
777 Prostitution Prevention and Intervention	178,975.47		5,571.23	184,546.70	184,546.70
785 State Educational Trust Fund	2,811,565.80		61,958.86	2,873,524.66	2,873,524.66
818 Youth Athletic Facility	42,691,878.45		14,651.71	18,643.33	42,687,886.83	42,687,886.83
825 Tobacco Settlement
844 Money-Purchase Retirement Savings Administrative
851 Developmental Disabilities Community Services	56,504,429.83		19,391.73	56,523,821.56	56,523,821.56
874 OASI Revolving	161,370.82		12,724.49	148,646.33	43.76	148,690.09
887 Public Facilities Construction Loan Revolving	27,493,722.65		500,438.43	48,820.53	27,945,340.55	27,945,340.55
888 Deferred Compensation Administrative	2,127,327.82		(77,168.24)	163,652.29	1,886,507.29	10,567.18	1,897,074.47

RECEIPTS AND DISBURSEMENTS FOR TREASURY FUNDS

	February 1, 2022	February 2022		February 28, 2022		
	Beginning Book Balance	Plus Receipts	Less Disbursements	Ending Book Balance	Outstanding Warrants	Ending Cash Balance
SPECIAL REVENUE FUNDS (Continued)						
893 Radiation Perpetual Maintenance	\$ 360,013.94	\$ 123.56	\$	\$ 360,137.50	\$	\$ 360,137.50
TOTAL SPECIAL REVENUE FUNDS	\$ 5,146,357,558.22	\$ 419,907,524.11	\$ 474,891,789.32	\$ 5,091,373,293.01	\$ 30,088,571.61	\$ 5,121,461,864.62
DEBT SERVICE FUNDS						
303 Highway Bond Retirement	\$ 158,834,290.17	\$ 70,124,544.34	\$ 117,737,915.41	\$ 111,220,919.10	\$	\$ 111,220,919.10
304 Ferry Bond Retirement	10,678,065.72	924,611.24	138,500.00	11,464,176.96	11,464,176.96
305 Transportation Improvement Board Bond Retirement	4,991,961.74	512,755.63	306,225.00	5,198,492.37	5,198,492.37
347 Washington State University Bond Retirement	31,590,391.29	4,069,227.46	405,659.63	35,253,959.12	35,253,959.12
348 University of Washington Bond Retirement	11,607,924.04	6,616,516.96	244,287.53	17,980,153.47	17,980,153.47
380 Debt-Limit General Fund Bond Retirement	16,351.15	16,351.15
381 Debt-Limit Reimbursable Bond Retirement	3,625.00	3,625.00
382 Nondebt-Limit General Fund Bond Retirement
383 Nondebt-Limit Reimbursable Bond Retirement	4,455,925.00	4,455,925.00
384 Nondebt-Limit Proprietary Appropriated Bond Retirement
385 Nondebt-Limit Proprietary Nonappropriated Bond Retirement
386 Nondebt-Limit Revenue Bond Retirement
389 Toll Facility Bond Retirement	16,692,163.72	11,137,858.72	27,830,022.44	27,830,022.44
TOTAL DEBT SERVICE FUNDS	\$ 234,411,147.83	\$ 97,845,064.35	\$ 123,308,488.72	\$ 208,947,723.46	\$	\$ 208,947,723.46
CAPITAL PROJECTS FUNDS						
01L Higher Education Construction	\$	\$	\$	\$	\$	\$
036 Capitol Building Construction	1,144,026.35	(84,962.89)	(366,628.78)	1,425,692.24	1,425,692.24
056 State Higher Education Construction	2,479.47	0.85	2,480.32	2,480.32
057 State Building Construction	(126,396,893.88)	939,634,587.82	110,899,605.54	702,338,088.40	2,942,389.99	705,280,478.39
060 Community and Technical College Capital Projects	18,191,668.71	1,632,012.30	672,709.28	19,150,971.73	19,150,971.73
061 Eastern Washington University Capital Projects	5,811,601.02	823,314.72	(1,670.68)	6,636,586.42	6,636,586.42
062 Washington State University Building	25,816,936.82	3,384,020.13	151,114.93	29,049,842.02	29,049,842.02
063 Central Washington University Capital Projects	5,933,451.48	79,609.91	174,242.53	5,838,818.86	5,838,818.86
064 University of Washington Building	6,350,930.58	6,574,293.16	1,297,403.98	11,627,819.76	11,627,819.76
065 Western Washington University Capital Projects	8,239,529.32	79,930.53	3,203,837.14	5,115,622.71	5,115,622.71
066 The Evergreen State College Capital Projects	3,058,357.08	286,864.89	1,662.32	3,343,559.65	3,343,559.65
075 State Social and Health Services Construction	9,396.39	9,396.39	9,396.39
18B Columbia River Basin Tax Bond Water Supply Development	1,256,108.21	431.08	1,256,539.29	1,256,539.29
245 Public Safety Reimbursable Bond	4.12	4.12	4.12
246 Community and Technical College Forest Reserve	5,157,608.84	(377.23)	5,157,986.07	5,157,986.07
289 Thurston County Capital Facilities	15,178,635.52	351,064.89	287,720.90	15,241,979.51	7,824.13	15,249,803.64

RECEIPTS AND DISBURSEMENTS FOR TREASURY FUNDS

	February 1, 2022	February 2022		February 28, 2022		
	Beginning Book Balance	Plus Receipts	Less Disbursements	Ending Book Balance	Outstanding Warrants	Ending Cash Balance
CAPITAL PROJECTS FUNDS (Continued)						
357 Gardner-Evans Higher Education Construction	\$ 45,698.05	\$	\$	\$ 45,698.05	\$	\$ 45,698.05
364 Military Department Capital	1,328,470.90	1,188.72	1,327,282.18	1,327,282.18
367 Chehalis Basin Taxable
373 Coronavirus Capital Projects
TOTAL CAPITAL PROJECTS FUNDS	\$ (28,871,991.02)	\$ 952,761,167.39	\$ 116,320,808.65	\$ 807,568,367.72	\$ 2,950,214.12	\$ 810,518,581.84
PERMANENT FUNDS						
04B Natural Resources Real Property Replacement	\$ 6,993,211.64	\$ 2,399.99	\$	\$ 6,995,611.63	\$	\$ 6,995,611.63
601 Agricultural Permanent	(330,025.40)	(387,257.35)	57,231.95	57,231.95
603 Millersylvania Park Trust	5,775.48	1.98	5,777.46	5,777.46
604 Normal School Permanent	144,564.64	(58,480.69)	203,045.33	203,045.33
605 Permanent Common School	54,228.44	749.23	53,479.21	53,479.21
606 Scientific Permanent	265,436.71	(272,430.16)	537,866.87	537,866.87
607 State University Permanent	166,084.37	13,607.96	152,476.41	152,476.41
TOTAL PERMANENT FUNDS	\$ 7,299,275.88	\$ 2,401.97	\$ (703,811.01)	\$ 8,005,488.86	\$	\$ 8,005,488.86
ENTERPRISE FUNDS						
12V PEBB Medical Benefits Admin	\$	\$	\$	\$	\$	\$
401 Correctional Industries	11,722,221.78	5,549,098.24	6,591,820.23	10,679,499.79	26,381.03	10,705,880.82
407 Secretary of State's Revolving	9,489,068.57	946,870.92	588,274.48	9,847,665.01	270.00	9,847,935.01
418 State Health Care Authority Administrative	3,311,411.59	30.04	1,448,813.07	1,862,628.56	434.76	1,863,063.32
492 School Employees' Insurance Administrative	4,963,243.43	39.76	1,108,618.04	3,854,665.15	422.48	3,855,087.63
578 Lottery Administrative	1,357,714.81	1,265,714.76	1,190,738.48	1,432,691.09	14,429.15	1,447,120.24
608 Accident	(26,195,152.54)	262,918,683.54	237,739,028.01	(1,015,497.01)	12,152,656.05	11,137,159.04
609 Medical Aid	(11,877,815.18)	183,863,066.60	172,473,017.99	(487,766.57)	7,455,624.96	6,967,858.39
610 Accident Reserve	61,711.23	63,925,739.76	64,767,447.48	(779,996.49)	2,216,138.41	1,436,141.92
881 Supplemental Pension	(10,628,105.06)	194,332,421.09	183,612,366.77	91,949.26	2,638,850.88	2,730,800.14
883 Second Injury	90,481,925.30	4,675,934.02	190,252.80	94,967,606.52	35,438.41	95,003,044.93
TOTAL ENTERPRISE FUNDS	\$ 72,686,223.93	\$ 717,477,598.73	\$ 669,710,377.35	\$ 120,453,445.31	\$ 24,540,646.13	\$ 144,994,091.44
INTERNAL SERVICE FUNDS						
006 Public Records Efficiency, Preservation & Access	\$ 2,056,685.26	\$ 642,035.29	\$ 328,363.48	\$ 2,370,357.07	\$ 1,116.00	\$ 2,371,473.07
405 Legal Services Revolving	15,365,418.64	17,617,676.69	13,015,929.88	19,967,165.45	116,817.38	20,083,982.83
410 Transportation Equipment	31,563,713.80	423,842.47	2,036,895.70	29,950,660.57	148,906.58	30,099,567.15
415 Personnel Service	17,918,876.84	140,603.00	1,066,092.67	16,993,387.17	1,031.03	16,994,418.20
455 Higher Education Personnel Service	900,343.19	66,186.00	49,983.88	916,545.31	331.32	916,876.63
468 OFM Central Service	4,466,658.56	419,552.96	1,407,951.05	3,478,260.47	3,642.25	3,481,902.72

RECEIPTS AND DISBURSEMENTS FOR TREASURY FUNDS

	February 1, 2022	February 2022		February 28, 2022		
	Beginning Book Balance	Plus Receipts	Less Disbursements	Ending Book Balance	Outstanding Warrants	Ending Cash Balance
INTERNAL SERVICE FUNDS (Continued)						
483 Auditing Services Revolving	\$ (998,991.13)	\$ 1,227,100.90	\$ 378,381.03	\$ (150,271.26)	\$ 240.65	\$ (150,030.61)
484 Administrative Hearings Revolving	9,521,268.16	3,602,818.00	2,761,241.12	10,362,845.04	1,695.90	10,364,540.94
TOTAL INTERNAL SERVICE FUNDS	\$ 80,793,973.32	\$ 24,139,815.31	\$ 21,044,838.81	\$ 83,888,949.82	\$ 273,781.11	\$ 84,162,730.93
PENSION TRUST FUNDS						
614 Volunteer Firefighters' Relief and Pension Principal	\$ 9,247,230.17	\$ 150,650.26	\$ 1,142,393.17	\$ 8,255,487.26	\$ 121,874.66	\$ 8,377,361.92
615 State Patrol - Plan 1	1,062,694.98	7,454,040.42	7,563,434.21	953,301.19	77,251.22	1,030,552.41
616 Judges' Retirement	1,365,974.46	467.57	20,531.66	1,345,910.37	1,345,910.37
630 State Patrol - Plan 2	434,033.82	1,664,577.33	1,615,646.21	482,964.94	482,964.94
631 Public Employees' Retirement System Plan 1	8,991,952.95	149,232,145.47	149,488,945.80	8,735,152.62	1,155,543.81	9,890,696.43
632 Teachers' Retirement System Plan 1	3,533,532.32	120,375,322.22	117,350,021.97	6,558,832.57	635,592.98	7,194,425.55
633 School Employees' Retirement System Combined Plan 2 & 3	7,484,876.42	71,370,812.64	72,400,118.20	6,455,570.86	421,273.42	6,876,844.28
635 Public Safety Employees Retirement System Plan 2	303,726.86	7,827,083.91	7,838,931.08	291,879.69	28,837.00	320,716.69
641 Public Employees' Retirement System Combined Plan 2 & 3	16,464,150.02	297,701,209.59	299,305,004.91	14,860,354.70	1,807,912.39	16,668,267.09
642 Teachers' Retirement System Combined Plan 2 and 3	24,843,226.15	205,405,175.76	209,973,267.41	20,275,134.50	300,219.22	20,575,353.72
661 Higher Ed Retirement Plan Supplemental Benefit-UW	6.41	612,092.98	612,092.63	6.76	6.76
662 Higher Ed Retirement Plan Supplemental Benefit -WSU	85,631.88	85,631.88
663 Higher Ed Retirement Plan Supplemental Benefit-EWU	7,146.65	14,310.29	14,235.96	7,220.98	7,220.98
664 Higher Ed Retirement Plan Supplemental Benefit-CWU	17,679.16	17,679.16
665 Higher Ed Retirement Plan Supplemental Benefit-TESC	4,136.24	4,136.24
667 Higher Ed Retirement Plan Supplemental Benefit-WWU	21,442.96	23,959.17	(2,516.21)	(2,516.21)
668 Higher Ed Retirement Plan Supplemental Benefit -SBCTC	64,677.93	41,515.04	23,162.89	23,162.89
722 Deferred Compensation Principal	5,870,830.05	60,171,502.34	59,530,172.71	6,512,159.68	1,826.48	6,513,986.16
729 Judicial Retirement Principal	10,192.63	5,134.72	5,129.71	10,197.64	10,197.64
819 LEOFF Plan 1 Retirement	2,782,159.68	30,644,197.94	30,703,843.46	2,722,514.16	381,138.25	3,103,652.41
829 LEOFF Plan 2 Retirement	5,705,403.47	70,179,756.88	71,671,202.82	4,213,957.53	199,686.87	4,413,644.40
882 Washington Judicial Retirement System	9,862,920.12	11,186.20	593,862.62	9,280,243.70	9,280,243.70
TOTAL PENSION TRUST FUNDS	\$ 97,970,057.16	\$ 1,023,013,234.69	\$ 1,030,001,756.02	\$ 90,981,535.83	\$ 5,131,156.30	\$ 96,112,692.13
CUSTODIAL FUNDS						
01P Suspense	\$ 181,300,362.02	\$ 2,082,460,053.06	\$ 1,278,298,876.32	\$ 985,461,538.76	\$ 68,201.59	\$ 985,529,740.35
01R Undistributed Receipts	1,875,617.54	1,875,617.54	1,875,617.54
01T Local Leasehold Excise Tax	2,459,781.20	2,305,498.80	154,282.40	154,282.40
034 Local Sales and Use Tax
035 State Payroll Revolving	16,621,784.19	561,947,654.31	558,109,547.84	20,459,890.66	3,323,423.64	23,783,314.30
768 Local Real Estate Excise Tax

RECEIPTS AND DISBURSEMENTS FOR TREASURY FUNDS

	February 1, 2022	February 2022		February 28, 2022		
	Beginning Book Balance	Plus Receipts	Less Disbursements	Ending Book Balance	Outstanding Warrants	Ending Cash Balance
CUSTODIAL FUNDS (Continued)						
795 State Investment Board Commingled Monthly Bond	\$	\$ 1,528.10	\$ 1,528.10	\$	\$	\$
865 State Investment Board Commingled Trust	70,226.45	70,226.45
877 OASI Contribution
TOTAL CUSTODIAL FUNDS	\$ 202,257,544.95	\$ 2,644,479,461.92	\$ 1,838,785,677.51	\$ 1,007,951,329.36	\$ 3,391,625.23	\$ 1,011,342,954.59
TOTAL TREASURY FUNDS	\$ 11,520,260,270.21	\$ 8,606,799,351.32	\$ 8,997,065,708.09	\$ 11,129,993,913.44	\$ 135,384,107.30	\$ 11,265,378,020.74

RECEIPTS AND DISBURSEMENTS FOR TREASURER'S TRUST FUNDS

	February 1, 2022		February 2022		February 28, 2022		
	Beginning Book Balance		Plus Receipts	Less Disbursements	Ending Book Balance	Outstanding Warrants	Ending Cash Balance
GENERAL FUND							
06N Local Tax Administration	\$	\$	\$	\$	\$	\$	\$
07F Commercial Fisheries Buyback
08B Foster Care Endowed Scholarship Trust	16,449.58	5.65	16,455.23	16,455.23
08E Individual Development Account Program	2,058.21	0.71	2,058.92	2,058.92
08N State Financial Aid	105,023,095.50	63,286,730.30	75,188,570.83	93,121,254.97	5,537.20	93,126,792.17
08T Transportation Innovative Partnership
10V Invasive Species Council
11M Poet Laureate	115.55	115.55	115.55
11R Hospital Infection Control Grant
12L Outdoor Education and Recreation Prog	2,390,918.44	63,448.74	2,327,469.70	2,327,469.70
12P Geoduck Aquaculture Research	(0.01)	(0.01)	(0.01)
131 Fair	4,184,932.17	1,437.92	72,141.39	4,114,228.70	51.81	4,114,280.51
14N Legislative Oral History	25,500.20	600.00	24,900.20	24,900.20
14P Skeletal Human Remains Assistance	252,231.79	252,231.79	252,231.79
15B Food Animal Vet Scholarship
15N Business Assistance
16F Washington State Flag
16K Mortgage Recovery
16R Multiagency Permitting Team	98,208.33	33.70	98,242.03	98,242.03
17R Aerospace Training Student Loan	257,958.32	3,713.23	5,293.01	256,378.54	256,378.54
18C Native Education Public-Private Partnership
18F High School Completion
18G Opportunity Scholarship Match Transfer	118,687.03	118,687.03
18K 24/7 Sobriety	28,435.85	483.92	28,919.77	28,919.77
18V Science, Technology, Engineering and Math Education Lighthouse
19J Universal Communications Services	178,710.37	5,120.74	173,589.63	173,589.63
20L Early Start	413,077.61	134,840.98	278,236.63	278,236.63
21J Gina Grant Bull Memorial Legislative Page Scholarship	53,590.97	18.39	53,609.36	53,609.36
21K Skilled Worker Awareness Grant Program
21L Low-Income Home Rehab Revolving Loan Program	190,996.10	163.74	191,159.84	191,159.84
21T Suicide-Safer Homes Project	25,000.01	25,000.01	25,000.01
22A State Agency Office Relocation Pool	4,177,819.40	4,177,819.40	4,177,819.40
22B Highway Worker Memorial Scholarship
22S Landlord Mitigation Program	1,409,458.17	514,212.47	1,112,514.54	811,156.10	632,381.44	1,443,537.54

RECEIPTS AND DISBURSEMENTS FOR TREASURER'S TRUST FUNDS

	February 1, 2022	February 2022		February 28, 2022		
	Beginning Book Balance	Plus Receipts	Less Disbursements	Ending Book Balance	Outstanding Warrants	Ending Cash Balance
GENERAL FUND (Continued)						
22V Medical Student Loan	\$ 995,479.24	\$	\$	\$ 995,479.24	\$	\$ 995,479.24
23B Rural Jobs Program Match Transfer
23E Washington History Day	92,687.32	31.70	92,719.02	92,719.02
23F Open Educational Resources
23L Indian Health Improvement Reinvestment	13,427,999.49	23,764.88	40,169.52	13,411,594.85	13,411,594.85
24A Behavioral Health Loan Repayment Program	2,452,325.01	23,073.48	2,429,251.53	6,250.00	2,435,501.53
24F Veterans Service Officer
24W Undocumented Student Support Loan Match
25B Unemployment Insurance Relief	30,284.75	(466.27)	30,751.02	30,751.02
25E Rosa Franklin Legislative Internship Program Scholarship	1,651.50	0.57	500.00	1,152.07	1,152.07
25J Department of Transportation Purple Heart State
25K Department of Veterans' Affairs Purple Heart State
25L Military Department Purple Heart State
26F Billy Frank Jr. National Statuary Hall Collection
290 Savings Incentive	2,253,520.77	2,253,520.77	2,253,520.77
447 Information Technology Investment Revolving	21,846,242.44	391,863.65	21,454,378.79	21,454,378.79
490 Regional Transportation Investment District
514 Agricultural Conservation Easements
534 Washington Graduate Fellowship Trust	489.80	489.80	489.80
551 Washington Youth and Families	124,634.31	124,634.31	124,634.31
552 Conservation Assistance Revolving	461,677.25	461,677.25	461,677.25
653 Washington Distinguished Professorship Trust
703 COVID-19 Unemployment
704 COVID-19 Public Health Response	522,397,785.55	30,215,082.89	26,528,414.43	526,084,454.01	572,554.91	526,657,008.92
743 College Faculty Awards Trust	186.14	186.14	186.14
747 Health Professional Loan Repayment & Scholarship Program	11,979,933.16	2,510.82	261,974.69	11,720,469.29	30,652.61	11,751,121.90
748 Higher Education Coord. Board for Innovation and Quality
781 Cross-State Trail	473.10	473.10	473.10
793 Health Insurance Pool
817 Stadium and Exhibition Center Construction
835 Four Year Student Child Care in Higher Education	63,582.96	63,582.96	63,582.96
TOTAL GENERAL FUND	\$ 694,976,196.38	\$ 94,048,190.89	\$ 103,946,746.76	\$ 685,077,640.51	\$ 1,247,427.97	\$ 686,325,068.48
SPECIAL REVENUE FUNDS						
01F Crime Victims' Compensation	\$ 1,697,606.66	\$ 221,719.75	\$	\$ 1,919,326.41	\$	\$ 1,919,326.41
03K Industrial Insurance Premium Refund	6,179,059.81	1,426,855.85	89,174.58	7,516,741.08	1,888.26	7,518,629.34

RECEIPTS AND DISBURSEMENTS FOR TREASURER'S TRUST FUNDS

	February 1, 2022		February 2022		February 28, 2022		
	Beginning Book Balance		Plus Receipts	Less Disbursements	Ending Book Balance	Outstanding Warrants	Ending Cash Balance
SPECIAL REVENUE FUNDS (Continued)							
04F Real Estate Education Program	\$ 701,168.07	\$	346.62	\$ 124.75	\$ 701,389.94	\$	\$ 701,389.94
06H Oral History, State Library, and Archives	18,818.11		35,710.09	15,842.94	38,685.26	38,685.26
06J Securities Prosecution	645,295.99		11,000.00	91.99	656,204.00	91.99	656,295.99
07A Mortgage Lending Fraud Prosecution	454,948.01		28,394.50	483,342.51	483,342.51
07B Organ and Tissue Donation Awareness	52,819.89		45,285.86	98,105.75	98,105.75
07E Contract Harvesting Revolving	6,381,537.25		1,988.91	2,902,997.69	3,480,528.47	327,511.46	3,808,039.93
07J "Helping Kids Speak"	2,804.68		1,829.33	1,654.34	2,979.67	2,979.67
07K Special License Plate Applicant Trust	12,206.00		12,206.00	12,206.00
07L Legislative International Trade	77.33		77.33	77.33
07N Produce Railcar Pool	50.85		0.02	50.87	50.87
07T Commemorative Works	3,479.42		1.20	3,480.62	3,480.62
07V Fish and Wildlife Enforcement Reward	124,043.89		7,599.41	(1,978.75)	133,622.05	133,622.05
08C Gonzaga University Alumni Association	5,962.71		2,921.33	3,878.01	5,006.03	5,006.03
08F Lighthouse Environmental Programs	11,701.64		6,290.67	6,699.00	11,293.31	11,293.31
08G Flexible Spending Administrative	2,481,687.89		83,387.00	69,337.35	2,495,737.54	2,495,737.54
08J Prescription Drug Consortium
08L "Ski & Ride Washington"	3,402.23		2,226.01	2,832.67	2,795.57	2,795.57
08P State Parks Education and Enhancement	297,865.71		10,667.99	26,525.66	282,008.04	282,008.04
08V Veterans Stewardship	835,824.34		38,608.51	37,118.34	837,314.51	467.36	837,781.87
08W "Washington's National Park Fund"	27,393.24		17,838.33	22,337.00	22,894.57	22,894.57
098 Eastern Washington Pheasant Enhancement	382,280.14		3,947.75	690.00	385,537.89	385,537.89
09A We Love Our Pets	12,807.58		3,945.67	5,019.01	11,734.24	11,734.24
09B Boating Safety Education Certification	778,919.81		9,075.00	3,933.17	784,061.64	395.00	784,456.64
09J Washington Coastal Crab Pot Buoy Tag	157,171.44		(2,266.94)	159,438.38	159,438.38
09K Life Sciences Discovery	1,611,634.70		553.09	962.00	1,611,225.79	1,611,225.79
09L Nursing Resource Center	401,991.80		59,300.00	347.33	460,944.47	20.00	460,964.47
10F "Share the Road"	18,091.72		4,820.67	7,196.01	15,716.38	7,196.01	22,912.39
11A Employment Training Finance	395,594.71		3,734.25	399,328.96	399,328.96
11J Electronic Products Recycling	1,035,186.98		2,211.00	14,160.26	1,023,237.72	1,023,237.72
11P Large On-Site Sewage Systems
11V Veteran Estate Management	20,577.60		30,495.72	30,237.80	20,835.52	210.03	21,045.55
126 Agricultural Local	25,237,950.75		2,857,654.36	2,487,075.11	25,608,530.00	80,376.02	25,688,906.02
128 Grain Inspection Revolving	863,100.87		777,514.26	1,266,686.43	373,928.70	5,007.11	378,935.81
12E Assisted Living Facility Management	529,407.66		(6,500.00)	535,907.66	535,907.66
12F Manufactured/Mobile Home Dispute Resol	2,490,787.84		52,434.75	53,610.88	2,489,611.71	70.40	2,489,682.11

RECEIPTS AND DISBURSEMENTS FOR TREASURY FUNDS

	February 1, 2022			February 2022			February 28, 2022		
	Beginning Book Balance	Plus Receipts	Less Disbursements	Ending Book Balance	Outstanding Warrants	Ending Cash Balance			
SPECIAL REVENUE FUNDS (Continued)									
12G Rockfish Research	\$ 454,700.69	\$ 3,878.60	\$ 7,938.18	\$ 450,641.11	\$ 70.00	\$ 450,711.11			
12H Uniformed Service Shared Leave Pool	896,692.77		9,059.35	887,633.42		887,633.42			
12N Get Ready For Math & Science Schlarshp	249,201.59	1,535.47		250,737.06		250,737.06			
133 Children's Trust	546,027.17	2,205.18	15,300.00	532,932.35	25.00	532,957.35			
14E Washington State Library Operations	8,388,005.71	734,018.34	614,081.09	8,507,942.96	698.80	8,508,641.76			
14W Reduced Cigarette Ignition Propensity	788,790.44	1,771.84	5,160.55	785,401.73	12,499.98	797,901.71			
15A Transitional Housing Oper & Rent	0.41			0.41		0.41			
15T Broadband Mapping									
15V Funeral and Cemetery	356,884.18	90,394.60	72,041.76	375,237.02	320.00	375,557.02			
15W Guaranteed Asset Protection Waiver	19,750.00			19,750.00		19,750.00			
163 Worker and Community Right to Know	3,643,088.89	67,733.23	188,550.59	3,522,271.53	83.85	3,522,355.38			
169 Horse Racing Commission Operating	1,101,247.95	118,887.52	119,978.17	1,100,157.30	25,858.20	1,126,015.50			
16B Landscape Architects' License	281,571.09	5,365.00	20,221.78	266,714.31		266,714.31			
16E Spec Forest Products Outreach/Education	74,473.50	3.28		74,476.78		74,476.78			
16G Universal Vaccine Purchase	7,550,056.01	5,037,313.04	2,735,693.11	9,851,675.94	1,595,708.00	11,447,383.94			
16L Accessible Communities	785,242.33	10,476.59	17,520.30	778,198.62		778,198.62			
16N Disabled Veterans Assistance									
16T Product Stewardship Programs	281,767.41		1,267.56	280,499.85		280,499.85			
17L Foreclosure Fairness	1,001,276.45	149,925.00	111.40	1,151,090.05	1,950.00	1,153,040.05			
17M Individual-Based/Portable Background Check Clearance	977,180.33	36,468.02	1,020.31	1,012,628.04	1,369.62	1,013,997.66			
17V Volunteer Firefighters	5,306.00	2,144.33	2,146.67	5,303.66		5,303.66			
180 Local Government Administrative Hearings	237,944.27	5,275.52	1,672.00	241,547.79		241,547.79			
189 Clarke-McNary									
18A Investing In Innovation									
18E Educator Certification Processing	2,017,338.63	289,839.00	139,642.57	2,167,535.06	5,189.30	2,172,724.36			
18M Music Matters Awareness	6,736.32	4,216.32	4,748.33	6,204.31		6,204.31			
18N Damage Prevention	198,125.13	10,000.00	10,390.55	197,734.58	5,000.00	202,734.58			
18R Seattle Sounders FC	7,339.28	4,671.33	4,944.34	7,066.27	1,420.30	8,486.57			
190 Forest Fire Protection Assessment	9,623,784.51	438.32	657,648.09	8,966,574.74	22,730.19	8,989,304.93			
193 State Forest Nursery Revolving	520,884.23	118.58	(419,506.19)	940,509.00	2,430.00	942,939.00			
195 Energy	0.21			0.21		0.21			
197 Statute Law Committee Publications	869,424.88	5,601.94	2,815.11	872,211.71	9.65	872,221.36			
198 Access Road Revolving	8,937,119.76	689.71	(170,961.87)	9,108,771.34	15,591.62	9,124,362.96			
19B School for the Blind	3,906,783.51	92,374.39	182,382.25	3,816,775.65		3,816,775.65			
19E 4-H Program	336.00	420.00	336.00	420.00		420.00			

RECEIPTS AND DISBURSEMENTS FOR TREASURER'S TRUST FUNDS

	February 1, 2022		February 2022		February 28, 2022	
	Beginning Book Balance	Plus Receipts	Less Disbursements	Ending Book Balance	Outstanding Warrants	Ending Cash Balance
SPECIAL REVENUE FUNDS (Continued)						
19F Seattle Seahawks	\$ 80,403.04	\$ 28,243.81	\$ 55,364.97	\$ 53,281.88	\$	\$ 53,281.88
19H Center for Deaf/Hard of Hearing Youth	2,354,579.98	140,858.77	2,495,438.75	2,495,438.75
19M Seattle University	15,054.52	277.67	448.00	14,884.19	14,884.19
19P Child Rescue	55,714.33	637.13	56,351.46	56,351.46
19R Residential Services and Support	112,075.14	(500.00)	112,575.14	112,575.14
19W Wolf-Livestock Conflict	272,507.55	272,507.55	272,507.55
205 Mobile Home Park Relocation	3,729,134.87	109,733.58	55,599.65	3,783,268.80	3,783,268.80
206 Cost of Supervision	1,265,789.26	98,001.16	136,360.27	1,227,430.15	756.00	1,228,186.15
209 Regional Fisheries Enhancement Group	1,405,222.81	94,193.64	35,758.54	1,463,657.91	1,463,657.91
20A State Flower	2,557.34	1,939.00	2,046.34	2,450.00	2,450.00
20D CPA Scholarship Transfer	150,000.00	150,000.00	150,000.00
20E WA Internet Crimes Against Children	1,184,513.52	19,059.06	1,165,454.46	1,165,454.46
20G Washington Farmers and Ranchers	329.00	280.00	156.33	452.67	301.00	753.67
20K Licensing & Enforcement System Modernization
20P Nursing Facility Quality Enhancement	4,440,492.81	(39,451.30)	4,479,944.11	4,479,944.11
20W Washington Tennis	10,564.10	112.00	10,676.10	10,676.10
210 Fire Protection Contractor License	934,212.73	47,403.16	49,159.68	932,456.21	932,456.21
213 Veterans' Emblem	22,052.44	266.00	22,318.44	22,318.44
214 Temporary Worker Housing	199,230.51	17,308.00	5,640.65	210,897.86	75.00	210,972.86
219 Air Operating Permit	2,517,081.13	1,154,488.00	38,836.51	3,632,732.62	3,632,732.62
21A Washington State Wrestling	588.00	574.00	560.00	602.00	602.00
21C Washington Sexual Assault Kit	586,339.83	(4,841.30)	3,555.00	577,943.53	577,943.53
21F Fred Hutch	609.00	492.33	637.00	464.33	464.33
21G Washington State Aviation	135,546.70	2,508.32	138,055.02	138,055.02
21N NE WA Wolf-Livestock Management	337,079.84	118.67	6,836.84	330,361.67	330,361.67
21Q Forest Health Revolving	31,040,095.10	11,578.96	98,178.71	30,953,495.35	21,331.99	30,974,827.34
21U Veteran's In-State Service Shared Leave Pool	183,744.49	1,829.87	(5,149.98)	190,724.34	190,724.34
21W K-12 Criminal Background Check	273,239.87	197,174.75	189,208.68	281,205.94	90.50	281,296.44
225 Fingerprint Identification	2,840,157.01	931,754.64	409,796.04	3,362,115.61	1,836.25	3,363,951.86
22G Photovoltaic Module Recycling	360.76	360.76	360.76
22H Foster Parent Shared Leave Pool	205,091.69	(7,569.71)	922.18	196,599.80	196,599.80
22K Watershed Restoration Enhancement	383,600.00	383,600.00	383,600.00
22L Public Use General Aviation Airport Loan Revolving	7,831,877.35	2,677.45	95,629.37	7,738,925.43	7,738,925.43
22N Fish and Wildlife Federal Lands Revolving
22P Natural Resources Federal Lands Revolving	8,006,272.04	2,930.98	(71,399.57)	8,080,602.59	8,080,602.59

RECEIPTS AND DISBURSEMENTS FOR TREASURER'S TRUST FUNDS

	February 1, 2022	February 2022		February 28, 2022		
	Beginning Book Balance	Plus Receipts	Less Disbursements	Ending Book Balance	Outstanding Warrants	Ending Cash Balance
SPECIAL REVENUE FUNDS (Continued)						
22Q Seattle Mariners	\$ 7,839.34	\$ 1,498.00	\$ 6,556.66	\$ 2,780.68	\$	\$ 2,780.68
23A Student Loan Advocate	310,452.95	15,757.70	294,695.25	294,695.25
23C Department of Licensing Tuition Recovery	78,493.97	26.94	78,520.91	78,520.91
23D Student Achievement Council Tuition Recovery Trust	184,719.94	62.47	184,782.41	184,782.41
23K Smoke Detection Device Awareness	36,533.32	36,533.32	36,533.32
23M County Road Administration Board Emergency Loan	2,005,791.77	688.37	2,006,480.14	2,006,480.14
23U Compostable Products Revolving
24C San Juan Islands Programs	2,940.00	2,828.01	3,091.67	2,676.34	2,676.34
24D Seattle Storm	1,789.67	84.00	1,873.67	1,873.67
24E Washington State Library-Archives Building	13,350,332.97	362,369.13	13,712,702.10	13,712,702.10
24G Hemp Regulatory	293,356.36	7,670.81	10,838.43	290,188.74	53.19	290,241.93
24R Energy Independence Act Special
24S Seattle NHL Hockey	5,385.33	2,671.68	5,497.33	2,559.68	2,201.50	4,761.18
24T State Firearms Background Check System	7,952,448.84	155,856.42	7,796,592.42	7,796,592.42
259 Coastal Crab	119,001.65	120.00	120.00	119,001.65	120.00	119,121.65
25A Washington Apples	2,608.67	2,433.67	2,636.67	2,405.67	2,636.67	5,042.34
25R Recycled Content
25S Recycling Enhancing
25V Washington State Attorney General Charitable Asset Protection	18,717.21	55,737.50	11,415.01	63,039.70	63,039.70
274 Adult Family Home	603,656.62	4,230.86	599,425.76	787.61	600,213.37
281 Impaired Driving Safety	(736,906.23)	101,472.76	(635,433.47)	(635,433.47)
283 Juvenile Accountability Incentive	312,748.90	107.34	312,856.24	312,856.24
297 Pipeline Safety	3,288,988.11	5,543.90	188,742.28	3,105,789.73	1,134.66	3,106,924.39
298 Geologists'	228,220.79	5,775.00	34,424.85	199,570.94	199,570.94
300 Financial Services Regulation	41,216,745.79	6,814,841.33	2,618,842.78	45,412,744.34	3,958.19	45,416,702.53
320 Puget Sound Crab Pot Buoy Tag	7,932.10	7,932.10	7,932.10
328 Crim Justice Training Commis Firing Range Maintenance	174,461.00	174,461.00	174,461.00
416 Surplus and Donated Food Commodities Revolving	3,187,549.65	422,395.20	328,037.88	3,281,906.97	3,281,906.97
424 Anti-Trust Revolving	574,203.48	2,250,000.00	708,665.53	2,115,537.95	52,496.08	2,168,034.03
474 School Employees Flexible & Dependent Care Administration	15,640.50	36,387.00	32,222.61	19,804.89	19,804.89
480 Financial Education Public-Private Partnership	116,539.64	116,539.64	500.00	117,039.64
485 Horse Racing Owners' Bonus/Breeder Awards	78,600.78	14,445.49	8,861.49	84,184.78	10,383.53	94,568.31
495 Toll Collection	28,500,929.54	11,887,074.20	11,467,497.22	28,920,506.52	18,836.14	28,939,342.66
496 Educator Conditional Scholarship	4,574,165.21	(472,663.46)	404,120.66	3,697,381.09	3,000.00	3,700,381.09
497 Horse Racing Commission Class C Purse Fund	151,139.07	3,494.41	154,633.48	154,633.48

RECEIPTS AND DISBURSEMENTS FOR TREASURER'S TRUST FUNDS

	February 1, 2022		February 2022		February 28, 2022		
	Beginning Book Balance		Plus Receipts	Less Disbursements	Ending Book Balance	Outstanding Warrants	Ending Cash Balance
SPECIAL REVENUE FUNDS (Continued)							
498 Washington State Council of Fire Fighters Benevolent	\$ 15,641.04	\$	\$ 9,090.69	\$ 9,711.34	\$ 15,020.39	\$	\$ 15,020.39
499 Law Enforcement Memorial	51,063.47		22,446.68	26,408.75	47,101.40	47,101.40
501 Liquor Revolving	37,592,387.34		24,672,018.33	3,192,847.02	59,071,558.65	163,529.97	59,235,088.62
503 Tuition Recovery	4,169,536.05		28,268.48	657.17	4,197,147.36	4,197,147.36
515 DNA Data Base	682,234.78		31,220.52	16,608.26	696,847.04	3,630.00	700,477.04
516 Fruit and Vegetable Inspection	9,443,760.56		1,035,345.13	1,297,065.97	9,182,039.72	8,740.32	9,190,780.04
536 Federal Food Service Revolving	2,640,929.80		2,897,789.33	2,899,937.30	2,638,781.83	139,057.85	2,777,839.68
553 Performance Audits of Government	12,537,403.08		546,442.18	1,555,030.39	11,528,814.87	6,582.65	11,535,397.52
561 Community Technical College Innovation	12,335,389.19		582,272.91	527,588.73	12,390,073.37	12,390,073.37
687 Rural Rehabilitation	54,640.69		18.75	54,659.44	54,659.44
688 Federal Local Rail Service Assistance	82,708.70		33.94	82,742.64	82,742.64
731 Child Care Facility Revolving	74,685.32		25.64	74,710.96	74,710.96
732 Nursing Home Civil Penalties	1,935,950.92		(11,500.00)	1,947,450.92	1,947,450.92
746 Hanford Area Economic Investment	94,048.61		9,256.50	77,186.66	26,118.45	26,118.45
749 Governor's Interagency Committee of State Employed Women	126,482.67		668.20	125,814.47	300.00	126,114.47
761 Basic Health Plan Subscription	250,744.09		250,744.09	250,744.09
763 Center for the Improvement of Student Learning	35,600.68		35,600.68	35,600.68
773 Commission on Higher Ed Prof Student Ex Program	51,200.00		51,200.00	51,200.00
774 University of Washington License Plate	33,632.66		20,227.68	53,860.34	53,860.34
776 Washington State University License Plate	52,045.01		43,577.38	52,101.01	43,521.38	28.00	43,549.38
778 Western Washington University License Plate	4,862.62		945.00	5,807.62	5,807.62
779 Eastern Washington University License Plate	130,707.47		3,724.00	134,431.47	134,431.47
780 School Zone Safety Account	1,412,032.68		(27,725.29)	1,375.74	1,382,931.65	289.78	1,383,221.43
783 Central Washington University License Plate	12,952.34		1,115.33	14,067.67	14,067.67
784 Miscellaneous Transportation Programs	(8,718,496.66)		28,913,173.44	33,266,247.30	(13,071,570.52)	33,484.65	(13,038,085.87)
786 The Evergreen State College License Plate	24,631.72		448.00	25,079.72	25,079.72
789 Advanced Environmental Mitigation Revolving	1,125,816.56		854.29	1,126,670.85	1,126,670.85
816 Stadium and Exhibition Center	1,007,634.65		66,452.12	382,612.32	691,474.45	691,474.45
821 Impaired Physician	305,365.38		153,850.00	145,414.20	313,801.18	50.00	313,851.18
823 Livestock Nutrient Management	32,123.62		32,123.62	32,123.62
833 Developmental Disabilities Endowment Trust	2,582,705.05		528,661.44	672,493.34	2,438,873.15	2,438,873.15
834 Capitol Furnishings Preservation Committee	29,197.41		5.00	29,202.41	29,202.41
878 Federal Forest Revolving	4,056.46		1.39	4,057.85	4,057.85
880 Advance Right-of-Way Revolving	47,570,080.23		(13,716,040.14)	33,854,040.09	33,854,040.09
884 Gambling Revolving	19,893,544.47		2,427,789.01	1,023,150.02	21,298,183.46	17,511.75	21,315,695.21

RECEIPTS AND DISBURSEMENTS FOR TREASURER'S TRUST FUNDS

	February 1, 2022	February 2022		February 28, 2022		
	Beginning Book Balance	Plus Receipts	Less Disbursements	Ending Book Balance	Outstanding Warrants	Ending Cash Balance
SPECIAL REVENUE FUNDS (Continued)						
885 Plumbing Certificate	\$ 1,147,671.79	\$ 150,461.72	\$ 83,262.14	\$ 1,214,871.37	\$ 262.65	\$ 1,215,134.02
892 Pressure Systems Safety	739,769.49	171,290.56	152,214.49	758,845.56	922.79	759,768.35
TOTAL SPECIAL REVENUE FUNDS	\$ 434,406,220.61	\$ 85,335,197.69	\$ 73,727,738.00	\$ 446,013,680.30	\$ 2,609,076.87	\$ 448,622,757.17
CAPITAL PROJECTS FUNDS						
366 Watershed Restoration Enhancement Bond	\$ 10,906,877.48	\$	\$ 146,838.49	\$ 10,760,038.99	\$	\$ 10,760,038.99
377 Watershed Restoration Enhancement Taxable Bond
TOTAL CAPITAL PROJECTS FUNDS	\$ 10,906,877.48	\$	\$ 146,838.49	\$ 10,760,038.99	\$	\$ 10,760,038.99
PERMANENT FUNDS						
842 American Indian Scholarship Endowment	\$ 297,030.38	\$ 101.80	\$	\$ 297,132.18	\$	\$ 297,132.18
852 Foster Care Scholarship Endowment	3,878.55	1.33	3,879.88	3,879.88
TOTAL PERMANENT FUNDS	\$ 300,908.93	\$ 103.13	\$	\$ 301,012.06	\$	\$ 301,012.06
ENTERPRISE FUNDS						
22E Family and Medical Leave Enforcement	\$ 413,138.56	\$ 918.51	\$	\$ 414,057.07	\$	\$ 414,057.07
22F Family and Medical Leave Insurance	80,092,113.36	126,493,654.25	82,515,976.92	124,069,790.69	310,663.81	124,380,454.50
413 Municipal Revolving	3,214,995.29	2,504,000.64	2,603,641.59	3,115,354.34	4,112.03	3,119,466.37
438 Uniform Dental Plan Benefits Administration	1,243,255.13	556,000.00	548,665.60	1,250,589.53	1,250,589.53
439 Uniform Medical Plan Benefits Administration	7,904,505.88	5,639,700.00	6,599,367.67	6,944,838.21	6,944,838.21
442 Legislative Gift Center	147,170.10	12,724.95	12,915.06	146,979.99	3,319.75	150,299.74
445 Self-Insured Emplr Overpymt Reimb	485,111.20	111,220.14	(43,991.17)	640,322.51	640,322.51
446 Industrial Insurance Rainy Day Fund
449 Certificates of Participation and Other Financing - Local	685,586.54	6,212,614.07	5,319,545.23	1,578,655.38	1,578,655.38
456 Separately Managed State Treasurer's Service	134,920.11	62,104.26	7,411.21	189,613.16	189,613.16
470 Imaging	64,607.41	39,872.59	32,664.39	71,815.61	71,815.61
473 School Employees Insurance Reserve	61,925,463.25	620,252.17	62,545,715.42	62,545,715.42
475 School Employees Dental Benefits Administration	13,004.86	420,896.00	424,803.96	9,096.90	9,096.90
477 Lottery Investment
493 School Employees' Insurance	(15,692,175.75)	143,935,910.11	148,773,300.55	(20,529,566.19)	326,740.63	(20,202,825.56)
494 School Employees' Benefits Board Administration	1,730,613.21	1,672,074.00	2,286,717.45	1,115,969.76	1,115,969.76
543 Judicial Information Systems	(7,420,433.92)	809,674.07	2,156,999.34	(8,767,759.19)	7,506.55	(8,760,252.64)
544 Pollution Liability Insurance Program Trust	37,329,141.77	810,727.66	3,459,901.61	34,679,967.82	65,846.28	34,745,814.10
545 Heating Oil Pollution Liability Trust	2,216,471.49	119,242.93	82,481.89	2,253,232.53	170.76	2,253,403.29
567 Long-Term Services and Supports Trust	15,756,838.19	5,570.27	1,917,378.45	13,845,030.01	13,845,030.01
721 Public Employees' and Retirees' Insurance	58,564,332.82	178,923,596.34	193,760,684.46	43,727,244.70	4,522,430.55	48,249,675.25
730 Public Employees' and Retirees' Insurance Reserve	214,431,776.93	5,199,590.73	219,631,367.66	219,631,367.66

RECEIPTS AND DISBURSEMENTS FOR TREASURER'S TRUST FUNDS

	February 1, 2022	February 2022		February 28, 2022		
	Beginning Book Balance	Plus Receipts	Less Disbursements	Ending Book Balance	Outstanding Warrants	Ending Cash Balance
ENTERPRISE FUNDS (Continued)						
788 Advanced College Tuition Payment Program	\$ 6,181,892.61	\$ 11,563,523.31	\$ 11,657,490.03	\$ 6,087,925.89	\$ 1,368,435.45	\$ 7,456,361.34
TOTAL ENTERPRISE FUNDS	\$ 469,422,329.04	\$ 485,713,867.00	\$ 462,115,954.24	\$ 493,020,241.80	\$ 6,609,225.81	\$ 499,629,467.61
INTERNAL SERVICE FUNDS						
411 Natural Resources Equipment	\$ 13,259,218.83	\$ 1,571.12	\$ (122,912.43)	\$ 13,383,702.38	\$ 30,811.25	\$ 13,414,513.63
421 Education Technology Revolving Fund	10,665,058.16	1,978,195.68	735,553.84	11,907,700.00	192,694.65	12,100,394.65
422 General Administration Services	40,133,002.67	35,950,628.22	12,568,212.84	63,515,418.05	233,610.19	63,749,028.24
436 OFM Labor Relations Service	1,833,095.00	519,991.23	522,206.40	1,830,879.83	1,830,879.83
444 Fish & Wildlife Equipment	262,600.50	56,018.46	41,496.44	277,122.52	277,122.52
453 Minority and Women's Business Enterprises	1,970,975.97	136,217.46	86,561.71	2,020,631.72	262.66	2,020,894.38
458 Consolidated Technology Services Revolving	1,114,738.17	18,521,516.83	14,284,218.47	5,352,036.53	254,729.01	5,606,765.54
461 Shared Information Technology System Revolving
466 Statewide Info Tech System Development Revolving	51,669,499.69	2,672,811.62	2,895,241.78	51,447,069.53	51,447,069.53
471 State Patrol Nonappropriated Airplane Revolving	220,482.69	29,248.64	191,234.05	588.80	191,822.85
472 Statewide Info Tech System Maintenance & Operations Revolving	19,200,343.58	1,768,919.70	2,431,268.47	18,537,994.81	15,323.66	18,553,318.47
546 Risk Management	(993,895.42)	695,305.75	295,961.73	(594,551.40)	(594,551.40)
547 Liability	(168,838,474.47)	26,705.55	15,019,254.68	(183,831,023.60)	4,583,098.11	(179,247,925.49)
739 Certificates of Participation and Other Financing - State	366,947.35	28,074,999.81	27,954,983.66	486,963.50	5,500.00	492,463.50
TOTAL INTERNAL SERVICE FUNDS	\$ (29,136,407.28)	\$ 90,402,881.43	\$ 76,741,296.23	\$ (15,474,822.08)	\$ 5,316,618.33	\$ (10,158,203.75)
PRIVATE PURPOSE FUNDS						
196 Unclaimed Personal Property	\$ 3,405,093.04	\$ 10,786,536.09	\$ 10,762,834.20	\$ 3,428,794.93	\$ 7,347,409.90	\$ 10,776,204.83
463 WA College Savings Program	(335,791.41)	66,035.64	101,326.76	(371,082.53)	2,572.00	(368,510.53)
738 Department of Social and Health Services Trust	53,654.52	53,654.52	53,654.52
799 WA Achieving a Better Life Experience Program	37,822.86	12.52	37,835.38	37,835.38
TOTAL PRIVATE PURPOSE FUNDS	\$ 3,160,779.01	\$ 10,852,584.25	\$ 10,864,160.96	\$ 3,149,202.30	\$ 7,349,981.90	\$ 10,499,184.20
PENSION TRUST FUNDS						
838 LEOFF Retirement System Benefits Improvement	\$ 1.63	\$	\$	\$ 1.63	\$	\$ 1.63
TOTAL PENSION TRUST FUNDS	\$ 1.63	\$	\$	\$ 1.63	\$	\$ 1.63
CUSTODIAL FUNDS						
165 Salary Reduction	\$ 6,639,887.60	\$ 3,129,336.73	\$ 5,020,566.50	\$ 4,748,657.83	\$ 2,000.00	\$ 4,750,657.83
16C Real Estate/Property Tax Admin Assistance	1,613,616.22	45,380.00	1,613,616.22	45,380.00	45,380.00
17A County Enhanced 911 Excise Tax	6,537,473.63	1,560,185.35	4,977,288.28	4,977,288.28
525 Washington State Combined Fund Drive	1,669,874.56	349,306.29	1,314,033.62	705,147.23	81,365.27	786,512.50
660 Natural Resources Deposit	54,541,197.86	22,322,246.01	17,709,044.45	59,154,399.42	402,161.82	59,556,561.24

RECEIPTS AND DISBURSEMENTS FOR TREASURER'S TRUST FUNDS

	February 1, 2022	February 2022		February 28, 2022		
	Beginning Book Balance	Plus Receipts	Less Disbursements	Ending Book Balance	Outstanding Warrants	Ending Cash Balance
CUSTODIAL FUNDS (Continued)						
734 Centennial Document Preservation and Modernization	\$ 2,565,706.59	\$ 288,542.00	\$	\$ 2,854,248.59	\$	\$ 2,854,248.59
737 High Occupancy Vehicle
757 Maritime Historic Restoration and Preservation	5,255.44	626.28	5,881.72	5,881.72
797 Local Tourism Promotion	1,234,647.55	933,545.77	301,101.78	301,101.78
802 School Employees Salary Reduction	202,785.92	1,805,826.93	2,529,531.53	(520,918.68)	1,627.59	(519,291.09)
847 Separately Managed State Agency Investment
TOTAL CUSTODIAL FUNDS	\$ 75,010,445.37	\$ 27,941,264.24	\$ 30,680,523.44	\$ 72,271,186.17	\$ 487,154.68	\$ 72,758,340.85
TOTAL TREASURER'S TRUST FUNDS	\$ 1,659,047,351.17	\$ 794,294,088.63	\$ 758,223,258.12	\$ 1,695,118,181.68	\$ 23,619,485.56	\$ 1,718,737,667.24

INVESTMENT STATEMENT

INVESTMENT STATEMENT

Fund / Account	February 1, 2022	Purchased	Maturities & Sales	Amortization	February 28, 2022
Treasury & Treasurer's Trust					
Investments (trade date basis)	\$ 13,492,479,933.35	\$ 2,237,201,715.28	\$ 2,816,234,705.15	\$ (2,010,934.83)	\$ 12,911,436,008.65
Reverse Repurchase Agreements
Purchased Accrued Interest	359,343.87	25,363.73	179,577.34	205,130.26
Total Treasury & Treasurer's Trust	\$ 13,492,839,277.22	\$ 2,237,227,079.01	\$ 2,816,414,282.49	\$ (2,010,934.83)	\$ 12,911,641,138.91
Local Government Investment Pool					
Investments (trade date basis)	\$ 20,479,868,978.53	\$ 31,246,374,274.10	\$ 31,133,306,555.56	\$ 689,958.73	\$ 20,593,626,655.80
Reverse Repurchase Agreements
Purchased Accrued Interest	69.44	69.44
Total Local Government Investment Pool	\$ 20,479,869,047.97	\$ 31,246,374,274.10	\$ 31,133,306,625.00	\$ 689,958.73	\$ 20,593,626,655.80
Separately Managed Accounts					
Investments (trade date basis)	\$ 876,202,277.12	\$ 40,278,597.99	\$ 39,770,558.61	\$ (107,422.43)	\$ 876,602,894.07
Purchased Accrued Interest	20,121.28	11,563.47	18,328.17	13,356.58
Total Separately Managed Accounts	\$ 876,222,398.40	\$ 40,290,161.46	\$ 39,788,886.78	\$ (107,422.43)	\$ 876,616,250.65
Total All Accounts	\$ 34,848,930,723.59	\$ 33,523,891,514.57	\$ 33,989,509,794.27	\$ (1,428,398.53)	\$ 34,381,884,045.36

INVESTMENT INTEREST INCOME AND CAPITAL GAINS

INVESTMENT INTEREST INCOME AND CAPITAL GAINS CURRENT MONTH AND FISCAL YEAR TO DATE COMPARISON

Fund / Account	February 2022	February 2021	Fiscal Year 2022	Fiscal Year 2021
Treasury & Treasurer's Trust				
Cash	\$ 10,168,569.06	\$ 7,670,585.38	\$ 74,294,800.78	\$ 60,954,056.06
Custody Bank Fees	(9,674.01)	(4,941.93)	(76,144.29)	(40,918.88)
Other Bank Fees	(1,378.00)	(3,385.17)	(18,871.12)	(20,401.33)
Amortization	(2,010,934.83)	(277,087.88)	(20,701,518.72)	(413,479.82)
Accrued Interest	(1,669,182.96)	(1,497,459.65)	325,485.14	(2,165,611.26)
Gains and Losses	551,209.09	(1,392.07)	3,905,202.26	12,375,542.38
Total Treasury & Treasurer's Trust	\$ 7,028,608.35	\$ 5,886,318.68	\$ 57,728,954.05	\$ 70,689,187.15
Local Government Investment Pool				
Cash	\$ 1,846,351.05	\$ 1,531,345.99	\$ 14,498,315.26	\$ 14,472,890.22
Amortization	689,958.73	869,366.77	3,080,996.46	15,154,607.23
Accrued Interest	(798,263.32)	(297,578.53)	(2,178,825.79)	(1,164,383.41)
Gains and Losses	702.77	87,656.15	113,539.14	409,399.56
Total Local Government Investment Pool	\$ 1,738,749.23	\$ 2,190,790.38	\$ 15,514,025.07	\$ 28,872,513.60
Separately Managed Accounts				
Cash	\$ 499,556.67	\$ 582,047.91	\$ 4,247,257.74	\$ 4,370,171.23
Amortization	(107,422.43)	(8,995.70)	(734,570.46)	113,735.10
Accrued Interest	112,264.59	(108,994.67)	338,480.75	(254,113.02)
Gains and Losses	1,718.01	192,255.00	154,797.24	711,239.73
Total Separately Managed Accounts	\$ 506,116.84	\$ 656,312.54	\$ 4,005,965.27	\$ 4,941,033.04
Total All Accounts	\$ 9,273,474.42	\$ 8,733,421.60	\$ 77,248,944.39	\$ 104,502,733.79

MIKE PELLICCIOTTI
STATE TREASURER
PO BOX 40200
OLYMPIA WA 98504-0200

