



**Washington State  
Treasurer's  
Monthly Report**

**March 2021**



**MIKE PELLICCIOTTI**  
State Treasurer

In accordance with the Americans with Disabilities Act, this publication will be made available in alternate formats upon request to the Office of the State Treasurer, Legislative Building, 2nd Floor, Olympia, Washington 98504-0200, telephone (360) 902-9000, fax (360) 902-9037 or TTY Users Call: 7-1-1. Web Site: <http://tre.wa.gov>.

TABLE OF CONTENTS

	<i>Page</i>
State Treasurer’s Letter .....	1
General Fund .....	2
Treasury, Treasurer’s Trust and Local Government Investment Pool Flow Chart .....	3
Treasury & Treasurer’s Trust, Treasury and Treasurer’s Trust Charts .....	4
General Fund and Local Government Investment Pool Charts .....	5
Receipts and Disbursements for the State Treasury .....	6
Receipts and Disbursements for Trust Funds .....	17
Investment Statement .....	26
Investment Interest Income and Capital Gains .....	27





**Mike Pellicciotti** State  
Treasurer

**State of Washington  
Office of the Treasurer**

Legislative Building  
P.O. Box 40200  
Olympia, Washington 98504-0200

(360) 902-9000 • TTY 7-1-1  
Home Page <http://tre.wa.gov>



Fellow Washingtonians,

I am pleased to report on the operations of the Office of the State Treasurer for the month of March 2021. At the close of the month, the Treasury & Treasurer's Trust book balance was \$8.8 billion with investment earnings distributed for the month of \$7.5 million.

Sincerely,

A handwritten signature in black ink that reads "Mike Pellicciotti". The signature is fluid and cursive.

Mike Pellicciotti  
Washington State Treasurer

# GENERAL FUND

## GENERAL FUND CURRENT MONTH AND FISCAL YEAR TO DATE COMPARISON

(In Millions)

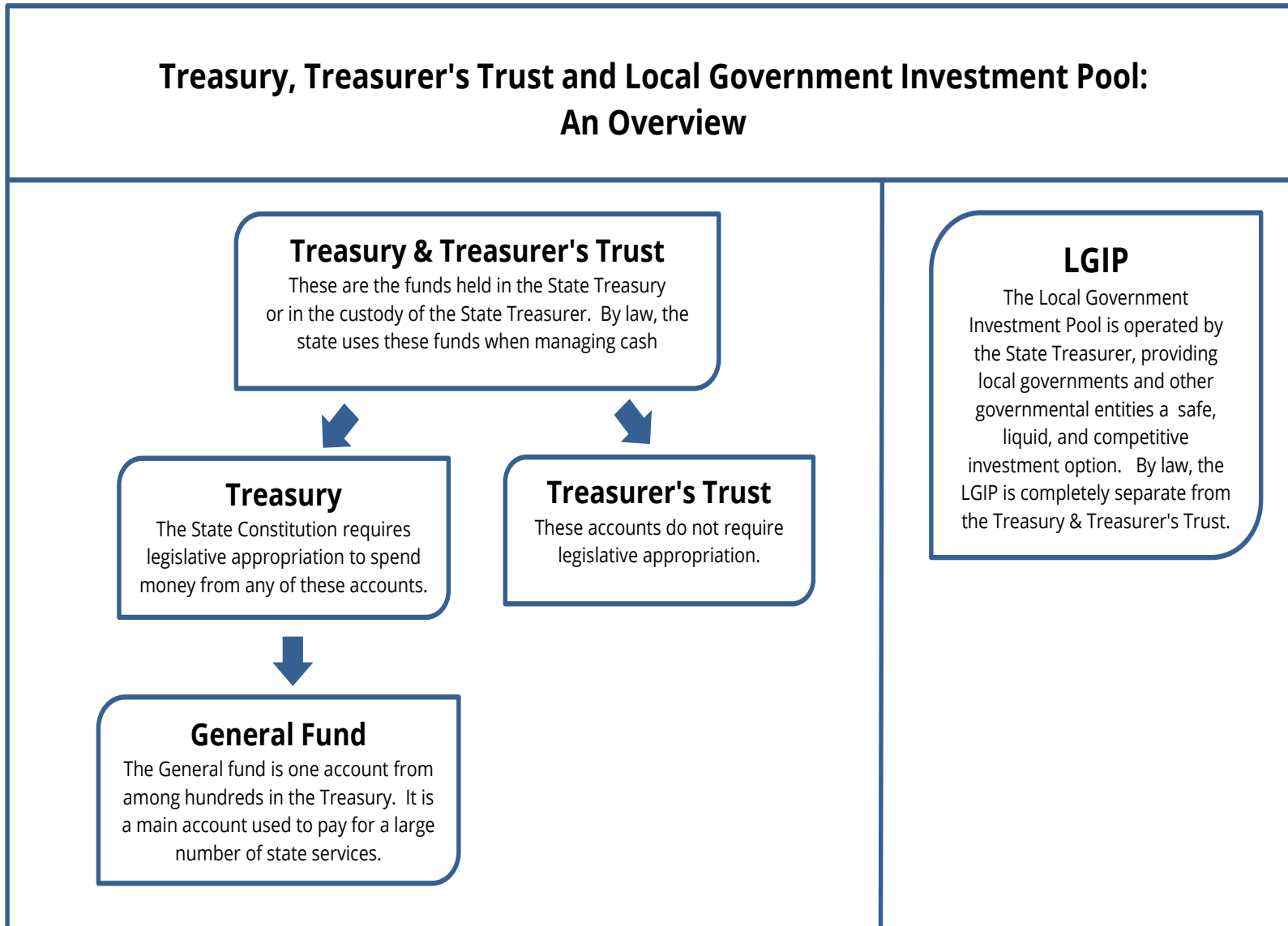
	Month of March		Fiscal Year to Date	
	2021	2020	2021	2020
<b>Beginning Book Balance</b>	\$ 1,601.204	\$ (1,442.873)	\$ 2,427.397	\$ 1,010.867
Cash Revenue	2,829.371	2,602.574	29,615.858	26,062.725
Other Cash Receipts	1,004.121	125.741	3,145.992	2,728.189
<b>Total Cash Receipts</b>	3,833.492	2,728.315	32,761.850	28,790.914
<b>Total Cash Disbursements</b>	3,170.464	2,994.873	36,127.423	31,511.212
<b>Ending Book Balance</b>	\$ (938.176)	\$ (1,709.431)	\$ (938.176)	\$ (1,709.431)
<b>Cash Revenue</b>				
Bond Retirement & Interest	\$ (0.000)	\$ (0.000)	\$ (0.281)	\$ (0.283)
Secretary of State	4.464	3.913	35.678	32.853
<b>Department of Revenue:</b>				
Retail Sales Tax	993.587	756.856	9,087.133	8,722.316
Business & Occupation Tax	398.109	381.850	3,633.960	3,495.398
Compensating Tax	74.512	56.779	601.268	541.222
Cigarette Tax	23.984	24.452	243.628	231.939
Public Utility Tax	47.089	40.871	294.393	286.662
Various Other Revenue	29.274	23.317	547.603	539.587
Insurance Commission	53.460	55.206	417.174	408.908
Liquor and Cannabis Board	38.182	36.536	134.850	97.205
<b>Department of Licensing:</b>				
Excise Tax – Other	0.024	0.014	0.142	0.155
Various Other Revenue	1.326	0.962	10.909	8.799
Department of Social & Health Services	8.612	101.323	31.582	136.213
Universities & Colleges	0.003	0.000	0.004	0.387
Treasurer's Transfers	(13.476)	(13.381)	(98.567)	(113.816)
<b>Counties:</b>				
Property Tax	61.403	73.824	2,173.986	1,637.240
Real Estate Excise Tax	135.960	98.332	1,230.406	950.983
Various Other Revenue	3.119	3.794	30.604	37.286
Federal Grants-In-Aid (All Agencies)	931.596	939.628	10,548.244	8,662.901
Revenues Distributed to Local Governments	(5.686)	(7.253)	(49.728)	(53.356)
Other Agencies' Cash Revenue	43.829	25.551	742.870	440.126
<b>Total Cash Revenue</b>	\$ 2,829.371	\$ 2,602.574	\$ 29,615.858	\$ 26,062.725

Source: Agency Financial Reporting System (AFRS).

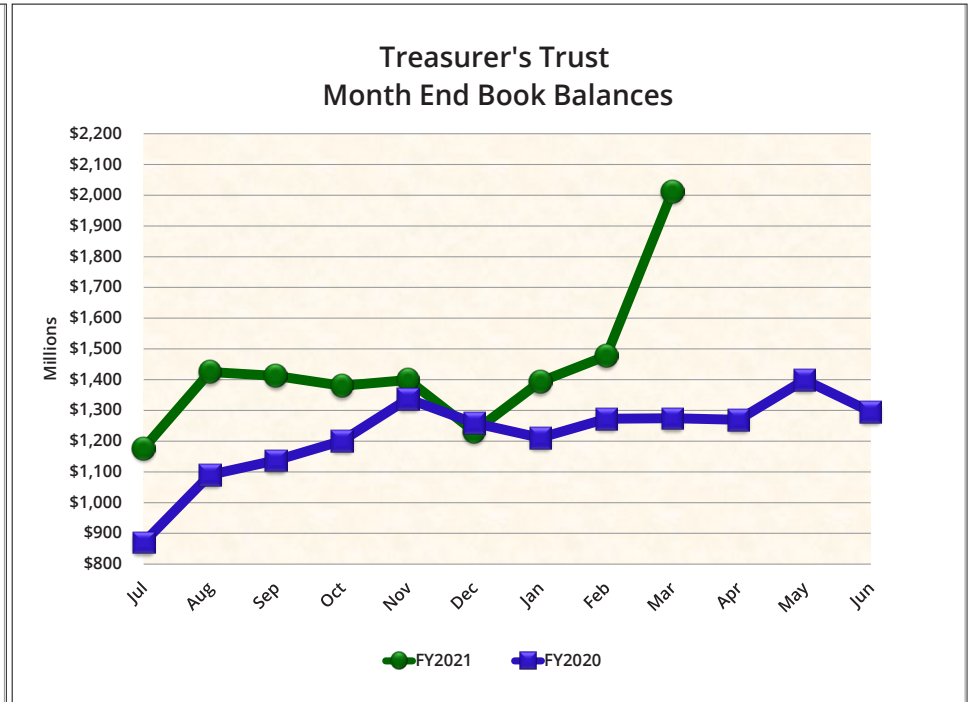
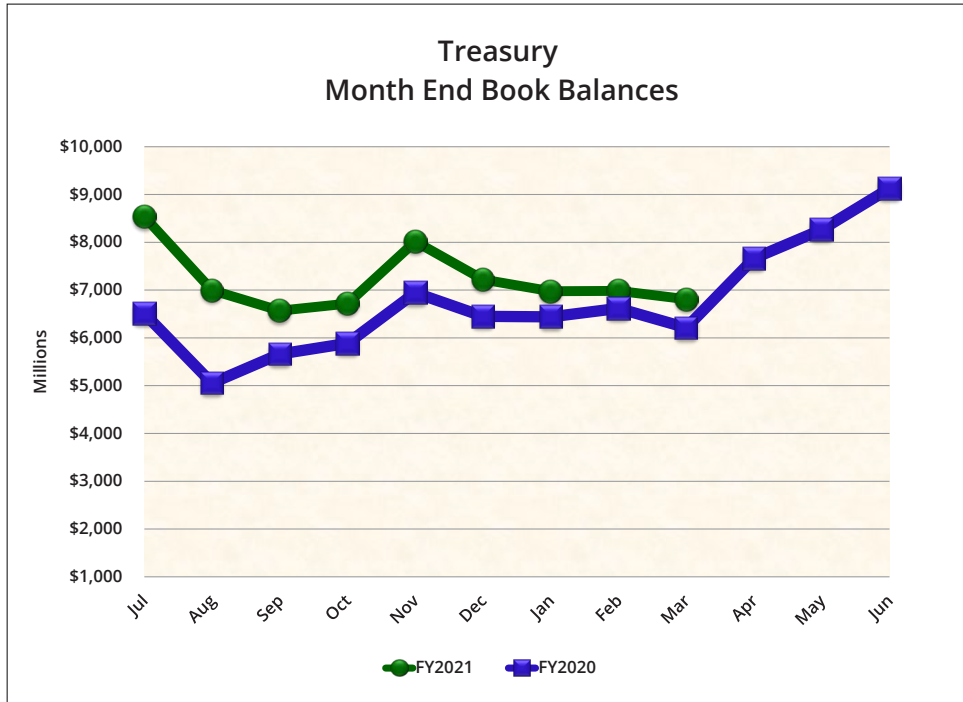
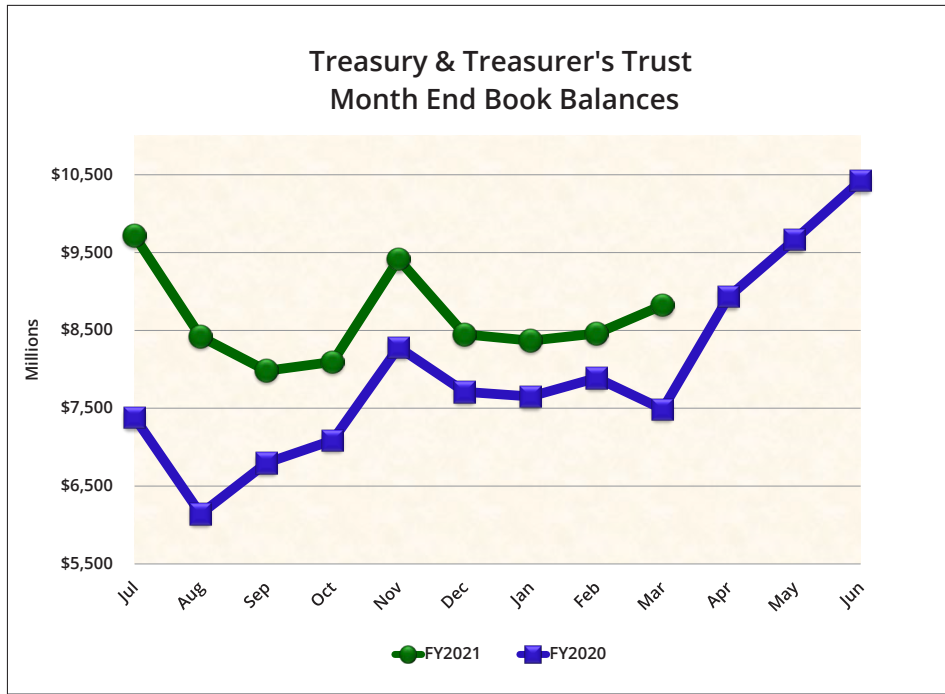
# TREASURY, TREASURER'S TRUST AND LGIP FLOW CHART

The State Treasurer is charged with the cash management of public funds, which includes two categories of state funds and accounts: (1) funds and accounts located in the state treasury, which are subject to legislative appropriation; and (2) Treasurer's trust funds, which are accounts placed in the custody of the State Treasurer, and not typically subject to legislative appropriation. Funds within these accounts are comingled for investment and cash management purposes.

This flow chart describes the structure of the Treasury and Treasurer's Trust Accounts. Month end balances of these accounts are shown on pages 4 and 5.



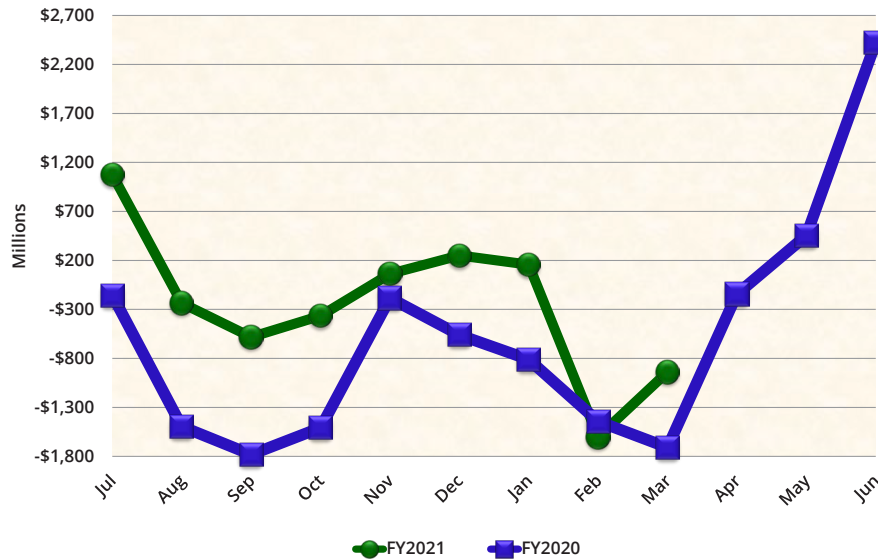
# TREASURY & TREASURER'S TRUST AND TREASURY AND TREASURER'S TRUST CHART



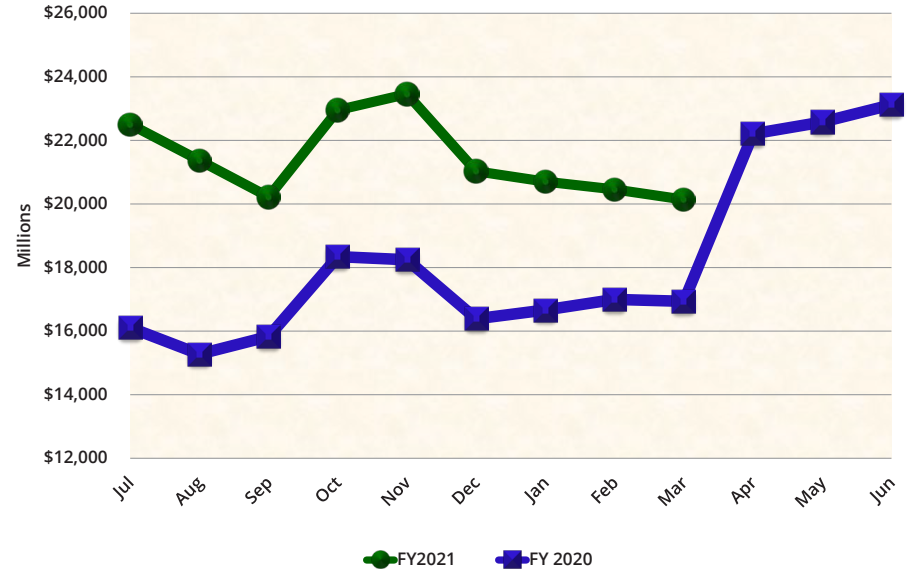


# GENERAL FUND AND LOCAL GOVERNMENT INVESTMENT POOL CHARTS

## General Fund Month End Book Balances

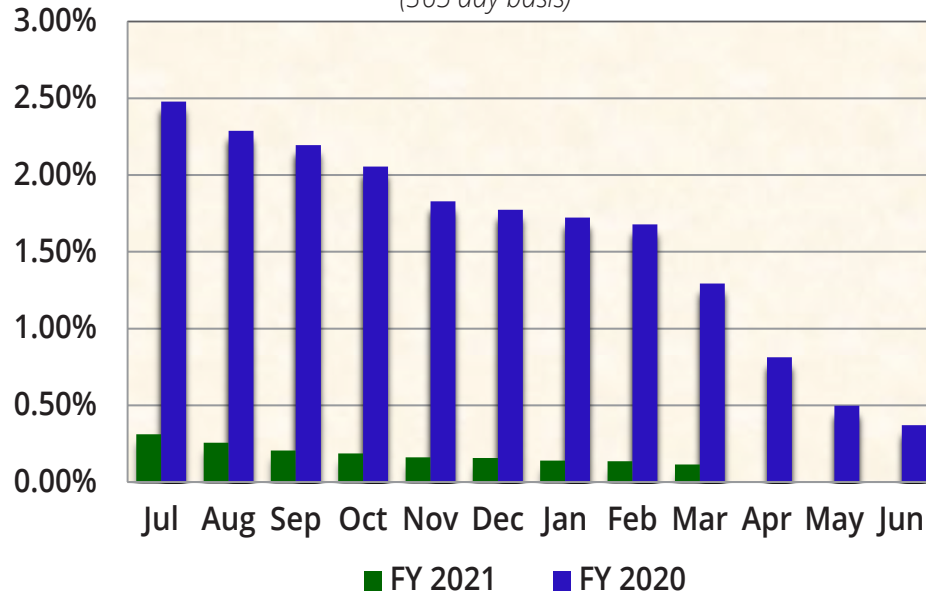


## Local Government Investment Pool Month End Book Balances



## LGIP Net Yield

(365 day basis)



# RECEIPTS AND DISBURSEMENTS FOR TREASURY FUNDS

	March 2021			March 31, 2021		
	Beginning Book Balance	Plus Receipts	Less Disbursements	Ending Book Balance	Outstanding Warrants	Ending Cash Balance
<b>GENERAL FUND</b>						
001 General	\$ (1,601,203,567.39)	\$ 3,833,491,717.03	\$ 3,170,464,452.02	\$ (938,176,302.38)	\$ 57,944,841.93	\$ (880,231,460.45)
018 Millersylvania Park Current	5,210.50	.....	.....	5,210.50	.....	5,210.50
01E Geothermal	71,240.80	.....	(3,898.48)	75,139.28	.....	75,139.28
01N Institutional Impact	19,144.72	.....	.....	19,144.72	.....	19,144.72
02P Flood Control Assistance	2,511,137.56	.....	68,198.29	2,442,939.27	.....	2,442,939.27
031 State Investment Board Expense	4,573,084.81	2,810,464.82	1,961,387.50	5,422,162.13	25.00	5,422,187.13
032 State Emergency Water Projects Revolving	221,616.92	.....	.....	221,616.92	.....	221,616.92
03A Excess Earnings	.....	.....	.....	.....	.....	.....
03L County Criminal Justice Assistance	3,069,994.17	1,322.23	149,267.21	2,922,049.19	8,321.62	2,930,370.81
03M Municipal Criminal Justice Assistance	557,415.01	26.27	51,324.52	506,116.76	3,698.51	509,815.27
04L Public Health Services	6.66	0.01	.....	6.67	.....	6.67
051 State and Local Improvements Revolving	26,744.33	.....	.....	26,744.33	.....	26,744.33
055 State & Local Improve Revolving (Waste Disp Facilities, 1980)	2,639.01	.....	.....	2,639.01	.....	2,639.01
05C Criminal Justice Treatment	1,887,531.79	29,774.12	872,319.49	1,044,986.42	.....	1,044,986.42
05M Tourism Development and Promotion	.....	.....	.....	.....	.....	.....
070 Outdoor Recreation	.....	990,376.90	990,376.90	.....	.....	.....
072 State & Local Improve Revolving (Water Supply Facilities)	846,493.74	.....	.....	846,493.74	.....	846,493.74
09C Farm and Forest	1,683,560.21	.....	432,566.53	1,250,993.68	.....	1,250,993.68
09G Riparian Protection	.....	3,777.20	3,777.20	.....	.....	.....
09R Economic Development Strategic Reserve	2,647,357.29	.....	96,228.83	2,551,128.46	.....	2,551,128.46
10K Veterans Innovation Program	21,382.82	.....	7,000.00	14,382.82	3,500.00	17,882.82
10P Columbia River Basin Water Supply Development	5,385,425.87	3,714.56	238,142.57	5,150,997.86	6,733.60	5,157,731.46
10T Hood Canal Aquatic Rehabilitation Bond	.....	.....	.....	.....	.....	.....
11F Reinvesting in Youth	5.98	.....	.....	5.98	.....	5.98
11N Heritage Barn Preservation	.....	.....	.....	.....	.....	.....
11W Water Quality Capital	34,227.10	.....	.....	34,227.10	.....	34,227.10
125 Site Closure	34,636,090.03	75,312.67	15,944.01	34,695,458.69	.....	34,695,458.69
12J Boating Activities	.....	.....	.....	.....	.....	.....
12K Puget Sound Scientific Research	.....	.....	.....	.....	.....	.....
12R Independent Youth Housing	.....	.....	.....	.....	.....	.....
12W Veterans Conservation Corps	.....	.....	.....	.....	.....	.....
14B Budget Stabilization	1,728,871,077.38	1,183,349.19	1,562,139.00	1,728,492,287.57	.....	1,728,492,287.57
14C Puget Sound Recovery	.....	.....	.....	.....	.....	.....
14H Community Preservation & Development Authority	1,503,350.59	.....	5,396.98	1,497,953.61	.....	1,497,953.61
14L Streamlined Sales & Use Tax Mitigation	3,185,323.04	.....	.....	3,185,323.04	.....	3,185,323.04
15C WA Community Tech Opportunity	.....	.....	.....	.....	.....	.....
15J Building Communities	.....	.....	.....	.....	.....	.....
15K Columbia River Water Delivery	16,173.66	.....	.....	16,173.66	.....	16,173.66
15R Evergreen Job Training	.....	.....	.....	.....	.....	.....

# RECEIPTS AND DISBURSEMENTS FOR TREASURY FUNDS

	March 1, 2021	March 2021		March 31, 2021		
	Beginning Book Balance	Plus Receipts	Less Disbursements	Ending Book Balance	Outstanding Warrants	Ending Cash Balance
<b>GENERAL FUND (Continued)</b>						
16V Water Rights Processing	\$ 77,287.33	\$ 200.00	\$ .....	\$ 77,487.33	\$ .....	\$ 77,487.33
177 Judicial Retirement Administrative	.....	.....	.....	.....	.....	.....
17C Opportunity Express Account	62,171.42	.....	.....	62,171.42	.....	62,171.42
17E State Efficiency and Restructuring	.....	.....	.....	.....	.....	.....
17F Washington Opportunity Pathways	106,017,326.44	13,734,600.01	13,156,402.53	106,595,523.92	.....	106,595,523.92
17K Basic Health Plan Stabilization	.....	.....	.....	.....	.....	.....
18H Opportunity Expansion	326.64	.....	.....	326.64	.....	326.64
19K Yakima Integrated Plan Implementation	.....	.....	.....	.....	.....	.....
19L Charter Schools Oversight	302,214.68	97,015.74	101,097.97	298,132.45	840.66	298,973.11
19N Diesel Idle Reduction	.....	.....	.....	.....	.....	.....
20C Yakima Integrated Plan Implementation Taxable Bond	.....	.....	.....	.....	.....	.....
20F Invest in Washington	.....	.....	.....	.....	.....	.....
21B Chehalis Basin	.....	.....	.....	.....	.....	.....
21D Dairy Nutrient Infrastructure	.....	.....	.....	.....	.....	.....
21P Sexual Assault Prevention and Response	.....	.....	.....	.....	.....	.....
21R DCYF Contracted Services Performance Improvement	.....	.....	.....	.....	.....	.....
22C Early Learning Facilities Revolving	(26,476.00)	384,599.77	358,123.77	.....	.....	.....
22D Early Learning Facilities Development	(0.02)	.....	.....	(0.02)	.....	(0.02)
22T Statewide Tourism Marketing	4,966,852.56	10,896.63	3,739.40	4,974,009.79	.....	4,974,009.79
23H Defense Community Compatibility	.....	.....	.....	.....	.....	.....
23J Statewide Broadband	21,091,492.76	14,465.80	48,836.98	21,057,121.58	106.22	21,057,227.80
244 Habitat Conservation	.....	620,862.84	667,035.54	(46,172.70)	.....	(46,172.70)
24H Career Connected Learning	.....	.....	.....	.....	.....	.....
24M Climate Resiliency	.....	.....	.....	.....	.....	.....
24U Sustainable Farms and Fields	.....	.....	.....	.....	.....	.....
253 Education Construction	22,277.28	15.24	.....	22,292.52	.....	22,292.52
291 Education Savings	.....	.....	.....	.....	.....	.....
355 State Taxable Building Construction	39,987,247.35	(385,009.49)	2,819,744.84	36,782,493.02	.....	36,782,493.02
359 School Constr & Skill Ctrs Bldg	512,435.03	.....	196,410.07	316,024.96	.....	316,024.96
488 Special Personnel Litigation Revolving	.....	.....	.....	.....	.....	.....
489 Pension Funding Stabilization	139,455,900.25	98,560.39	25,544,513.57	114,009,947.07	.....	114,009,947.07
548 LEOFF System Plan 2 Expense	186,194.30	145,761.50	132,790.20	199,165.60	4,640.09	203,805.69
563 Columbia River Crossing Project	.....	.....	.....	.....	.....	.....
702 Dedicated McCleary Penalty	.....	.....	.....	.....	.....	.....
828 Tobacco Prevention and Control	1,103,776.74	757.51	21,240.00	1,083,294.25	.....	1,083,294.25
830 Agricultural College Trust Management	\$1,431,958.98	415.00	60,118.35	1,372,255.63	1,437.04	1,373,692.67
<b>TOTAL GENERAL FUND</b>	<b>\$ 505,763,652.34</b>	<b>\$ 3,853,312,975.94</b>	<b>\$ 3,220,024,675.79</b>	<b>\$ 1,139,051,952.49</b>	<b>\$ 57,974,144.67</b>	<b>\$ 1,197,026,097.16</b>

# RECEIPTS AND DISBURSEMENTS FOR TREASURY FUNDS

	March 1, 2021		March 2021		March 31, 2021		
	Beginning Book Balance		Plus Receipts	Less Disbursements	Ending Book Balance	Outstanding Warrants	Ending Cash Balance
<b>SPECIAL REVENUE FUNDS</b>							
002 Hospital Data Collection	\$ 128,541.92	\$ .....	\$ (2,269.52)	\$ 130,811.44	\$ .....	\$ 130,811.44	
003 Architects' License	885,053.72	73,212.40	129,565.22	828,700.90	.....	828,700.90	
007 Winter Recreational Program	3,234,850.11	232,481.30	191,353.95	3,275,977.46	6,225.00	3,282,202.46	
014 Forest Development	15,625,822.65	2,005.31	88,625.50	15,539,202.46	43,968.48	15,583,170.94	
01B ORV & Non-Highway Vehicle Account	1,600,677.82	252,476.77	141,784.81	1,711,369.78	.....	1,711,369.78	
01M Snowmobile	4,173,333.25	124,766.06	621,523.29	3,676,576.02	53,997.50	3,730,573.52	
024 Professional Engineers'	1,167,003.85	187,235.23	146,928.43	1,207,310.65	7,889.16	1,215,199.81	
025 Pilotage	(214,303.38)	415,571.86	108,688.40	92,580.08	400.00	92,980.08	
026 Real Estate Commission	1,248,077.03	499,337.75	1,134,888.49	612,526.29	2,400.00	614,926.29	
027 Reclamation	4,554,033.69	743,499.26	443,220.42	4,854,312.53	3,780.00	4,858,092.53	
02A Surveys and Maps	975,316.52	66,873.02	115,272.35	926,917.19	17.06	926,934.25	
02G Health Professions	19,862,855.19	8,426,194.46	6,401,475.74	21,887,573.91	22,347.29	21,909,921.20	
02H Business Enterprises Revolving	950,598.64	28,762.04	79,980.49	899,380.19	1,750.07	901,130.26	
02J Certified Public Accountants'	2,687,631.90	271,312.95	137,542.32	2,821,402.53	1,550.00	2,822,952.53	
02K Death Investigations	554,875.60	583,053.03	1,161,619.41	(23,690.78)	6,362.63	(17,328.15)	
02M Essential Rail Assistance	619,127.90	1,788.65	2,439.49	618,477.06	.....	618,477.06	
02N Parkland Acquisition	29,620.54	.....	.....	29,620.54	.....	29,620.54	
02R Aquatic Lands Enhancement	8,668,769.39	2,377.11	(138,496.71)	8,809,643.21	143,203.80	8,952,847.01	
02W Timber Tax Distribution	116,624.18	335,900.19	272,164.24	180,360.13	1,868.37	182,228.50	
030 Landowner Contingency Forest Fire Suppression	(2,632,794.09)	34.85	(35,946.88)	(2,596,812.36)	.....	(2,596,812.36)	
039 Aeronautics	978,011.03	443,863.13	227,117.77	1,194,756.39	1,560.58	1,196,316.97	
03B Asbestos	1,068,062.21	39,100.00	21,205.87	1,085,956.34	.....	1,085,956.34	
03C Emergency Medical Services and Trauma Care System Trust	12,979,442.07	3,763,593.03	6,465,545.41	10,277,489.69	216,272.50	10,493,762.19	
03F Enhanced 911	7,746,584.96	2,389,940.36	2,394,420.06	7,742,105.26	184,957.15	7,927,062.41	
03N Business License	7,092,601.24	3,728,146.94	3,147,771.26	7,672,976.92	94,524.04	7,767,500.96	
03P Fire Service Trust	609,383.56	5,340.00	613.95	614,109.61	10.00	614,119.61	
03R Safe Drinking Water	4,160,064.38	873,873.09	237,607.77	4,796,329.70	.....	4,796,329.70	
041 Resource Management Cost	19,900,571.11	17,587.84	798,373.68	19,119,785.27	68,674.00	19,188,459.27	
042 Charitable, Educational, Penal, and Reformatory Institutions	4,050,869.56	2,943.15	(177,764.91)	4,231,577.62	.....	4,231,577.62	
044 Waste Reduction, Recycling, and Litter Control	9,662,099.55	1,541,461.25	456,060.10	10,747,500.70	5,261.68	10,752,762.38	
045 State Vehicle Parking	400,838.27	275,684.31	369,375.01	307,147.57	24,490.73	331,638.30	
048 Marine Fuel Tax Refund	294,504.71	.....	.....	294,504.71	.....	294,504.71	
04E Uniform Commercial Code	2,678,390.51	226,735.00	218,236.70	2,686,888.81	.....	2,686,888.81	
04H Surface Mining Reclamation	1,901,808.23	120.38	(20,169.44)	1,922,098.05	.....	1,922,098.05	
04M Recreational Fisheries Enhancement	817,489.48	102,859.63	177,275.39	743,073.72	18,574.32	761,648.04	
04R Drinking Water Assistance	88,673,755.53	2,468,204.35	3,483,238.71	87,658,721.17	.....	87,658,721.17	
04V Vehicle License Fraud	358,186.93	10,834.72	.....	369,021.65	.....	369,021.65	
04W Waterworks Operator Certification	1,214,374.86	39,320.00	29,113.64	1,224,581.22	88.74	1,224,669.96	
058 Public Works Assistance	27,950,847.56	1,603,774.99	6,576,172.86	22,978,449.69	130,162.11	23,108,611.80	

# RECEIPTS AND DISBURSEMENTS FOR TREASURY FUNDS

	March 1, 2021		March 2021		March 31, 2021		
	Beginning Book Balance		Plus Receipts	Less Disbursements	Ending Book Balance	Outstanding Warrants	Ending Cash Balance
<b>SPECIAL REVENUE FUNDS (Continued)</b>							
05H Disaster Response	\$ 94,458,114.79	\$	277,173,430.41	\$ 294,951,067.46	\$ 76,680,477.74	\$ 84,323.59	\$ 76,764,801.33
05R Drinking Water Assistance Administrative	4,091,152.78		2,812.23	67,462.81	4,026,502.20	.....	4,026,502.20
05W State Drought Preparedness and Response	2,290,733.78		37.64	.....	2,290,771.42	.....	2,290,771.42
06A Salmon Recovery	27,893.34	.....	.....	.....	27,893.34	.....	27,893.34
06G Real Estate Appraiser Commission	550,065.33		85,870.74	77,213.07	558,723.00	90.00	558,813.00
06K Lead Paint	166,783.50		5,825.00	2,035.76	170,572.74	.....	170,572.74
06L Business and Professions	1,266,675.12		921,549.77	1,271,646.65	916,578.24	3,011.50	919,589.74
06R Real Estate Research	816,579.43		25,140.00	303.09	841,416.34	.....	841,416.34
06T License Plate Technology	1,166,942.79		169,233.06	1,723.15	1,334,452.70	6.10	1,334,458.80
071 Warm Water Game Fish	1,290,155.09		88,179.18	185,322.55	1,193,011.72	3.76	1,193,015.48
07W Domestic Violence Prevention	1,986,745.17		81,513.46	26,300.70	2,041,957.93	14,894.40	2,056,852.33
080 Grade Crossing Protective	235,709.52		161.39	.....	235,870.91	.....	235,870.91
081 State Patrol Highway	23,930,504.55		34,442,656.65	20,757,738.45	37,615,422.75	335,892.19	37,951,314.94
082 Motorcycle Safety Education	2,894,354.80		260,853.03	211,409.48	2,943,798.35	.....	2,943,798.35
084 Building Code Council	664,940.75		65,246.08	59,060.19	671,126.64	269.16	671,395.80
086 Fire Service Training	(754,824.53)		2,589.75	360,061.89	(1,112,296.67)	16,927.88	(1,095,368.79)
087 Park Land Trust Revolving	3,408,606.53		122,302.87	238,011.70	3,292,897.70	7,560.00	3,300,457.70
08A Education Legacy Trust	1,110,020,922.19		51,004,325.65	14,421,287.92	1,146,603,959.92	417,392.54	1,147,021,352.46
08H Military Department Rental and Lease	3,116,357.64		29,557.57	8,224.84	3,137,690.37	240.00	3,137,930.37
08K Problem Gambling	907,856.34		57,154.78	(11,452.14)	976,463.26	18,010.00	994,473.26
08M Small City Pavement and Sidewalk	757,467.07		64,934.34	66.28	822,335.13	.....	822,335.13
08R Waste Tire Removal	6,360,362.89		466,814.00	16,330.49	6,810,846.40	.....	6,810,846.40
094 Transportation Infrastructure	3,882,711.57		(1,107,334.85)	75,236.80	2,700,139.92	.....	2,700,139.92
095 Electrical License	10,854,988.79		2,692,065.35	2,395,212.98	11,151,841.16	20,354.14	11,172,195.30
096 Highway Infrastructure	1,945,784.71		1,331.82	.....	1,947,116.53	.....	1,947,116.53
097 Recreational Vehicle	2,923,637.04		73,960.17	3,605.40	2,993,991.81	6.00	2,993,997.81
099 Puget Sound Capital Construction	(1,011,625.44)		22,354,554.77	8,331,793.11	13,011,136.22	23,801.21	13,034,937.43
09E Freight Mobility Investment	11,076,431.67		983,425.95	2,746,958.96	9,312,898.66	.....	9,312,898.66
09H Transportation Partnership	66,021,072.09		(89,191,819.14)	(11,356,992.02)	(11,813,755.03)	228,773.84	(11,584,981.19)
09P City-County Assistance	5,082,040.40		1,320,756.50	6,401,909.26	887.64	.....	887.64
09T Washington Main Street Trust Fund	51,638.16		500.00	.....	52,138.16	.....	52,138.16
102 Rural Arterial Trust	14,306,699.93		1,278,184.24	1,392,078.13	14,192,806.04	14.57	14,192,820.61
104 State Wildlife	21,950,885.54		4,440,889.34	4,939,324.34	21,452,450.54	181,621.42	21,634,071.96
106 Highway Safety	28,122,570.00		4,886,114.42	7,343,124.38	25,665,560.04	144,362.20	25,809,922.24
107 Liquor Excise Tax	7,856,415.85		6,530,722.71	109,464.97	14,277,673.59	351.77	14,278,025.36
108 Motor Vehicle	322,491,078.66		142,508,567.45	121,231,485.39	343,768,160.72	2,394,997.05	346,163,157.77
109 Puget Sound Ferry Operations	(46,566,586.08)		31,064,681.12	19,233,997.40	(34,735,902.36)	123,292.38	(34,612,609.98)
10A Aquatic Algae Control	374,021.28		9,582.00	4,794.05	378,809.23	1.00	378,810.23
10B Home Security Fund	63,145,077.14		2,955,613.26	1,924,091.77	64,176,598.63	44,256.93	64,220,855.56

# RECEIPTS AND DISBURSEMENTS FOR TREASURY FUNDS

	March 1, 2021		March 2021		March 31, 2021		
	Beginning Book Balance		Plus Receipts	Less Disbursements	Ending Book Balance	Outstanding Warrants	Ending Cash Balance
<b>SPECIAL REVENUE FUNDS (Continued)</b>							
10G Water Rights Tracking System	\$ 814,640.65	\$ .....	\$ .....	\$ .....	\$ 814,640.65	\$ .....	\$ 814,640.65
110 Special Wildlife	7,739,081.67		54,860.88	183,065.42	7,610,877.13	3,362.00	7,614,239.13
111 Public Service Revolving	4,968,937.42		80,824.67	1,812,046.38	3,237,715.71	12,391.81	3,250,107.52
113 Common School Construction	18,879,963.25		451,654.84	18,686,920.65	644,697.44	16,439.00	661,136.44
116 Basic Data	68,691.34	.....		40,205.33	28,486.01	.....	28,486.01
119 Unemployment Compensation Administration	212,231.11		19,384,304.44	19,380,399.38	216,136.17	1,315,897.49	1,532,033.66
11B Regional Mobility Grant Program	52,970,690.39		6,453,564.22	3,045,450.33	56,378,804.28	349,681.00	56,728,485.28
11E Freight Mobility Multimodal	9,378,623.45		(905,580.53)	32.18	8,473,010.74	.....	8,473,010.74
11H Forest and Fish Support	4,122,600.73		800,245.94	238,642.35	4,684,204.32	.....	4,684,204.32
11K Washington Auto Theft Prevention Authority	(2,367,858.53)		321,654.24	460,545.51	(2,506,749.80)	.....	(2,506,749.80)
120 Administrative Contingency	16,102,754.33		6,499,060.85	612,875.95	21,988,939.23	.....	21,988,939.23
12C Affordable Housing For All	3,143,978.21		540,196.76	146,564.36	3,537,610.61	.....	3,537,610.61
12M Charitable Organization Education	1,630,992.44		22,060.00	20,750.00	1,632,302.44	.....	1,632,302.44
12T Traumatic Brain Injury	1,352,858.77		145,512.91	33,370.27	1,465,001.41	.....	1,465,001.41
134 Employment Services Administrative	23,018,895.19		3,111,824.62	1,759,218.87	24,371,500.94	2,080.00	24,373,580.94
138 Insurance Commissioner's Regulatory	21,793,541.27		35,167.33	2,822,936.58	19,005,772.02	60,720.14	19,066,492.16
144 Transportation Improvement	7,342,113.25		6,347,685.98	7,014,664.22	6,675,135.01	.....	6,675,135.01
146 Firearms Range	1,685,134.89		38,141.28	973.08	1,722,303.09	.....	1,722,303.09
14A Wildlife Rehabilitation	686,054.80		16,307.07	15,351.97	687,009.90	859.12	687,869.02
14G Ballast Water and Biofouling Management	47,456.87	.....		200.00	47,256.87	.....	47,256.87
14M Financial Fraud & ID Theft	1,068,988.65	.....		7,922.07	1,061,066.58	106.22	1,061,172.80
14R Military Active State Service	377,080.32	.....		.....	377,080.32	.....	377,080.32
14V Ignition Interlock Device	944,503.94		317,698.50	70,648.41	1,191,554.03	219.62	1,191,773.65
150 Low-Income Weatherization/ Structural Rehabilitation Assistance	1,580,762.84		1,082.94	2,503.64	1,579,342.14	.....	1,579,342.14
153 Rural Mobility Grant Program	8,125,976.82		4,033,883.20	2,339,459.61	9,820,400.41	527,560.00	10,347,960.41
154 New Motor Vehicle Arbitration	1,206,317.86		63,144.00	54,275.15	1,215,186.71	8,918.00	1,224,104.71
158 Aquatic Land Dredged Material Disposal Site	384,261.66		3.17	(50,926.63)	435,191.46	.....	435,191.46
159 Parks Improvement	970,423.51		18,042.74	11,936.87	976,529.38	250.00	976,779.38
15H Cleanup Settlement	61,231,968.27		41,975.03	381,164.20	60,892,779.10	.....	60,892,779.10
15M Biotoxin	222,947.93		44,722.70	74,463.73	193,206.90	1,668.98	194,875.88
160 Wood Stove Education and Enforcement	574,905.55		36,584.71	17,298.56	594,191.70	.....	594,191.70
162 Farm Labor Contractor	142,643.23		2,757.00	.....	145,400.23	.....	145,400.23
167 Natural Resources Conservation Areas Stewardship	314,500.19		57.02	601.74	313,955.47	.....	313,955.47
16A Judicial Stabilization Trust	1,474,287.58		384,788.95	42,175.42	1,816,901.11	.....	1,816,901.11
16J SR 520 Corridor	77,081,909.92		(2,449,219.00)	6,024,546.78	68,608,144.14	21,616.08	68,629,760.22
16M Appraisal Management Company	113,007.97		8,550.00	20,892.06	100,665.91	3,650.00	104,315.91
16P Marine Resources Stewardship Trust	24,733.34		16.93	.....	24,750.27	.....	24,750.27
16W Hospital Safety Net Assessment	72,906,014.05		65,181,584.83	47,382,833.41	90,704,765.47	.....	90,704,765.47
172 Basic Health Plan Trust	5,847,699.00	.....	.....	.....	5,847,699.00	.....	5,847,699.00

# RECEIPTS AND DISBURSEMENTS FOR TREASURY FUNDS

	March 1, 2021		March 2021		March 31, 2021						
	Beginning Book Balance		Plus Receipts	Less Disbursements	Ending Book Balance	Outstanding Warrants	Ending Cash Balance				
<b>SPECIAL REVENUE FUNDS (Continued)</b>											
176 Water Quality Permit	\$ 16,792,139.14	\$	6,193,173.35	\$	1,907,423.70	\$	21,077,888.79	\$	19,133.81	\$	21,097,022.60
17B Home Visiting Services	8,696,202.33		770,738.22		1,941,883.43		7,525,057.12				7,525,057.12
17N Complete Streets Grant Program	57,464.00						57,464.00				57,464.00
17P SR520 Civil Penalties	14,518,495.42		(772.73)		(330,828.48)		14,848,551.17				14,848,551.17
17T Health Benefit Exchange	27,198,244.93		4,226,163.00		150,650.79		31,273,757.14				31,273,757.14
17W Limousine Carriers	127,967.06						127,967.06				127,967.06
182 Underground Storage Tank	716,329.66		168,330.34		(252.68)		884,912.68				884,912.68
186 County Arterial Preservation	558,994.75		1,581,814.63		1,080,988.89		1,059,820.49		167.51		1,059,988.00
18J Capital Vessel Replacement	15,898,000.71		(12,456,258.78)		3,821,499.27		(379,757.34)		105.09		(379,652.25)
18L Hydraulic Project Approval											
199 Biosolids Permit	738,467.64		532,695.93		87,322.96		1,183,840.61		3,274.95		1,187,115.56
19A Medicaid Fraud Penalty	989,841.45		670,798.34		297,873.61		1,362,766.18		5,432.93		1,368,199.11
19C Forest Practice Application	102,634.90		41.18		(10,707.53)		113,383.61		200.00		113,583.61
19T DOL Technology Improvement and Data Management	789,110.70		32,825.20		12,346.15		809,589.75		8.00		809,597.75
19V Andy Hill Cancer Research Endowment Fund	6,685,837.98		1,113,608.28		146,101.69		7,653,344.57				7,653,344.57
200 Regional Fisheries Enhancement Salmonid Recovery	48,297.86		26,582.32		113,854.72		(38,974.54)				(38,974.54)
201 Department of Licensing Services	4,294,414.17		341,360.48		1,131,258.60		3,504,516.05		11.71		3,504,527.76
202 Medical Test Site Licensure	(840,367.93)		28,949.94		90,963.09		(902,381.08)		107.81		(902,273.27)
204 Volunteer Fire Fighters' and Reserve Officers' Administrative	1,482,259.98		1,027.85		31,781.51		1,451,506.32				1,451,506.32
207 Hazardous Waste Assistance	3,058,067.86		4,590.00		173,230.85		2,889,427.01		1,336.46		2,890,763.47
20B Brownfield Redevelopment Trust Fund											
20H Connecting Washington	399,019,918.00		14,330,058.91		84,968,880.94		328,381,095.97		366,025.59		328,747,121.56
20J Electric Vehicle	9,061,148.25		1,212,662.24		462.50		10,273,347.99		75.00		10,273,422.99
20M Puget Sound Taxpayer Accountability	3,963,995.03		5,787,862.80		5,502,452.10		4,249,405.73				4,249,405.73
20N Transportation Future Funding Program	5,643,707.95		3,862.92				5,647,570.87				5,647,570.87
20R Radioactive Mixed Waste	2,160,668.53		100,000.00		914,362.65		1,346,305.88		1,109.99		1,347,415.87
20T PLIA Underground Storage Tank Revolving	20,048,408.50		21,338.38		584,145.54		19,485,601.34		103.50		19,485,704.84
215 Special Category C	13,701,740.78		(128,197.65)		1,143,643.10		12,429,900.03				12,429,900.03
216 Air Pollution Control	20,299,354.59		161,093.38		332,484.08		20,127,963.89		1,584.02		20,129,547.91
217 Oil Spill Prevention	5,046,578.30		1,009,046.46		309,679.32		5,745,945.44		10,726.82		5,756,672.26
218 Multimodal Transportation	346,478,174.59		43,281,372.62		16,770,629.28		372,988,917.93		284,964.03		373,273,881.96
21E Concealed Pistol License Renewal	278,943.31		13,866.72		4,869.18		287,940.85				287,940.85
21H Wastewater Treatment Plant Operator Certification	469,750.56		5,897.40		53.50		475,594.46		161.50		475,755.96
21M Distracted Driving Prevention	57,075.90		(34,101.39)				22,974.51				22,974.51
21S Aquatic Invasive Species Management	282,506.86		22,964.00		52,328.65		253,142.21		107.98		253,250.19
21V Construction Registration Inspection	2,587,746.57		1,440,477.83		1,109,320.86		2,918,903.54		3,414.42		2,922,317.96
222 Freshwater Aquatic Weeds	979,921.67		48,894.00		23,197.45		1,005,618.22		12.00		1,005,630.22
223 State Oil Spill Response	3,139,699.11		254,736.26		77,037.62		3,317,397.75				3,317,397.75
22J Abandoned Recreational Vehicle Disposal	1,351,659.21		146,543.51		93,710.13		1,404,492.59		1,552.00		1,406,044.59

# RECEIPTS AND DISBURSEMENTS FOR TREASURY FUNDS

	March 1, 2021		March 2021		March 31, 2021		
	Beginning Book Balance		Plus Receipts	Less Disbursements	Ending Book Balance	Outstanding Warrants	Ending Cash Balance
<b>SPECIAL REVENUE FUNDS (Continued)</b>							
22M Energy Efficiency	\$ 9,397,301.77	\$ .....	\$ 70,202.48	\$ 9,327,099.29	\$ 48.11	\$ 9,327,147.40	
22R Internet Consumer Access	.....	.....	.....	.....	.....	.....	
22U Secure Drug Take-Back Program	861,510.02	.....	19,598.99	841,911.03	.....	841,911.03	
22W Public Disclosure Transparency	1,408,510.94	4,629.09	9,403.18	1,403,736.85	.....	1,403,736.85	
234 Public Works Administration	9,284,659.56	295,511.13	425,292.32	9,154,878.37	21,070.61	9,175,948.98	
235 Youth Tobacco & Vapor Product Prevention	1,549,078.20	166,383.10	113,975.63	1,601,485.67	1,710.37	1,603,196.04	
237 Recreation Access Pass	1,433,519.22	1,621,295.33	380.00	3,054,434.55	420.00	3,054,854.55	
23G Vulnerable Roadway User Education	5,250.95	375.87	.....	5,626.82	.....	5,626.82	
23N Model Toxics Control Capital	117,452,460.07	9,813,783.72	356,866.08	126,909,377.71	56,897.26	126,966,274.97	
23P Model Toxics Control Operating	63,570,184.38	20,288,384.60	11,442,692.24	72,415,876.74	218,234.20	72,634,110.94	
23R Model Toxics Control Stormwater	39,029,415.27	4,527,462.16	420,145.11	43,136,732.32	7,627.68	43,144,360.00	
23S Puget Sound Gateway Facility	.....	.....	.....	.....	.....	.....	
23T Congestion Relief Traffic Safety	82,410.80	1,191.53	.....	83,602.33	.....	83,602.33	
23V Voluntary Cleanup	63,438.74	3,041.89	.....	66,480.63	.....	66,480.63	
23W Paint Product Stewardship	3,000.80	.....	(36.03)	3,036.83	.....	3,036.83	
24B Foundational Public Health Services	7,003,444.28	1,113,610.13	(3,351.63)	8,120,406.04	.....	8,120,406.04	
24J Workforce Education Investment	(18,196,612.62)	32,324,956.71	20,721,477.03	(6,593,132.94)	.....	(6,593,132.94)	
24K Agency Financial Transaction	6,320,855.15	862,504.52	818,699.88	6,364,659.79	0.90	6,364,660.69	
24L Ambulance Transport	.....	.....	.....	.....	.....	.....	
24N Fish, Wildlife, and Conservation	.....	.....	.....	.....	.....	.....	
24P Insurance Commissioner's Fraud	984,349.53	7,832.00	151,324.39	840,857.14	15,554.70	856,411.84	
24Q Cooper Jones Active Transportation Safety	.....	.....	.....	.....	.....	.....	
24R Recycling Enhancement Fee	.....	.....	.....	.....	.....	.....	
24V Telebehavioral Health Access	.....	.....	.....	.....	.....	.....	
260 University of Washington Operating Fees	123.54	.....	.....	123.54	.....	123.54	
262 Manufactured Home Installation Training	618,841.62	23,732.19	19,739.48	622,834.33	.....	622,834.33	
263 Community and Economic Development Fee	5,055,611.78	77,421.86	110,316.73	5,022,716.91	15.78	5,022,732.69	
267 Recreation Resources	23,562,675.45	661,217.69	951,075.69	23,272,817.45	.....	23,272,817.45	
268 Nonhighway and Off-Road Vehicle Activities (NOVA) Program	11,374,006.86	529,507.22	562,908.83	11,340,605.25	14.76	11,340,620.01	
269 Parks Renewal and Stewardship	33,048,598.97	5,946,161.60	4,391,431.33	34,603,329.24	112,034.65	34,715,363.89	
271 Washington State University Operating Fees	.....	.....	.....	.....	.....	.....	
275 Central Washington University Operating Fees	.....	.....	.....	.....	.....	.....	
277 State Agency Parking	358,167.36	1,695.00	(806.26)	360,668.62	.....	360,668.62	
285 Growth Management Planning and Environmental Review	4,487,526.24	366,211.70	318,540.76	4,535,197.18	53.11	4,535,250.29	
296 Columbia River Basin Water Supply Rev Recovery	6,682,995.04	6,081.20	32,426.10	6,656,650.14	.....	6,656,650.14	
315 Dedicated Marijuana Fund	338,119,517.56	47,619,657.81	5,488,164.77	380,251,010.60	41,113.06	380,292,123.66	
319 Public Health Supplemental	3,262,120.56	128,485.04	166,587.20	3,224,018.40	2,375.00	3,226,393.40	
404 State Treasurer's Service	36,172,832.40	1,521,586.93	875,582.42	36,818,836.91	6,389.14	36,825,226.05	
408 Coastal Protection	1,225,829.83	444,879.55	29,899.90	1,640,809.48	12,543.65	1,653,353.13	



# RECEIPTS AND DISBURSEMENTS FOR TREASURY FUNDS

	March 1, 2021		March 2021		March 31, 2021		
	Beginning Book Balance		Plus Receipts	Less Disbursements	Ending Book Balance	Outstanding Warrants	Ending Cash Balance
<b>SPECIAL REVENUE FUNDS (Continued)</b>							
441 Local Government Archives	\$ 3,010,141.25	\$	494,702.81	\$ 305,862.86	\$ 3,198,981.20	\$ 22,115.20	\$ 3,221,096.40
500 Perpetual Surveillance and Maintenance	48,442,529.98		33,156.84	.....	48,475,686.82	.....	48,475,686.82
507 Oyster Reserve Land	472,948.83		324.35	2,559.38	470,713.80	.....	470,713.80
511 Tacoma Narrows Toll Bridge	11,958,006.59		(5,923,415.32)	(4,151,509.95)	10,186,101.22	671.17	10,186,772.39
513 Derelict Vessel Removal	380,114.58		29,047.00	25,953.77	383,207.81	231.65	383,439.46
532 Washington Housing Trust Fund	61,282,840.65		479,047.04	2,037,846.02	59,724,041.67	1,124.82	59,725,166.49
535 Alaskan Way Viaduct Replacement Project	(59,327,268.91)		77,442,606.94	13,117,200.66	4,998,137.37	36,928.05	5,035,065.42
549 Election	5,245,984.55		801,438.28	103,834.58	5,943,588.25	.....	5,943,588.25
550 Transportation 2003	(43,064,865.02)		(3,288,084.67)	3,731,117.61	(50,084,067.30)	367.86	(50,083,699.44)
562 Skilled Nursing Facility Safety Net Trust	3,084,545.68		1,703.05	(2,732,019.15)	5,818,267.88	15,525.00	5,833,792.88
564 Water Pollution Control Revolving Administration	9,353,893.49		214,703.37	133,275.92	9,435,320.94	.....	9,435,320.94
565 Yakima Integrated Plan Implementation Revenue Recovery	.....		.....	.....	.....	.....	.....
566 Community Forest Trust	161,392.81		110.42	(11,269.28)	172,772.51	.....	172,772.51
571 Multiuse Roadway Safety	698,414.59		20,372.90	.....	718,787.49	.....	718,787.49
595 I-405 and SR-167 Express Toll Lanes	61,870,255.00		(423,301.31)	(1,395,653.52)	62,842,607.21	7,760.05	62,850,367.26
600 Department of Retirement Systems Expense	14,580,986.50		3,676,515.95	2,908,510.51	15,348,991.94	12,470.86	15,361,462.80
689 Rural Washington Loan	2,473,095.09		1,704.15	28,178.00	2,446,621.24	.....	2,446,621.24
727 Water Pollution Control Revolving	271,841,542.83		10,419,168.70	6,225,393.27	276,035,318.26	45,432.19	276,080,750.45
733 Capitol Campus Reserve	.....		.....	.....	.....	.....	.....
777 Prostitution Prevention and Intervention	171,380.87		450.90	.....	171,831.77	.....	171,831.77
785 State Educational Trust Fund	2,049,777.34		29,870.62	2,871.57	2,076,776.39	65.00	2,076,841.39
818 Youth Athletic Facility	185,480.77		126.95	.....	185,607.72	.....	185,607.72
825 Tobacco Settlement	.....		.....	.....	.....	.....	.....
844 Money-Purchase Retirement Savings Administrative	.....		.....	.....	.....	.....	.....
851 Developmental Disabilities Community Services	5,018,896.20		3,435.05	.....	5,022,331.25	.....	5,022,331.25
874 OASI Revolving	128,344.80		6,957.99	12,842.94	122,459.85	304.99	122,764.84
887 Public Facilities Construction Loan Revolving	23,463,351.96		39,830.72	769,110.48	22,734,072.20	158.25	22,734,230.45
888 Deferred Compensation Administrative	1,314,104.49		(102,381.17)	169,458.24	1,042,265.08	94.12	1,042,359.20
893 Radiation Perpetual Maintenance	\$358,188.87		245.17	.....	358,434.04	.....	358,434.04
<b>TOTAL SPECIAL REVENUE FUNDS</b>	<b>\$ 4,502,977,964.87</b>	<b>\$</b>	<b>919,965,387.58</b>	<b>\$ 836,787,208.38</b>	<b>\$ 4,586,156,144.07</b>	<b>\$ 8,765,175.61</b>	<b>\$ 4,594,921,319.68</b>
<b>DEBT SERVICE FUNDS</b>							
303 Highway Bond Retirement	\$ 92,781,192.12	\$	65,202,562.75	\$ .....	\$ 157,983,754.87	\$ .....	\$ 157,983,754.87
304 Ferry Bond Retirement	11,318,802.02		951,065.65	.....	12,269,867.67	.....	12,269,867.67
305 Transportation Improvement Board Bond Retirement	5,044,414.15		566,416.47	.....	5,610,830.62	.....	5,610,830.62
347 Washington State University Bond Retirement	19,379,885.07		1,048,303.70	(559,032.85)	20,987,221.62	.....	20,987,221.62
348 University of Washington Bond Retirement	19,001,153.14		213,731.79	175,334.44	19,039,550.49	.....	19,039,550.49
380 Debt-Limit General Fund Bond Retirement	.....		.....	.....	.....	.....	.....
381 Debt-Limit Reimbursable Bond Retirement	.....		.....	.....	.....	.....	.....

# RECEIPTS AND DISBURSEMENTS FOR TREASURY FUNDS

	March 1, 2021	March 2021		March 31, 2021		
	Beginning Book Balance	Plus Receipts	Less Disbursements	Ending Book Balance	Outstanding Warrants	Ending Cash Balance
<b>DEBT SERVICE FUNDS (Continued)</b>						
382 Nondebt-Limit General Fund Bond Retirement	\$ .....	\$ .....	\$ .....	\$ .....	\$ .....	\$ .....
383 Nondebt-Limit Reimbursable Bond Retirement	.....	.....	.....	.....	.....	.....
384 Nondebt-Limit Proprietary Appropriated Bond Retirement	.....	.....	.....	.....	.....	.....
385 Nondebt-Limit Proprietary Nonappropriated Bond Retirement	.....	.....	.....	.....	.....	.....
386 Nondebt-Limit Revenue Bond Retirement	.....	.....	.....	.....	.....	.....
389 Toll Facility Bond Retirement	\$16,890,733.36	466,499,950.01	470,349,805.00	13,040,878.37	.....	13,040,878.37
<b>TOTAL DEBT SERVICE FUNDS</b>	<b>\$ 164,416,179.86</b>	<b>\$ 534,482,030.37</b>	<b>\$ 469,966,106.59</b>	<b>\$ 228,932,103.64</b>	<b>\$ .....</b>	<b>\$ 228,932,103.64</b>
<b>CAPITAL PROJECTS FUNDS</b>						
01L Higher Education Construction	\$ .....	\$ .....	\$ .....	\$ .....	\$ .....	\$ .....
036 Capitol Building Construction	1,110,678.56	1,459.19	346,007.40	766,130.35	.....	766,130.35
056 State Higher Education Construction	2,466.91	1.69	.....	2,468.60	.....	2,468.60
057 State Building Construction	565,729,852.78	2,348,990.38	127,753,428.70	440,325,414.46	2,842,347.55	443,167,762.01
060 Community and Technical College Capital Projects	20,794,753.96	1,216,389.35	3,478,251.42	18,532,891.89	.....	18,532,891.89
061 Eastern Washington University Capital Projects	3,553,895.35	143,234.85	188,918.10	3,508,212.10	.....	3,508,212.10
062 Washington State University Building	2,201,909.57	1,675.32	.....	2,203,584.89	.....	2,203,584.89
063 Central Washington University Capital Projects	3,864,351.80	1,091,458.31	(954,201.33)	5,910,011.44	.....	5,910,011.44
064 University of Washington Building	16,022,952.17	137,981.13	4,327,737.44	11,833,195.86	.....	11,833,195.86
065 Western Washington University Capital Projects	8,244,688.41	146,280.04	507,077.01	7,883,891.44	.....	7,883,891.44
066 The Evergreen State College Capital Projects	2,353,978.47	480,003.81	2,380.51	2,831,601.77	.....	2,831,601.77
075 State Social and Health Services Construction	9,396.39	.....	.....	9,396.39	.....	9,396.39
18B Columbia River Basin Tax Bond Water Supply Development	1,249,740.45	855.40	.....	1,250,595.85	.....	1,250,595.85
245 Public Safety Reimbursable Bond	4.12	.....	.....	4.12	.....	4.12
246 Community and Technical College Forest Reserve	5,155,593.76	31.68	.....	5,155,625.44	.....	5,155,625.44
289 Thurston County Capital Facilities	15,514,106.13	367,374.65	156,401.98	15,725,078.80	252.90	15,725,331.70
357 Gardner-Evans Higher Education Construction	45,698.05	.....	.....	45,698.05	.....	45,698.05
364 Military Department Capital	1,768,661.02	.....	17,762.17	1,750,898.85	.....	1,750,898.85
367 Chehalis Basin Taxable	.....	.....	.....	.....	.....	.....
<b>TOTAL CAPITAL PROJECTS FUNDS</b>	<b>\$ 647,622,727.90</b>	<b>\$ 5,935,735.80</b>	<b>\$ 135,823,763.40</b>	<b>\$ 517,734,700.30</b>	<b>\$ 2,842,600.45</b>	<b>\$ 520,577,300.75</b>
<b>PERMANENT FUNDS</b>						
04B Natural Resources Real Property Replacement	\$ 6,331,029.28	\$ 4,333.42	\$ .....	\$ 6,335,362.70	\$ .....	\$ 6,335,362.70
601 Agricultural Permanent	54,175.03	.....	(350,782.96)	404,957.99	.....	404,957.99
603 Millersylvania Park Trust	5,746.23	3.93	.....	5,750.16	.....	5,750.16
604 Normal School Permanent	103,034.34	.....	(99,365.17)	202,399.51	.....	202,399.51
605 Permanent Common School	53,866.91	.....	(15,126.54)	68,993.45	.....	68,993.45
606 Scientific Permanent	173,024.84	.....	9,291.82	163,733.02	.....	163,733.02
607 State University Permanent	\$97,745.19	.....	(734.40)	98,479.59	.....	98,479.59
<b>TOTAL PERMANENT FUNDS</b>	<b>\$ 6,818,621.82</b>	<b>\$ 4,337.35</b>	<b>\$ (456,717.25)</b>	<b>\$ 7,279,676.42</b>	<b>\$ .....</b>	<b>\$ 7,279,676.42</b>

# RECEIPTS AND DISBURSEMENTS FOR TREASURY FUNDS

	March 2021			March 31, 2021		
	Beginning Book Balance	Plus Receipts	Less Disbursements	Ending Book Balance	Outstanding Warrants	Ending Cash Balance
<b>ENTERPRISE FUNDS</b>						
12V PEBB Medical Benefits Admin	\$ .....	\$ .....	\$ .....	\$ .....	\$ .....	\$ .....
401 Correctional Industries	9,569,613.04	7,754,618.15	10,189,232.79	7,134,998.40	208,729.16	7,343,727.56
407 Secretary of State's Revolving	7,567,246.57	994,125.13	662,641.16	7,898,730.54	561.93	7,899,292.47
418 State Health Care Authority Administrative	1,812,464.26	1,243,477.00	1,295,434.71	1,760,506.55	2,985.90	1,763,492.45
492 School Employees' Insurance Administrative	130,823.76	1,177,128.00	1,151,322.54	156,629.22	921.62	157,550.84
578 Lottery Administrative	710,882.90	1,258,993.58	1,205,937.97	763,938.51	269.71	764,208.22
608 Accident	(19,623,625.79)	99,720,251.86	79,262,028.39	834,597.68	10,777,311.84	11,611,909.52
609 Medical Aid	(63,986.52)	87,848,079.73	80,677,086.75	7,107,006.46	4,644,423.48	11,751,429.94
610 Accident Reserve	17,898,572.82	69,845,917.74	86,561,351.90	1,183,138.66	867,961.37	2,051,100.03
881 Supplemental Pension	101,704.39	71,236,619.95	70,712,293.08	626,031.26	1,832,508.46	2,458,539.72
883 Second Injury	\$55,888,339.72	8,644,218.76	127,840.53	64,404,717.95	49,967.57	64,454,685.52
<b>TOTAL ENTERPRISE FUNDS</b>	<b>\$ 73,992,035.15</b>	<b>\$ 349,723,429.90</b>	<b>\$ 331,845,169.82</b>	<b>\$ 91,870,295.23</b>	<b>\$ 18,385,641.04</b>	<b>\$ 110,255,936.27</b>
<b>INTERNAL SERVICE FUNDS</b>						
006 Public Records Efficiency, Preservation & Access	\$ 2,211,876.48	\$ 267,383.73	\$ 389,901.30	\$ 2,089,358.91	\$ 498.00	\$ 2,089,856.91
405 Legal Services Revolving	15,746,860.10	19,570,015.57	14,687,825.29	20,629,050.38	107,043.66	20,736,094.04
410 Transportation Equipment	31,875,183.36	699,918.62	1,439,831.50	31,135,270.48	60,580.34	31,195,850.82
415 Personnel Service	13,115,145.92	892,608.12	567,944.45	13,439,809.59	1,949.63	13,441,759.22
455 Higher Education Personnel Service	482,227.57	232,692.51	114,834.24	600,085.84	.....	600,085.84
468 OFM Central Service	1,884,608.73	600,381.46	826,776.84	1,658,213.35	1,945.44	1,660,158.79
483 Auditing Services Revolving	(868,814.76)	633,594.89	824,176.26	(1,059,396.13)	429.87	(1,058,966.26)
484 Administrative Hearings Revolving	(\$2,863,493.94)	2,866,853.05	2,642,732.19	(2,639,373.08)	2,085.00	(2,637,288.08)
<b>TOTAL INTERNAL SERVICE FUNDS</b>	<b>\$ 61,583,593.46</b>	<b>\$ 25,763,447.95</b>	<b>\$ 21,494,022.07</b>	<b>\$ 65,853,019.34</b>	<b>\$ 174,531.94</b>	<b>\$ 66,027,551.28</b>
<b>PENSION TRUST FUNDS</b>						
614 Volunteer Firefighters' Relief and Pension Principal	\$ 13,296,673.14	\$ 114,633.69	\$ 1,119,031.99	\$ 12,292,274.84	\$ 55,379.22	\$ 12,347,654.06
615 State Patrol - Plan1	949,956.13	6,937,294.03	7,009,899.66	877,350.50	60,641.82	937,992.32
616 Judges' Retirement	1,264,325.75	877.52	21,402.43	1,243,800.84	.....	1,243,800.84
630 State Patrol - Plan 2	382,351.01	1,615,290.30	1,636,677.68	360,963.63	.....	360,963.63
631 Public Employees' Retirement System Plan 1	9,904,757.16	161,330,799.73	162,261,531.31	8,974,025.58	1,381,071.54	10,355,097.12
632 Teachers' Retirement System Plan 1	7,314,652.85	116,646,136.17	117,055,400.40	6,905,388.62	1,059,969.02	7,965,357.64
633 School Employees' Retirement System Combined Plan 2 & 3	5,802,637.67	63,082,962.34	63,224,541.60	5,661,058.41	370,171.98	6,031,230.39
635 Public Safety Employees Retirement System Plan 2	240,901.02	9,011,582.95	8,887,060.69	365,423.28	6,576.11	371,999.39
641 Public Employees' Retirement System Combined Plan 2 & 3	18,582,614.92	327,683,832.52	331,170,101.86	15,096,345.58	1,437,303.43	16,533,649.01
642 Teachers' Retirement System Combined Plan 2 and 3	19,417,551.13	192,274,285.89	192,298,049.17	19,393,787.85	466,334.36	19,860,122.21
661 Higher Ed Retirement Plan Supplemental Benefit-UW	.....	592,365.68	592,365.68	.....	.....	.....
662 Higher Ed Retirement Plan Supplemental Benefit -WSU	.....	86,573.27	86,573.27	.....	.....	.....
663 Higher Ed Retirement Plan Supplemental Benefit-EWU	7,245.82	14,151.95	14,326.98	7,070.79	.....	7,070.79
664 Higher Ed Retirement Plan Supplemental Benefit-CWU	.....	17,075.53	17,075.53	.....	.....	.....
665 Higher Ed Retirement Plan Supplemental Benefit-TESC	.....	4,030.40	4,030.40	.....	.....	.....

# RECEIPTS AND DISBURSEMENTS FOR TREASURY FUNDS

	March 1, 2021	March 2021		March 31, 2021		
	Beginning Book Balance	Plus Receipts	Less Disbursements	Ending Book Balance	Outstanding Warrants	Ending Cash Balance
<b>PENSION TRUST FUNDS (Continued)</b>						
667 Higher Ed Retirement Plan Supplemental Benefit-WWU	\$ .....	\$ 21,139.04	\$ 21,139.04	\$ .....	\$ .....	\$ .....
668 Higher Ed Retirement Plan Supplemental Benefit -SBCTC	22,406.79	74,228.80	96,635.59	.....	.....	.....
722 Deferred Compensation Principal	5,981,539.07	65,590,249.56	66,012,523.93	5,559,264.70	3,037.03	5,562,301.73
729 Judicial Retirement Principal	10,163.16	39,187.56	39,179.71	10,171.01	.....	10,171.01
819 LEOFF Plan 1 Retirement	3,110,326.97	30,855,194.93	31,237,533.99	2,727,987.91	382,010.16	3,109,998.07
829 LEOFF Plan 2 Retirement	1,846,807.36	71,953,848.48	68,975,539.79	4,825,116.05	138,568.29	4,963,684.34
882 Washington Judicial Retirement System	\$9,270,515.47	11,027.28	644,072.83	8,637,469.92	.....	8,637,469.92
<b>TOTAL PENSION TRUST FUNDS</b>	<b>\$ 97,405,425.42</b>	<b>\$ 1,047,956,767.62</b>	<b>\$ 1,052,424,693.53</b>	<b>\$ 92,937,499.51</b>	<b>\$ 5,361,062.96</b>	<b>\$ 98,298,562.47</b>
<b>CUSTODIAL FUNDS</b>						
01P Suspense	\$ 900,727,492.82	\$ 2,167,315,891.57	\$ 3,020,328,567.06	\$ 47,714,817.33	\$ 85,994.54	\$ 47,800,811.87
01R Undistributed Receipts	1,875,617.54	.....	.....	1,875,617.54	.....	1,875,617.54
01T Local Leasehold Excise Tax	12,709.91	.....	(601,654.76)	614,364.67	.....	614,364.67
034 Local Sales and Use Tax	.....	.....	.....	.....	.....	.....
035 State Payroll Revolving	19,191,507.06	570,394,280.20	559,615,848.47	29,969,938.79	1,959,324.44	31,929,263.23
768 Local Real Estate Excise Tax	.....	.....	.....	.....	.....	.....
795 State Investment Board Commingled Monthly Bond	.....	.....	.....	.....	.....	.....
865 State Investment Board Commingled Trust	.....	5,612.01	5,612.01	.....	.....	.....
877 OASI Contribution	.....	.....	.....	.....	.....	.....
<b>TOTAL CUSTODIAL FUNDS</b>	<b>\$ 921,807,327.33</b>	<b>\$ 2,737,715,783.78</b>	<b>\$ 3,579,348,372.78</b>	<b>\$ 80,174,738.33</b>	<b>\$ 2,045,318.98</b>	<b>\$ 82,220,057.31</b>
<b>TOTAL TREASURY FUNDS</b>	<b>\$ \$6,982,387,528.15</b>	<b>\$ 9,474,859,896.29</b>	<b>\$ 9,647,257,295.11</b>	<b>\$ 6,809,990,129.33</b>	<b>\$ 95,548,475.65</b>	<b>\$ 6,905,538,604.98</b>

# RECEIPTS AND DISBURSEMENTS FOR TREASURER'S TRUST FUNDS

	March 1, 2021		March 2021		March 31, 2021	
	Beginning Book Balance	Plus Receipts	Less Disbursements	Ending Book Balance	Outstanding Warrants	Ending Cash Balance
<b>GENERAL FUND</b>						
06N Local Tax Administration	\$ .....	\$ .....	\$ .....	\$ .....	\$ .....	\$ .....
07F Commercial Fisheries Buyback	.....	.....	.....	.....	.....	.....
08B Foster Care Endowed Scholarship Trust	16,366.19	11.20	.....	16,377.39	.....	16,377.39
08E Individual Development Account Program	2,047.79	1.41	.....	2,049.20	.....	2,049.20
08N State Financial Aid	61,594,388.87	28,122,568.71	17,271,972.85	72,444,984.73	8,830.56	72,453,815.29
08T Transportation Innovative Partnership	.....	.....	.....	.....	.....	.....
10V Invasive Species Council	.....	.....	.....	.....	.....	.....
11M Poet Laureate	115.55	.....	.....	115.55	.....	115.55
11R Hospital Infection Control Grant	.....	.....	.....	.....	.....	.....
12L Outdoor Education and Recreation Prog	1,008,467.78	.....	.....	1,008,467.78	.....	1,008,467.78
12P Geoduck Aquaculture Research	190,530.84	.....	20,834.04	169,696.80	.....	169,696.80
131 Fair	2,231,898.79	1,530.09	5,191.44	2,228,237.44	.....	2,228,237.44
14N Legislative Oral History	33,000.20	.....	7,500.00	25,500.20	.....	25,500.20
14P Skeletal Human Remains Assistance	290,642.30	.....	.....	290,642.30	.....	290,642.30
15B Food Animal Vet Scholarship	.....	.....	.....	.....	.....	.....
15N Business Assistance	.....	.....	.....	.....	.....	.....
16F Washington State Flag	.....	.....	.....	.....	.....	.....
16K Mortgage Recovery	.....	.....	.....	.....	.....	.....
16R Multiagency Permitting Team	97,710.47	66.87	.....	97,777.34	.....	97,777.34
17R Aerospace Training Student Loan	236,564.32	5,877.82	3,633.78	238,808.36	.....	238,808.36
18C Native Education Public-Private Partnership	.....	.....	.....	.....	.....	.....
18F High School Completion	.....	.....	.....	.....	.....	.....
18G Opportunity Scholarship Match Transfer	1,014,366.29	.....	734,055.49	280,310.80	.....	280,310.80
18K 24/7 Sobriety	19,827.73	1,492.97	.....	21,320.70	.....	21,320.70
18V Science, Technology, Engineering and Math Education Lighthouse	.....	.....	.....	.....	.....	.....
19J Universal Communications Services	120,140.83	.....	6,590.85	113,549.98	.....	113,549.98
20L Early Start	.....	.....	.....	.....	.....	.....
21J Gina Grant Bull Memorial Legislative Page Scholarship	53,244.64	36.41	.....	53,281.05	.....	53,281.05
21K Skilled Worker Awareness Grant Program	46,343.52	.....	20,438.70	25,904.82	.....	25,904.82
21L Low-Income Home Rehab Revolving Loan Program	49,495.18	28,416.88	.....	77,912.06	.....	77,912.06
21T Suicide-Safer Homes Project	25,000.01	.....	.....	25,000.01	.....	25,000.01
22A State Agency Office Relocation Pool	10,207,498.56	.....	718,517.24	9,488,981.32	.....	9,488,981.32
22B Highway Worker Memorial Scholarship	.....	.....	.....	.....	.....	.....
22S Landlord Mitigation Program	1,436,994.82	191,963.56	357,623.65	1,271,334.73	111,849.71	1,383,184.44
22V Medical Student Loan	743,479.24	.....	.....	743,479.24	.....	743,479.24
23B Rural Jobs Program Match Transfer	.....	.....	.....	.....	.....	.....
23E Washington History Day	82,798.55	5,756.73	54.70	88,500.58	.....	88,500.58
23F Open Educational Resources	.....	.....	.....	.....	.....	.....
23L Indian Health Improvement Reinvestment	(136,760.48)	(105.95)	21,261.22	(158,127.65)	157.23	(157,970.42)

# RECEIPTS AND DISBURSEMENTS FOR TREASURER'S TRUST FUNDS

	March 1, 2021	March 2021		March 31, 2021		
	Beginning Book Balance	Plus Receipts	Less Disbursements	Ending Book Balance	Outstanding Warrants	Ending Cash Balance
<b>GENERAL FUND (Continued)</b>						
24A Behavioral Health Loan Repayment Program	\$ 1,853,043.64	\$ .....	\$ .....	\$ 1,853,043.64	\$ .....	\$ 1,853,043.64
24F Veterans Service Officer	.....	.....	.....	.....	.....	.....
24W Undocumented Student Support Loan Match	.....	.....	.....	.....	.....	.....
290 Savings Incentive	1,961,138.48	.....	.....	1,961,138.48	.....	1,961,138.48
447 Information Technology Investment Revolving	44,888,743.40	508.08	3,990,523.79	40,898,727.69	411.40	40,899,139.09
490 Regional Transportation Investment District	.....	.....	.....	.....	.....	.....
514 Agricultural Conservation Easements	.....	.....	.....	.....	.....	.....
534 Washington Graduate Fellowship Trust	489.80	.....	.....	489.80	.....	489.80
551 Washington Youth and Families	124,634.31	.....	.....	124,634.31	.....	124,634.31
552 Conservation Assistance Revolving	447,708.25	.....	.....	447,708.25	.....	447,708.25
653 Washington Distinguished Professorship Trust	.....	.....	.....	.....	.....	.....
703 COVID-19 Unemployment	.....	.....	.....	.....	.....	.....
704 COVID-19 PUBLIC HEALTH RESPONSE	.....	618,000,000.00	.....	618,000,000.00	.....	618,000,000.00
743 College Faculty Awards Trust	186.14	.....	.....	186.14	.....	186.14
747 Health Professional Loan Repayment & Scholarship Program	7,095,831.90	3,614.49	103,925.57	6,995,520.82	26,422.07	7,021,942.89
748 Higher Education Coord. Board for Innovation and Quality	.....	.....	.....	.....	.....	.....
781 Cross-State Trail	473.10	.....	.....	473.10	.....	473.10
793 Health Insurance Pool	.....	.....	.....	.....	.....	.....
817 Stadium and Exhibition Center Construction	.....	.....	.....	.....	.....	.....
835 Four Year Student Child Care in Higher Education	\$76,883.33	.....	9,280.00	67,603.33	.....	67,603.33
<b>TOTAL GENERAL FUND</b>	<b>\$ 135,813,294.34</b>	<b>\$ 646,361,739.27</b>	<b>\$ 23,271,403.32</b>	<b>\$ 758,903,630.29</b>	<b>\$ 147,670.97</b>	<b>\$ 759,051,301.26</b>
<b>SPECIAL REVENUE FUNDS</b>						
01F Crime Victims' Compensation	\$ 1,547,671.64	\$ 71,062.40	\$ .....	\$ 1,618,734.04	\$ .....	\$ 1,618,734.04
03K Industrial Insurance Premium Refund	5,238,693.41	35,362.69	66,736.20	5,207,319.90	10,354.74	5,217,674.64
04F Real Estate Education Program	696,419.43	512.86	227.31	696,704.98	.....	696,704.98
06H Oral History, State Library, and Archives	38,313.31	15,482.30	8,376.48	45,419.13	.....	45,419.13
06J Securities Prosecution	772,055.34	6,000.00	3,757.04	774,298.30	5,976.60	780,274.90
07A Mortgage Lending Fraud Prosecution	354,719.58	46,077.80	35,050.00	365,747.38	70,159.00	435,906.38
07B Organ and Tissue Donation Awareness	52,011.31	60,354.76	.....	112,366.07	.....	112,366.07
07E Contract Harvesting Revolving	11,521,246.58	6,360.21	(1,970,623.96)	13,498,230.75	85,363.92	13,583,594.67
07J "Helping Kids Speak"	3,138.34	2,172.33	1,988.00	3,322.67	.....	3,322.67
07K Special License Plate Applicant Trust	12,206.00	.....	.....	12,206.00	.....	12,206.00
07L Legislative International Trade	77.33	.....	.....	77.33	.....	77.33
07N Produce Railcar Pool	50.60	0.03	.....	50.63	.....	50.63
07T Commemorative Works	3,461.78	2.37	.....	3,464.15	.....	3,464.15
07V Fish and Wildlife Enforcement Reward	207,241.11	15,096.96	17,696.11	204,641.96	.....	204,641.96
08C Gonzaga University Alumni Association	5,451.70	4,424.01	3,376.33	6,499.38	.....	6,499.38
08F Lighthouse Environmental Programs	10,954.99	7,804.78	5,672.35	13,087.42	.....	13,087.42
08G Flexible Spending Administrative	2,589,756.85	(159,946.69)	88,322.15	2,341,488.01	.....	2,341,488.01

# RECEIPTS AND DISBURSEMENTS FOR TREASURER'S TRUST FUNDS

	March 1, 2021		March 2021		March 31, 2021		
	Beginning Book Balance		Plus Receipts	Less Disbursements	Ending Book Balance	Outstanding Warrants	Ending Cash Balance
<b>SPECIAL REVENUE FUNDS (Continued)</b>							
08J Prescription Drug Consortium	\$ 32,187.57	\$ .....	\$ .....	\$ .....	\$ 32,187.57	\$ .....	\$ 32,187.57
08L "Ski & Ride Washington"	2,667.23		2,627.34	2,069.67	3,224.90	.....	3,224.90
08P State Parks Education and Enhancement	423,254.43		14,133.01	12,423.42	424,964.02	.....	424,964.02
08V Veterans Stewardship	751,481.08		61,671.47	45,756.74	767,395.81	552.10	767,947.91
08W "Washington's National Park Fund"	25,309.58		23,529.34	20,416.68	28,422.24	.....	28,422.24
098 Eastern Washington Pheasant Enhancement	489,845.80		33,705.34	7,066.05	516,485.09	0.76	516,485.85
09A We Love Our Pets	12,557.89		6,094.67	4,853.32	13,799.24	.....	13,799.24
09B Boating Safety Education Certification	710,435.53		21,531.00	10,349.94	721,616.59	8,565.51	730,182.10
09J Washington Coastal Crab Pot Buoy Tag	242,582.34		17,675.00	40,428.18	219,829.16	.....	219,829.16
09K Life Sciences Discovery	1,593,590.97		1,090.76	.....	1,594,681.73	.....	1,594,681.73
09L Nursing Resource Center	308,520.09		66,695.00	1,426.37	373,788.72	35.00	373,823.72
10F "Share the Road"	17,172.37		6,514.67	6,456.33	17,230.71	.....	17,230.71
11A Employment Training Finance	392,809.53		3,473.51	31,089.00	365,194.04	.....	365,194.04
11J Electronic Products Recycling	861,499.05		39,120.00	18,091.48	882,527.57	.....	882,527.57
11P Large On-Site Sewage Systems	.....	.....	.....	.....	.....	.....	.....
11V Veteran Estate Management	6,369.13		30,302.64	39,197.91	(2,526.14)	188.64	(2,337.50)
126 Agricultural Local	18,866,181.38		4,482,507.52	2,694,513.98	20,654,174.92	33,504.21	20,687,679.13
128 Grain Inspection Revolving	1,533,098.28		1,164,097.27	1,488,948.67	1,208,246.88	2,618.81	1,210,865.69
12E Assisted Living Facility Management	482,041.04	.....	.....	(9,032.21)	491,073.25	.....	491,073.25
12F Manufactured/Mobile Home Dispute Resol	2,447,382.17		43,404.00	47,993.02	2,442,793.15	.....	2,442,793.15
12G Rockfish Research	382,214.46		15,798.60	11,884.93	386,128.13	4.50	386,132.63
12H Uniformed Service Shared Leave Pool	895,790.53		1,557.67	(6,987.70)	904,335.90	.....	904,335.90
12N Get Ready For Math & Science Schlarship	231,245.15		1,645.29	.....	232,890.44	.....	232,890.44
133 Children's Trust	597,907.46		2,575.89	11,040.33	589,443.02	30.00	589,473.02
14E Washington State Library Operations	5,489,645.98		744,344.36	371,039.14	5,862,951.20	2,952.13	5,865,903.33
14W Reduced Cigarette Ignition Propensity	679,021.82		22,710.68	831.40	700,901.10	213.61	701,114.71
15A Transitional Housing Oper & Rent	0.41	.....	.....	.....	0.41	.....	0.41
15T Broadband Mapping	.....	.....	.....	.....	.....	.....	.....
15V Funeral and Cemetery	314,673.68		142,224.20	19,263.72	437,634.16	70.00	437,704.16
15W Guaranteed Asset Protection Waiver	19,750.00	.....	.....	.....	19,750.00	.....	19,750.00
163 Worker and Community Right to Know	3,020,773.80		36,490.60	120,326.65	2,936,937.75	1,631.70	2,938,569.45
169 Horse Racing Commission Operating	455,868.42		145,186.66	83,217.33	517,837.75	188.78	518,026.53
16B Landscape Architects' License	241,529.10		22,110.00	25,464.46	238,174.64	.....	238,174.64
16E Spec Forest Products Outreach/Education	72,108.64		179.76	.....	72,288.40	.....	72,288.40
16G Universal Vaccine Purchase	9,840,931.53		5,582,650.95	4,118,857.18	11,304,725.30	.....	11,304,725.30
16L Accessible Communities	649,852.74		12,921.46	4,003.67	658,770.53	.....	658,770.53
16N Disabled Veterans Assistance	.....	.....	.....	.....	.....	.....	.....
16T Product Stewardship Programs	296,849.46	.....	.....	38,875.82	257,973.64	36,056.28	294,029.92
17L Foreclosure Fairness	751,642.02		9,425.00	17,135.37	743,931.65	53.11	743,984.76

# RECEIPTS AND DISBURSEMENTS FOR TREASURER'S TRUST FUNDS

	March 2021			March 31, 2021		
	March 1, 2021					
	Beginning Book Balance	Plus Receipts	Less Disbursements	Ending Book Balance	Outstanding Warrants	Ending Cash Balance
<b>SPECIAL REVENUE FUNDS (Continued)</b>						
17M Individual-Based/Portable Background Check Clearance	\$ 822,954.46	\$ 26,592.00	\$ 1,254.06	\$ 848,292.40	\$ 228.00	\$ 848,520.40
17V Volunteer Firefighters	5,691.00	3,623.67	2,559.67	6,755.00	.....	6,755.00
180 Local Government Administrative Hearings	234,977.75	.....	121.00	234,856.75	.....	234,856.75
189 Clarke-McNary	.....	.....	.....	.....	.....	.....
18A Investing In Innovation	34,347.09	.....	.....	34,347.09	.....	34,347.09
18E Educator Certification Processing	1,649,516.08	248,953.00	279,951.24	1,618,517.84	1,776.00	1,620,293.84
18M Music Matters Awareness	6,722.33	5,096.00	4,790.34	7,027.99	.....	7,027.99
18N Damage Prevention	162,846.00	.....	7,100.00	155,746.00	7,100.00	162,846.00
18R Seattle Sounders FC	7,494.27	5,531.34	4,907.00	8,118.61	.....	8,118.61
190 Forest Fire Protection Assessment	8,874,434.54	830.00	872,500.96	8,002,763.58	3,276.80	8,006,040.38
193 State Forest Nursery Revolving	(65,606.63)	129.89	(551,110.75)	485,634.01	37,894.76	523,528.77
195 Energy	219.02	0.15	.....	219.17	.....	219.17
197 Statute Law Committee Publications	896,717.47	339.91	20,530.70	876,526.68	.....	876,526.68
198 Access Road Revolving	8,027,555.17	1,073.94	(479,762.93)	8,508,392.04	8,548.40	8,516,940.44
19B School for the Blind	2,647,328.77	254,445.95	191,139.68	2,710,635.04	526.50	2,711,161.54
19E 4-H Program	420.00	333.67	501.67	252.00	.....	252.00
19F Seattle Seahawks	92,381.38	41,211.36	24,226.79	109,365.95	.....	109,365.95
19H Center for Deaf/Hard of Hearing Youth	1,772,583.08	61,391.36	.....	1,833,974.44	.....	1,833,974.44
19M Seattle University	41,853.01	455.00	.....	42,308.01	.....	42,308.01
19P Child Rescue	42,368.46	458.11	.....	42,826.57	.....	42,826.57
19R Residential Services and Support	108,718.22	.....	(2,506.26)	111,224.48	.....	111,224.48
19W Wolf-Livestock Conflict	251,206.73	.....	700.00	250,506.73	.....	250,506.73
205 Mobile Home Park Relocation	3,097,182.78	109,339.19	90,319.64	3,116,202.33	747.06	3,116,949.39
206 Cost of Supervision	1,080,810.87	166,739.76	18,301.55	1,229,249.08	1,049.07	1,230,298.15
209 Regional Fisheries Enhancement Group	1,185,109.25	86,660.49	37,936.22	1,233,833.52	104.91	1,233,938.43
20A State Flower	2,650.66	2,069.67	2,083.66	2,636.67	.....	2,636.67
20D CPA Scholarship Transfer	175,000.00	.....	.....	175,000.00	.....	175,000.00
20E WA Internet Crimes Against Children	998,000.00	.....	.....	998,000.00	.....	998,000.00
20G Washington Farmers and Ranchers	646.34	308.00	277.67	676.67	277.67	954.34
20K Licensing & Enforcement System Modernization	.....	.....	.....	.....	.....	.....
20P Nursing Facility Quality Enhancement	3,682,841.38	.....	(484.66)	3,683,326.04	.....	3,683,326.04
20W Washington Tennis	8,599.43	277.67	.....	8,877.10	.....	8,877.10
210 Fire Protection Contractor License	813,383.83	15,253.31	64,758.73	763,878.41	.....	763,878.41
213 Veterans' Emblem	18,881.44	308.00	.....	19,189.44	.....	19,189.44
214 Temporary Worker Housing	191,542.85	7,293.40	28,377.13	170,459.12	732.00	171,191.12
219 Air Operating Permit	2,994,526.18	632,979.00	58,156.26	3,569,348.92	.....	3,569,348.92
21A Washington State Wrestling	436.33	697.67	408.33	725.67	.....	725.67
21C Washington Sexual Assault Kit	698,765.22	478.28	.....	699,243.50	.....	699,243.50
21F Fred Hutch	513.34	459.66	541.34	431.66	.....	431.66



# RECEIPTS AND DISBURSEMENTS FOR TREASURER'S TRUST FUNDS

	March 1, 2021		March 2021		March 31, 2021		
	Beginning Book Balance		Plus Receipts	Less Disbursements	Ending Book Balance	Outstanding Warrants	Ending Cash Balance
<b>SPECIAL REVENUE FUNDS (Continued)</b>							
21G Washington State Aviation	\$ 101,322.44	\$	3,462.66	\$ .....	\$ 104,785.10	\$ .....	\$ 104,785.10
21N NE WA Wolf-Livestock Management	9,319.53		6.46	1,200.00	8,125.99	.....	8,125.99
21Q Forest Health Revolving	21,194,720.47		16,630.05	(505,548.40)	21,716,898.92	352.00	21,717,250.92
21U Veteran's In-State Service Shared Leave Pool	114,583.67		3,916.02	(11,530.47)	130,030.16	.....	130,030.16
21W K-12 Criminal Background Check	235,357.94		134,890.25	154,352.83	215,895.36	135.75	216,031.11
225 Fingerprint Identification	2,512,608.29		882,487.50	855,093.13	2,540,002.66	4,329.20	2,544,331.86
22G Photovoltaic Module Recycling	489.85	.....	.....	(23.87)	513.72	.....	513.72
22H Foster Parent Shared Leave Pool	629,349.15	.....	.....	544,228.95	85,120.20	.....	85,120.20
22K Watershed Restoration Enhancement	489,450.00		350.00	.....	489,800.00	.....	489,800.00
22L Public Use General Aviation Airport Loan Revolving	3,696,825.99	.....	.....	1,104,939.52	2,591,886.47	.....	2,591,886.47
22N Fish and Wildlife Federal Lands Revolving	.....	.....	.....	.....	.....	.....	.....
22P Natural Resources Federal Lands Revolving	4,343,098.16		3,032.74	(1,458,419.22)	5,804,550.12	.....	5,804,550.12
22Q Seattle Mariners	9,196.00		2,713.67	.....	11,909.67	.....	11,909.67
23A Student Loan Advocate	67,083.04	.....	.....	(7,123.49)	74,206.53	.....	74,206.53
23C Department of Licensing Tuition Recovery	78,096.05		53.45	.....	78,149.50	.....	78,149.50
23D Student Achievement Council Tuition Recovery Trust	.....	.....	.....	.....	.....	.....	.....
23K Smoke Detection Device Awareness	36,533.32	.....	.....	.....	36,533.32	.....	36,533.32
23M County Road Administration Board Emergency Loan	1,505.60		44.93	.....	1,550.53	.....	1,550.53
23U Compostable Products Revolving	.....	.....	.....	.....	.....	.....	.....
24C San Juan Islands Programs	2,249.33		2,839.67	2,282.00	2,807.00	.....	2,807.00
24D Seattle Storm	1,544.67		137.67	.....	1,682.34	.....	1,682.34
24E Washington State Library-Archives Building	8,030,236.26		489,014.10	.....	8,519,250.36	.....	8,519,250.36
24G Hemp Regulatory	324,334.33		39,298.85	11,573.93	352,059.25	.....	352,059.25
24S Seattle NHL Hockey	.....	.....	.....	.....	.....	.....	.....
24T State Firearms Background Check System	8,663,146.00	.....	.....	16,615.00	8,646,531.00	.....	8,646,531.00
259 Coastal Crab	116,457.41		120.00	1,322.73	115,254.68	.....	115,254.68
25A Washington Apples	2,541.00		2,055.67	2,625.00	1,971.67	.....	1,971.67
274 Adult Family Home	684,218.52	.....	.....	(1,205.35)	685,423.87	1,445.67	686,869.54
281 Impaired Driving Safety	(118,565.77)		167,265.00	.....	48,699.23	.....	48,699.23
283 Juvenile Accountability Incentive	311,163.42		212.98	.....	311,376.40	.....	311,376.40
297 Pipeline Safety	2,981,460.70		22,746.51	199,002.93	2,805,204.28	.....	2,805,204.28
298 Geologists'	190,341.89		32,965.00	25,639.20	197,667.69	3,223.16	200,890.85
300 Financial Services Regulation	25,359,865.41		21,731,857.01	2,410,820.74	44,680,901.68	24,409.67	44,705,311.35
320 Puget Sound Crab Pot Buoy Tag	41,722.06	.....	.....	200.00	41,522.06	.....	41,522.06
328 Crim Justice Training Commis Firing Range Maintenance	174,461.00	.....	.....	.....	174,461.00	.....	174,461.00
416 Surplus and Donated Food Commodities Revolving	3,042,014.57		865,715.88	209,855.26	3,697,875.19	.....	3,697,875.19
424 Anti-Trust Revolving	810,130.45	.....	.....	232,415.38	577,715.07	408.52	578,123.59
474 School Employees Flexible & Dependent Care Administration	105,652.81		(49,809.49)	36,084.86	19,758.46	257.04	20,015.50
480 Financial Education Public-Private Partnership	100,791.17	.....	.....	1,250.00	99,541.17	.....	99,541.17

# RECEIPTS AND DISBURSEMENTS FOR TREASURER'S TRUST FUNDS

	March 2021			March 31, 2021		
	March 1, 2021	March 2021		March 31, 2021		
	Beginning Book Balance	Plus Receipts	Less Disbursements	Ending Book Balance	Outstanding Warrants	Ending Cash Balance
<b>SPECIAL REVENUE FUNDS (Continued)</b>						
485 Horse Racing Owners' Bonus/Breeder Awards	\$ 89,108.67	\$ 13,504.77	\$ 1,877.78	\$ 100,735.66	\$ 1,586.77	\$ 102,322.43
495 Toll Collection	26,527,986.49	15,765,174.98	14,735,747.88	27,557,413.59	77,055.27	27,634,468.86
496 Educator Conditional Scholarship	4,697,262.72	(122,921.55)	243,923.12	4,330,418.05	6,000.00	4,336,418.05
497 Horse Racing Commission Class C Purse Fund	107,237.63	3,019.01	.....	110,256.64	.....	110,256.64
498 Washington State Council of Fire Fighters Benevolent	16,021.35	11,678.33	10,189.66	17,510.02	.....	17,510.02
499 Law Enforcement Memorial	49,152.40	32,349.29	24,292.35	57,209.34	.....	57,209.34
501 Liquor Revolving	51,431,326.65	(28,477,939.26)	16,253,976.59	6,699,410.80	206,340.22	6,905,751.02
503 Tuition Recovery	3,931,113.94	66,696.09	9,569.87	3,988,240.16	61.01	3,988,301.17
515 DNA Data Base	592,633.38	34,756.12	16,934.34	610,455.16	.....	610,455.16
516 Fruit and Vegetable Inspection	9,207,042.72	1,412,378.68	1,425,994.18	9,193,427.22	1,686.05	9,195,113.27
536 Federal Food Service Revolving	2,224,544.25	33,576,438.91	33,580,270.01	2,220,713.15	231,285.55	2,451,998.70
553 Performance Audits of Government	8,389,179.81	2,629,033.09	2,026,749.59	8,991,463.31	148,123.56	9,139,586.87
561 Community Technical College Innovation	4,226,391.03	746,579.77	892,211.49	4,080,759.31	.....	4,080,759.31
687 Rural Rehabilitation	111,668.46	76.43	.....	111,744.89	.....	111,744.89
688 Federal Local Rail Service Assistance	82,252.65	55.13	.....	82,307.78	.....	82,307.78
731 Child Care Facility Revolving	74,306.72	50.86	.....	74,357.58	.....	74,357.58
732 Nursing Home Civil Penalties	1,712,534.83	.....	(10,065.29)	1,722,600.12	.....	1,722,600.12
746 Hanford Area Economic Investment	60,963.30	8,883.00	.....	69,846.30	.....	69,846.30
749 Governor's Interagency Committee of State Employed Women	122,110.84	.....	5,400.00	116,710.84	900.00	117,610.84
761 Basic Health Plan Subscription	250,744.09	.....	.....	250,744.09	.....	250,744.09
763 Center for the Improvement of Student Learning	35,600.68	.....	.....	35,600.68	.....	35,600.68
773 Commission on Higher Ed Prof Student Ex Program	51,200.00	.....	.....	51,200.00	.....	51,200.00
774 University of Washington License Plate	73,765.50	26,205.69	.....	99,971.19	.....	99,971.19
776 Washington State University License Plate	175,174.97	60,190.63	28.00	235,337.60	28.00	235,365.60
778 Western Washington University License Plate	1,558.66	1,446.67	.....	3,005.33	.....	3,005.33
779 Eastern Washington University License Plate	110,173.82	4,484.68	.....	114,658.50	.....	114,658.50
780 School Zone Safety Account	1,265,282.95	8,449.19	1,720.36	1,272,011.78	.....	1,272,011.78
783 Central Washington University License Plate	14,382.64	1,621.66	.....	16,004.30	.....	16,004.30
784 Miscellaneous Transportation Programs	(23,940,579.52)	47,809,574.09	27,217,717.72	(3,348,723.15)	100,262.18	(3,248,460.97)
786 The Evergreen State College License Plate	18,387.71	725.67	.....	19,113.38	.....	19,113.38
789 Advanced Environmental Mitigation Revolving	3,292,267.61	(1,119,435.82)	.....	2,172,831.79	.....	2,172,831.79
816 Stadium and Exhibition Center	44,088,982.83	208,987.60	1,151,149.28	43,146,821.15	.....	43,146,821.15
821 Impaired Physician	321,103.11	197,300.00	162,550.02	355,853.09	150.00	356,003.09
823 Livestock Nutrient Management	23,523.62	2,150.00	.....	25,673.62	.....	25,673.62
833 Developmental Disabilities Endowment Trust	3,412,437.86	861,036.15	1,135,022.76	3,138,451.25	.....	3,138,451.25
834 Capitol Furnishings Preservation Committee	28,731.74	.....	.....	28,731.74	.....	28,731.74
878 Federal Forest Revolving	6,012.22	(1,368.65)	.....	4,643.57	.....	4,643.57
880 Advance Right-of-Way Revolving	30,318,551.59	1,391,469.09	338.98	31,709,681.70	338.98	31,710,020.68
884 Gambling Revolving	14,392,208.53	1,073,414.53	1,182,995.08	14,282,627.98	5,387.03	14,288,015.01

# RECEIPTS AND DISBURSEMENTS FOR TREASURER'S TRUST FUNDS

	March 1, 2021	March 2021		March 31, 2021		
	Beginning Book Balance	Plus Receipts	Less Disbursements	Ending Book Balance	Outstanding Warrants	Ending Cash Balance
<b>SPECIAL REVENUE FUNDS (Continued)</b>						
885 Plumbing Certificate	\$ 984,303.77	\$ 114,749.28	\$ 158,230.90	\$ 940,822.15	\$ 3.07	\$ 940,825.22
892 Pressure Systems Safety	\$380,243.01	164,529.95	139,162.39	405,610.57	16.73	405,627.30
<b>TOTAL SPECIAL REVENUE FUNDS</b>	<b>\$ 390,056,078.02</b>	<b>\$ 115,399,440.56</b>	<b>\$ 112,406,795.62</b>	<b>\$ 393,048,722.96</b>	<b>\$ 1,134,566.00</b>	<b>\$ 394,183,288.96</b>
<b>CAPITAL PROJECTS FUNDS</b>						
366 Watershed Restoration Enhancement Bond	\$ 1,012,481.66	\$ .....	\$ 1,374,808.53	\$ (362,326.87)	\$ 45,321.81	\$ (317,005.06)
377 Watershed Restoration Enhancement Taxable Bond	.....	.....	.....	.....	.....	.....
<b>TOTAL CAPITAL PROJECTS FUNDS</b>	<b>\$ 1,012,481.66</b>	<b>\$ .....</b>	<b>\$ 1,374,808.53</b>	<b>\$ -362,326.87</b>	<b>\$ 45,321.81</b>	<b>\$ (317,005.06)</b>
<b>PERMANENT FUNDS</b>						
842 American Indian Scholarship Endowment	\$ 297,347.24	\$ 4,666.53	\$ 4,130.00	\$ 297,883.77	\$ .....	\$ 297,883.77
852 Foster Care Scholarship Endowment	\$3,858.92	2.64	.....	3,861.56	.....	3,861.56
<b>TOTAL PERMANENT FUNDS</b>	<b>\$ 301,206.16</b>	<b>\$ 4,669.17</b>	<b>\$ 4,130.00</b>	<b>\$ 301,745.33</b>	<b>\$ .....</b>	<b>\$ 301,745.33</b>
<b>ENTERPRISE FUNDS</b>						
22E Family and Medical Leave Enforcement	\$ 408,053.08	\$ 168.21	\$ .....	\$ 408,221.29	\$ .....	\$ 408,221.29
22F Family and Medical Leave Insurance	405,072,052.38	2,388,303.62	80,846,321.75	326,614,034.25	366,583.74	326,980,617.99
413 Municipal Revolving	1,762,902.09	3,107,899.81	2,534,944.26	2,335,857.64	24,379.42	2,360,237.06
438 Uniform Dental Plan Benefits Administration	595,159.33	543,731.00	1,084,131.20	54,759.13	.....	54,759.13
439 Uniform Medical Plan Benefits Administration	9,619,762.86	743,455.00	5,238,687.57	5,124,530.29	.....	5,124,530.29
442 Legislative Gift Center	110,844.79	1,190.62	3,562.03	108,473.38	.....	108,473.38
445 Self-Insured Emplry Overpymt Reimb	(83,009.02)	24,362.01	.....	(58,647.01)	.....	(58,647.01)
446 Industrial Insurance Rainy Day Fund	.....	.....	.....	.....	.....	.....
449 Certificates of Participation and Other Financing - Local	355,982.29	3,580,312.94	3,613,551.19	322,744.04	15,199.60	337,943.64
456 Separately Managed State Treasurer's Service	69,861.91	9,298.34	7,688.79	71,471.46	.....	71,471.46
463 Washington College Savings Program	(411,844.27)	61,994.25	78,289.57	(428,139.59)	400.00	(427,739.59)
470 Imaging	42,780.68	57,987.28	46,483.70	54,284.26	.....	54,284.26
473 School Employees Insurance Reserve	48,975,663.08	35,624.40	.....	49,011,287.48	.....	49,011,287.48
475 School Employees Dental Benefits Administration	416,212.00	.....	833,527.80	(417,315.80)	.....	(417,315.80)
477 Lottery Investment	.....	.....	.....	.....	.....	.....
493 School Employees' Insurance	31,258,363.29	149,918,007.03	141,204,006.46	39,972,363.86	317,620.64	40,289,984.50
494 School Employees' Benefits Board Administration	2,938,391.43	163,554.01	1,576,169.44	1,525,776.00	.....	1,525,776.00
543 Judicial Information Systems	(134,531.59)	1,016,043.27	2,147,766.11	(1,266,254.43)	8,124.79	(1,258,129.64)
544 Pollution Liability Insurance Program Trust	30,614,361.60	2,505,715.70	846,648.40	32,273,428.90	61,580.47	32,335,009.37
545 Heating Oil Pollution Liability Trust	2,179,164.64	90,354.41	66,654.82	2,202,864.23	.....	2,202,864.23
567 Long-Term Services and Supports Trust	11,710,966.72	8,209.25	1,137,103.24	10,582,072.73	370,900.00	10,952,972.73
721 Public Employees' and Retirees' Insurance	211,702,903.87	189,484,501.30	186,576,343.40	214,611,061.77	1,831,183.63	216,442,245.40
730 Public Employees' and Retirees' Insurance Reserve	176,975,988.84	121,938.23	.....	177,097,927.07	.....	177,097,927.07

# RECEIPTS AND DISBURSEMENTS FOR TREASURER'S TRUST FUNDS

	March 1, 2021		March 2021		March 31, 2021		
	Beginning Book Balance		Plus Receipts	Less Disbursements	Ending Book Balance	Outstanding Warrants	Ending Cash Balance
<b>ENTERPRISE FUNDS (Continued)</b>							
788 Advanced College Tuition Payment Program	\$ 2,304,707.60		\$ 9,739,467.75	\$ 10,799,816.21	\$ 1,244,359.14	\$ 720,908.19	\$ 1,965,267.33
<b>TOTAL ENTERPRISE FUNDS</b>	<b>\$ 936,484,737.60</b>		<b>\$ 363,602,118.43</b>	<b>\$ 438,641,695.94</b>	<b>\$ 861,445,160.09</b>	<b>\$ 3,716,880.48</b>	<b>\$ 865,162,040.57</b>
<b>INTERNAL SERVICE FUNDS</b>							
411 Natural Resources Equipment	\$ 11,430,790.29		\$ 1,808.90	\$ 809,211.13	\$ 10,623,388.06	\$ 268,817.88	\$ 10,892,205.94
421 Education Technology Revolving Fund	7,394,213.01		.....	1,969,884.66	5,424,328.35	20,153.05	5,444,481.40
422 General Administration Services	61,606,598.55		18,884,364.94	22,105,156.86	58,385,806.63	772,963.74	59,158,770.37
436 OFM Labor Relations Service	1,274,488.20		563,115.10	393,271.84	1,444,331.46	1,006.86	1,445,338.32
444 Fish & Wildlife Equipment	432,085.17		59,909.04	72,443.08	419,551.13	.....	419,551.13
453 Minority and Women's Business Enterprises	1,212,298.14		119,995.46	97,419.37	1,234,874.23	191.62	1,235,065.85
458 Consolidated Technology Services Revolving	20,943,291.63		11,890,022.90	9,875,513.79	22,957,800.74	532,002.38	23,489,803.12
461 Shared Information Technology System Revolving	.....		.....	.....	.....	.....	.....
466 Statewide Info Tech System Development Revolving	2,421,173.23		3,724,493.21	933,547.27	5,212,119.17	1,141.18	5,213,260.35
471 State Patrol Nonappropriated Airplane Revolving	113,789.06		.....	25,235.98	88,553.08	3,747.17	92,300.25
472 Statewide Info Tech System Maintenance & Operations Revolving	17,905,853.91		294,041.74	4,030,417.10	14,169,478.55	124,366.16	14,293,844.71
546 Risk Management	1,714,751.58		471,803.54	1,288,944.61	897,610.51	.....	897,610.51
547 Liability	(174,656,156.76)		9,786.08	10,653,860.06	(185,300,230.74)	2,124,718.91	(183,175,511.83)
739 Certificates of Participation and Other Financing - State	\$471,462.42		1,186,532.67	1,216,227.70	441,767.39	.....	441,767.39
<b>TOTAL INTERNAL SERVICE FUNDS</b>	<b>\$ -47,735,361.57</b>		<b>\$ 37,205,873.58</b>	<b>\$ 53,471,133.45</b>	<b>\$ -64,000,621.44</b>	<b>\$ 3,849,108.95</b>	<b>\$ (60,151,512.49)</b>
<b>PRIVATE PURPOSE FUNDS</b>							
196 Unclaimed Personal Property	\$ 530,044.99		\$ 8,082,203.83	\$ 7,384,431.29	\$ 1,227,817.53	\$ 5,967,991.60	\$ 7,195,809.13
738 Department of Social and Health Services Trust	53,654.52		.....	.....	53,654.52	.....	53,654.52
799 WA Achieving a Better Life Experience Program	\$13,566.15		9.29	.....	13,575.44	.....	13,575.44
<b>TOTAL PRIVATE PURPOSE FUNDS</b>	<b>\$ 597,265.66</b>		<b>\$ 8,082,213.12</b>	<b>\$ 7,384,431.29</b>	<b>\$ 1,295,047.49</b>	<b>\$ 5,967,991.60</b>	<b>\$ 7,263,039.09</b>
<b>PENSION TRUST FUNDS</b>							
838 LEOFF Retirement System Benefits Improvement	\$ 1.40		.....	.....	\$ 1.40	.....	\$ 1.40
<b>TOTAL PENSION TRUST FUNDS</b>	<b>\$ 1.40</b>		<b>\$ .....</b>	<b>\$ .....</b>	<b>\$ 1.40</b>	<b>\$ .....</b>	<b>\$ 1.40</b>
<b>CUSTODIAL FUNDS</b>							
165 Salary Reduction	\$ 2,765,354.57		\$ 2,937,527.16	\$ 5,370,071.80	\$ 332,809.93	.....	\$ 332,809.93
16C Real Estate/Property Tax Admin Assistance	51,412.50		69,422.50	51,225.00	69,610.00	.....	69,610.00
17A County Enhanced 911 Excise Tax	6,220,225.41		.....	(148,671.42)	6,368,896.83	.....	6,368,896.83
525 Washington State Combined Fund Drive	631,488.04		445,833.73	31.04	1,077,290.73	18,893.69	1,096,184.42
660 Natural Resources Deposit	47,759,961.35		33,587,352.57	30,477,977.68	50,869,336.24	131,940.80	51,001,277.04
734 Centennial Document Preservation and Modernization	3,335,351.08		391,563.16	.....	3,726,914.24	.....	3,726,914.24
737 High Occupancy Vehicle	.....		.....	.....	.....	.....	.....
757 Maritime Historic Restoration and Preservation	7,021.83		1,230.94	.....	8,252.77	.....	8,252.77
797 Local Tourism Promotion	125,130.55		.....	(650,843.05)	775,973.60	.....	775,973.60

# RECEIPTS AND DISBURSEMENTS FOR TREASURER'S TRUST FUNDS

	March 1, 2021	March 2021		March 31, 2021		
	Beginning Book Balance	Plus Receipts	Less Disbursements	Ending Book Balance	Outstanding Warrants	Ending Cash Balance
<b>CUSTODIAL FUNDS (Continued)</b>						
802 School Employees Salary Reduction	\$ 65,400.93	\$ 1,829,256.04	\$ 2,833,099.09	\$ (938,442.12)	\$ .....	\$ (938,442.12)
847 Separately Managed State Agency Investment	.....	.....	.....	.....	.....	.....
<b>TOTAL CUSTODIAL FUNDS</b>	<b>\$ 60,961,346.26</b>	<b>\$ 39,262,186.10</b>	<b>\$ 37,932,890.14</b>	<b>\$ 62,290,642.22</b>	<b>\$ 150,834.49</b>	<b>\$ 62,441,476.71</b>
<b>TOTAL TREASURER'S TRUST FUNDS</b>	<b>\$ \$1,477,491,049.53</b>	<b>\$ 1,209,918,240.23</b>	<b>\$ 674,487,288.29</b>	<b>\$ 2,012,922,001.47</b>	<b>\$ 15,012,374.30</b>	<b>\$ 2,027,934,375.77</b>

# INVESTMENT STATEMENT

## INVESTMENT STATEMENT

Fund / Account	March 1, 2021	Purchased	Maturities & Sales	Amortization	March 31, 2021
<b>Treasury &amp; Treasurer's Trust</b>					
Investments (trade date basis)	\$ 8,573,355,441.10	\$ 2,989,557,555.18	\$ 2,727,301,560.25	\$ (574,752.24)	\$ 8,835,036,683.79
Reverse Repurchase Agreements	.....	.....	.....	.....	.....
Purchased Accrued Interest	586,895.78	596,214.83	426,594.52	.....	756,516.09
<b>Total Treasury &amp; Treasurer's Trust</b>	<b>\$ 8,573,942,336.88</b>	<b>\$ 2,990,153,770.01</b>	<b>\$ 2,727,728,154.77</b>	<b>\$ (574,752.24)</b>	<b>\$ 8,835,793,199.88</b>
<b>Local Government Investment Pool</b>					
Investments (trade date basis)	\$ 20,453,540,732.72	\$ 17,556,130,110.34	\$ 17,125,658,541.75	\$ 686,356.20	\$ 20,884,698,657.51
Reverse Repurchase Agreements	.....	.....	.....	.....	.....
Purchased Accrued Interest	537.57	722,309.03	.....	.....	722,846.60
<b>Total Local Government Investment Pool</b>	<b>\$ 20,453,541,270.29</b>	<b>\$ 17,556,852,419.37</b>	<b>\$ 17,125,658,541.75</b>	<b>\$ 686,356.20</b>	<b>\$ 20,885,421,504.11</b>
<b>Separately Managed Accounts</b>					
Investments (trade date basis)	\$ 549,954,504.38	\$ 25,388,314.69	\$ 38,313,632.35	\$ (16,443.42)	\$ 537,012,743.30
Purchased Accrued Interest	59,138.96	16,157.59	37,533.70	.....	37,762.85
<b>Total Separately Managed Accounts</b>	<b>\$ 550,013,643.34</b>	<b>\$ 25,404,472.28</b>	<b>\$ 38,351,166.05</b>	<b>\$ (16,443.42)</b>	<b>\$ 537,050,506.15</b>
<b>Total All Accounts</b>	<b>\$ 29,577,497,250.51</b>	<b>\$ 20,572,410,661.66</b>	<b>\$ 19,891,737,862.57</b>	<b>\$ 95,160.54</b>	<b>\$ 30,258,265,210.14</b>

# INVESTMENT INTEREST INCOME AND CAPITAL GAINS

## INVESTMENT INTEREST INCOME AND CAPITAL GAINS CURRENT MONTH AND FISCAL YEAR TO DATE COMPARISON

Fund / Account	March 2021	March 2020	Fiscal Year 2021	Fiscal Year 2020
<b>Treasury &amp; Treasurer's Trust</b>				
Cash	\$ 10,355,330.92	\$ 13,074,814.56	\$ 71,309,386.98	\$ 105,793,263.48
Custody Bank Fees	(4,981.95)	(5,443.09)	(45,900.83)	(46,583.73)
Other Bank Fees	(6,324.90)	(10,612.07)	(26,726.23)	(75,699.17)
Amortization	(574,752.24)	1,182,920.68	(988,232.06)	11,704,797.96
Accrued Interest	(3,502,766.00)	(2,540,044.02)	(5,668,377.26)	(6,936,380.51)
Gains and Losses	80,942.11	3,931,458.88	12,456,484.49	6,106,508.31
<b>Total Treasury &amp; Treasurer's Trust</b>	<b>\$ 6,347,447.94</b>	<b>\$ 15,633,094.94</b>	<b>\$ 77,036,635.09</b>	<b>\$ 116,545,906.34</b>
<b>Local Government Investment Pool</b>				
Cash	\$ 1,500,512.38	\$ 9,957,469.15	\$ 15,973,402.60	\$ 118,453,075.96
Amortization	686,356.20	12,827,178.98	15,840,963.43	125,997,970.30
Accrued Interest	(128,095.87)	(4,196,549.13)	(1,292,479.28)	(9,023,429.60)
Gains and Losses	28,888.81	236,002.08	438,288.37	3,862,465.77
<b>Total Local Government Investment Pool</b>	<b>\$ 2,087,661.52</b>	<b>\$ 18,824,101.08</b>	<b>\$ 30,960,175.12</b>	<b>\$ 239,290,082.43</b>
<b>Separately Managed Accounts</b>				
Cash	\$ 999,690.95	\$ 929,757.94	\$ 5,369,862.18	\$ 3,988,331.33
Amortization	(16,443.42)	34,422.14	97,291.68	524,615.26
Accrued Interest	(525,972.32)	(245,066.80)	(780,085.34)	337,839.40
Gains and Losses	53,615.28	201,564.51	764,855.01	296,366.76
<b>Total Separately Managed Accounts</b>	<b>\$ 510,890.49</b>	<b>\$ 920,677.79</b>	<b>\$ 5,451,923.53</b>	<b>\$ 5,147,152.75</b>
<b>Total All Accounts</b>	<b>\$ 8,945,999.95</b>	<b>\$ 35,377,873.81</b>	<b>\$ 113,448,733.74</b>	<b>\$ 360,983,141.52</b>

MIKE PELLICCIOTTI  
STATE TREASURER  
PO BOX 40200  
OLYMPIA WA 98504-0200

---

