



Washington State Treasurer's Monthly Report

April 2021



MIKE PELLICCIOTTI
State Treasurer

In accordance with the Americans with Disabilities Act, this publication will be made available in alternate formats upon request to the Office of the State Treasurer, Legislative Building, 2nd Floor, Olympia, Washington 98504-0200, telephone (360) 902-9000, fax (360) 902-9037 or TTY Users Call: 7-1-1. Web Site: <http://tre.wa.gov>.

TABLE OF CONTENTS

	<i>Page</i>
State Treasurer’s Letter	1
General Fund	2
Treasury, Treasurer’s Trust and Local Government Investment Pool Flow Chart	3
Treasury & Treasurer’s Trust, Treasury and Treasurer’s Trust Charts	4
General Fund and Local Government Investment Pool Charts	5
Receipts and Disbursements for the State Treasury	6
Receipts and Disbursements for Trust Funds	17
Investment Statement	26
Investment Interest Income and Capital Gains	27



Mike Pellicciotti State
Treasurer

**State of Washington
Office of the Treasurer**

Legislative Building
P.O. Box 40200
Olympia, Washington 98504-0200

(360) 902-9000 • TTY 7-1-1
Home Page <http://tre.wa.gov>



Fellow Washingtonians,

I am pleased to report on the operations of the Office of the State Treasurer for the month of April 2021. At the close of the month, the Treasury & Treasurer's Trust book balance was \$8.9 billion with investment earnings distributed for the month of \$7.3 million.

Sincerely,

A handwritten signature in blue ink that reads "Mike Pellicciotti". The signature is fluid and cursive.

Mike Pellicciotti
Washington State Treasurer

GENERAL FUND

GENERAL FUND CURRENT MONTH AND FISCAL YEAR TO DATE COMPARISON

(In Millions)

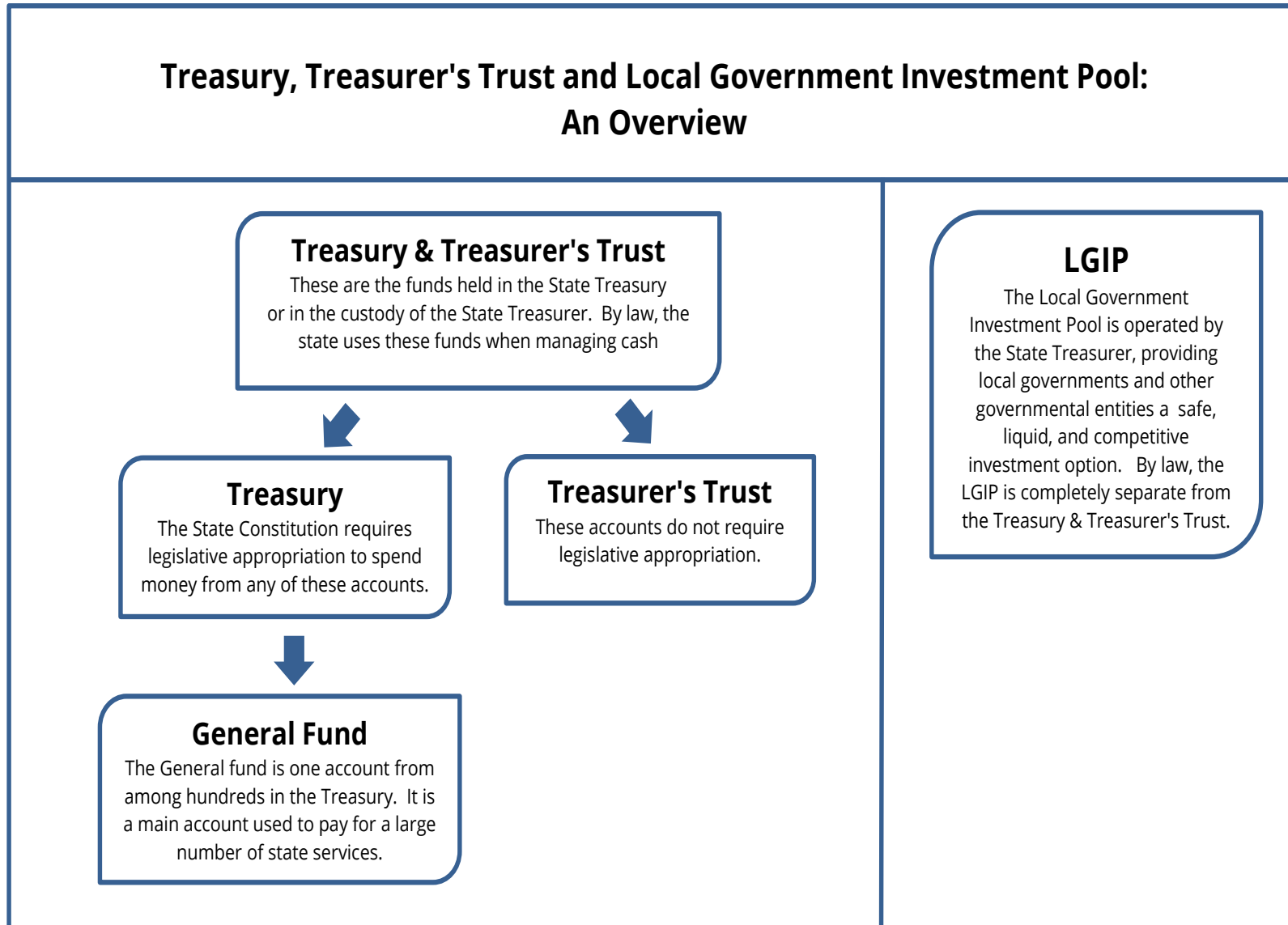
	Month of April		Fiscal Year to Date	
	2021	2020	2021	2020
Beginning Book Balance	\$ (938.176)	\$ (1,709.431)	\$ 2,427.397	\$ 1,010.867
Cash Revenue	3,909.256	4,910.072	33,525.114	30,972.796
Other Cash Receipts	465.662	182.174	3,611.653	2,910.364
Total Cash Receipts	<u>4,374.918</u>	<u>5,092.246</u>	<u>37,136.767</u>	<u>33,883.160</u>
Total Cash Disbursements	4,483.664	3,526.563	40,611.086	35,037.775
Ending Book Balance	<u>\$ (1,046.922)</u>	<u>\$ (143.748)</u>	<u>\$ (1,046.922)</u>	<u>\$ (143.748)</u>
Cash Revenue				
Bond Retirement & Interest	\$ (0.000)	\$ (0.000)	\$ (0.281)	\$ (0.283)
Secretary of State	4.134	3.548	39.812	36.401
Department of Revenue:				
Retail Sales Tax	1,141.768	753.706	10,228.901	9,476.022
Business & Occupation Tax	452.946	339.362	4,086.906	3,834.760
Compensating Tax	79.798	40.188	681.066	581.410
Cigarette Tax	21.101	27.720	264.729	259.659
Public Utility Tax	45.833	28.418	340.226	315.080
Various Other Revenue	31.153	20.954	578.757	560.540
Insurance Commission	7.628	2.397	424.802	411.306
Liquor and Cannabis Board	2.002	2.177	136.852	99.382
Department of Licensing:				
Excise Tax – Other	0.019	0.006	0.160	0.161
Various Other Revenue	2.991	1.647	13.900	10.445
Department of Social & Health Services	0.892	(90.577)	32.474	45.637
Universities & Colleges	0.003	0.000	0.007	0.387
Treasurer's Transfers	71.811	68.302	(26.756)	(45.514)
Counties:				
Property Tax	254.391	187.745	2,428.377	1,824.985
Real Estate Excise Tax	166.835	69.257	1,397.241	1,020.240
Various Other Revenue	3.980	4.361	34.584	41.647
Federal Grants-In-Aid (All Agencies)	1,449.656	3,404.748	11,997.900	12,067.649
Revenues Distributed to Local Governments	(2.329)	(2.124)	(52.057)	(55.480)
Other Agencies' Cash Revenue	174.644	48.237	917.514	488.362
Total Cash Revenue	<u>\$ 3,909.256</u>	<u>\$ 4,910.072</u>	<u>\$ 33,525.114</u>	<u>\$ 30,972.796</u>

Source: Agency Financial Reporting System (AFRS).

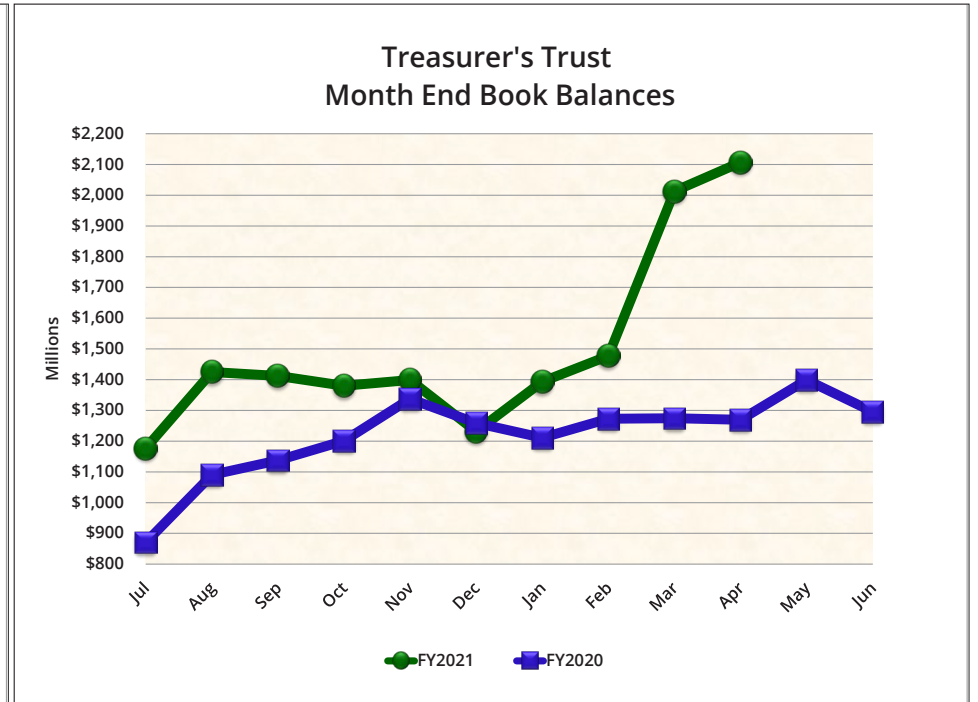
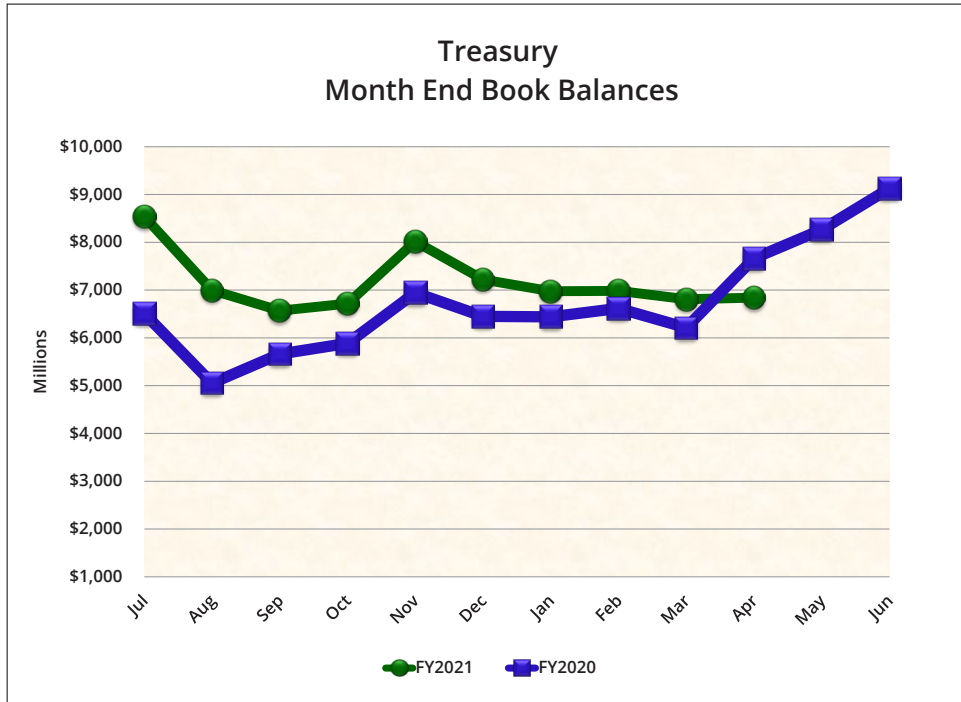
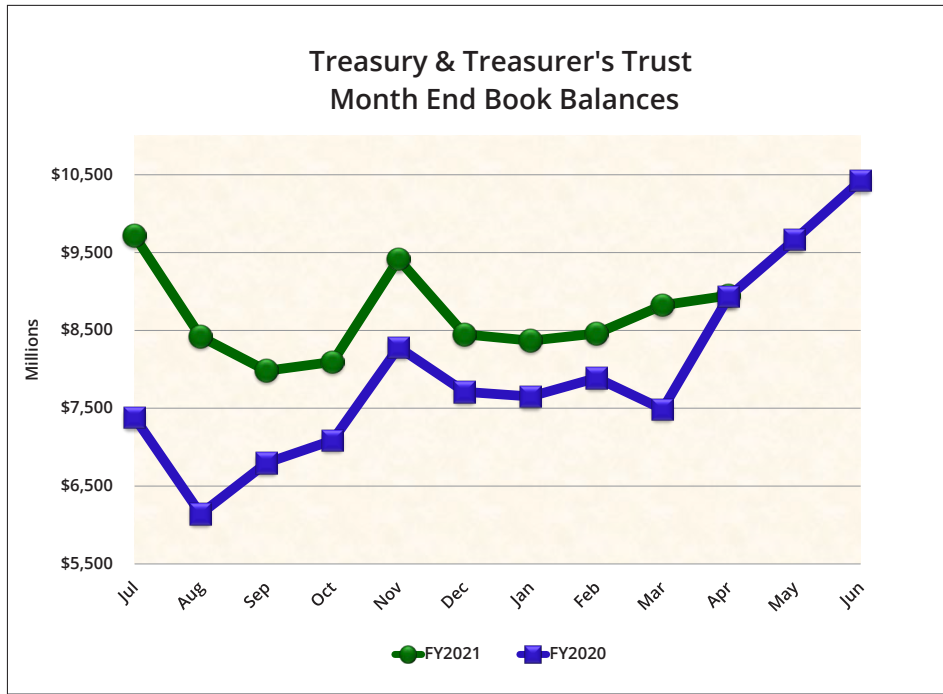
TREASURY, TREASURER'S TRUST AND LGIP FLOW CHART

The State Treasurer is charged with the cash management of public funds, which includes two categories of state funds and accounts: (1) funds and accounts located in the state treasury, which are subject to legislative appropriation; and (2) Treasurer's trust funds, which are accounts placed in the custody of the State Treasurer, and not typically subject to legislative appropriation. Funds within these accounts are comingled for investment and cash management purposes.

This flow chart describes the structure of the Treasury and Treasurer's Trust Accounts. Month end balances of these accounts are shown on pages 4 and 5.

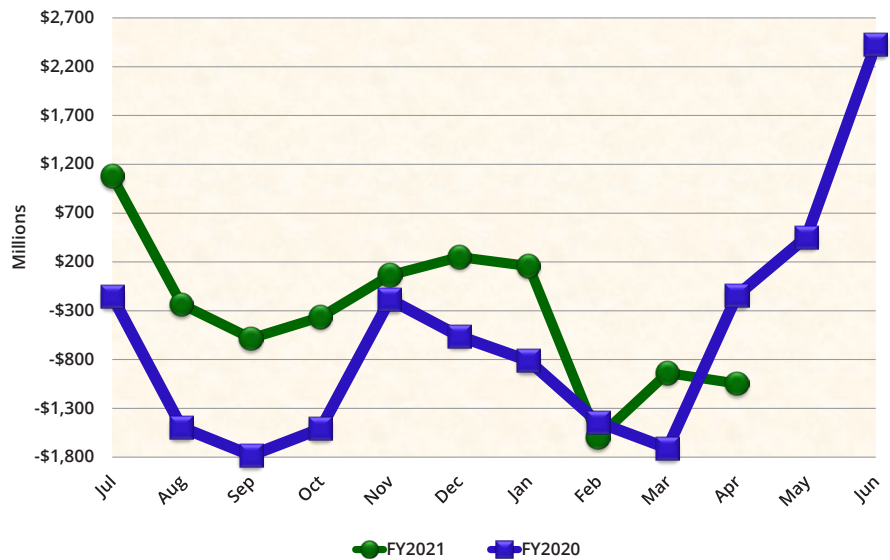


TREASURY & TREASURER'S TRUST AND TREASURY AND TREASURER'S TRUST CHART

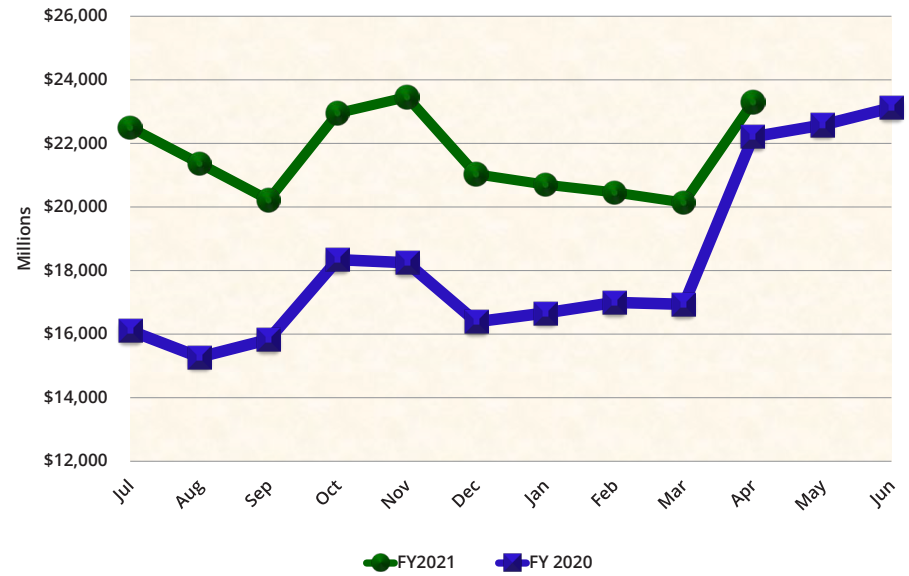


GENERAL FUND AND LOCAL GOVERNMENT INVESTMENT POOL CHARTS

General Fund Month End Book Balances

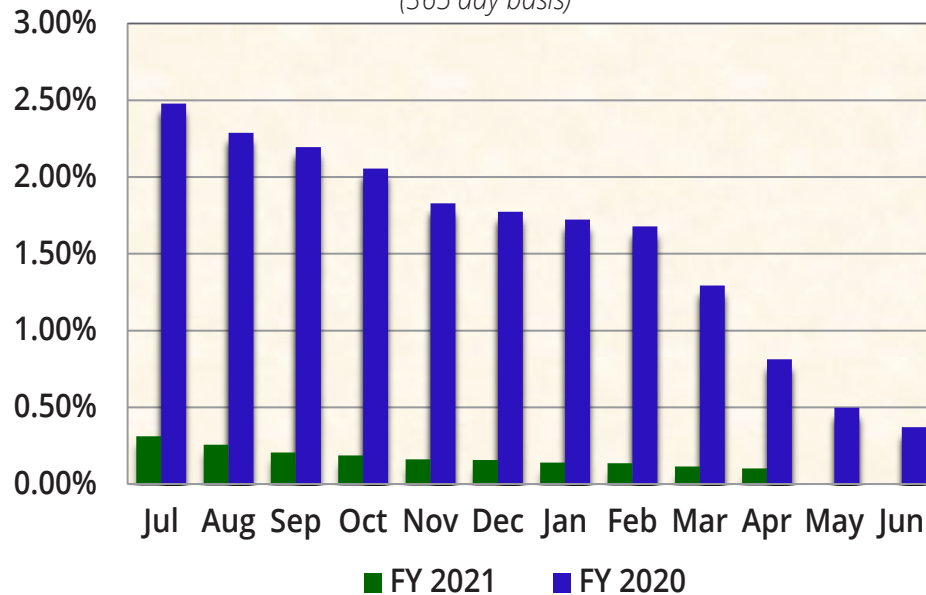


Local Government Investment Pool Month End Book Balances



LGIP Net Yield

(365 day basis)



RECEIPTS AND DISBURSEMENTS FOR TREASURY FUNDS

	April 1, 2021	April 2021		April 30, 2021		
	Beginning Book Balance	Plus Receipts	Less Disbursements	Ending Book Balance	Outstanding Warrants	Ending Cash Balance
GENERAL FUND						
001 General	\$ (938,176,302.38)	\$ 4,374,917,547.02	\$ 4,483,663,194.25	\$ (1,046,921,949.61)	\$ 57,151,745.63	\$ (989,770,203.98)
018 Millersylvania Park Current	5,210.50	5,210.50	5,210.50
01E Geothermal	75,139.28	(5,146.00)	(22,299.33)	92,292.61	92,292.61
01N Institutional Impact	19,144.72	19,144.72	19,144.72
02P Flood Control Assistance	2,442,939.27	121,033.89	2,321,905.38	2,321,905.38
031 State Investment Board Expense	5,422,162.13	2,807,921.07	2,041,179.41	6,188,903.79	9,846.00	6,198,749.79
032 State Emergency Water Projects Revolving	221,616.92	221,616.92	221,616.92
03A Excess Earnings
03L County Criminal Justice Assistance	2,922,049.19	13,657,970.81	13,287,885.92	3,292,134.08	1,658.20	3,293,792.28
03M Municipal Criminal Justice Assistance	506,116.76	5,415,672.01	5,289,738.84	632,049.93	736.96	632,786.89
04L Public Health Services	6.67	0.01	6.68	6.68
051 State and Local Improvements Revolving	26,744.33	26,744.33	26,744.33
055 State & Local Improve Revolving (Waste Disp Facilities, 1980)	2,639.01	2,639.01	2,639.01
05C Criminal Justice Treatment	1,044,986.42	2,674,996.25	853,769.45	2,866,213.22	2,866,213.22
05M Tourism Development and Promotion
070 Outdoor Recreation	1,201,464.82	1,262,916.88	(61,452.06)	(61,452.06)
072 State & Local Improve Revolving (Water Supply Facilities)	846,493.74	846,493.74	846,493.74
09C Farm and Forest	1,250,993.68	767,873.88	483,119.80	483,119.80
09G Riparian Protection
09R Economic Development Strategic Reserve	2,551,128.46	435,267.80	448,887.32	2,537,508.94	2,537,508.94
10K Veterans Innovation Program	14,382.82	14,382.82	14,382.82
10P Columbia River Basin Water Supply Development	5,150,997.86	3,371.61	163,909.88	4,990,459.59	4,990,459.59
10T Hood Canal Aquatic Rehabilitation Bond
11F Reinvesting in Youth	5.98	5.98	5.98
11N Heritage Barn Preservation
11W Water Quality Capital	34,227.10	34,227.10	34,227.10
125 Site Closure	34,695,458.69	24,777.48	45,744.98	34,674,491.19	22,472.00	34,696,963.19
12J Boating Activities
12K Puget Sound Scientific Research
12R Independent Youth Housing
12W Veterans Conservation Corps
14B Budget Stabilization	1,728,492,287.57	1,100,462.35	1,729,592,749.92	1,729,592,749.92
14C Puget Sound Recovery
14H Community Preservation & Development Authority	1,497,953.61	4,113.51	1,493,840.10	1,493,840.10
14L Streamlined Sales & Use Tax Mitigation	3,185,323.04	3,185,323.04	3,185,323.04
15C WA Community Tech Opportunity
15J Building Communities
15K Columbia River Water Delivery	16,173.66	16,173.66	16,173.66
15R Evergreen Job Training

RECEIPTS AND DISBURSEMENTS FOR TREASURY FUNDS

	April 1, 2021		April 2021		April 30, 2021						
	Beginning Book Balance		Plus Receipts	Less Disbursements	Ending Book Balance	Outstanding Warrants	Ending Cash Balance				
GENERAL FUND (Continued)											
16V Water Rights Processing	\$ 77,487.33	\$	700.00	\$	78,187.33	\$	78,187.33				
177 Judicial Retirement Administrative				
17C Opportunity Express Account	62,171.42			62,171.42		62,171.42				
17E State Efficiency and Restructuring				
17F Washington Opportunity Pathways	106,595,523.92		1,170,645.49	22,904,181.44	84,861,987.97		84,861,987.97				
17K Basic Health Plan Stabilization				
18H Opportunity Expansion	326.64			326.64		326.64				
19K Yakima Integrated Plan Implementation				
19L Charter Schools Oversight	298,132.45		98,798.92	121,713.09	275,218.28	8,746.40	283,964.68				
19N Diesel Idle Reduction				
20C Yakima Integrated Plan Implementation Taxable Bond				
20F Invest in Washington				
21B Chehalis Basin				
21D Dairy Nutrient Infrastructure				
21P Sexual Assault Prevention and Response				
21R DCYF Contracted Services Performance Improvement				
22C Early Learning Facilities Revolving		31,000.00	196,831.67	(165,831.67)		(165,831.67)				
22D Early Learning Facilities Development	(0.02)			(0.02)		(0.02)				
22T Statewide Tourism Marketing	4,974,009.79		3,164.38	3,918.93	4,973,255.24		4,973,255.24				
23H Defense Community Compatibility				
23J Statewide Broadband	21,057,121.58		13,421.53	193,350.02	20,877,193.09	61,375.59	20,938,568.68				
244 Habitat Conservation	(46,172.70)		1,586,139.10	1,545,114.07	(5,147.67)		(5,147.67)				
24H Career Connected Learning				
24M Climate Resiliency				
24U Sustainable Farms and Fields				
253 Education Construction	22,292.52		14.18		22,306.70		22,306.70				
291 Education Savings				
355 State Taxable Building Construction	36,782,493.02		(31,114.03)	6,601,328.84	30,150,050.15		30,150,050.15				
359 School Constr & Skill Ctrs Bldg	316,024.96		11,137.75	304,887.21		304,887.21				
488 Special Personnel Litigation Revolving				
489 Pension Funding Stabilization	114,009,947.07		77,491.99	18,826,601.83	95,260,837.23		95,260,837.23				
548 LEOFF System Plan 2 Expense	199,165.60		195,172.37	113,424.98	280,912.99	126.40	281,039.39				
563 Columbia River Crossing Project				
702 Dedicated McCleary Penalty				
828 Tobacco Prevention and Control	1,083,294.25		695.46	12,235.00	1,071,754.71		1,071,754.71				
830 Agricultural College Trust Management	\$1,372,255.63		415.58	104,764.08	1,267,907.13	176.12	1,268,083.25				
TOTAL GENERAL FUND	\$ 1,139,051,952.49	\$	4,405,380,850.20	\$	4,558,562,550.58	\$	985,870,252.11	\$	57,256,883.30	\$	1,043,127,135.41

RECEIPTS AND DISBURSEMENTS FOR TREASURY FUNDS

	April 1, 2021		April 2021		April 30, 2021		
	Beginning Book Balance		Plus Receipts	Less Disbursements	Ending Book Balance	Outstanding Warrants	Ending Cash Balance
SPECIAL REVENUE FUNDS							
002 Hospital Data Collection	\$ 130,811.44	\$	\$ 12,763.62	\$ 118,047.82	\$	\$ 118,047.82	
003 Architects' License	828,700.90	66,409.52	38,210.55	856,899.87	99.00	856,998.87	
007 Winter Recreational Program	3,275,977.46	49,880.00	107,899.91	3,217,957.55	15,083.00	3,233,040.55	
014 Forest Development	15,539,202.46	2,008.09	33,507.99	15,507,702.56	161,019.67	15,668,722.23	
01B ORV & Non-Highway Vehicle Account	1,711,369.78	240,648.61	430,453.24	1,521,565.15	6,305.74	1,527,870.89	
01M Snowmobile	3,676,576.02	41,908.67	437,335.61	3,281,149.08	34,818.50	3,315,967.58	
024 Professional Engineers'	1,207,310.65	175,221.00	116,826.73	1,265,704.92	1,028.21	1,266,733.13	
025 Pilotage	92,580.08	224,754.83	266,484.81	50,850.10	50,850.10	
026 Real Estate Commission	612,526.29	759,176.59	391,670.24	980,032.64	2,834.72	982,867.36	
027 Reclamation	4,854,312.53	308,926.81	229,610.56	4,933,628.78	75,812.50	5,009,441.28	
02A Surveys and Maps	926,917.19	79,037.10	78,489.32	927,464.97	927,464.97	
02G Health Professions	21,887,573.91	6,661,992.04	20,466,451.67	8,083,114.28	1,090,574.17	9,173,688.45	
02H Business Enterprises Revolving	899,380.19	26,387.39	74,059.54	851,708.04	1,150.03	852,858.07	
02J Certified Public Accountants'	2,821,402.53	417,421.00	165,878.54	3,072,944.99	860.00	3,073,804.99	
02K Death Investigations	(23,690.78)	554,423.79	614,769.65	(84,036.64)	5,693.56	(78,343.08)	
02M Essential Rail Assistance	618,477.06	1,094.33	831.78	618,739.61	618,739.61	
02N Parkland Acquisition	29,620.54	29,620.54	29,620.54	
02R Aquatic Lands Enhancement	8,809,643.21	1,241.63	942,669.61	7,868,215.23	77,302.24	7,945,517.47	
02W Timber Tax Distribution	180,360.13	2,364,068.51	24,733.88	2,519,694.76	8,511.28	2,528,206.04	
030 Landowner Contingency Forest Fire Suppression	(2,596,812.36)	34.90	(84,083.33)	(2,512,694.13)	(2,512,694.13)	
039 Aeronautics	1,194,756.39	589,786.44	164,415.96	1,620,126.87	660.21	1,620,787.08	
03B Asbestos	1,085,956.34	22,340.00	20,844.14	1,087,452.20	1,087,452.20	
03C Emergency Medical Services and Trauma Care System Trust	10,277,489.69	1,209,728.28	1,312,092.19	10,175,125.78	44,842.00	10,219,967.78	
03F Enhanced 911	7,742,105.26	2,441,264.27	2,695,811.99	7,487,557.54	209.88	7,487,767.42	
03N Business License	7,672,976.92	3,013,639.32	2,460,980.95	8,225,635.29	108,896.08	8,334,531.37	
03P Fire Service Trust	614,109.61	4,200.00	557.45	617,752.16	5.00	617,757.16	
03R Safe Drinking Water	4,796,329.70	29,215.42	677,289.09	4,148,256.03	4,148,256.03	
041 Resource Management Cost	19,119,785.27	17,291.84	779,634.21	18,357,442.90	73,387.79	18,430,830.69	
042 Charitable, Educational, Penal, and Reformatory Institutions	4,231,577.62	2,803.06	(96,350.20)	4,330,730.88	4,330,730.88	
044 Waste Reduction, Recycling, and Litter Control	10,747,500.70	1,237,974.08	955,678.89	11,029,795.89	39,802.25	11,069,598.14	
045 State Vehicle Parking	307,147.57	290,426.43	411,993.99	185,580.01	99,176.96	284,756.97	
048 Marine Fuel Tax Refund	294,504.71	294,504.71	294,504.71	
04E Uniform Commercial Code	2,686,888.81	62,389.34	73,788.10	2,675,490.05	47.98	2,675,538.03	
04H Surface Mining Reclamation	1,922,098.05	120.55	89,021.68	1,833,196.92	1,833,196.92	
04M Recreational Fisheries Enhancement	743,073.72	433,843.80	123,183.69	1,053,733.83	7.01	1,053,740.84	
04R Drinking Water Assistance	87,658,721.17	1,122,516.61	2,994,857.59	85,786,380.19	15,196.19	85,801,576.38	
04V Vehicle License Fraud	369,021.65	8,065.09	377,086.74	377,086.74	
04W Waterworks Operator Certification	1,224,581.22	27,267.60	70,840.53	1,181,008.29	177.48	1,181,185.77	
058 Public Works Assistance	22,978,449.69	2,396,460.67	1,675,227.71	23,699,682.65	75,647.80	23,775,330.45	

RECEIPTS AND DISBURSEMENTS FOR TREASURY FUNDS

	April 1, 2021		April 2021		April 30, 2021		
	Beginning Book Balance		Plus Receipts	Less Disbursements	Ending Book Balance	Outstanding Warrants	Ending Cash Balance
SPECIAL REVENUE FUNDS (Continued)							
05H Disaster Response	\$ 76,680,477.74	\$	16,794.57	\$ 13,998,352.26	\$ 62,698,920.05	\$ 134,281.89	\$ 62,833,201.94
05R Drinking Water Assistance Administrative	4,026,502.20		2,582.78	134,546.75	3,894,538.23		3,894,538.23
05W State Drought Preparedness and Response	2,290,771.42				2,290,771.42		2,290,771.42
06A Salmon Recovery	27,893.34				27,893.34		27,893.34
06G Real Estate Appraiser Commission	558,723.00		71,238.28	71,144.67	558,816.61	101.99	558,918.60
06K Lead Paint	170,572.74		5,100.00	2,207.70	173,465.04		173,465.04
06L Business and Professions	916,578.24		898,652.33	334,148.90	1,481,081.67	4,441.23	1,485,522.90
06R Real Estate Research	841,416.34		25,504.75	102,666.50	764,254.59		764,254.59
06T License Plate Technology	1,334,452.70		177,738.16	374,327.03	1,137,863.83	10.50	1,137,874.33
071 Warm Water Game Fish	1,193,011.72		402,781.39	113,476.07	1,482,317.04	4.03	1,482,321.07
07W Domestic Violence Prevention	2,041,957.93		115,422.13	77,799.14	2,079,580.92	16,777.40	2,096,358.32
080 Grade Crossing Protective	235,870.91		150.11	4,468.96	231,552.06		231,552.06
081 State Patrol Highway	37,615,422.75		23,495,024.12	20,246,239.48	40,864,207.39	133,759.98	40,997,967.37
082 Motorcycle Safety Education	2,943,798.35		240,850.64	134,739.75	3,049,909.24	2,657.46	3,052,566.70
084 Building Code Council	671,126.64		83,423.85	59,705.28	694,845.21	269.16	695,114.37
086 Fire Service Training	(1,112,296.67)		52,108.76	919,451.72	(1,979,639.63)	58,795.01	(1,920,844.62)
087 Park Land Trust Revolving	3,292,897.70		254,295.43	250,418.49	3,296,774.64	9,774.46	3,306,549.10
08A Education Legacy Trust	1,146,603,959.92		63,418,261.00	12,818,907.91	1,197,203,313.01	574,595.18	1,197,777,908.19
08H Military Department Rental and Lease	3,137,690.37		49,456.76	14,939.98	3,172,207.15		3,172,207.15
08K Problem Gambling	976,463.26		171,209.66	84,517.17	1,063,155.75		1,063,155.75
08M Small City Pavement and Sidewalk	822,335.13		62,519.49		884,854.62		884,854.62
08R Waste Tire Removal	6,810,846.40		363,604.45	10,348.53	7,164,102.32		7,164,102.32
094 Transportation Infrastructure	2,700,139.92		64,287.73	0.69	2,764,426.96		2,764,426.96
095 Electrical License	11,151,841.16		2,447,060.34	2,375,511.37	11,223,390.13	7,428.98	11,230,819.11
096 Highway Infrastructure	1,947,116.53		1,239.11		1,948,355.64		1,948,355.64
097 Recreational Vehicle	2,993,991.81		93,641.54	1,448.60	3,086,184.75	6.00	3,086,190.75
099 Puget Sound Capital Construction	13,011,136.22		3,821,503.79	5,271,947.14	11,560,692.87	219.66	11,560,912.53
09E Freight Mobility Investment	9,312,898.66		5,750.60	676,490.66	8,642,158.60		8,642,158.60
09H Transportation Partnership	(11,813,755.03)		(6,260,573.62)	18,770,418.38	(36,844,747.03)	14,849,005.88	(21,995,741.15)
09P City-County Assistance	887.64		1,927,077.71		1,927,965.35		1,927,965.35
09T Washington Main Street Trust Fund	52,138.16				52,138.16		52,138.16
102 Rural Arterial Trust	14,192,806.04		1,231,218.90	316,077.80	15,107,947.14		15,107,947.14
104 State Wildlife	21,452,450.54		9,676,110.82	4,852,373.32	26,276,188.04	159,414.96	26,435,603.00
106 Highway Safety	25,665,560.04		13,411,516.95	11,144,965.84	27,932,111.15	69,532.63	28,001,643.78
107 Liquor Excise Tax	14,277,673.59		1,957,531.57	11,479,984.38	4,755,220.78		4,755,220.78
108 Motor Vehicle	343,768,160.72		289,290,622.10	141,299,700.03	491,759,082.79	3,864,158.40	495,623,241.19
109 Puget Sound Ferry Operations	(34,735,902.36)		16,097,354.70	22,132,152.40	(40,770,700.06)	121,970.45	(40,648,729.61)
10A Aquatic Algae Control	378,809.23		29,002.00	5,611.04	402,200.19		402,200.19
10B Home Security Fund	64,176,598.63		3,615,264.16	2,613,135.50	65,178,727.29	20,948.75	65,199,676.04

RECEIPTS AND DISBURSEMENTS FOR TREASURY FUNDS

	April 1, 2021		April 2021		April 30, 2021		
	Beginning Book Balance		Plus Receipts	Less Disbursements	Ending Book Balance	Outstanding Warrants	Ending Cash Balance
SPECIAL REVENUE FUNDS (Continued)							
10G Water Rights Tracking System	\$ 814,640.65	\$	80,959.43	\$	\$ 895,600.08	\$	\$ 895,600.08
110 Special Wildlife	7,610,877.13		211,906.76	142,590.25	7,680,193.64	426.49	7,680,620.13
111 Public Service Revolving	3,237,715.71		8,428,572.46	1,897,177.62	9,769,110.55	26,684.13	9,795,794.68
113 Common School Construction	644,697.44		960,620.94	(1,663,672.63)	3,268,991.01	158,340.99	3,427,332.00
116 Basic Data	28,486.01	(63,750.00)	92,236.01	92,236.01
119 Unemployment Compensation Administration	216,136.17		20,072,282.36	20,316,353.04	(27,934.51)	1,881,108.74	1,853,174.23
11B Regional Mobility Grant Program	56,378,804.28		32,988.55	3,436,686.57	52,975,106.26	52,975,106.26
11E Freight Mobility Multimodal	8,473,010.74		5,953.73	463.72	8,478,500.75	8,478,500.75
11H Forest and Fish Support	4,684,204.32		606,296.16	299,173.21	4,991,327.27	61,916.94	5,053,244.21
11K Washington Auto Theft Prevention Authority	(2,506,749.80)		421,552.42	279,081.15	(2,364,278.53)	(2,364,278.53)
120 Administrative Contingency	21,988,939.23		3,015,267.78	643,122.22	24,361,084.79	12,776.62	24,373,861.41
12C Affordable Housing For All	3,537,610.61		669,737.55	351,468.98	3,855,879.18	13,240.00	3,869,119.18
12M Charitable Organization Education	1,632,302.44		29,730.00	1,662,032.44	1,662,032.44
12T Traumatic Brain Injury	1,465,001.41		188,508.66	194,641.68	1,458,868.39	1,458,868.39
134 Employment Services Administrative	24,371,500.94		192,414.61	2,243,259.94	22,320,655.61	3,055.00	22,323,710.61
138 Insurance Commissioner's Regulatory	19,005,772.02		17,414.76	2,799,523.14	16,223,663.64	27,083.15	16,250,746.79
144 Transportation Improvement	6,675,135.01		5,817,725.82	6,527,106.20	5,965,754.63	5,965,754.63
146 Firearms Range	1,722,303.09		34,957.44	6,138.58	1,751,121.95	1,751,121.95
14A Wildlife Rehabilitation	687,009.90		16,829.14	25,713.35	678,125.69	861.12	678,986.81
14G Ballast Water and Biofouling Management	47,256.87	11,421.79	35,835.08	35,835.08
14M Financial Fraud & ID Theft	1,061,066.58		156,480.00	6,790.35	1,210,756.23	1,210,756.23
14R Military Active State Service	377,080.32	4,800.00	372,280.32	372,280.32
14V Ignition Interlock Device	1,191,554.03		317,303.50	223,010.99	1,285,846.54	2.64	1,285,849.18
150 Low-Income Weatherization/ Structural Rehabilitation Assistance	1,579,342.14		1,005.84	2,280.61	1,578,067.37	1,578,067.37
153 Rural Mobility Grant Program	9,820,400.41		4,690.90	1,303,530.11	8,521,561.20	128,556.00	8,650,117.20
154 New Motor Vehicle Arbitration	1,215,186.71		69,633.00	69,427.09	1,215,392.62	1,215,392.62
158 Aquatic Land Dredged Material Disposal Site	435,191.46		3.17	31,766.03	403,428.60	403,428.60
159 Parks Improvement	976,529.38		34,742.60	16,790.40	994,481.58	594.00	995,075.58
15H Cleanup Settlement	60,892,779.10		38,882.27	391,662.08	60,539,999.29	60,539,999.29
15M Biotoxin	193,206.90		208,963.76	198,048.27	204,122.39	136.46	204,258.85
160 Wood Stove Education and Enforcement	594,191.70		19,401.70	42,076.79	571,516.61	1,195.00	572,711.61
162 Farm Labor Contractor	145,400.23		455.00	145,855.23	145,855.23
167 Natural Resources Conservation Areas Stewardship	313,955.47		57.10	(198,166.16)	512,178.73	512,178.73
16A Judicial Stabilization Trust	1,816,901.11		423,258.45	793,750.00	1,446,409.56	1,446,409.56
16J SR 520 Corridor	68,608,144.14		(2,088,137.64)	(2,100,458.66)	68,620,465.16	17,803.59	68,638,268.75
16M Appraisal Management Company	100,665.91		5,681.67	2,481.87	103,865.71	103,865.71
16P Marine Resources Stewardship Trust	24,750.27		15.75	24,766.02	24,766.02
16W Hospital Safety Net Assessment	90,704,765.47		4,979,631.91	6,592,450.51	89,091,946.87	89,091,946.87
172 Basic Health Plan Trust	5,847,699.00	5,847,699.00	5,847,699.00

RECEIPTS AND DISBURSEMENTS FOR TREASURY FUNDS

	April 1, 2021		April 2021		April 30, 2021			
	Beginning Book Balance		Plus Receipts	Less Disbursements	Ending Book Balance	Outstanding Warrants	Ending Cash Balance	
SPECIAL REVENUE FUNDS (Continued)								
176 Water Quality Permit	\$ 21,077,888.79	\$	1,080,416.81	\$	993,946.62	\$ 21,164,358.98	\$ 12,082.63	\$ 21,176,441.61
17B Home Visiting Services	7,525,057.12		774,683.88		933,929.25	7,365,811.75	36,046.84	7,401,858.59
17N Complete Streets Grant Program	57,464.00					57,464.00		57,464.00
17P SR520 Civil Penalties	14,848,551.17		5,939.51		(209,053.46)	15,063,544.14		15,063,544.14
17T Health Benefit Exchange	31,273,757.14		974,651.60		29,196.99	32,219,211.75		32,219,211.75
17W Limousine Carriers	127,967.06					127,967.06		127,967.06
182 Underground Storage Tank	884,912.68		110,776.57		3,985.05	991,704.20		991,704.20
186 County Arterial Preservation	1,059,820.49		957,950.22		1,570,534.27	447,236.44		447,236.44
18J Capital Vessel Replacement	(379,757.34)		2,893,544.79		(3,672,210.50)	6,185,997.95	160.00	6,186,157.95
18L Hydraulic Project Approval								
199 Biosolids Permit	1,183,840.61		223,934.54		98,465.96	1,309,309.19		1,309,309.19
19A Medicaid Fraud Penalty	1,362,766.18		397.75		268,848.89	1,094,315.04	5,063.43	1,099,378.47
19C Forest Practice Application	113,383.61		41.24		(11,567.93)	124,992.78	350.00	125,342.78
19T DOL Technology Improvement and Data Management	809,589.75		165,474.55		112,392.99	862,671.31	2.45	862,673.76
19V Andy Hill Cancer Research Endowment Fund	7,653,344.57		739,439.93		145,878.06	8,246,906.44		8,246,906.44
200 Regional Fisheries Enhancement Salmonid Recovery	(38,974.54)		96,213.59		97,011.53	(39,772.48)		(39,772.48)
201 Department of Licensing Services	3,504,516.05		357,866.50		123,163.36	3,739,219.19	23.82	3,739,243.01
202 Medical Test Site Licensure	(902,381.08)		1,267,732.25		301,425.59	63,925.58	107.81	64,033.39
204 Volunteer Fire Fighters' and Reserve Officers' Administrative	1,451,506.32		934.37		33,549.71	1,418,890.98	1,765.73	1,420,656.71
207 Hazardous Waste Assistance	2,889,427.01		5,365.00		222,212.35	2,672,579.66	2,704.75	2,675,284.41
20B Brownfield Redevelopment Trust Fund								
20H Connecting Washington	328,381,095.97		19,649,488.69		47,394,078.23	300,636,506.43	1,838,004.72	302,474,511.15
20J Electric Vehicle	10,273,347.99		(801,334.53)		3,127.56	9,468,885.90	150.00	9,469,035.90
20M Puget Sound Taxpayer Accountability	4,249,405.73		766,827.73			5,016,233.46		5,016,233.46
20N Transportation Future Funding Program	5,647,570.87		3,594.01			5,651,164.88		5,651,164.88
20R Radioactive Mixed Waste	1,346,305.88		4,052,411.00		990,631.32	4,408,085.56		4,408,085.56
20T PLIA Underground Storage Tank Revolving	19,485,601.34		15,272.18		103,658.72	19,397,214.80		19,397,214.80
215 Special Category C	12,429,900.03		(115,092.65)		(184,264.33)	12,499,071.71	758.00	12,499,829.71
216 Air Pollution Control	20,127,963.89		103,603.60		349,742.97	19,881,824.52	5,220.32	19,887,044.84
217 Oil Spill Prevention	5,745,945.44		486,658.94		404,686.50	5,827,917.88	557.15	5,828,475.03
218 Multimodal Transportation	372,988,917.93		24,572,804.96		8,390,982.05	389,170,740.84	45,494.01	389,216,234.85
21E Concealed Pistol License Renewal	287,940.85		14,560.56		2,045.34	300,456.07		300,456.07
21H Wastewater Treatment Plant Operator Certification	475,594.46		2,273.50		787.50	477,080.46	504.50	477,584.96
21M Distracted Driving Prevention	22,974.51		371.78			23,346.29		23,346.29
21S Aquatic Invasive Species Management	253,142.21		62,084.00		37,114.32	278,111.89		278,111.89
21V Construction Registration Inspection	2,918,903.54		1,070,037.39		1,098,249.15	2,890,691.78	3,595.60	2,894,287.38
222 Freshwater Aquatic Weeds	1,005,618.22		76,832.97		45,818.81	1,036,632.38	3.00	1,036,635.38
223 State Oil Spill Response	3,317,397.75		123,183.94		1,812.67	3,438,769.02		3,438,769.02
22J Abandoned Recreational Vehicle Disposal	1,404,492.59		185,336.15		59,107.30	1,530,721.44	12.00	1,530,733.44

RECEIPTS AND DISBURSEMENTS FOR TREASURY FUNDS

	April 1, 2021		April 2021		April 30, 2021		
	Beginning Book Balance		Plus Receipts	Less Disbursements	Ending Book Balance	Outstanding Warrants	Ending Cash Balance
SPECIAL REVENUE FUNDS (Continued)							
22M Energy Efficiency	\$ 9,327,099.29	\$	\$ 228,679.04	\$ 9,098,420.25	\$	\$ 9,098,420.25	
22R Internet Consumer Access	
22U Secure Drug Take-Back Program	841,911.03	116,892.93	725,018.10	725,018.10	
22W Public Disclosure Transparency	1,403,736.85	14,844.90	1,376,057.80	250.00	1,376,307.80	
234 Public Works Administration	9,154,878.37	280,990.36	9,006,953.43	19,357.45	9,026,310.88	
235 Youth Tobacco & Vapor Product Prevention	1,601,485.67	118,158.92	1,479,799.11	10,106.43	1,489,905.54	
237 Recreation Access Pass	3,054,434.55	307,516.78	3,361,401.33	340.00	3,361,741.33	
23G Vulnerable Roadway User Education	5,626.82	502.05	6,128.87	6,128.87	
23N Model Toxics Control Capital	126,909,377.71	7,058,191.32	130,915,097.51	6,248.47	130,921,345.98	
23P Model Toxics Control Operating	72,415,876.74	13,389,005.23	74,814,008.36	105,996.88	74,920,005.24	
23R Model Toxics Control Stormwater	43,136,732.32	3,097,082.82	45,768,265.19	7,627.68	45,775,892.87	
23S Puget Sound Gateway Facility	
23T Congestion Relief Traffic Safety	83,602.33	1,127.74	84,730.07	84,730.07	
23V Voluntary Cleanup	66,480.63	40,041.81	106,522.44	106,522.44	
23W Paint Product Stewardship	3,036.83	64.65	2,972.18	2,972.18	
24B Foundational Public Health Services	8,120,406.04	739,441.12	8,817,984.86	8,817,984.86	
24J Workforce Education Investment	(6,593,132.94)	40,021,958.51	11,717,054.95	11,717,054.95	
24K Agency Financial Transaction	6,364,659.79	796,488.76	6,162,098.90	0.30	6,162,099.20	
24L Ambulance Transport	
24N Fish, Wildlife, and Conservation	
24P Insurance Commissioner's Fraud	840,857.14	262.00	649,831.72	66,337.20	716,168.92	
24Q Cooper Jones Active Transportation Safety	
24R Recycling Enhancement Fee	
24V Telebehavioral Health Access	
260 University of Washington Operating Fees	123.54	123.54	123.54	
262 Manufactured Home Installation Training	622,834.33	25,244.12	626,571.84	626,571.84	
263 Community and Economic Development Fee	5,022,716.91	229,074.20	5,123,655.68	840.00	5,124,495.68	
267 Recreation Resources	23,272,817.45	609,923.41	23,550,685.12	23,550,685.12	
268 Nonhighway and Off-Road Vehicle Activities (NOVA) Program	11,340,605.25	558,882.35	11,689,688.93	8,707.46	11,698,396.39	
269 Parks Renewal and Stewardship	34,603,329.24	7,180,528.42	36,161,500.27	63,993.12	36,225,493.39	
271 Washington State University Operating Fees	
275 Central Washington University Operating Fees	
277 State Agency Parking	360,668.62	1,735.00	361,085.52	361,085.52	
285 Growth Management Planning and Environmental Review	4,535,197.18	448,547.33	4,731,120.51	4,731,120.51	
296 Columbia River Basin Water Supply Rev Recovery	6,656,650.14	4,246.35	6,594,049.67	6,594,049.67	
315 Dedicated Marijuana Fund	380,251,010.60	49,160,225.49	426,332,482.43	215,692.91	426,548,175.34	
319 Public Health Supplemental	3,224,018.40	116,756.24	2,947,241.14	2,947,241.14	
404 State Treasurer's Service	36,818,836.91	2,035,234.15	38,076,604.84	5,832.39	38,082,437.23	
408 Coastal Protection	1,640,809.48	7,682.72	1,585,442.44	12,543.65	1,597,986.09	

RECEIPTS AND DISBURSEMENTS FOR TREASURY FUNDS

	April 1, 2021		April 2021		April 30, 2021		
	Beginning Book Balance		Plus Receipts	Less Disbursements	Ending Book Balance	Outstanding Warrants	Ending Cash Balance
SPECIAL REVENUE FUNDS (Continued)							
441 Local Government Archives	\$ 3,198,981.20	\$	659,793.32	\$ 366,440.89	\$ 3,492,333.63	\$ 182.04	\$ 3,492,515.67
500 Perpetual Surveillance and Maintenance	48,475,686.82		39,904.42	48,515,591.24	48,515,591.24
507 Oyster Reserve Land	470,713.80		300.27	23,979.47	447,034.60	447,034.60
511 Tacoma Narrows Toll Bridge	10,186,101.22		(7,256,630.08)	(4,271,113.35)	7,200,584.49	6.00	7,200,590.49
513 Derelict Vessel Removal	383,207.81		140,776.00	11,496.60	512,487.21	512,487.21
532 Washington Housing Trust Fund	59,724,041.67		587,320.69	656,205.37	59,655,156.99	270.00	59,655,426.99
535 Alaskan Way Viaduct Replacement Project	4,998,137.37		(218,758.24)	(218,663.52)	4,998,042.65	9,627.28	5,007,669.93
549 Election	5,943,588.25		1,981,692.63	94,575.74	7,830,705.14	7,830,705.14
550 Transportation 2003	(50,084,067.30)		(350,920.89)	(343,734.92)	(50,091,253.27)	383.08	(50,090,870.19)
562 Skilled Nursing Facility Safety Net Trust	5,818,267.88		2,049.35	1,306,733.51	4,513,583.72	11,201.00	4,524,784.72
564 Water Pollution Control Revolving Administration	9,435,320.94		345,846.77	139,429.18	9,641,738.53	9,641,738.53
565 Yakima Integrated Plan Implementation Revenue Recovery
566 Community Forest Trust	172,772.51		106.02	(1,774.54)	174,653.07	174,653.07
571 Multiuse Roadway Safety	718,787.49		25,274.82	744,062.31	744,062.31
595 I-405 and SR-167 Express Toll Lanes	62,842,607.21		(195,930.96)	(964,764.42)	63,611,440.67	9,797.18	63,621,237.85
600 Department of Retirement Systems Expense	15,348,991.94		4,207,626.12	3,015,978.55	16,540,639.51	108,534.47	16,649,173.98
689 Rural Washington Loan	2,446,621.24		1,567.79	108,489.67	2,339,699.36	2,339,699.36
727 Water Pollution Control Revolving	276,035,318.26		7,821,830.73	22,765,743.35	261,091,405.64	261,091,405.64
733 Capitol Campus Reserve
777 Prostitution Prevention and Intervention	171,831.77		1,634.56	173,466.33	173,466.33
785 State Educational Trust Fund	2,076,776.39		223,158.42	5,946.66	2,293,988.15	65.00	2,294,053.15
818 Youth Athletic Facility	185,607.72		118.12	185,725.84	185,725.84
825 Tobacco Settlement
844 Money-Purchase Retirement Savings Administrative
851 Developmental Disabilities Community Services	5,022,331.25		3,196.13	5,025,527.38	5,025,527.38
874 OASI Revolving	122,459.85		123,282.88	12,594.68	233,148.05	34.36	233,182.41
887 Public Facilities Construction Loan Revolving	22,734,072.20		4,125,006.30	559,869.01	26,299,209.49	36,772.31	26,335,981.80
888 Deferred Compensation Administrative	1,042,265.08		1,744,449.57	984,490.28	1,802,224.37	485.17	1,802,709.54
893 Radiation Perpetual Maintenance	\$358,434.04		228.10	358,662.14	358,662.14
TOTAL SPECIAL REVENUE FUNDS	\$ 4,586,156,144.07	\$	697,355,974.48	\$ 487,726,385.78	\$ 4,795,785,732.77	\$ 26,954,922.71	\$ 4,822,740,655.48
DEBT SERVICE FUNDS							
303 Highway Bond Retirement	\$ 157,983,754.87	\$	67,189,318.23	\$	\$ 225,173,073.10	\$	\$ 225,173,073.10
304 Ferry Bond Retirement	12,269,867.67		951,122.19	13,220,989.86	13,220,989.86
305 Transportation Improvement Board Bond Retirement	5,610,830.62		566,531.81	6,177,362.43	6,177,362.43
347 Washington State University Bond Retirement	20,987,221.62		2,283,117.76	(346,618.22)	23,616,957.60	23,616,957.60
348 University of Washington Bond Retirement	19,039,550.49		210,388.48	758,714.25	18,491,224.72	18,491,224.72
380 Debt-Limit General Fund Bond Retirement		1,700,000.00	1,700,000.00	1,700,000.00
381 Debt-Limit Reimbursable Bond Retirement

RECEIPTS AND DISBURSEMENTS FOR TREASURY FUNDS

	April 1, 2021	April 2021		April 30, 2021		
	Beginning Book Balance	Plus Receipts	Less Disbursements	Ending Book Balance	Outstanding Warrants	Ending Cash Balance
DEBT SERVICE FUNDS (Continued)						
382 Nondebt-Limit General Fund Bond Retirement	\$	\$	\$	\$	\$	\$
383 Nondebt-Limit Reimbursable Bond Retirement
384 Nondebt-Limit Proprietary Appropriated Bond Retirement
385 Nondebt-Limit Proprietary Nonappropriated Bond Retirement
386 Nondebt-Limit Revenue Bond Retirement
389 Toll Facility Bond Retirement	\$13,040,878.37	1,821,777.87	14,862,656.24	14,862,656.24
TOTAL DEBT SERVICE FUNDS	\$ 228,932,103.64	\$ 74,722,256.34	\$ 412,096.03	\$ 303,242,263.95	\$	\$ 303,242,263.95
CAPITAL PROJECTS FUNDS						
01L Higher Education Construction	\$	\$	\$	\$	\$	\$
036 Capitol Building Construction	766,130.35	1,162.68	(106,888.46)	874,181.49	874,181.49
056 State Higher Education Construction	2,468.60	1.57	2,470.17	2,470.17
057 State Building Construction	440,325,414.46	(2,802,160.96)	112,152,523.10	325,370,730.40	5,799,611.21	331,170,341.61
060 Community and Technical College Capital Projects	18,532,891.89	4,833,899.76	1,824,736.19	21,542,055.46	21,542,055.46
061 Eastern Washington University Capital Projects	3,508,212.10	1,253,044.74	257,866.82	4,503,390.02	4,503,390.02
062 Washington State University Building	2,203,584.89	1,854.26	2,205,439.15	2,205,439.15
063 Central Washington University Capital Projects	5,910,011.44	310,979.22	1,011,084.92	5,209,905.74	5,209,905.74
064 University of Washington Building	11,833,195.86	43,908.06	4,948,519.98	6,928,583.94	6,928,583.94
065 Western Washington University Capital Projects	7,883,891.44	1,614,337.35	910,009.56	8,588,219.23	8,588,219.23
066 The Evergreen State College Capital Projects	2,831,601.77	310,025.32	186,826.03	2,954,801.06	2,954,801.06
075 State Social and Health Services Construction	9,396.39	9,396.39	9,396.39
18B Columbia River Basin Tax Bond Water Supply Development	1,250,595.85	795.86	1,251,391.71	1,251,391.71
245 Public Safety Reimbursable Bond	4.12	4.12	4.12
246 Community and Technical College Forest Reserve	5,155,625.44	31.72	(1,738.50)	5,157,395.66	5,157,395.66
289 Thurston County Capital Facilities	15,725,078.80	381,127.05	667,077.71	15,439,128.14	252.90	15,439,381.04
357 Gardner-Evans Higher Education Construction	45,698.05	45,698.05	45,698.05
364 Military Department Capital	1,750,898.85	1,298.97	1,749,599.88	1,749,599.88
367 Chehalis Basin Taxable
TOTAL CAPITAL PROJECTS FUNDS	\$ 517,734,700.30	\$ 5,949,006.63	\$ 121,851,316.32	\$ 401,832,390.61	\$ 5,799,864.11	\$ 407,632,254.72
PERMANENT FUNDS						
04B Natural Resources Real Property Replacement	\$ 6,335,362.70	\$ 4,031.71	\$	\$ 6,339,394.41	\$	\$ 6,339,394.41
601 Agricultural Permanent	404,957.99	(226,866.50)	631,824.49	631,824.49
603 Millersylvania Park Trust	5,750.16	3.66	5,753.82	5,753.82
604 Normal School Permanent	202,399.51	(141,029.75)	343,429.26	343,429.26
605 Permanent Common School	68,993.45	10.56	(70,653.50)	139,657.51	139,657.51
606 Scientific Permanent	163,733.02	(583,403.99)	747,137.01	747,137.01
607 State University Permanent	\$98,479.59	(53,683.71)	152,163.30	152,163.30
TOTAL PERMANENT FUNDS	\$ 7,279,676.42	\$ 4,045.93	\$ (1,075,637.45)	\$ 8,359,359.80	\$	\$ 8,359,359.80

RECEIPTS AND DISBURSEMENTS FOR TREASURY FUNDS

	April 2021			April 30, 2021		
	April 1, 2021					
	Beginning Book Balance	Plus Receipts	Less Disbursements	Ending Book Balance	Outstanding Warrants	Ending Cash Balance
ENTERPRISE FUNDS						
12V PEBB Medical Benefits Admin	\$	\$	\$	\$	\$	\$
401 Correctional Industries	7,134,998.40	9,263,678.90	9,505,444.75	6,893,232.55	312,653.19	7,205,885.74
407 Secretary of State's Revolving	7,898,730.54	893,515.88	844,169.53	7,948,076.89	6,750.00	7,954,826.89
418 State Health Care Authority Administrative	1,760,506.55	1,310,681.00	1,685,723.77	1,385,463.78	37.54	1,385,501.32
492 School Employees' Insurance Administrative	156,629.22	1,146,836.00	1,317,103.03	(13,637.81)	29.84	(13,607.97)
578 Lottery Administrative	763,938.51	1,339,424.95	1,233,927.53	869,435.93	4,944.52	874,380.45
608 Accident	834,597.68	157,700,105.88	135,824,398.38	22,710,305.18	10,926,716.51	33,637,021.69
609 Medical Aid	7,107,006.46	153,829,157.16	133,289,286.47	27,646,877.15	3,745,521.61	31,392,398.76
610 Accident Reserve	1,183,138.66	66,025,945.72	67,089,149.74	119,934.64	929,887.91	1,049,822.55
881 Supplemental Pension	626,031.26	119,787,955.94	107,612,971.28	12,801,015.92	2,319,064.42	15,120,080.34
883 Second Injury	\$64,404,717.95	(1,674,707.20)	180,094.79	62,549,915.96	38,036.02	62,587,951.98
TOTAL ENTERPRISE FUNDS	\$ 91,870,295.23	\$ 509,622,594.23	\$ 458,582,269.27	\$ 142,910,620.19	\$ 18,283,641.56	\$ 161,194,261.75
INTERNAL SERVICE FUNDS						
006 Public Records Efficiency, Preservation & Access	\$ 2,089,358.91	\$ 617,030.83	\$ 382,002.32	\$ 2,324,387.42	\$ 498.00	\$ 2,324,885.42
405 Legal Services Revolving	20,629,050.38	19,836,503.27	15,614,477.83	24,851,075.82	116,200.24	24,967,276.06
410 Transportation Equipment	31,135,270.48	743,102.10	(97,659.43)	31,976,032.01	15,146.76	31,991,178.77
415 Personnel Service	13,439,809.59	249,454.42	572,164.54	13,117,099.47	20,078.07	13,137,177.54
455 Higher Education Personnel Service	600,085.84	(6,232.42)	122,273.97	471,579.45	5,955.93	477,535.38
468 OFM Central Service	1,658,213.35	70,036.54	850,876.42	877,373.47	1,945.79	879,319.26
483 Auditing Services Revolving	(1,059,396.13)	1,419,899.43	742,825.98	(382,322.68)	76.52	(382,246.16)
484 Administrative Hearings Revolving	(\$2,639,373.08)	2,925,373.44	2,460,427.69	(2,174,427.33)	(2,174,427.33)
TOTAL INTERNAL SERVICE FUNDS	\$ 65,853,019.34	\$ 25,855,167.61	\$ 20,647,389.32	\$ 71,060,797.63	\$ 159,901.31	\$ 71,220,698.94
PENSION TRUST FUNDS						
614 Volunteer Firefighters' Relief and Pension Principal	\$ 12,292,274.84	\$ 60,785.19	\$ 1,193,078.32	\$ 11,159,981.71	\$ 112,102.13	\$ 11,272,083.84
615 State Patrol - Plan1	877,350.50	7,113,664.15	7,051,215.46	939,799.19	69,965.21	1,009,764.40
616 Judges' Retirement	1,243,800.84	100,803.76	21,402.43	1,323,202.17	1,323,202.17
630 State Patrol - Plan 2	360,963.63	1,680,236.49	1,631,078.93	410,121.19	410,121.19
631 Public Employees' Retirement System Plan 1	8,974,025.58	162,554,550.65	162,552,300.43	8,976,275.80	1,504,386.85	10,480,662.65
632 Teachers' Retirement System Plan 1	6,905,388.62	120,432,773.17	120,642,436.46	6,695,725.33	588,252.15	7,283,977.48
633 School Employees' Retirement System Combined Plan 2 & 3	5,661,058.41	64,341,923.91	62,932,381.99	7,070,600.33	376,257.11	7,446,857.44
635 Public Safety Employees Retirement System Plan 2	365,423.28	8,509,076.62	8,426,527.88	447,972.02	3,441.09	451,413.11
641 Public Employees' Retirement System Combined Plan 2 & 3	15,096,345.58	320,337,808.92	317,474,550.35	17,959,604.15	1,403,018.41	19,362,622.56
642 Teachers' Retirement System Combined Plan 2 and 3	19,393,787.85	183,779,632.21	184,260,368.77	18,913,051.29	407,404.02	19,320,455.31
661 Higher Ed Retirement Plan Supplemental Benefit-UW	590,150.31	590,138.15	12.16	12.16
662 Higher Ed Retirement Plan Supplemental Benefit -WSU	86,319.44	86,319.44
663 Higher Ed Retirement Plan Supplemental Benefit-EWU	7,070.79	14,328.99	14,261.74	7,138.04	7,138.04
664 Higher Ed Retirement Plan Supplemental Benefit-CWU	17,475.93	17,475.93
665 Higher Ed Retirement Plan Supplemental Benefit-TESC	3,964.52	3,964.52

RECEIPTS AND DISBURSEMENTS FOR TREASURY FUNDS

	April 1, 2021	April 2021		April 30, 2021		
	Beginning Book Balance	Plus Receipts	Less Disbursements	Ending Book Balance	Outstanding Warrants	Ending Cash Balance
PENSION TRUST FUNDS (Continued)						
667 Higher Ed Retirement Plan Supplemental Benefit-WWU	\$	\$ 20,712.62	\$ 20,712.62	\$	\$	\$
668 Higher Ed Retirement Plan Supplemental Benefit -SBCTC	78,106.12	78,106.12
722 Deferred Compensation Principal	5,559,264.70	62,529,423.59	64,294,460.16	3,794,228.13	2,631.84	3,796,859.97
729 Judicial Retirement Principal	10,171.01	3,186.97	3,179.71	10,178.27	10,178.27
819 LEOFF Plan 1 Retirement	2,727,987.91	31,336,080.42	31,318,452.47	2,745,615.86	354,200.91	3,099,816.77
829 LEOFF Plan 2 Retirement	4,825,116.05	70,756,418.72	70,449,008.69	5,132,526.08	128,630.06	5,261,156.14
882 Washington Judicial Retirement System	\$8,637,469.92	1,914,825.39	627,474.27	9,924,821.04	9,924,821.04
TOTAL PENSION TRUST FUNDS	\$ 92,937,499.51	\$ 1,036,262,248.09	\$ 1,033,688,894.84	\$ 95,510,852.76	\$ 4,950,289.78	\$ 100,461,142.54
CUSTODIAL FUNDS						
01P Suspense	\$ 47,714,817.33	\$ 2,478,445,353.06	\$ 2,501,291,745.48	\$ 24,868,424.91	\$ 84,690.02	\$ 24,953,114.93
01R Undistributed Receipts	1,875,617.54	1,875,617.54	1,875,617.54
01T Local Leasehold Excise Tax	614,364.67	(1,623,331.09)	2,237,695.76	2,237,695.76
034 Local Sales and Use Tax
035 STATE PAYROLL REVOLVING ACCOUNT	29,969,938.79	571,698,779.13	592,749,155.49	8,919,562.43	2,030,875.93	10,950,438.36
768 Local Real Estate Excise Tax
795 State Investment Board Commingled Monthly Bond
865 State Investment Board Commingled Trust	51,951.72	51,951.72
877 OASI Contribution
TOTAL CUSTODIAL FUNDS	\$ 80,174,738.33	\$ 3,050,196,083.91	\$ 3,092,469,521.60	\$ 37,901,300.64	\$ 2,115,565.95	\$ 40,016,866.59
TOTAL TREASURY FUNDS	\$ \$6,809,990,129.33	\$ 9,805,348,227.42	\$ 9,772,864,786.29	\$ 6,842,473,570.46	\$ 115,521,068.72	\$ 6,957,994,639.18

RECEIPTS AND DISBURSEMENTS FOR TREASURER'S TRUST FUNDS

	April 1, 2021		April 2021		April 30, 2021	
	Beginning Book Balance	Plus Receipts	Less Disbursements	Ending Book Balance	Outstanding Warrants	Ending Cash Balance
GENERAL FUND						
06N Local Tax Administration	\$	\$	\$	\$	\$	\$
07F Commercial Fisheries Buyback
08B Foster Care Endowed Scholarship Trust	16,377.39	10.42	16,387.81	16,387.81
08E Individual Development Account Program	2,049.20	1.30	2,050.50	2,050.50
08N State Financial Aid	72,444,984.73	43,397,374.13	61,884,589.33	53,957,769.53	10,764.59	53,968,534.12
08T Transportation Innovative Partnership
10V Invasive Species Council
11M Poet Laureate	115.55	115.55	115.55
11R Hospital Infection Control Grant
12L Outdoor Education and Recreation Prog	1,008,467.78	358,098.92	650,368.86	650,368.86
12P Geoduck Aquaculture Research	169,696.80	42,896.71	126,800.09	126,800.09
131 Fair	2,228,237.44	1,419.76	5,166.25	2,224,490.95	2,224,490.95
14N Legislative Oral History	25,500.20	25,500.20	25,500.20
14P Skeletal Human Remains Assistance	290,642.30	290,642.30	290,642.30
15B Food Animal Vet Scholarship
15N Business Assistance
16F Washington State Flag
16K Mortgage Recovery
16R Multiagency Permitting Team	97,777.34	62.23	97,839.57	97,839.57
17R Aerospace Training Student Loan	238,808.36	6,813.88	3,320.78	242,301.46	242,301.46
18C Native Education Public-Private Partnership
18F High School Completion
18G Opportunity Scholarship Match Transfer	280,310.80	215,293.18	65,017.62	65,017.62
18K 24/7 Sobriety	21,320.70	1,050.81	22,371.51	22,371.51
18V Science, Technology, Engineering and Math Education Lighthouse
19J Universal Communications Services	113,549.98	2,200.86	111,349.12	111,349.12
20L Early Start
21J Gina Grant Bull Memorial Legislative Page Scholarship	53,281.05	33.90	53,314.95	53,314.95
21K Skilled Worker Awareness Grant Program	25,904.82	14,201.63	11,703.19	11,703.19
21L Low-Income Home Rehab Revolving Loan Program	77,912.06	40.27	77,952.33	77,952.33
21T Suicide-Safer Homes Project	25,000.01	25,000.01	25,000.01
22A State Agency Office Relocation Pool	9,488,981.32	771,023.86	8,717,957.46	1,141.92	8,719,099.38
22B Highway Worker Memorial Scholarship
22S Landlord Mitigation Program	1,271,334.73	215,811.97	182,958.02	1,304,188.68	59,383.21	1,363,571.89
22V Medical Student Loan	743,479.24	743,479.24	743,479.24
23B Rural Jobs Program Match Transfer
23E Washington History Day	88,500.58	254.36	83.00	88,671.94	88,671.94
23F Open Educational Resources
23L Indian Health Improvement Reinvestment	(158,127.65)	(127.61)	21,501.68	(179,756.94)	(179,756.94)

RECEIPTS AND DISBURSEMENTS FOR TREASURER'S TRUST FUNDS

	April 1, 2021		April 2021		April 30, 2021		
	Beginning Book Balance		Plus Receipts	Less Disbursements	Ending Book Balance	Outstanding Warrants	Ending Cash Balance
GENERAL FUND (Continued)							
24A Behavioral Health Loan Repayment Program	\$ 1,853,043.64	\$	\$ 76,021.13	\$ 1,777,022.51	\$ 10,933.83	\$ 1,787,956.34	
24F Veterans Service Officer	
24W Undocumented Student Support Loan Match	
290 Savings Incentive	1,961,138.48	1,438.00	1,959,700.48	1,959,700.48	
447 Information Technology Investment Revolving	40,898,727.69	3,585,679.17	37,313,048.52	143,724.00	37,456,772.52	
490 Regional Transportation Investment District	
514 Agricultural Conservation Easements	
534 Washington Graduate Fellowship Trust	489.80	489.80	489.80	
551 Washington Youth and Families	124,634.31	124,634.31	124,634.31	
552 Conservation Assistance Revolving	447,708.25	447,708.25	447,708.25	
653 Washington Distinguished Professorship Trust	
703 COVID-19 Unemployment	
704 COVID-19 PUBLIC HEALTH RESPONSE	618,000,000.00	2,806,513.67	615,193,486.33	52,435.83	615,245,922.16	
743 College Faculty Awards Trust	186.14	186.14	186.14	
747 Health Professional Loan Repayment & Scholarship Program	6,995,520.82	1,934,041.16	1,078,600.78	7,850,961.20	47,883.58	7,898,844.78	
748 Higher Education Coord. Board for Innovation and Quality	
781 Cross-State Trail	473.10	473.10	473.10	
793 Health Insurance Pool	
817 Stadium and Exhibition Center Construction	
835 Four Year Student Child Care in Higher Education	\$67,603.33	6,418.25	61,185.08	61,185.08	
TOTAL GENERAL FUND	\$ 758,903,630.29	\$ 45,556,786.58	\$ 71,056,005.22	\$ 733,404,411.65	\$ 326,266.96	\$ 733,730,678.61	
SPECIAL REVENUE FUNDS							
01F Crime Victims' Compensation	\$ 1,618,734.04	\$ 80,583.77	\$	\$ 1,699,317.81	\$	\$ 1,699,317.81	
03K Industrial Insurance Premium Refund	5,207,319.90	3,333.76	39,201.72	5,171,451.94	1,639.50	5,173,091.44	
04F Real Estate Education Program	696,704.98	503.44	117.37	697,091.05	697,091.05	
06H Oral History, State Library, and Archives	45,419.13	9,878.07	9,232.35	46,064.85	46,064.85	
06J Securities Prosecution	774,298.30	3,500.00	426.07	777,372.23	1,585.84	778,958.07	
07A Mortgage Lending Fraud Prosecution	365,747.38	54,804.70	35,050.00	385,502.08	35,050.00	420,552.08	
07B Organ and Tissue Donation Awareness	112,366.07	60,871.15	114,221.94	59,015.28	114,221.94	173,237.22	
07E Contract Harvesting Revolving	13,498,230.75	7,813.50	(2,553,689.47)	16,059,733.72	119,500.80	16,179,234.52	
07J "Helping Kids Speak"	3,322.67	1,731.33	2,172.33	2,881.67	2,881.67	
07K Special License Plate Applicant Trust	12,206.00	12,206.00	12,206.00	
07L Legislative International Trade	77.33	77.33	77.33	
07N Produce Railcar Pool	50.63	0.03	50.66	50.66	
07T Commemorative Works	3,464.15	2.20	3,466.35	3,466.35	
07V Fish and Wildlife Enforcement Reward	204,641.96	10,493.94	24,640.40	190,495.50	190,495.50	
08C Gonzaga University Alumni Association	6,499.38	4,442.67	4,442.68	6,499.37	6,499.37	
08F Lighthouse Environmental Programs	13,087.42	8,649.67	7,888.78	13,848.31	13,848.31	
08G Flexible Spending Administrative	2,341,488.01	267,749.54	89,577.03	2,519,660.52	2,519,660.52	

RECEIPTS AND DISBURSEMENTS FOR TREASURER'S TRUST FUNDS

	April 1, 2021		April 2021		April 30, 2021		
	Beginning Book Balance		Plus Receipts	Less Disbursements	Ending Book Balance	Outstanding Warrants	Ending Cash Balance
SPECIAL REVENUE FUNDS (Continued)							
08J Prescription Drug Consortium	\$ 32,187.57	\$	\$	\$	\$ 32,187.57	\$	\$ 32,187.57
08L "Ski & Ride Washington"	3,224.90		2,914.34	2,627.34	3,511.90	3,511.90
08P State Parks Education and Enhancement	424,964.02		14,116.67	35,100.61	403,980.08	403,980.08
08V Veterans Stewardship	767,395.81		60,522.62	42,011.22	785,907.21	703.81	786,611.02
08W "Washington's National Park Fund"	28,422.24		22,533.01	23,419.67	27,535.58	27,535.58
098 Eastern Washington Pheasant Enhancement	516,485.09		64,507.60	7,634.61	573,358.08	573,358.08
09A We Love Our Pets	13,799.24		5,070.34	6,169.34	12,700.24	12,700.24
09B Boating Safety Education Certification	721,616.59		18,920.00	3,251.10	737,285.49	615.00	737,900.49
09J Washington Coastal Crab Pot Buoy Tag	219,829.16		24,475.00	22,278.78	222,025.38	222,025.38
09K Life Sciences Discovery	1,594,681.73		1,014.83	1,595,696.56	1,595,696.56
09L Nursing Resource Center	373,788.72		50,850.00	12,244.17	412,394.55	10.00	412,404.55
10F "Share the Road"	17,230.71		6,745.67	6,440.00	17,536.38	17,536.38
11A Employment Training Finance	365,194.04		1,572.92	366,766.96	366,766.96
11J Electronic Products Recycling	882,527.57		7,416.00	17,625.89	872,317.68	872,317.68
11P Large On-Site Sewage Systems
11V Veteran Estate Management	(2,526.14)		31,370.36	20,081.75	8,762.47	188.64	8,951.11
126 Agricultural Local	20,654,174.92		2,141,244.47	1,937,464.68	20,857,954.71	111,399.88	20,969,354.59
128 Grain Inspection Revolving	1,208,246.88		1,266,894.09	1,376,705.72	1,098,435.25	1,217.86	1,099,653.11
12E Assisted Living Facility Management	491,073.25	(1,010.27)	492,083.52	492,083.52
12F Manufactured/Mobile Home Dispute Resol	2,442,793.15		48,582.00	55,756.84	2,435,618.31	2,435,618.31
12G Rockfish Research	386,128.13		40,317.98	4,302.41	422,143.70	5.00	422,148.70
12H Uniformed Service Shared Leave Pool	904,335.90		5,614.00	3,375.15	906,574.75	906,574.75
12N Get Ready For Math & Science Scholarship	232,890.44		1,576.34	234,466.78	234,466.78
133 Children's Trust	589,443.02		2,935.05	25,125.13	567,252.94	13,910.00	581,162.94
14E Washington State Library Operations	5,862,951.20		836,615.47	448,760.66	6,250,806.01	3,343.44	6,254,149.45
14W Reduced Cigarette Ignition Propensity	700,901.10		9,937.14	4,337.79	706,500.45	4,085.44	710,585.89
15A Transitional Housing Oper & Rent	0.41	0.41	0.41
15T Broadband Mapping
15V Funeral and Cemetery	437,634.16		56,619.07	60,194.95	434,058.28	81.99	434,140.27
15W Guaranteed Asset Protection Waiver	19,750.00	19,750.00	19,750.00
163 Worker and Community Right to Know	2,936,937.75		22,088.07	146,260.50	2,812,765.32	3,040.78	2,815,806.10
169 Horse Racing Commission Operating	517,837.75		171,563.92	144,652.85	544,748.82	217.23	544,966.05
16B Landscape Architects' License	238,174.64		17,785.00	7,661.58	248,298.06	248,298.06
16E Spec Forest Products Outreach/Education	72,288.40		0.90	72,289.30	72,289.30
16G Universal Vaccine Purchase	11,304,725.30		5,957,838.10	9,465,109.61	7,797,453.79	90,180.00	7,887,633.79
16L Accessible Communities	658,770.53		11,860.69	4,448.81	666,182.41	666,182.41
16N Disabled Veterans Assistance
16T Product Stewardship Programs	257,973.64		45,000.00	2,904.25	300,069.39	300,069.39
17L Foreclosure Fairness	743,931.65		19,100.00	(13,951.52)	776,983.17	776,983.17

RECEIPTS AND DISBURSEMENTS FOR TREASURER'S TRUST FUNDS

	April 2021			April 30, 2021		
	Beginning Book Balance	Plus Receipts	Less Disbursements	Ending Book Balance	Outstanding Warrants	Ending Cash Balance
SPECIAL REVENUE FUNDS (Continued)						
17M Individual-Based/Portable Background Check Clearance	\$ 848,292.40	\$ 25,380.00	\$ 1,195.07	\$ 872,477.33	\$ 216.00	\$ 872,693.33
17V Volunteer Firefighters	6,755.00	4,316.66	3,763.67	7,307.99	7,307.99
180 Local Government Administrative Hearings	234,856.75	6,258.38	287.00	240,828.13	240,828.13
189 Clarke-McNary
18A Investing In Innovation	34,347.09	34,347.09	34,347.09
18E Educator Certification Processing	1,618,517.84	267,075.31	255,592.01	1,630,001.14	939.00	1,630,940.14
18M Music Matters Awareness	7,027.99	6,097.01	5,152.00	7,973.00	7,973.00
18N Damage Prevention	155,746.00	12,700.00	15,786.40	152,659.60	152,659.60
18R Seattle Sounders FC	8,118.61	5,434.32	5,649.00	7,903.93	7,903.93
190 Forest Fire Protection Assessment	8,002,763.58	2,030.65	12,442.54	7,992,351.69	1,560.18	7,993,911.87
193 State Forest Nursery Revolving	485,634.01	130.07	(207,007.94)	692,772.02	87,534.65	780,306.67
195 Energy	219.17	0.14	219.31	219.31
197 Statute Law Committee Publications	876,526.68	637.85	1,377.80	875,786.73	875,786.73
198 Access Road Revolving	8,508,392.04	1,075.42	215,793.16	8,293,674.30	28,179.80	8,321,854.10
19B School for the Blind	2,710,635.04	341,995.65	197,674.71	2,854,955.98	1,045.24	2,856,001.22
19E 4-H Program	252.00	483.00	252.00	483.00	483.00
19F Seattle Seahawks	109,365.95	37,400.70	56,260.25	90,506.40	90,506.40
19H Center for Deaf/Hard of Hearing Youth	1,833,974.44	56,239.01	1,890,213.45	1,890,213.45
19M Seattle University	42,308.01	693.00	43,001.01	43,001.01
19P Child Rescue	42,826.57	2,262.02	45,088.59	45,088.59
19R Residential Services and Support	111,224.48	111,224.48	111,224.48
19W Wolf-Livestock Conflict	250,506.73	600.00	249,906.73	249,906.73
205 Mobile Home Park Relocation	3,116,202.33	105,319.14	100,579.66	3,120,941.81	2,570.75	3,123,512.56
206 Cost of Supervision	1,229,249.08	169,031.95	244,571.67	1,153,709.36	589.07	1,154,298.43
209 Regional Fisheries Enhancement Group	1,233,833.52	118,724.07	44,286.45	1,308,271.14	104.40	1,308,375.54
20A State Flower	2,636.67	2,443.00	2,153.67	2,926.00	2,926.00
20D CPA Scholarship Transfer	175,000.00	175,000.00	175,000.00
20E WA Internet Crimes Against Children	998,000.00	998,000.00	998,000.00
20G Washington Farmers and Ranchers	676.67	350.00	336.00	690.67	690.67
20K Licensing & Enforcement System Modernization
20P Nursing Facility Quality Enhancement	3,683,326.04	3,683,326.04	3,683,326.04
20W Washington Tennis	8,877.10	252.00	9,129.10	9,129.10
210 Fire Protection Contractor License	763,878.41	12,214.90	66,154.48	709,938.83	4,085.45	714,024.28
213 Veterans' Emblem	19,189.44	343.00	19,532.44	19,532.44
214 Temporary Worker Housing	170,459.12	3,542.00	80,031.09	93,970.03	442.00	94,412.03
219 Air Operating Permit	3,569,348.92	78,223.58	3,491,125.34	3,491,125.34
21A Washington State Wrestling	725.67	541.33	641.67	625.33	625.33
21C Washington Sexual Assault Kit	699,243.50	444.98	699,688.48	699,688.48
21F Fred Hutch	431.66	728.00	459.66	700.00	700.00

RECEIPTS AND DISBURSEMENTS FOR TREASURER'S TRUST FUNDS

	April 1, 2021		April 2021		April 30, 2021		
	Beginning Book Balance		Plus Receipts	Less Disbursements	Ending Book Balance	Outstanding Warrants	Ending Cash Balance
SPECIAL REVENUE FUNDS (Continued)							
21G Washington State Aviation	\$ 104,785.10	\$	2,921.32	\$	\$ 107,706.42	\$	\$ 107,706.42
21N NE WA Wolf-Livestock Management	8,125.99		320,005.76		328,131.75		328,131.75
21Q Forest Health Revolving	21,716,898.92		15,895.29	(108,495.59)	21,841,289.80		21,841,289.80
21U Veteran's In-State Service Shared Leave Pool	130,030.16		10,947.39	856.73	140,120.82		140,120.82
21W K-12 Criminal Background Check	215,895.36		144,610.75	189,899.63	170,606.48	90.50	170,696.98
225 Fingerprint Identification	2,540,002.66		999,334.75	1,066,560.26	2,472,777.15	134.51	2,472,911.66
22G Photovoltaic Module Recycling	513.72			42.81	470.91		470.91
22H Foster Parent Shared Leave Pool	85,120.20		987.16	(6,399.56)	92,506.92		92,506.92
22K Watershed Restoration Enhancement	489,800.00				489,800.00		489,800.00
22L Public Use General Aviation Airport Loan Revolving	2,591,886.47			(755,746.38)	3,347,632.85		3,347,632.85
22N Fish and Wildlife Federal Lands Revolving							
22P Natural Resources Federal Lands Revolving	5,804,550.12		3,387.35	(228,702.58)	6,036,640.05		6,036,640.05
22Q Seattle Mariners	11,909.67		2,293.67	4,515.00	9,688.34		9,688.34
23A Student Loan Advocate	74,206.53			14,894.38	59,312.15	42.71	59,354.86
23C Department of Licensing Tuition Recovery	78,149.50		49.73		78,199.23		78,199.23
23D Student Achievement Council Tuition Recovery Trust							
23K Smoke Detection Device Awareness	36,533.32				36,533.32		36,533.32
23M County Road Administration Board Emergency Loan	1,550.53		0.97		1,551.50		1,551.50
23U Compostable Products Revolving							
24C San Juan Islands Programs	2,807.00		2,508.33	2,851.33	2,464.00		2,464.00
24D Seattle Storm	1,682.34		84.00		1,766.34		1,766.34
24E Washington State Library-Archives Building	8,519,250.36		593,795.42		9,113,045.78		9,113,045.78
24G Hemp Regulatory	352,059.25		38,178.96	12,545.69	377,692.52		377,692.52
24S Seattle NHL Hockey							
24T State Firearms Background Check System	8,646,531.00			25,640.00	8,620,891.00		8,620,891.00
259 Coastal Crab	115,254.68		620.00	2,744.57	113,130.11		113,130.11
25A Washington Apples	1,971.67		2,477.99	2,055.67	2,393.99	2,055.67	4,449.66
274 Adult Family Home	685,423.87			20,529.51	664,894.36		664,894.36
281 Impaired Driving Safety	48,699.23		173,691.00	489,594.50	(267,204.27)		(267,204.27)
283 Juvenile Accountability Incentive	311,376.40		198.16		311,574.56		311,574.56
297 Pipeline Safety	2,805,204.28		817,952.77	234,945.40	3,388,211.65		3,388,211.65
298 Geologists'	197,667.69		25,805.00	10,583.32	212,889.37	135.00	213,024.37
300 Financial Services Regulation	44,680,901.68		1,346,222.99	2,480,856.50	43,546,268.17	9,022.24	43,555,290.41
320 Puget Sound Crab Pot Buoy Tag	41,522.06			197.17	41,324.89		41,324.89
328 Crim Justice Training Commis Firing Range Maintenance	174,461.00				174,461.00		174,461.00
416 Surplus and Donated Food Commodities Revolving	3,697,875.19		795,369.68	749,351.04	3,743,893.83	37,813.05	3,781,706.88
424 Anti-Trust Revolving	577,715.07		867,624.93	390,648.60	1,054,691.40	342.47	1,055,033.87
474 School Employees Flexible & Dependent Care Administration	19,758.46		268,181.24	36,470.02	251,469.68		251,469.68
480 Financial Education Public-Private Partnership	99,541.17		10,000.00		109,541.17		109,541.17

RECEIPTS AND DISBURSEMENTS FOR TREASURER'S TRUST FUNDS

	April 1, 2021		April 2021		April 30, 2021		
	Beginning Book Balance		Plus Receipts	Less Disbursements	Ending Book Balance	Outstanding Warrants	Ending Cash Balance
SPECIAL REVENUE FUNDS (Continued)							
485 Horse Racing Owners' Bonus/Breeder Awards	\$ 100,735.66	\$	17,463.66	\$ 2,803.15	\$ 115,396.17	\$ 3,832.24	\$ 119,228.41
495 Toll Collection	27,557,413.59		12,688,942.35	12,138,949.25	28,107,406.69	49,245.83	28,156,652.52
496 Educator Conditional Scholarship	4,330,418.05		34,724.36	55,427.17	4,309,715.24	9,000.00	4,318,715.24
497 Horse Racing Commission Class C Purse Fund	110,256.64		3,927.46	114,184.10	114,184.10
498 Washington State Council of Fire Fighters Benevolent	17,510.02		13,106.34	11,724.99	18,891.37	18,891.37
499 Law Enforcement Memorial	57,209.34		30,349.68	32,381.96	55,177.06	55,177.06
501 Liquor Revolving	6,699,410.80		34,773,536.13	3,742,413.99	37,730,532.94	115,767.02	37,846,299.96
503 Tuition Recovery	3,988,240.16		11,835.03	7,486.21	3,992,588.98	3,992,588.98
515 DNA Data Base	610,455.16		50,796.93	46,866.01	614,386.08	1,192.69	615,578.77
516 Fruit and Vegetable Inspection	9,193,427.22		1,400,333.73	1,421,005.82	9,172,755.13	1,468.18	9,174,223.31
536 Federal Food Service Revolving	2,220,713.15		42,931,209.89	42,936,970.46	2,214,952.58	253,355.81	2,468,308.39
553 Performance Audits of Government	8,991,463.31		1,968,211.34	1,846,850.39	9,112,824.26	8,976.49	9,121,800.75
561 Community Technical College Innovation	4,080,759.31		1,441,994.98	1,281,003.18	4,241,751.11	4,241,751.11
687 Rural Rehabilitation	111,744.89		71.11	111,816.00	111,816.00
688 Federal Local Rail Service Assistance	82,307.78		53.09	82,360.87	82,360.87
731 Child Care Facility Revolving	74,357.58		47.32	74,404.90	74,404.90
732 Nursing Home Civil Penalties	1,722,600.12		(44,828.20)	1,767,428.32	1,767,428.32
746 Hanford Area Economic Investment	69,846.30		14,402.21	84,248.51	84,248.51
749 Governor's Interagency Committee of State Employed Women	116,710.84		107.00	116,603.84	116,603.84
761 Basic Health Plan Subscription	250,744.09		250,744.09	250,744.09
763 Center for the Improvement of Student Learning	35,600.68		35,600.68	35,600.68
773 Commission on Higher Ed Prof Student Ex Program	51,200.00		51,200.00	51,200.00
774 University of Washington License Plate	99,971.19		23,914.31	123,885.50	123,885.50
776 Washington State University License Plate	235,337.60		59,593.39	294,930.99	294,930.99
778 Western Washington University License Plate	3,005.33		1,313.67	2,865.33	1,453.67	1,453.67
779 Eastern Washington University License Plate	114,658.50		5,649.00	26,824.00	93,483.50	93,483.50
780 School Zone Safety Account	1,272,011.78		17,559.28	8,175.27	1,281,395.79	2,566.84	1,283,962.63
783 Central Washington University License Plate	16,004.30		1,428.00	17,432.30	17,432.30
784 Miscellaneous Transportation Programs	(3,348,723.15)		17,564,428.00	21,297,306.97	(7,081,602.12)	322,522.44	(6,759,079.68)
786 The Evergreen State College License Plate	19,113.38		532.00	19,645.38	19,645.38
789 Advanced Environmental Mitigation Revolving	2,172,831.79		5,578.49	2,178,410.28	2,178,410.28
816 Stadium and Exhibition Center	43,146,821.15		192,770.69	43,339,591.84	43,339,591.84
821 Impaired Physician	355,853.09		143,200.00	214,306.82	284,746.27	250.00	284,996.27
823 Livestock Nutrient Management	25,673.62		200.00	25,873.62	25,873.62
833 Developmental Disabilities Endowment Trust	3,138,451.25		1,087,037.65	311,901.68	3,913,587.22	73,500.32	3,987,087.54
834 Capitol Furnishings Preservation Committee	28,731.74		28,731.74	28,731.74
878 Federal Forest Revolving	4,643.57		12,679,771.84	12,684,405.05	10.36	10.36
880 Advance Right-of-Way Revolving	31,709,681.70		351,608.20	32,061,289.90	32,061,289.90
884 Gambling Revolving	14,282,627.98		1,306,200.30	1,243,950.10	14,344,878.18	5,307.99	14,350,186.17

RECEIPTS AND DISBURSEMENTS FOR TREASURER'S TRUST FUNDS

	April 1, 2021	April 2021		April 30, 2021		
	Beginning Book Balance	Plus Receipts	Less Disbursements	Ending Book Balance	Outstanding Warrants	Ending Cash Balance
SPECIAL REVENUE FUNDS (Continued)						
885 Plumbing Certificate	\$ 940,822.15	\$ 123,456.82	\$ 167,444.38	\$ 896,834.59	\$ 113.00	\$ 896,947.59
892 Pressure Systems Safety	\$405,610.57	236,839.78	150,445.55	492,004.80	213.52	492,218.32
TOTAL SPECIAL REVENUE FUNDS	\$ 393,048,722.96	\$ 148,291,334.62	\$ 117,049,744.97	\$ 424,290,312.61	\$ 1,525,212.21	\$ 425,815,524.82
CAPITAL PROJECTS FUNDS						
366 Watershed Restoration Enhancement Bond	\$ (362,326.87)	\$	\$ 3,787,039.03	\$ (4,149,365.90)	\$	\$ (4,149,365.90)
377 Watershed Restoration Enhancement Taxable Bond
TOTAL CAPITAL PROJECTS FUNDS	\$ -362,326.87	\$	\$ 3,787,039.03	\$ -4,149,365.90	\$	\$ (4,149,365.90)
PERMANENT FUNDS						
842 American Indian Scholarship Endowment	\$ 297,883.77	\$ 190.42	\$	\$ 298,074.19	\$	\$ 298,074.19
852 Foster Care Scholarship Endowment	\$3,861.56	2.45	3,864.01	3,864.01
TOTAL PERMANENT FUNDS	\$ 301,745.33	\$ 192.87	\$	\$ 301,938.20	\$	\$ 301,938.20
ENTERPRISE FUNDS						
22E Family and Medical Leave Enforcement	\$ 408,221.29	\$ 185.73	\$	\$ 408,407.02	\$	\$ 408,407.02
22F Family and Medical Leave Insurance	326,614,034.25	40,652,750.13	72,020,829.19	295,245,955.19	556,884.09	295,802,839.28
413 Municipal Revolving	2,335,857.64	2,660,639.95	2,647,117.14	2,349,380.45	1,120.47	2,350,500.92
438 Uniform Dental Plan Benefits Administration	54,759.13	1,058,799.00	542,224.00	571,334.13	571,334.13
439 Uniform Medical Plan Benefits Administration	5,124,530.29	9,891,464.00	9,702,334.62	5,313,659.67	5,313,659.67
442 Legislative Gift Center	108,473.38	6,198.05	7,287.27	107,384.16	107,384.16
445 Self-Insured Emplr Overpymt Reimb	(58,647.01)	1,753.82	(56,893.19)	(56,893.19)
446 Industrial Insurance Rainy Day Fund
449 Certificates of Participation and Other Financing - Local	322,744.04	9,523,112.92	8,073,634.07	1,772,222.89	1,772,222.89
456 Separately Managed State Treasurer's Service	71,471.46	7,227.48	6,339.54	72,359.40	72,359.40
470 Imaging	54,284.26	66,183.23	33,977.22	86,490.27	86,490.27
473 School Employees Insurance Reserve	49,011,287.48	31,189.30	49,042,476.78	49,042,476.78
475 School Employees Dental Benefits Administration	(417,315.80)	800,649.00	419,130.18	(35,796.98)	(35,796.98)
477 Lottery Investment
493 School Employees' Insurance	39,972,363.86	140,290,435.92	60,017,010.41	120,245,789.37	310,224.91	120,556,014.28
494 School Employees' Benefits Board Administration	1,525,776.00	1,630,147.00	2,843,329.95	312,593.05	312,593.05
543 Judicial Information Systems	(1,266,254.43)	1,342,710.65	1,465,282.47	(1,388,826.25)	5,413.44	(1,383,412.81)
544 Pollution Liability Insurance Program Trust	32,273,428.90	3,864,802.27	3,548,272.74	32,589,958.43	2,942.50	32,592,900.93
545 Heating Oil Pollution Liability Trust	2,202,864.23	109,400.19	59,932.10	2,252,332.32	2,252,332.32
567 Long-Term Services and Supports Trust	10,582,072.73	7,188.96	1,214,241.48	9,375,020.21	9,375,020.21
721 Public Employees' and Retirees' Insurance	214,611,061.77	197,039,124.55	149,250,766.62	262,399,419.70	1,764,221.19	264,163,640.89
730 Public Employees' and Retirees' Insurance Reserve	177,097,927.07	112,701.72	177,210,628.79	177,210,628.79
788 Advanced College Tuition Payment Program	\$1,244,359.14	11,108,796.83	9,443,306.81	2,909,849.16	733,446.10	3,643,295.26
TOTAL ENTERPRISE FUNDS	\$ 861,873,299.68	\$ 420,205,460.70	\$ 321,295,015.81	\$ 960,783,744.57	\$ 3,374,252.70	\$ 964,157,997.27

RECEIPTS AND DISBURSEMENTS FOR TREASURER'S TRUST FUNDS

	April 1, 2021		April 2021		April 30, 2021		
	Beginning Book Balance		Plus Receipts	Less Disbursements	Ending Book Balance	Outstanding Warrants	Ending Cash Balance
INTERNAL SERVICE FUNDS							
411 Natural Resources Equipment	\$ 10,623,388.06	\$	1,852.34	\$ 224,803.93	\$ 10,400,436.47	\$ 13,644.95	\$ 10,414,081.42
421 Education Technology Revolving Fund	5,424,328.35		58.59	1,763,029.98	3,661,356.96	34,749.55	3,696,106.51
422 General Administration Services	58,385,806.63		19,533,185.01	15,749,525.16	62,169,466.48	108,121.02	62,277,587.50
436 OFM Labor Relations Service	1,444,331.46		70,046.94	450,764.88	1,063,613.52	1,006.86	1,064,620.38
444 Fish & Wildlife Equipment	419,551.13		97,844.18	48,924.31	468,471.00	419.50	468,890.50
453 Minority and Women's Business Enterprises	1,234,874.23		549,958.00	214,978.92	1,569,853.31	1,569,853.31
458 Consolidated Technology Services Revolving	22,957,800.74		10,802,385.54	9,825,495.89	23,934,690.39	364,150.71	24,298,841.10
461 Shared Information Technology System Revolving
466 Statewide Info Tech System Development Revolving	5,212,119.17		256,616.24	1,103,592.17	4,365,143.24	1,088.75	4,366,231.99
471 State Patrol Nonappropriated Airplane Revolving	88,553.08		119,460.01	34,203.87	173,809.22	173,809.22
472 Statewide Info Tech System Maintenance & Operations Revolving	14,169,478.55		101,581.19	2,703,305.86	11,567,753.88	2,935.45	11,570,689.33
546 Risk Management	897,610.51		1,199,847.97	294,305.97	1,803,152.51	34.00	1,803,186.51
547 Liability	(185,300,230.74)		9,786.08	5,667,558.68	(190,958,003.34)	1,085,056.75	(189,872,946.59)
739 Certificates of Participation and Other Financing - State	\$441,767.39		4,784,002.54	4,813,022.63	412,747.30	412,747.30
TOTAL INTERNAL SERVICE FUNDS	\$ -64,000,621.44	\$	37,526,624.63	\$ 42,893,512.25	\$ -69,367,509.06	\$ 1,611,207.54	\$ (67,756,301.52)
PRIVATE PURPOSE FUNDS							
196 Unclaimed Personal Property	\$ 1,227,817.53	\$	2,249,357.74	\$ 2,972,266.62	\$ 504,908.65	\$ 3,798,058.52	\$ 4,302,967.17
463 WA COLLEGE SAVINGS PROGRAM ACCOUNT	(428,139.59)		99,787.29	76,987.59	(405,339.89)	121.52	(405,218.37)
738 Department of Social and Health Services Trust	53,654.52		53,654.52	53,654.52
799 WA Achieving a Better Life Experience Program	\$13,575.44		4,908.35	18,483.79	18,483.79
TOTAL PRIVATE PURPOSE FUNDS	\$ 866,907.90	\$	2,354,053.38	\$ 3,049,254.21	\$ 171,707.07	\$ 3,798,180.04	\$ 3,969,887.11
PENSION TRUST FUNDS							
838 LEOFF Retirement System Benefits Improvement	\$ 1.40	\$	\$	1.40	\$	1.40
TOTAL PENSION TRUST FUNDS	\$ 1.40	\$	\$	1.40	\$	1.40
CUSTODIAL FUNDS							
165 Salary Reduction	\$ 332,809.93	\$	3,075,646.19	\$ 3,704,651.86	\$ (296,195.74)	\$	(296,195.74)
16C Real Estate/Property Tax Admin Assistance	69,610.00		69,300.00	69,422.50	69,487.50	69,487.50
17A County Enhanced 911 Excise Tax	6,368,896.83		(463,638.48)	6,832,535.31	6,832,535.31
525 Washington State Combined Fund Drive	1,077,290.73		277,649.26	195,649.69	1,159,290.30	204,886.49	1,364,176.79
660 Natural Resources Deposit	50,869,336.24		32,053,729.99	33,112,140.61	49,810,925.62	182,684.02	49,993,609.64
734 Centennial Document Preservation and Modernization	3,726,914.24		480,146.00	4,207,060.24	4,207,060.24
737 High Occupancy Vehicle
757 Maritime Historic Restoration and Preservation	8,252.77		6,640.49	14,893.26	14,893.26
797 Local Tourism Promotion	775,973.60		(243,952.35)	1,019,925.95	1,019,925.95
802 School Employees Salary Reduction	(938,442.12)		1,697,770.16	2,114,900.98	(1,355,572.94)	(1,355,572.94)

RECEIPTS AND DISBURSEMENTS FOR TREASURER'S TRUST FUNDS

	April 1, 2021	April 2021		April 30, 2021		
	Beginning Book Balance	Plus Receipts	Less Disbursements	Ending Book Balance	Outstanding Warrants	Ending Cash Balance
CUSTODIAL FUNDS (Continued)						
847 Separately Managed State Agency Investment	\$	\$	\$	\$	\$	\$
TOTAL CUSTODIAL FUNDS	\$ 62,290,642.22	\$ 37,660,882.09	\$ 38,489,174.81	\$ 61,462,349.50	\$ 387,570.51	\$ 61,849,920.01
TOTAL TREASURER'S TRUST FUNDS	\$ \$2,012,922,001.47	\$ 691,595,334.87	\$ 597,619,746.30	\$ 2,106,897,590.04	\$ 11,022,689.96	\$ 2,117,920,280.00

INVESTMENT STATEMENT

INVESTMENT STATEMENT

Fund / Account	April 1, 2021	Purchased	Maturities & Sales	Amortization	April 30, 2021
Treasury & Treasurer's Trust					
Investments (trade date basis)	\$ 8,835,036,683.79	\$ 3,547,798,287.81	\$ 3,339,058,752.53	\$ (920,254.94)	\$ 9,042,855,964.13
Reverse Repurchase Agreements
Purchased Accrued Interest	756,516.09	1,527,353.44	839,691.11	1,444,178.42
Total Treasury & Treasurer's Trust	\$ 8,835,793,199.88	\$ 3,549,325,641.25	\$ 3,339,898,443.64	\$ (920,254.94)	\$ 9,044,300,142.55
Local Government Investment Pool					
Investments (trade date basis)	\$ 20,884,698,657.51	\$ 18,702,902,419.92	\$ 16,290,587,037.69	\$ 299,846.88	\$ 23,297,313,886.62
Reverse Repurchase Agreements
Purchased Accrued Interest	722,846.60	537.57	722,309.03
Total Local Government Investment Pool	\$ 20,885,421,504.11	\$ 18,702,902,419.92	\$ 16,290,587,575.26	\$ 299,846.88	\$ 23,298,036,195.65
Separately Managed Accounts					
Investments (trade date basis)	\$ 537,012,743.30	\$ 15,471,792.16	\$ 15,229,572.09	\$ (17,157.55)	\$ 537,237,805.82
Purchased Accrued Interest	37,762.85	205.27	21,809.12	16,159.00
Total Separately Managed Accounts	\$ 537,050,506.15	\$ 15,471,997.43	\$ 15,251,381.21	\$ (17,157.55)	\$ 537,253,964.82
Total All Accounts	\$ 30,258,265,210.14	\$ 22,267,700,058.60	\$ 19,645,737,400.11	\$ (637,565.61)	\$ 32,879,590,303.02

INVESTMENT INTEREST INCOME AND CAPITAL GAINS

INVESTMENT INTEREST INCOME AND CAPITAL GAINS CURRENT MONTH AND FISCAL YEAR TO DATE COMPARISON

Fund / Account	April 2021	April 2020	Fiscal Year 2021	Fiscal Year 2020
Treasury & Treasurer's Trust				
Cash	\$ 5,773,427.68	\$ 8,702,840.86	\$ 77,082,814.66	\$ 114,496,104.34
Custody Bank Fees	(5,829.34)	(5,436.13)	(51,730.17)	(52,019.86)
Other Bank Fees	(2,146.66)	(12,424.88)	(28,872.89)	(88,124.05)
Amortization	(920,254.94)	853,202.43	(1,908,487.00)	12,558,000.39
Accrued Interest	1,301,360.90	166,263.33	(4,367,016.36)	(6,770,117.18)
Gains and Losses	88,583.77	3,524,556.85	12,545,068.26	9,631,065.16
Total Treasury & Treasurer's Trust	\$ 6,235,141.41	\$ 13,229,002.46	\$ 83,271,776.50	\$ 129,774,908.80
Local Government Investment Pool				
Cash	\$ 1,650,264.42	\$ 5,144,618.24	\$ 17,623,667.02	\$ 123,597,694.20
Amortization	299,846.88	10,222,749.42	16,140,810.31	136,220,719.72
Accrued Interest	(183,431.03)	(2,988,946.97)	(1,475,910.31)	(12,012,376.57)
Gains and Losses	13,097.02	451,385.39	3,862,465.77
Total Local Government Investment Pool	\$ 1,779,777.29	\$ 12,378,420.69	\$ 32,739,952.41	\$ 251,668,503.12
Separately Managed Accounts				
Cash	\$ 220,616.22	\$ 321,046.28	\$ 5,590,478.40	\$ 4,309,377.61
Amortization	(17,157.55)	26,820.20	80,134.13	551,435.46
Accrued Interest	242,120.54	298,242.75	(537,964.80)	636,082.15
Gains and Losses	56,918.52	764,855.01	353,285.28
Total Separately Managed Accounts	\$ 445,579.21	\$ 703,027.75	\$ 5,897,502.74	\$ 5,850,180.50
Total All Accounts	\$ 8,460,497.91	\$ 26,310,450.90	\$ 121,909,231.65	\$ 387,293,592.42

MIKE PELLICCIOTTI
STATE TREASURER
PO BOX 40200
OLYMPIA WA 98504-0200

