



Washington State Treasurer's Monthly Report

May 2021



MIKE PELLICCIOTTI
State Treasurer

In accordance with the Americans with Disabilities Act, this publication will be made available in alternate formats upon request to the Office of the State Treasurer, Legislative Building, 2nd Floor, Olympia, Washington 98504-0200, telephone (360) 902-9000, fax (360) 902-9037 or TTY Users Call: 7-1-1. Web Site: <http://tre.wa.gov>.

TABLE OF CONTENTS

	<i>Page</i>
State Treasurer’s Letter	1
General Fund	2
Treasury, Treasurer’s Trust and Local Government Investment Pool Flow Chart	3
Treasury & Treasurer’s Trust, Treasury and Treasurer’s Trust Charts	4
General Fund and Local Government Investment Pool Charts	5
Receipts and Disbursements for the State Treasury	6
Receipts and Disbursements for Trust Funds	17
Investment Statement	26
Investment Interest Income and Capital Gains	27



Mike Pellicciotti State
Treasurer

**State of Washington
Office of the Treasurer**

Legislative Building
P.O. Box 40200
Olympia, Washington 98504-0200

(360) 902-9000 • TTY 7-1-1
Home Page <http://tre.wa.gov>



Fellow Washingtonians,

I am pleased to report on the operations of the Office of the State Treasurer for the month of May 2021. At the close of the month, the Treasury & Treasurer's Trust book balance was \$13.3 billion with investment earnings distributed for the month of \$7.8 million.

Sincerely,

A handwritten signature in blue ink that reads "Mike Pellicciotti". The signature is fluid and cursive.

Mike Pellicciotti
Washington State Treasurer

GENERAL FUND

GENERAL FUND CURRENT MONTH AND FISCAL YEAR TO DATE COMPARISON

(In Millions)

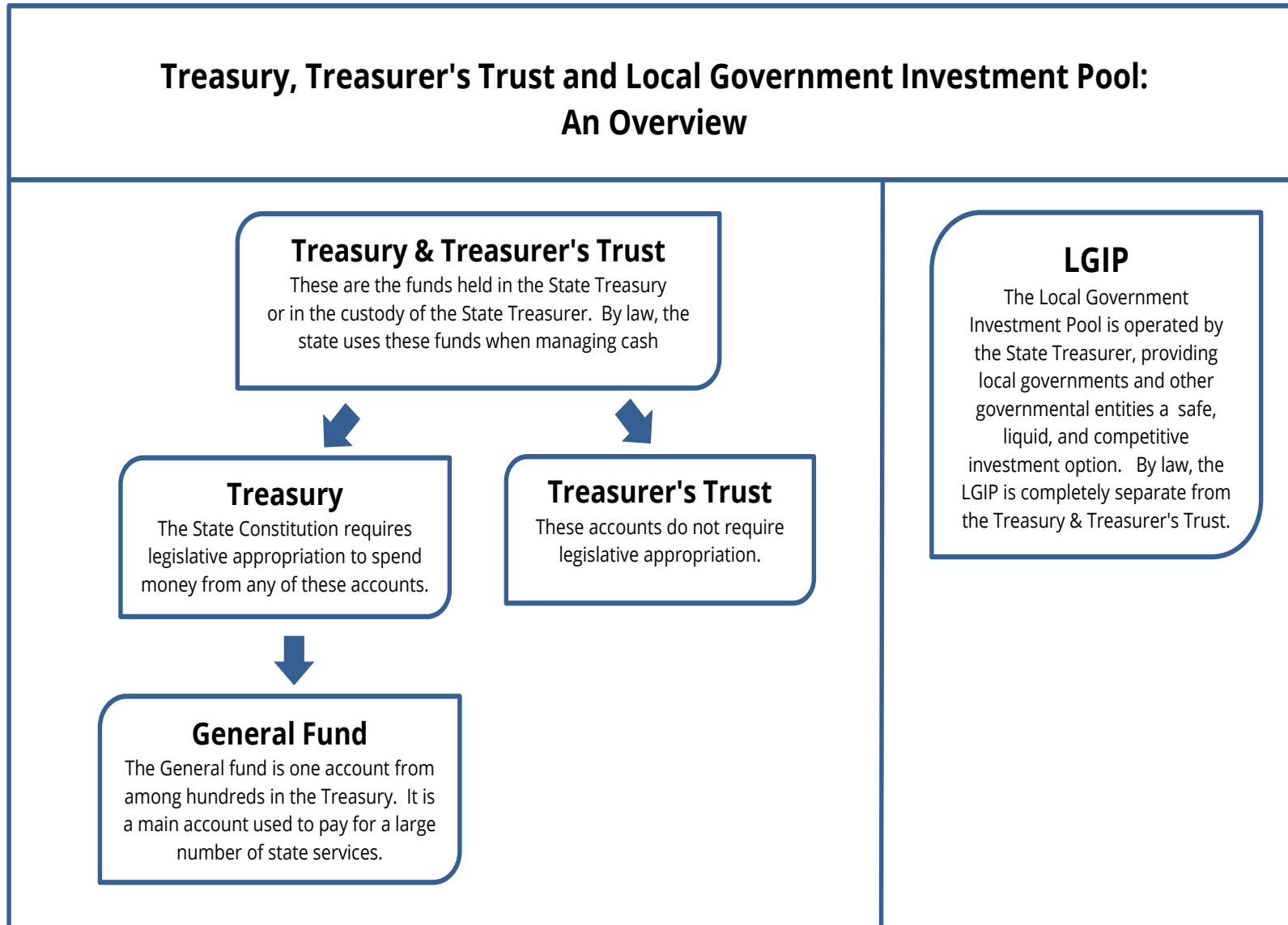
	Month of May		Fiscal Year to Date	
	2021	2020	2021	2020
Beginning Book Balance	\$ (1,046.922)	\$ (143.748)	\$ 2,427.397	\$ 1,010.867
Cash Revenue	7,261.580	3,670.141	40,786.695	34,642.937
Other Cash Receipts	425.377	382.135	4,037.030	3,292.499
Total Cash Receipts	7,686.957	4,052.276	44,823.725	37,935.436
Total Cash Disbursements	3,449.344	3,453.787	44,060.431	38,491.562
Ending Book Balance	\$ 3,190.691	\$ 454.741	\$ 3,190.691	\$ 454.741
Cash Revenue				
Bond Retirement & Interest	\$ (0.000)	\$ (0.000)	\$ (0.281)	\$ (0.283)
Secretary of State	4.120	5.353	43.932	41.754
Department of Revenue:				
Retail Sales Tax	1,115.490	786.798	11,344.391	10,262.820
Business & Occupation Tax	451.277	317.384	4,538.184	4,152.144
Compensating Tax	77.267	54.116	758.334	635.526
Cigarette Tax	28.391	18.710	293.120	278.369
Public Utility Tax	41.864	27.534	382.090	342.613
Various Other Revenue	19.336	41.362	598.092	601.902
Insurance Commission	2.217	6.617	427.019	417.922
Liquor and Cannabis Board	2.520	2.334	139.373	101.717
Department of Licensing:				
Excise Tax - Other	0.021	0.013	0.181	0.174
Various Other Revenue	5.275	4.765	19.175	15.210
Department of Social & Health Services	3.477	6.105	35.952	51.742
Universities & Colleges	0.001	0.015	0.007	0.402
Treasurer's Transfers	(14.227)	(13.641)	(40.983)	(59.155)
Counties:				
Property Tax	1,699.511	1,360.518	4,127.889	3,185.503
Real Estate Excise Tax	151.421	66.895	1,548.662	1,087.134
Various Other Revenue	4.098	2.316	38.682	43.964
Federal Grants-In-Aid (All Agencies)	4,095.435	1,030.211	16,093.335	13,097.860
Revenues Distributed to Local Governments	(4.895)	(5.749)	(56.953)	(61.228)
Other Agencies' Cash Revenue	(421.019)	(41.515)	496.494	446.847
Total Cash Revenue	\$ 7,261.580	\$ 3,670.141	\$ 40,786.695	\$ 34,642.937

Source: Agency Financial Reporting System (AFRS).

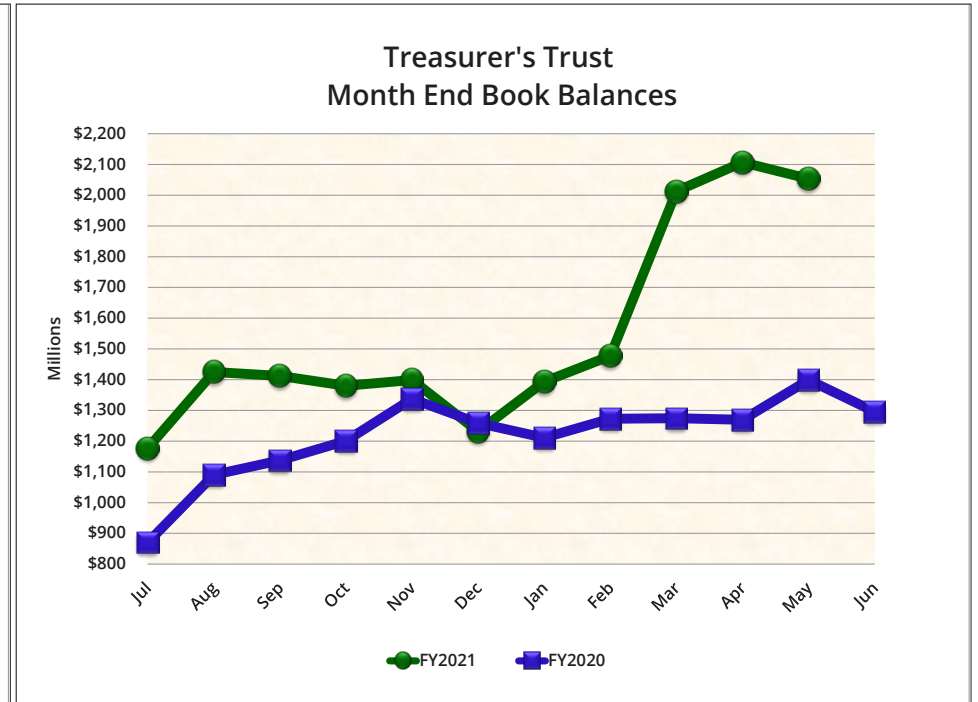
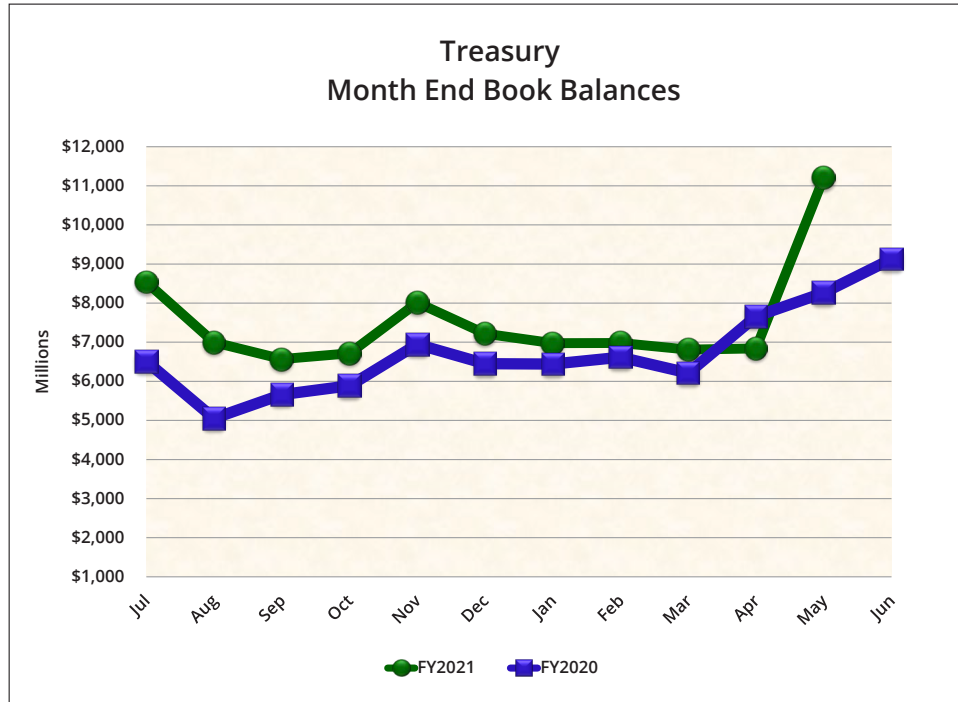
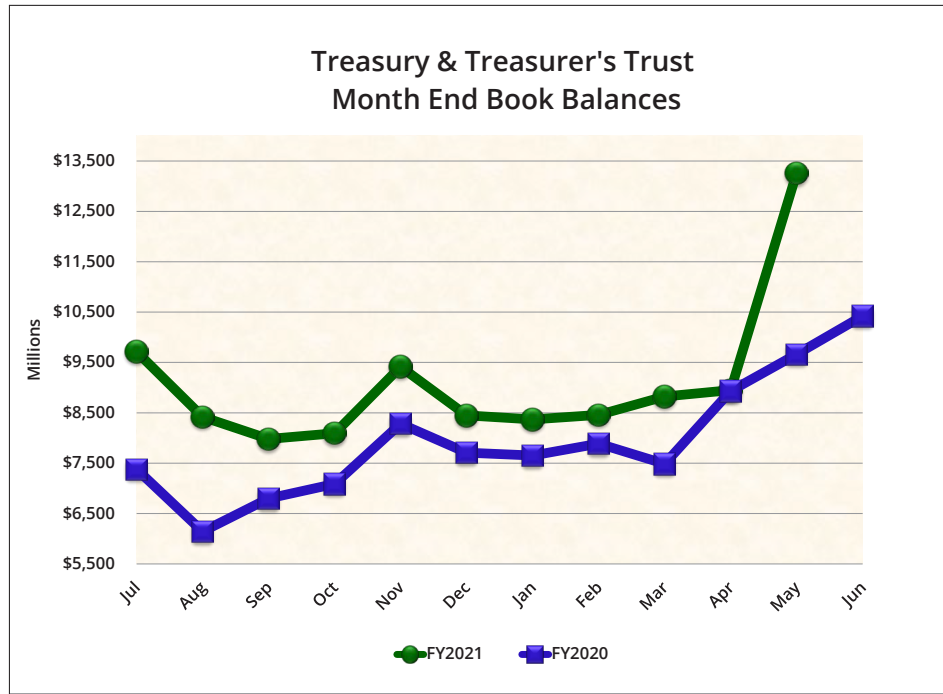
TREASURY, TREASURER'S TRUST AND LGIP FLOW CHART

The State Treasurer is charged with the cash management of public funds, which includes two categories of state funds and accounts: (1) funds and accounts located in the state treasury, which are subject to legislative appropriation; and (2) Treasurer's trust funds, which are accounts placed in the custody of the State Treasurer, and not typically subject to legislative appropriation. Funds within these accounts are comingled for investment and cash management purposes.

This flow chart describes the structure of the Treasury and Treasurer's Trust Accounts. Month end balances of these accounts are shown on pages 4 and 5.

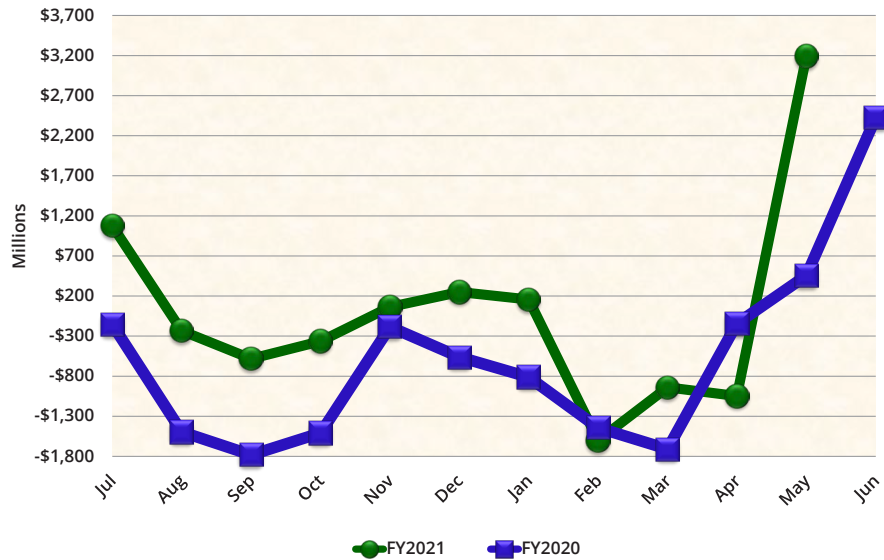


TREASURY & TREASURER'S TRUST AND TREASURY AND TREASURER'S TRUST CHART

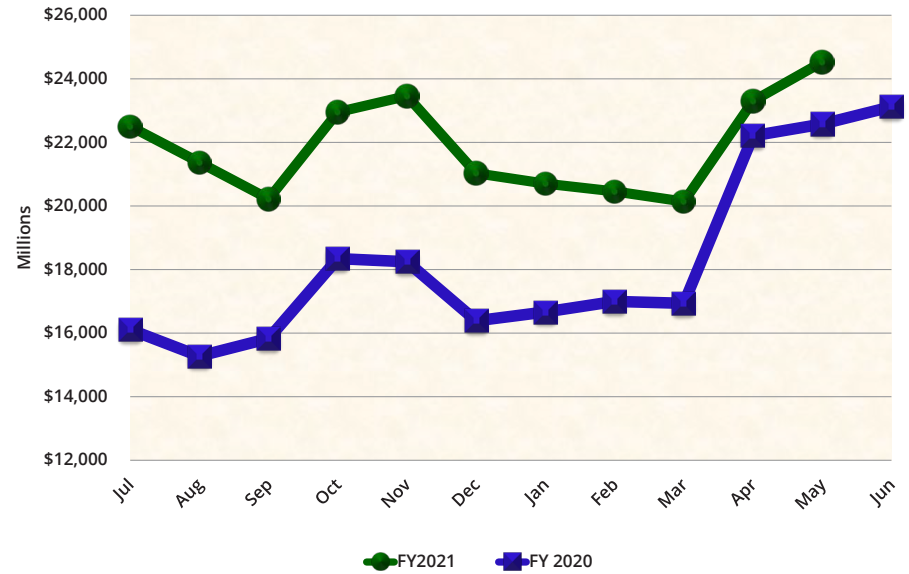


GENERAL FUND AND LOCAL GOVERNMENT INVESTMENT POOL CHARTS

General Fund Month End Book Balances

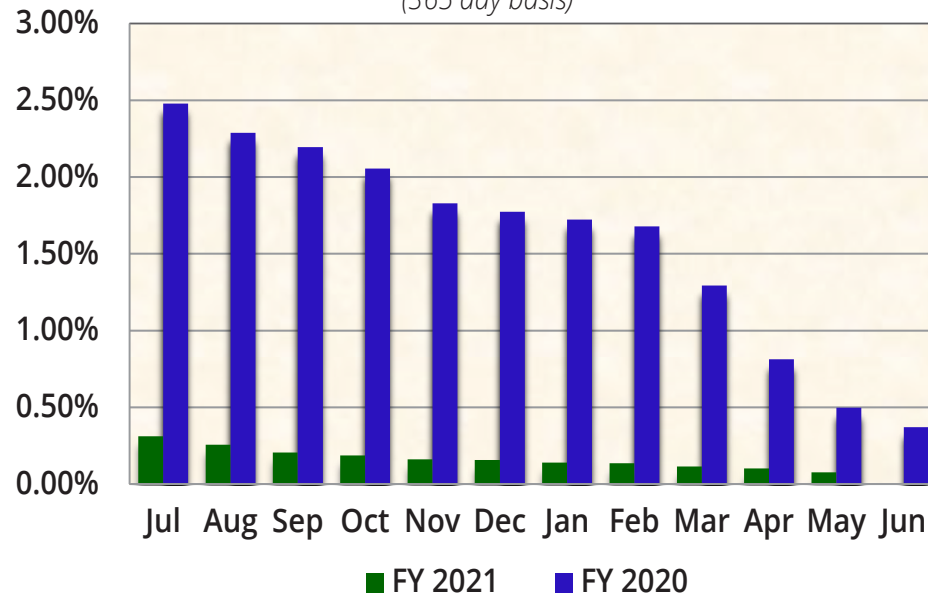


Local Government Investment Pool Month End Book Balances



LGIP Net Yield

(365 day basis)



RECEIPTS AND DISBURSEMENTS FOR TREASURY FUNDS

	May 1, 2021		May 2021		May 31, 2021						
	Beginning Book Balance		Plus Receipts	Less Disbursements	Ending Book Balance	Outstanding Warrants	Ending Cash Balance				
GENERAL FUND											
001 General	\$ (1,046,921,949.61)	\$	7,686,957,132.73	\$	3,449,344,407.53	\$	3,190,690,775.59	\$	66,585,766.39	\$	3,257,276,541.98
018 Millersylvania Park Current	5,210.50				5,210.50		5,210.50				5,210.50
01E Geothermal	92,292.61				92,292.61		92,292.61				92,292.61
01N Institutional Impact	19,144.72				19,144.72		19,144.72				19,144.72
02P Flood Control Assistance	2,321,905.38			63,784.41	2,258,120.97		2,258,120.97				2,258,120.97
031 State Investment Board Expense	6,188,903.79		2,224,318.44	2,012,827.53	6,400,394.70	688.44	6,400,394.70		688.44		6,401,083.14
032 State Emergency Water Projects Revolving	221,616.92				221,616.92		221,616.92				221,616.92
03A Excess Earnings											
03L County Criminal Justice Assistance	3,292,134.08		10,239.74	122,511.95	3,179,861.87	1,082.46	3,179,861.87		1,082.46		3,180,944.33
03M Municipal Criminal Justice Assistance	632,049.93		3,644.20	39,969.98	595,724.15	481.06	595,724.15		481.06		596,205.21
04L Public Health Services	6.68		0.01		6.69		6.69				6.69
051 State and Local Improvements Revolving	26,744.33				26,744.33		26,744.33				26,744.33
055 State & Local Improve Revolving (Waste Disp Facilities, 1980)	2,639.01				2,639.01		2,639.01				2,639.01
05C Criminal Justice Treatment	2,866,213.22		6,933.00	884,267.46	1,988,878.76		1,988,878.76				1,988,878.76
05M Tourism Development and Promotion											
070 Outdoor Recreation	(61,452.06)		1,573,476.45	1,587,917.80	(75,893.41)		(75,893.41)				(75,893.41)
072 State & Local Improve Revolving (Water Supply Facilities)	846,493.74				846,493.74		846,493.74				846,493.74
09C Farm and Forest	483,119.80			9,083.23	474,036.57		474,036.57				474,036.57
09G Riparian Protection											
09R Economic Development Strategic Reserve	2,537,508.94			5,392.65	2,532,116.29		2,532,116.29				2,532,116.29
10K Veterans Innovation Program	14,382.82				14,382.82		14,382.82				14,382.82
10P Columbia River Basin Water Supply Development	4,990,459.59		3,236.96	425,873.39	4,567,823.16		4,567,823.16				4,567,823.16
10T Hood Canal Aquatic Rehabilitation Bond											
11F Reinvesting in Youth	5.98				5.98		5.98				5.98
11N Heritage Barn Preservation											
11W Water Quality Capital	34,227.10				34,227.10		34,227.10				34,227.10
125 Site Closure	34,674,491.19		24,345.81	52,832.91	34,646,004.09	22,472.00	34,646,004.09		22,472.00		34,668,476.09
12J Boating Activities											
12K Puget Sound Scientific Research											
12R Independent Youth Housing											
12W Veterans Conservation Corps											
14B Budget Stabilization	1,729,592,749.92		1,099,929.85	151,110,057.37	1,579,582,622.40		1,579,582,622.40				1,579,582,622.40
14C Puget Sound Recovery											
14H Community Preservation & Development Authority	1,493,840.10			4,140.30	1,489,699.80		1,489,699.80				1,489,699.80
14L Streamlined Sales & Use Tax Mitigation	3,185,323.04				3,185,323.04		3,185,323.04				3,185,323.04
15C WA Community Tech Opportunity											
15J Building Communities											
15K Columbia River Water Delivery	16,173.66				16,173.66		16,173.66				16,173.66
15R Evergreen Job Training											

RECEIPTS AND DISBURSEMENTS FOR TREASURY FUNDS

	May 1, 2021		May 2021		May 31, 2021		
	Beginning Book Balance		Plus Receipts	Less Disbursements	Ending Book Balance	Outstanding Warrants	Ending Cash Balance
GENERAL FUND (Continued)							
16V Water Rights Processing	\$ 78,187.33	\$	500.00	\$	\$ 78,687.33	\$	\$ 78,687.33
177 Judicial Retirement Administrative
17C Opportunity Express Account	62,171.42			62,171.42		62,171.42
17E State Efficiency and Restructuring
17F Washington Opportunity Pathways	84,861,987.97		17,058,680.85	17,123,976.52	84,796,692.30		84,796,692.30
17K Basic Health Plan Stabilization
18H Opportunity Expansion	326.64			326.64		326.64
19K Yakima Integrated Plan Implementation
19L Charter Schools Oversight	275,218.28		64,448.39	89,973.95	249,692.72	1,245.11	250,937.83
19N Diesel Idle Reduction
20C Yakima Integrated Plan Implementation Taxable Bond
20F Invest in Washington
21B Chehalis Basin
21D Dairy Nutrient Infrastructure
21P Sexual Assault Prevention and Response
21R DCYF Contracted Services Performance Improvement
22C Early Learning Facilities Revolving	(165,831.67)		617,019.69	451,188.02
22D Early Learning Facilities Development	(0.02)		0.02
22T Statewide Tourism Marketing	4,973,255.24		3,164.06	163,362.81	4,813,056.49		4,813,056.49
23H Defense Community Compatibility
23J Statewide Broadband	20,877,193.09		13,347.46	30,974.98	20,859,565.57		20,859,565.57
244 Habitat Conservation	(5,147.67)		31,184.14	26,284.93	(248.46)		(248.46)
24H Career Connected Learning
24M Climate Resiliency
24U Sustainable Farms and Fields
253 Education Construction	22,306.70		14.18	22,320.88		22,320.88
25C ELEM & SEC SCHOOL EMERG RELIEF III
291 Education Savings
355 State Taxable Building Construction	30,150,050.15		(613,960.17)	5,844,843.83	23,691,246.15	48,720.70	23,739,966.85
359 School Constr & Skill Ctrs Bldg	304,887.21		304,887.21		304,887.21
488 Special Personnel Litigation Revolving
489 Pension Funding Stabilization	95,260,837.23		65,375.84	29,581,376.06	65,744,837.01		65,744,837.01
548 LEOFF System Plan 2 Expense	280,912.99		160,216.65	183,319.51	257,810.13		257,810.13
563 Columbia River Crossing Project
702 Dedicated McCleary Penalty
706 CORONAVIRUS STATE FISCAL RECOVERY
707 WASHINGTON RESCUE PLAN TRANSITION
828 Tobacco Prevention and Control	1,071,754.71		985.95	1,038.00	1,071,702.66		1,071,702.66

RECEIPTS AND DISBURSEMENTS FOR TREASURY FUNDS

	May 1, 2021		May 2021		May 31, 2021		
	Beginning Book Balance		Plus Receipts	Less Disbursements	Ending Book Balance	Outstanding Warrants	Ending Cash Balance
GENERAL FUND (Continued)							
830 Agricultural College Trust Management	\$ 1,267,907.13	\$	\$ 107,925.68	\$ 1,159,981.45	\$ 147.05	\$ 1,160,128.50	
TOTAL GENERAL FUND	\$ 985,870,252.11	\$ 7,709,304,234.25	\$ 3,659,267,330.80	\$ 5,035,907,155.56	\$ 66,660,603.21	\$ 5,102,567,758.77	
SPECIAL REVENUE FUNDS							
002 Hospital Data Collection	\$ 118,047.82	\$	\$ 4,466.69	\$ 113,581.13	\$	\$ 113,581.13	
003 Architects' License	856,899.87	52,694.90	47,648.24	861,946.53	99.00	862,045.53	
007 Winter Recreational Program	3,217,957.55	47,012.00	253,195.22	3,011,774.33	33,406.86	3,045,181.19	
014 Forest Development	15,507,702.56	1,857.94	(968,452.80)	16,478,013.30	155,526.29	16,633,539.59	
01B ORV & Non-Highway Vehicle Account	1,521,565.15	283,482.44	414,425.47	1,390,622.12	22,521.92	1,413,144.04	
01M Snowmobile	3,281,149.08	242,110.23	190,616.86	3,332,642.45	29,326.06	3,361,968.51	
024 Professional Engineers'	1,265,704.92	163,111.00	75,836.82	1,352,979.10	359.00	1,353,338.10	
025 Pilotage	50,850.10	140,164.31	117,243.07	73,771.34	73,771.34	
026 Real Estate Commission	980,032.64	502,169.75	450,479.07	1,031,723.32	2,465.00	1,034,188.32	
027 Reclamation	4,933,628.78	159,485.81	119,122.67	4,973,991.92	1,160.00	4,975,151.92	
02A Surveys and Maps	927,464.97	70,693.01	207,573.98	790,584.00	807.41	791,391.41	
02G Health Professions	8,083,114.28	6,776,039.30	9,644,374.04	5,214,779.54	70,128.96	5,284,908.50	
02H Business Enterprises Revolving	851,708.04	45,219.50	56,262.53	840,665.01	1,704.70	842,369.71	
02J Certified Public Accountants'	3,072,944.99	156,210.97	141,800.57	3,087,355.39	1,081.00	3,088,436.39	
02K Death Investigations	(84,036.64)	557,308.46	(24,183.44)	497,455.26	2,442.31	499,897.57	
02M Essential Rail Assistance	618,739.61	28,783.65	714.43	646,808.83	646,808.83	
02N Parkland Acquisition	29,620.54	29,620.54	29,620.54	
02R Aquatic Lands Enhancement	7,868,215.23	1,665.97	874,229.53	6,995,651.67	101,694.56	7,097,346.23	
02W Timber Tax Distribution	2,519,694.76	7,724,704.18	10,045,210.62	199,188.32	6,469.14	205,657.46	
030 Landowner Contingency Forest Fire Suppression	(2,512,694.13)	2,913.66	(77,251.14)	(2,432,529.33)	60,881.31	(2,371,648.02)	
039 Aeronautics	1,620,126.87	330,096.60	219,580.72	1,730,642.75	37,715.77	1,768,358.52	
03B Asbestos	1,087,452.20	28,609.57	22,142.52	1,093,919.25	1,093,919.25	
03C Emergency Medical Services and Trauma Care System Trust	10,175,125.78	1,047,304.49	1,116,288.97	10,106,141.30	16,332.00	10,122,473.30	
03F Enhanced 911	7,487,557.54	2,335,784.84	2,837,663.08	6,985,679.30	60,738.05	7,046,417.35	
03N Business License	8,225,635.29	2,515,754.50	2,126,296.00	8,615,093.79	65,279.67	8,680,373.46	
03P Fire Service Trust	617,752.16	1,070.00	879.40	617,942.76	245.00	618,187.76	
03R Safe Drinking Water	4,148,256.03	160,896.71	383,832.98	3,925,319.76	931.84	3,926,251.60	
041 Resource Management Cost	18,357,442.90	16,253.72	1,466,862.18	16,906,834.44	69,499.24	16,976,333.68	
042 Charitable, Educational, Penal, and Reformatory Institutions	4,330,730.88	2,977.40	(91,632.37)	4,425,340.65	4,425,340.65	
044 Waste Reduction, Recycling, and Litter Control	11,029,795.89	1,181,639.45	1,197,272.84	11,014,162.50	19,430.18	11,033,592.68	
045 State Vehicle Parking	185,580.01	261,127.55	379,402.12	67,305.44	825.00	68,130.44	
048 Marine Fuel Tax Refund	294,504.71	294,504.71	294,504.71	
04E Uniform Commercial Code	2,675,490.05	210,785.00	60,455.07	2,825,819.98	2,825,819.98	
04H Surface Mining Reclamation	1,833,196.92	185.11	(61,145.85)	1,894,527.88	1.50	1,894,529.38	
04M Recreational Fisheries Enhancement	1,053,733.83	383,847.27	188,950.53	1,248,630.57	0.70	1,248,631.27	

RECEIPTS AND DISBURSEMENTS FOR TREASURY FUNDS

	May 1, 2021		May 2021		May 31, 2021		
	Beginning Book Balance		Plus Receipts	Less Disbursements	Ending Book Balance	Outstanding Warrants	Ending Cash Balance
SPECIAL REVENUE FUNDS (Continued)							
04R Drinking Water Assistance	\$ 85,786,380.19	\$	2,922,332.10	\$ 2,745,983.88	\$ 85,962,728.41	\$ 15,196.19	\$ 85,977,924.60
04V Vehicle License Fraud	377,086.74		5,967.38	383,054.12	383,054.12
04W Waterworks Operator Certification	1,181,008.29		114,968.00	26,728.71	1,269,247.58	1,269,247.58
058 Public Works Assistance	23,699,682.65		20,552,896.39	5,393,496.87	38,859,082.17	4,644.80	38,863,726.97
05H Disaster Response	62,698,920.05		4,116,827.97	32,772,075.06	34,043,672.96	488,270.48	34,531,943.44
05R Drinking Water Assistance Administrative	3,894,538.23		(653.90)	45,071.10	3,848,813.23	3,848,813.23
05W State Drought Preparedness and Response	2,290,771.42		4,798.56	2,285,972.86	2,285,972.86
06A Salmon Recovery	27,893.34		27,893.34	27,893.34
06G Real Estate Appraiser Commission	558,816.61		67,527.89	41,742.65	584,601.85	90.00	584,691.85
06K Lead Paint	173,465.04		4,500.00	2,247.32	175,717.72	175,717.72
06L Business and Professions	1,481,081.67		803,668.27	(16,545.18)	2,301,295.12	4,562.14	2,305,857.26
06R Real Estate Research	764,254.59		24,410.00	145.70	788,518.89	10.00	788,528.89
06T License Plate Technology	1,137,863.83		169,689.53	(12,452.93)	1,320,006.29	14.01	1,320,020.30
071 Warm Water Game Fish	1,482,317.04		332,237.25	121,521.10	1,693,033.19	0.23	1,693,033.42
07W Domestic Violence Prevention	2,079,580.92		102,359.44	86,773.57	2,095,166.79	29,940.73	2,125,107.52
080 Grade Crossing Protective	231,552.06		149.90	231,701.96	231,701.96
081 State Patrol Highway	40,864,207.39		(3,797,899.03)	21,791,482.78	15,274,825.58	267,753.19	15,542,578.77
082 Motorcycle Safety Education	3,049,909.24		223,045.88	236,203.31	3,036,751.81	2,655.92	3,039,407.73
084 Building Code Council	694,845.21		229,200.05	53,208.64	870,836.62	870,836.62
086 Fire Service Training	(1,979,639.63)		4,560,435.26	386,902.89	2,193,892.74	105,690.08	2,299,582.82
087 Park Land Trust Revolving	3,296,774.64		294,170.66	251,660.25	3,339,285.05	42,705.11	3,381,990.16
08A Education Legacy Trust	1,197,203,313.01		53,791,959.74	10,282,982.80	1,240,712,289.95	688,204.80	1,241,400,494.75
08H Military Department Rental and Lease	3,172,207.15		60,845.42	78.25	3,232,974.32	3,232,974.32
08K Problem Gambling	1,063,155.75		38,017.07	37,165.10	1,064,007.72	23,217.00	1,087,224.72
08M Small City Pavement and Sidewalk	884,854.62		75,810.02	(847,000.00)	1,807,664.64	1,807,664.64
08R Waste Tire Removal	7,164,102.32		357,896.05	83,590.51	7,438,407.86	7,438,407.86
094 Transportation Infrastructure	2,764,426.96		118,128.54	75,236.56	2,807,318.94	2,807,318.94
095 Electrical License	11,223,390.13		2,677,672.46	2,467,826.37	11,433,236.22	46,671.41	11,479,907.63
096 Highway Infrastructure	1,948,355.64		1,239.05	1,949,594.69	1,949,594.69
097 Recreational Vehicle	3,086,184.75		98,599.37	1,395.96	3,183,388.16	3.00	3,183,391.16
099 Puget Sound Capital Construction	11,560,692.87		(4,615,284.73)	7,298,809.27	(353,401.13)	39,671.25	(313,729.88)
09E Freight Mobility Investment	8,642,158.60		5,724.22	277,601.45	8,370,281.37	8,370,281.37
09H Transportation Partnership	(36,844,747.03)		25,853,955.39	5,427,971.24	(16,418,762.88)	318,571.35	(16,100,191.53)
09P City-County Assistance	1,927,965.35		2,501,498.70	4,429,464.05	4,429,464.05
09T Washington Main Street Trust Fund	52,138.16		52,138.16	52,138.16
102 Rural Arterial Trust	15,107,947.14		1,525,330.14	1,084,886.57	15,548,390.71	9.30	15,548,400.01
104 State Wildlife	26,276,188.04		10,205,773.78	5,763,530.52	30,718,431.30	220,388.93	30,938,820.23
106 Highway Safety	27,932,111.15		36,497,295.03	10,575,953.78	53,853,452.40	495,810.54	54,349,262.94
107 Liquor Excise Tax	4,755,220.78		4,103,091.46	76,060.70	8,782,251.54	1,500.00	8,783,751.54

RECEIPTS AND DISBURSEMENTS FOR TREASURY FUNDS

	May 1, 2021		May 2021		May 31, 2021						
	Beginning Book Balance		Plus Receipts	Less Disbursements	Ending Book Balance	Outstanding Warrants	Ending Cash Balance				
SPECIAL REVENUE FUNDS (Continued)											
108 Motor Vehicle	\$ 491,759,082.79	\$	44,076,644.33	\$	127,526,511.82	\$	408,309,215.30	\$	2,018,225.75	\$	410,327,441.05
109 Puget Sound Ferry Operations	(40,770,700.06)		65,770,722.67		21,061,171.86		3,938,850.75		357,113.81		4,295,964.56
10A Aquatic Algae Control	402,200.19		51,837.99		4,273.90		449,764.28		2.00		449,766.28
10B Home Security Fund	65,178,727.29		3,233,515.70		2,013,718.93		66,398,524.06		244,493.98		66,643,018.04
10G Water Rights Tracking System	895,600.08			895,600.08			895,600.08
110 Special Wildlife	7,680,193.64		98,097.74		220,783.55		7,557,507.83		7,317.41		7,564,825.24
111 Public Service Revolving	9,769,110.55		7,990,270.79		2,016,470.86		15,742,910.48		17,120.86		15,760,031.34
113 Common School Construction	3,268,991.01		563,597.51		87,013.78		3,745,574.74		11,986.80		3,757,561.54
116 Basic Data	92,236.01			92,236.01			92,236.01
119 Unemployment Compensation Administration	(27,934.51)		18,628,238.65		18,510,966.92		89,337.22		2,079,345.67		2,168,682.89
11B Regional Mobility Grant Program	52,975,106.26		35,439.20		1,149,012.69		51,861,532.77		383,434.00		52,244,966.77
11E Freight Mobility Multimodal	8,478,500.75		5,391.83		32,860.35		8,451,032.23			8,451,032.23
11H Forest and Fish Support	4,991,327.27		637,965.81		549,910.74		5,079,382.34		10,967.12		5,090,349.46
11K Washington Auto Theft Prevention Authority	(2,364,278.53)		415,834.83		327,145.22		(2,275,588.92)		4.46		(2,275,584.46)
120 Administrative Contingency	24,361,084.79		1,662,401.52		560,318.06		25,463,168.25		25.36		25,463,193.61
12C Affordable Housing For All	3,855,879.18		636,457.34		211,727.40		4,280,609.12			4,280,609.12
12M Charitable Organization Education	1,662,032.44		48,360.00			1,710,392.44			1,710,392.44
12T Traumatic Brain Injury	1,458,868.39		186,133.12		33,908.12		1,611,093.39		2,250.00		1,613,343.39
134 Employment Services Administrative	22,320,655.61		4,099,868.84		3,212,501.17		23,208,023.28		2,089.57		23,210,112.85
138 Insurance Commissioner's Regulatory	16,223,663.64		186,759.00		2,598,313.74		13,812,108.90		10,663.43		13,822,772.33
144 Transportation Improvement	5,965,754.63		32,113,469.01		5,925,506.71		32,153,716.93			32,153,716.93
146 Firearms Range	1,751,121.95		30,354.48		29,333.87		1,752,142.56			1,752,142.56
14A Wildlife Rehabilitation	678,125.69		15,598.46		16,616.87		677,107.28			677,107.28
14G Ballast Water and Biofouling Management	35,835.08			(2,821.79)		38,656.87			38,656.87
14M Financial Fraud & ID Theft	1,210,756.23			244,318.81		966,437.42		186,655.40		1,153,092.82
14R Military Active State Service	372,280.32			2,400.00		369,880.32			369,880.32
14V Ignition Interlock Device	1,285,846.54		320,898.00		232,185.66		1,374,558.88		719.16		1,375,278.04
150 Low-Income Weatherization/ Structural Rehabilitation Assistance	1,578,067.37		1,004.31		2,330.78		1,576,740.90			1,576,740.90
153 Rural Mobility Grant Program	8,521,561.20		5,897.22		1,671,083.49		6,856,374.93		17,300.00		6,873,674.93
154 New Motor Vehicle Arbitration	1,215,392.62		66,078.00		49,981.96		1,231,488.66			1,231,488.66
158 Aquatic Land Dredged Material Disposal Site	403,428.60		27.42		5,725.00		397,731.02			397,731.02
159 Parks Improvement	994,481.58		53,997.40		27,426.74		1,021,052.24		3,367.30		1,024,419.54
15H Cleanup Settlement	60,539,999.29		38,587.45		299,480.76		60,279,105.98			60,279,105.98
15M Biotoxin	204,122.39		207,963.23		112,890.46		299,195.16		990.26		300,185.42
160 Wood Stove Education and Enforcement	571,516.61		14,971.47		15,637.95		570,850.13		1,163.53		572,013.66
162 Farm Labor Contractor	145,855.23		445.00			146,300.23			146,300.23
167 Natural Resources Conservation Areas Stewardship	512,178.73			171.00		512,007.73			512,007.73
16A Judicial Stabilization Trust	1,446,409.56		417,271.69			1,863,681.25			1,863,681.25
16J SR 520 Corridor	68,620,465.16		(1,791,054.99)		(4,111,778.14)		70,941,188.31		23,318.87		70,964,507.18

RECEIPTS AND DISBURSEMENTS FOR TREASURY FUNDS

	May 1, 2021		May 2021		May 31, 2021		
	Beginning Book Balance		Plus Receipts	Less Disbursements	Ending Book Balance	Outstanding Warrants	Ending Cash Balance
SPECIAL REVENUE FUNDS (Continued)							
16M Appraisal Management Company	\$ 103,865.71	\$	5,113.00	\$ 9,358.87	\$ 99,619.84	\$	\$ 99,619.84
16P Marine Resources Stewardship Trust	24,766.02		15.75	24,781.77	24,781.77
16W Hospital Safety Net Assessment	89,091,946.87		12,191,836.47	9,605,855.44	91,677,927.90	91,677,927.90
172 Basic Health Plan Trust	5,847,699.00		5,847,699.00	5,847,699.00
176 Water Quality Permit	21,164,358.98		425,295.03	1,649,461.12	19,940,192.89	29,606.15	19,969,799.04
17B Home Visiting Services	7,365,811.75		865,727.35	1,362,965.04	6,868,574.06	6,868,574.06
17N Complete Streets Grant Program	57,464.00		57,464.00	57,464.00
17P SR520 Civil Penalties	15,063,544.14		5,259,505.76	(176,726.02)	20,499,775.92	20,499,775.92
17T Health Benefit Exchange	32,219,211.75		(3,758,437.23)	5,155,460.35	23,305,314.17	23,305,314.17
17W Limousine Carriers	127,967.06		127,967.06	127,967.06
182 Underground Storage Tank	991,704.20		168,398.60	(7,978.76)	1,168,081.56	1,168,081.56
186 County Arterial Preservation	447,236.44		5,567,986.89	1,140,642.00	4,874,581.33	107.00	4,874,688.33
18J Capital Vessel Replacement	6,185,997.95		2,644,680.21	23,690.13	8,806,988.03	253.30	8,807,241.33
18L Hydraulic Project Approval
199 Biosolids Permit	1,309,309.19		80,807.35	75,931.42	1,314,185.12	1,314,185.12
19A Medicaid Fraud Penalty	1,094,315.04		108,227.24	129,270.57	1,073,271.71	5,293.94	1,078,565.65
19C Forest Practice Application	124,992.78		61.70	30,628.92	94,425.56	100.00	94,525.56
19T DOL Technology Improvement and Data Management	862,671.31		21,355.06	50,792.49	833,233.88	833,233.88
19V Andy Hill Cancer Research Endowment Fund	8,246,906.44		721,550.10	1,463.12	8,966,993.42	8,966,993.42
200 Regional Fisheries Enhancement Salmonid Recovery	(39,772.48)		78,070.36	113,341.64	(75,043.76)	(75,043.76)
201 Department of Licensing Services	3,739,219.19		341,695.46	126,585.07	3,954,329.58	29.06	3,954,358.64
202 Medical Test Site Licensure	63,925.58		1,546,724.00	161,440.22	1,449,209.36	107.81	1,449,317.17
204 Volunteer Fire Fighters' and Reserve Officers' Administrative	1,418,890.98		9,065,293.12	35,592.89	10,448,591.21	915.70	10,449,506.91
207 Hazardous Waste Assistance	2,672,579.66		33,126.25	166,138.76	2,539,567.15	1,470.00	2,541,037.15
20B Brownfield Redevelopment Trust Fund
20H Connecting Washington	300,636,506.43		409,534,420.94	77,124,785.30	633,046,142.07	1,073,433.21	634,119,575.28
20J Electric Vehicle	9,468,885.90		220,816.27	5,991.62	9,683,710.55	356.25	9,684,066.80
20M Puget Sound Taxpayer Accountability	5,016,233.46		742,490.43	3,475,254.86	2,283,469.03	2,283,469.03
20N Transportation Future Funding Program	5,651,164.88		3,593.85	5,654,758.73	5,654,758.73
20R Radioactive Mixed Waste	4,408,085.56		170,903.00	852,151.39	3,726,837.17	3,246.79	3,730,083.96
20T PLIA Underground Storage Tank Revolving	19,397,214.80		66,542.89	217,496.57	19,246,261.12	19,246,261.12
215 Special Category C	12,499,071.71		357,641.77	397,674.88	12,459,038.60	12,459,038.60
216 Air Pollution Control	19,881,824.52		59,100.83	266,921.10	19,674,004.25	6,317.98	19,680,322.23
217 Oil Spill Prevention	5,827,917.88		553,067.36	297,765.00	6,083,220.24	171.20	6,083,391.44
218 Multimodal Transportation	389,170,740.84		(118,763,603.62)	6,631,380.32	263,775,756.90	40,008.02	263,815,764.92
21E Concealed Pistol License Renewal	300,456.07		11,804.52	4,397.28	307,863.31	307,863.31
21H Wastewater Treatment Plant Operator Certification	477,080.46		2,018.00	479,098.46	116.00	479,214.46
21M Distracted Driving Prevention	23,346.29		355.24	23,701.53	23,701.53
21S Aquatic Invasive Species Management	278,111.89		108,435.99	40,807.28	345,740.60	1,100.84	346,841.44

RECEIPTS AND DISBURSEMENTS FOR TREASURY FUNDS

	May 1, 2021		May 2021		May 31, 2021		
	Beginning Book Balance		Plus Receipts	Less Disbursements	Ending Book Balance	Outstanding Warrants	Ending Cash Balance
SPECIAL REVENUE FUNDS (Continued)							
21V Construction Registration Inspection	\$ 2,890,691.78	\$	1,176,918.77	\$ 1,075,317.99	\$ 2,992,292.56	\$ 8,955.98	\$ 3,001,248.54
222 Freshwater Aquatic Weeds	1,036,632.38		93,918.00	14,904.28	1,115,646.10	3.00	1,115,649.10
223 State Oil Spill Response	3,438,769.02		140,760.43	3,760.81	3,575,768.64		3,575,768.64
22J Abandoned Recreational Vehicle Disposal	1,530,721.44		194,679.32	29,340.61	1,696,060.15	1,976.00	1,698,036.15
22M Energy Efficiency	9,098,420.25			26,354.38	9,072,065.87		9,072,065.87
22R Internet Consumer Access							
22U Secure Drug Take-Back Program	725,018.10			31,909.68	693,108.42		693,108.42
22W Public Disclosure Transparency	1,376,057.80		8,074.83	33,500.69	1,350,631.94		1,350,631.94
234 Public Works Administration	9,006,953.43		250,457.88	423,835.24	8,833,576.07	29,666.19	8,863,242.26
235 Youth Tobacco & Vapor Product Prevention	1,479,799.11		107,430.15	99,337.25	1,487,892.01	1,475.00	1,489,367.01
237 Recreation Access Pass	3,361,401.33		(392,322.92)	390.00	2,968,688.41	370.00	2,969,058.41
23G Vulnerable Roadway User Education	6,128.87		404.38		6,533.25		6,533.25
23N Model Toxics Control Capital	130,915,097.51		6,380,085.71	395,338.07	136,899,845.15	7,584.16	136,907,429.31
23P Model Toxics Control Operating	74,814,008.36		11,924,923.35	13,538,881.95	73,200,049.76	179,647.89	73,379,697.65
23R Model Toxics Control Stormwater	45,768,265.19		2,828,332.84	842,606.44	47,753,991.59	21,946.42	47,775,938.01
23S Puget Sound Gateway Facility							
23T Congestion Relief Traffic Safety	84,730.07		1,862.87		86,592.94		86,592.94
23V Voluntary Cleanup	106,522.44		23,058.84		129,581.28		129,581.28
23W Paint Product Stewardship	2,972.18		20,452.00	(128.75)	23,552.93		23,552.93
24B Foundational Public Health Services	8,817,984.86		721,551.11	39,002.51	9,500,533.46		9,500,533.46
24J Workforce Education Investment	11,717,054.95		29,972,312.51	22,572,028.04	19,117,339.42		19,117,339.42
24K Agency Financial Transaction	6,162,098.90		789,853.21	1,575,315.10	5,376,637.01		5,376,637.01
24L Ambulance Transport							
24N Fish, Wildlife, and Conservation							
24P Insurance Commissioner's Fraud	649,831.72		9,132.00	117,171.98	541,791.74	15,204.70	556,996.44
24Q Cooper Jones Active Transportation Safety							
24V Telebehavioral Health Access							
260 University of Washington Operating Fees	123.54				123.54		123.54
262 Manufactured Home Installation Training	626,571.84		23,931.15	21,146.59	629,356.40		629,356.40
263 Community and Economic Development Fee	5,123,655.68		125,374.40	130,115.26	5,118,914.82	3,830.00	5,122,744.82
267 Recreation Resources	23,550,685.12		751,523.00	875,036.87	23,427,171.25	2,682.13	23,429,853.38
268 Nonhighway and Off-Road Vehicle Activities (NOVA) Program	11,689,688.93		612,893.21	422,028.19	11,880,553.95		11,880,553.95
269 Parks Renewal and Stewardship	36,161,500.27		7,066,740.13	6,963,621.76	36,264,618.64	260,608.62	36,525,227.26
271 Washington State University Operating Fees							
275 Central Washington University Operating Fees							
277 State Agency Parking	361,085.52		1,645.00	228.30	362,502.22		362,502.22
285 Growth Management Planning and Environmental Review	4,731,120.51		400,767.35	167,841.82	4,964,046.04		4,964,046.04
296 Columbia River Basin Water Supply Rev Recovery	6,594,049.67		4,205.52	108,949.07	6,489,306.12		6,489,306.12
315 Dedicated Marijuana Fund	426,332,482.43		48,194,879.50	16,198,968.71	458,328,393.22	60,522.62	458,388,915.84

RECEIPTS AND DISBURSEMENTS FOR TREASURY FUNDS

	May 1, 2021		May 2021		May 31, 2021		
	Beginning Book Balance		Plus Receipts	Less Disbursements	Ending Book Balance	Outstanding Warrants	Ending Cash Balance
SPECIAL REVENUE FUNDS (Continued)							
319 Public Health Supplemental	\$ 2,947,241.14	\$	45,500.72	\$ 236,115.38	\$ 2,756,626.48	\$ 10,000.00	\$ 2,766,626.48
404 State Treasurer's Service	38,076,604.84		1,996,762.50	723,947.91	39,349,419.43	1,993.31	39,351,412.74
408 Coastal Protection	1,585,442.44		45,666.08	20,490.51	1,610,618.01	12,543.65	1,623,161.66
441 Local Government Archives	3,492,333.63		540,530.89	288,775.46	3,744,089.06	33,536.69	3,777,625.75
500 Perpetual Surveillance and Maintenance	48,515,591.24		30,848.37	48,546,439.61	48,546,439.61
507 Oyster Reserve Land	447,034.60		291.03	59,847.14	387,478.49	46,240.00	433,718.49
511 Tacoma Narrows Toll Bridge	7,200,584.49		(7,108,696.21)	(3,743,054.34)	3,834,942.62	274.20	3,835,216.82
513 Derelict Vessel Removal	512,487.21		198,936.44	5,277.66	706,145.99	6.00	706,151.99
532 Washington Housing Trust Fund	59,655,156.99		445,703.55	1,308,274.68	58,792,585.86	7,000.00	58,799,585.86
535 Alaskan Way Viaduct Replacement Project	4,998,042.65		11,361,601.61	(758,416.92)	17,118,061.18	10,214.26	17,128,275.44
549 Election	7,830,705.14		309,128.92	250,397.07	7,889,436.99	7,889,436.99
550 Transportation 2003	(50,091,253.27)		36,718,383.78	189,692.20	(13,562,561.69)	381.89	(13,562,179.80)
562 Skilled Nursing Facility Safety Net Trust	4,513,583.72		1,562.07	(171,082.69)	4,686,228.48	11,204.00	4,697,432.48
564 Water Pollution Control Revolving Administration	9,641,738.53		565,755.21	164,637.38	10,042,856.36	10,042,856.36
565 Yakima Integrated Plan Implementation Revenue Recovery
566 Community Forest Trust	174,653.07		114.21	174,767.28	174,767.28
571 Multiuse Roadway Safety	744,062.31		25,741.35	36.00	769,767.66	769,767.66
595 I-405 and SR-167 Express Toll Lanes	63,611,440.67		15,175.81	(564,366.72)	64,190,983.20	6,536.08	64,197,519.28
600 Department of Retirement Systems Expense	16,540,639.51		4,034,590.10	3,205,559.23	17,369,670.38	97,454.69	17,467,125.07
689 Rural Washington Loan	2,339,699.36		1,517.90	256,326.24	2,084,891.02	2,084,891.02
727 Water Pollution Control Revolving	261,091,405.64		7,088,544.18	2,780,060.61	265,399,889.21	1,113.36	265,401,002.57
733 Capitol Campus Reserve
777 Prostitution Prevention and Intervention	173,466.33		1,229.45	174,695.78	174,695.78
785 State Educational Trust Fund	2,293,988.15		18,627.73	2,083.59	2,310,532.29	2,310,532.29
818 Youth Athletic Facility	185,725.84		118.11	185,843.95	185,843.95
825 Tobacco Settlement
844 Money-Purchase Retirement Savings Administrative
851 Developmental Disabilities Community Services	5,025,527.38		3,195.97	5,028,723.35	5,028,723.35
874 OASI Revolving	233,148.05		38,726.24	11,408.61	260,465.68	0.76	260,466.44
887 Public Facilities Construction Loan Revolving	26,299,209.49		36,104.98	2,257,149.73	24,078,164.74	24,078,164.74
888 Deferred Compensation Administrative	1,802,224.37		(78,570.02)	161,621.56	1,562,032.79	2,525.23	1,564,558.02
893 Radiation Perpetual Maintenance	\$358,662.14		228.09	358,890.23	358,890.23
TOTAL SPECIAL REVENUE FUNDS	\$ 4,795,785,732.77	\$	865,484,172.60	\$ 503,954,515.22	\$ 5,157,315,390.15	\$ 10,933,337.75	\$ 5,168,248,727.90
DEBT SERVICE FUNDS							
303 Highway Bond Retirement	\$ 225,173,073.10	\$	296,277,753.73	\$ 232,912,184.31	\$ 288,538,642.52	\$	\$ 288,538,642.52
304 Ferry Bond Retirement	13,220,989.86		951,722.77	14,172,712.63	14,172,712.63
305 Transportation Improvement Board Bond Retirement	6,177,362.43		2,096,958.70	1,527,250.50	6,747,070.63	6,747,070.63
347 Washington State University Bond Retirement	23,616,957.60		1,348,772.81	(119,458.17)	25,085,188.58	25,085,188.58
348 University of Washington Bond Retirement	18,491,224.72		6,136,947.01	240,541.71	24,387,630.02	24,387,630.02

RECEIPTS AND DISBURSEMENTS FOR TREASURY FUNDS

	May 1, 2021	May 2021		May 31, 2021		
	Beginning Book Balance	Plus Receipts	Less Disbursements	Ending Book Balance	Outstanding Warrants	Ending Cash Balance
DEBT SERVICE FUNDS (Continued)						
380 Debt-Limit General Fund Bond Retirement	\$ 1,700,000.00	\$ 181,478,482.38	\$ 183,152,326.15	\$ 26,156.23	\$	\$ 26,156.23
381 Debt-Limit Reimbursable Bond Retirement
382 Nondebt-Limit General Fund Bond Retirement
383 Nondebt-Limit Reimbursable Bond Retirement	9,904,326.73	9,881,004.50	23,322.23	23,322.23
384 Nondebt-Limit Proprietary Appropriated Bond Retirement
385 Nondebt-Limit Proprietary Nonappropriated Bond Retirement
386 Nondebt-Limit Revenue Bond Retirement
389 Toll Facility Bond Retirement	\$14,862,656.24	1,822,700.76	4,996,875.00	11,688,482.00	11,688,482.00
TOTAL DEBT SERVICE FUNDS	\$ 303,242,263.95	\$ 500,017,664.89	\$ 432,590,724.00	\$ 370,669,204.84	\$	\$ 370,669,204.84
CAPITAL PROJECTS FUNDS						
01L Higher Education Construction	\$	\$	\$	\$	\$	\$
036 Capitol Building Construction	874,181.49	1,182.13	(269,492.43)	1,144,856.05	26,813.79	1,171,669.84
056 State Higher Education Construction	2,470.17	1.57	2,471.74	2,471.74
057 State Building Construction	325,370,730.40	1,566,503.12	102,151,195.79	224,786,037.73	2,494,725.75	227,280,763.48
060 Community and Technical College Capital Projects	21,542,055.46	4,190,731.58	4,085,974.93	21,646,812.11	21,646,812.11
061 Eastern Washington University Capital Projects	4,503,390.02	349,421.74	(6,493.19)	4,859,304.95	4,859,304.95
062 Washington State University Building	2,205,439.15	1,990.61	2,207,429.76	2,207,429.76
063 Central Washington University Capital Projects	5,209,905.74	185,341.53	242,403.68	5,152,843.59	5,152,843.59
064 University of Washington Building	6,928,583.94	6,034,726.64	3,276,519.03	9,686,791.55	9,686,791.55
065 Western Washington University Capital Projects	8,588,219.23	186,381.71	722,470.45	8,052,130.49	8,052,130.49
066 The Evergreen State College Capital Projects	2,954,801.06	183,399.50	(3,160.19)	3,141,360.75	3,141,360.75
075 State Social and Health Services Construction	9,396.39	9,396.39	9,396.39
18B Columbia River Basin Tax Bond Water Supply Development	1,251,391.71	795.82	1,252,187.53	1,252,187.53
245 Public Safety Reimbursable Bond	4.12	4.12	4.12
246 Community and Technical College Forest Reserve	5,157,395.66	5,157,395.66	5,157,395.66
289 Thurston County Capital Facilities	15,439,128.14	344,872.18	211,551.39	15,572,448.93	15,572,448.93
357 Gardner-Evans Higher Education Construction	45,698.05	45,698.05	45,698.05
364 Military Department Capital	1,749,599.88	1,807.29	1,747,792.59	1,747,792.59
367 Chehalis Basin Taxable
373 CORONAVIRUS CAPITAL PROJECTS
TOTAL CAPITAL PROJECTS FUNDS	\$ 401,832,390.61	\$ 13,045,348.13	\$ 110,412,776.75	\$ 304,464,961.99	\$ 2,521,539.54	\$ 306,986,501.53
PERMANENT FUNDS						
04B Natural Resources Real Property Replacement	\$ 6,339,394.41	\$ 4,298.90	\$	\$ 6,343,693.31	\$	\$ 6,343,693.31
601 Agricultural Permanent	631,824.49	(134,881.75)	766,706.24	766,706.24
603 Millersylvania Park Trust	5,753.82	3.65	5,757.47	5,757.47
604 Normal School Permanent	343,429.26	155,476.90	187,952.36	187,952.36
605 Permanent Common School	139,657.51	77,108.81	62,548.70	62,548.70
606 Scientific Permanent	747,137.01	248,812.04	498,324.97	498,324.97

RECEIPTS AND DISBURSEMENTS FOR TREASURY FUNDS

	May 1, 2021	May 2021		May 31, 2021		
	Beginning Book Balance	Plus Receipts	Less Disbursements	Ending Book Balance	Outstanding Warrants	Ending Cash Balance
PERMANENT FUNDS (Continued)						
607 State University Permanent	\$ 152,163.30	\$	\$ 1,036.71	\$ 151,126.59	\$	\$ 151,126.59
TOTAL PERMANENT FUNDS	\$ 8,359,359.80	\$ 4,302.55	\$ 347,552.71	\$ 8,016,109.64	\$	\$ 8,016,109.64
ENTERPRISE FUNDS						
12V PEBB Medical Benefits Admin	\$	\$	\$	\$	\$	\$
401 Correctional Industries	6,893,232.55	8,337,044.80	8,772,681.14	6,457,596.21	141,427.43	6,599,023.64
407 Secretary of State's Revolving	7,948,076.89	787,102.97	631,951.06	8,103,228.80	6,750.00	8,109,978.80
418 State Health Care Authority Administrative	1,385,463.78	1,654,991.00	1,287,806.02	1,752,648.76	4,519.70	1,757,168.46
492 School Employees' Insurance Administrative	(13,637.81)	1,314,147.00	1,144,857.10	155,652.09	155,652.09
578 Lottery Administrative	869,435.93	1,268,586.79	1,336,483.29	801,539.43	5,355.72	806,895.15
608 Accident	22,710,305.18	256,442,753.42	282,197,066.94	(3,044,008.34)	11,957,199.25	8,913,190.91
609 Medical Aid	27,646,877.15	96,450,723.49	124,394,413.34	(296,812.70)	3,455,403.62	3,158,590.92
610 Accident Reserve	119,934.64	79,058,345.94	79,525,392.81	(347,112.23)	3,364,412.57	3,017,300.34
881 Supplemental Pension	12,801,015.92	140,587,256.16	156,332,386.88	(2,944,114.80)	1,978,803.57	(965,311.23)
883 Second Injury	\$62,549,915.96	2,585,812.32	115,044.54	65,020,683.74	35,924.16	65,056,607.90
TOTAL ENTERPRISE FUNDS	\$ 142,910,620.19	\$ 588,486,763.89	\$ 655,738,083.12	\$ 75,659,300.96	\$ 20,949,796.02	\$ 96,609,096.98
INTERNAL SERVICE FUNDS						
006 Public Records Efficiency, Preservation & Access	\$ 2,324,387.42	\$ 300,999.62	\$ 334,533.03	\$ 2,290,854.01	\$ 829.00	\$ 2,291,683.01
405 Legal Services Revolving	24,851,075.82	14,072,392.42	17,016,742.87	21,906,725.37	493,523.86	22,400,249.23
410 Transportation Equipment	31,976,032.01	885,173.44	1,971,587.26	30,889,618.19	852.00	30,890,470.19
415 Personnel Service	13,117,099.47	2,020,074.52	592,315.21	14,544,858.78	287.28	14,545,146.06
455 Higher Education Personnel Service	471,579.45	281,457.00	119,651.45	633,385.00	94.59	633,479.59
468 OFM Central Service	877,373.47	60,617.23	218,867.06	719,123.64	719,123.64
483 Auditing Services Revolving	(382,322.68)	615,329.74	640,845.62	(407,838.56)	1,298.07	(406,540.49)
484 Administrative Hearings Revolving	(\$2,174,427.33)	5,523,967.80	2,494,798.50	854,741.97	854,741.97
TOTAL INTERNAL SERVICE FUNDS	\$ 71,060,797.63	\$ 23,760,011.77	\$ 23,389,341.00	\$ 71,431,468.40	\$ 496,884.80	\$ 71,928,353.20
PENSION TRUST FUNDS						
614 Volunteer Firefighters' Relief and Pension Principal	\$ 11,159,981.71	\$ 38,371.56	\$ 1,098,515.50	\$ 10,099,837.77	\$ 40,895.56	\$ 10,140,733.33
615 State Patrol - Plan1	939,799.19	7,168,973.21	7,126,925.33	981,847.07	19,198.44	1,001,045.51
616 Judges' Retirement	1,323,202.17	851.67	21,402.43	1,302,651.41	1,302,651.41
630 State Patrol - Plan 2	410,121.19	1,622,301.82	1,614,074.15	418,348.86	418,348.86
631 Public Employees' Retirement System Plan 1	8,976,275.80	164,163,247.48	163,213,828.60	9,925,694.68	161,723.74	10,087,418.42
632 Teachers' Retirement System Plan 1	6,695,725.33	118,808,360.53	118,384,510.18	7,119,575.68	169,782.01	7,289,357.69
633 School Employees' Retirement System Combined Plan 2 & 3	7,070,600.33	62,619,254.57	62,997,966.61	6,691,888.29	61,680.82	6,753,569.11
635 Public Safety Employees Retirement System Plan 2	447,972.02	11,313,419.92	11,272,194.49	489,197.45	6,567.19	495,764.64
641 Public Employees' Retirement System Combined Plan 2 & 3	17,959,604.15	352,374,024.45	353,798,138.92	16,535,489.68	755,162.60	17,290,652.28
642 Teachers' Retirement System Combined Plan 2 and 3	18,913,051.29	188,316,423.87	187,543,603.92	19,685,871.24	251,161.10	19,937,032.34
661 Higher Ed Retirement Plan Supplemental Benefit-UW	12.16	592,177.44	592,177.08	12.52	12.52

RECEIPTS AND DISBURSEMENTS FOR TREASURY FUNDS

	May 1, 2021	May 2021		May 31, 2021		
	Beginning Book Balance	Plus Receipts	Less Disbursements	Ending Book Balance	Outstanding Warrants	Ending Cash Balance
PENSION TRUST FUNDS (Continued)						
662 Higher Ed Retirement Plan Supplemental Benefit -WSU	\$	\$ 86,853.80	\$ 86,853.80	\$	\$	\$
663 Higher Ed Retirement Plan Supplemental Benefit-EWU	7,138.04	14,284.10	14,252.84	7,169.30	7,169.30
664 Higher Ed Retirement Plan Supplemental Benefit-CWU	16,999.12	16,999.12
665 Higher Ed Retirement Plan Supplemental Benefit-TESC	3,891.51	3,891.51
667 Higher Ed Retirement Plan Supplemental Benefit-WWU	20,752.83	20,752.83
668 Higher Ed Retirement Plan Supplemental Benefit -SBCTC	75,669.50	74,188.84	1,480.66	1,480.66
722 Deferred Compensation Principal	3,794,228.13	59,415,736.00	58,677,925.33	4,532,038.80	2,540.46	4,534,579.26
729 Judicial Retirement Principal	10,178.27	3,186.33	3,179.71	10,184.89	10,184.89
819 LEOFF Plan 1 Retirement	2,745,615.86	31,371,286.89	31,011,587.91	3,105,314.84	65,143.10	3,170,457.94
829 LEOFF Plan 2 Retirement	5,132,526.08	67,648,265.09	67,688,980.32	5,091,810.85	791,394.81	5,883,205.66
882 Washington Judicial Retirement System	\$9,924,821.04	10,338.75	612,330.34	9,322,829.45	9,322,829.45
TOTAL PENSION TRUST FUNDS	\$ 95,510,852.76	\$ 1,065,684,670.44	\$ 1,065,874,279.76	\$ 95,321,243.44	\$ 2,325,249.83	\$ 97,646,493.27
CUSTODIAL FUNDS						
01P Suspense	\$ 24,868,424.91	\$ 2,419,161,855.24	\$ 2,381,783,997.65	\$ 62,246,282.50	\$ 141,451.76	\$ 62,387,734.26
01R Undistributed Receipts	1,875,617.54	1,875,617.54	1,875,617.54
01T Local Leasehold Excise Tax	2,237,695.76	(4,983,951.61)	7,221,647.37	7,221,647.37
034 Local Sales and Use Tax
035 STATE PAYROLL REVOLVING ACCOUNT	8,919,562.43	576,046,300.26	567,113,021.08	17,852,841.61	2,374,011.05	20,226,852.66
768 Local Real Estate Excise Tax
795 State Investment Board Commingled Monthly Bond	1,296.67	1,296.67
865 State Investment Board Commingled Trust	24,280.56	24,280.56
877 OASI Contribution
TOTAL CUSTODIAL FUNDS	\$ 37,901,300.64	\$ 2,995,233,732.73	\$ 2,943,938,644.35	\$ 89,196,389.02	\$ 2,515,462.81	\$ 91,711,851.83
TOTAL TREASURY FUNDS	\$ \$6,842,473,570.46	\$ 13,761,020,901.25	\$ 9,395,513,247.71	\$ 11,207,981,224.00	\$ 106,402,873.96	\$ 11,314,384,097.96

RECEIPTS AND DISBURSEMENTS FOR TREASURER'S TRUST FUNDS

	May 1, 2021	May 2021		May 31, 2021		
	Beginning Book Balance	Plus Receipts	Less Disbursements	Ending Book Balance	Outstanding Warrants	Ending Cash Balance
GENERAL FUND						
06N Local Tax Administration	\$	\$	\$	\$	\$	\$
07F Commercial Fisheries Buyback
08B Foster Care Endowed Scholarship Trust	16,387.81	10.42	16,398.23	16,398.23
08E Individual Development Account Program	2,050.50	1.30	2,051.80	2,051.80
08N State Financial Aid	53,957,769.53	24,577,712.91	32,099,402.99	46,436,079.45	4,090.93	46,440,170.38
08T Transportation Innovative Partnership
10V Invasive Species Council
11M Poet Laureate	115.55	115.55	115.55
11R Hospital Infection Control Grant
12L Outdoor Education and Recreation Prog	650,368.86	650,368.86	650,368.86
12P Geoduck Aquaculture Research	126,800.09	47,214.21	79,585.88	79,585.88
131 Fair	2,224,490.95	1,416.45	20,432.07	2,205,475.33	14,614.83	2,220,090.16
14N Legislative Oral History	25,500.20	25,500.20	25,500.20
14P Skeletal Human Remains Assistance	290,642.30	290,642.30	290,642.30
15B Food Animal Vet Scholarship
15N Business Assistance
16F Washington State Flag
16K Mortgage Recovery
16R Multiagency Permitting Team	97,839.57	62.22	97,901.79	97,901.79
17R Aerospace Training Student Loan	242,301.46	7,014.67	3,397.00	245,919.13	8.36	245,927.49
18C Native Education Public-Private Partnership
18F High School Completion
18G Opportunity Scholarship Match Transfer	65,017.62	65,017.62	65,017.62
18K 24/7 Sobriety	22,371.51	797.22	23,168.73	23,168.73
18V Science, Technology, Engineering and Math Education Lighthouse
19J Universal Communications Services	111,349.12	2,002.76	109,346.36	109,346.36
20L Early Start
21J Gina Grant Bull Memorial Legislative Page Scholarship	53,314.95	33.91	53,348.86	53,348.86
21K Skilled Worker Awareness Grant Program	11,703.19	11,275.23	427.96	427.96
21L Low-Income Home Rehab Revolving Loan Program	77,952.33	49.58	78,001.91	78,001.91
21T Suicide-Safer Homes Project	25,000.01	25,000.01	25,000.01
22A State Agency Office Relocation Pool	8,717,957.46	53,349.73	700,177.71	8,071,129.48	1,141.92	8,072,271.40
22B Highway Worker Memorial Scholarship
22S Landlord Mitigation Program	1,304,188.68	159,481.18	217,648.51	1,246,021.35	60,550.27	1,306,571.62
22V Medical Student Loan	743,479.24	743,479.24	743,479.24
23B Rural Jobs Program Match Transfer
23E Washington History Day	88,671.94	56.33	88,728.27	88,728.27
23F Open Educational Resources
23L Indian Health Improvement Reinvestment	(179,756.94)	(143.49)	23,088.88	(202,989.31)	(202,989.31)

RECEIPTS AND DISBURSEMENTS FOR TREASURER'S TRUST FUNDS

	May 1, 2021	May 2021		May 31, 2021		
	Beginning Book Balance	Plus Receipts	Less Disbursements	Ending Book Balance	Outstanding Warrants	Ending Cash Balance
GENERAL FUND (Continued)						
24A Behavioral Health Loan Repayment Program	\$ 1,777,022.51	\$	\$	\$ 1,777,022.51	\$	\$ 1,777,022.51
24F Veterans Service Officer
24W Undocumented Student Support Loan Match
25B UNEMPLOYMENT INSURANCE RELIEF
290 Savings Incentive	1,959,700.48	(10,000.00)	1,969,700.48	1,969,700.48
447 Information Technology Investment Revolving	37,313,048.52	6,437,590.88	30,875,457.64	8,580.52	30,884,038.16
490 Regional Transportation Investment District
514 Agricultural Conservation Easements
534 Washington Graduate Fellowship Trust	489.80	489.80	489.80
551 Washington Youth and Families	124,634.31	124,634.31	124,634.31
552 Conservation Assistance Revolving	447,708.25	1,501.00	449,209.25	449,209.25
653 Washington Distinguished Professorship Trust
703 COVID-19 Unemployment
704 COVID-19 PUBLIC HEALTH RESPONSE	615,193,486.33	7,540,009.61	8,012,580.52	614,720,915.42	64,538.95	614,785,454.37
743 College Faculty Awards Trust	186.14	186.14	186.14
747 Health Professional Loan Repayment & Scholarship Program	7,850,961.20	50,308.86	249,044.55	7,652,225.51	13,221.83	7,665,447.34
748 Higher Education Coord. Board for Innovation and Quality
781 Cross-State Trail	473.10	473.10	473.10
793 Health Insurance Pool
817 Stadium and Exhibition Center Construction
835 Four Year Student Child Care in Higher Education	\$61,185.08	33,050.00	28,135.08	28,135.08
TOTAL GENERAL FUND	\$ 733,404,411.65	\$ 32,391,661.90	\$ 47,846,905.31	\$ 717,949,168.24	\$ 166,747.61	\$ 718,115,915.85
SPECIAL REVENUE FUNDS						
01F Crime Victims' Compensation	\$ 1,699,317.81	\$ 469,053.21	\$	\$ 2,168,371.02	\$	\$ 2,168,371.02
03K Industrial Insurance Premium Refund	5,171,451.94	2,292,933.05	1,382,073.01	6,082,311.98	6,082,311.98
04F Real Estate Education Program	697,091.05	506.28	94.25	697,503.08	697,503.08
06H Oral History, State Library, and Archives	46,064.85	16,189.98	17,621.39	44,633.44	44,633.44
06J Securities Prosecution	777,372.23	(14,805.34)	705.57	761,861.32	2,291.41	764,152.73
07A Mortgage Lending Fraud Prosecution	385,502.08	46,422.00	35,050.00	396,874.08	70,100.00	466,974.08
07B Organ and Tissue Donation Awareness	59,015.28	55,617.12	114,632.40	114,632.40
07E Contract Harvesting Revolving	16,059,733.72	13,078.28	1,592,395.43	14,480,416.57	236,708.82	14,717,125.39
07J "Helping Kids Speak"	2,881.67	2,352.00	1,759.33	3,474.34	3,474.34
07K Special License Plate Applicant Trust	12,206.00	12,206.00	12,206.00
07L Legislative International Trade	77.33	77.33	77.33
07N Produce Railcar Pool	50.66	0.03	50.69	50.69
07T Commemorative Works	3,466.35	2.20	3,468.55	3,468.55
07V Fish and Wildlife Enforcement Reward	190,495.50	14,545.96	19,210.61	185,830.85	185,830.85
08C Gonzaga University Alumni Association	6,499.37	4,722.67	4,440.34	6,781.70	6,781.70

RECEIPTS AND DISBURSEMENTS FOR TREASURER'S TRUST FUNDS

	May 1, 2021		May 2021		May 31, 2021		
	Beginning Book Balance		Plus Receipts	Less Disbursements	Ending Book Balance	Outstanding Warrants	Ending Cash Balance
SPECIAL REVENUE FUNDS (Continued)							
08F Lighthouse Environmental Programs	\$ 13,848.31	\$	7,324.35	\$ 8,752.34	\$ 12,420.32	\$	\$ 12,420.32
08G Flexible Spending Administrative	2,519,660.52		68,691.00	109,161.03	2,479,190.49	2,479,190.49
08J Prescription Drug Consortium	32,187.57		3,675.56	28,512.01	28,512.01
08L "Ski & Ride Washington"	3,511.90		2,821.00	2,942.34	3,390.56	3,390.56
08P State Parks Education and Enhancement	403,980.08		13,510.00	31,853.20	385,636.88	385,636.88
08V Veterans Stewardship	785,907.21		58,337.06	42,498.45	801,745.82	8.87	801,754.69
08W "Washington's National Park Fund"	27,535.58		23,828.00	22,614.68	28,748.90	28.00	28,776.90
098 Eastern Washington Pheasant Enhancement	573,358.08		46,186.11	10,700.00	608,844.19	5,000.00	613,844.19
09A We Love Our Pets	12,700.24		4,645.68	5,023.67	12,322.25	12,322.25
09B Boating Safety Education Certification	737,285.49		29,520.00	6,786.62	760,018.87	835.00	760,853.87
09J Washington Coastal Crab Pot Buoy Tag	222,025.38		24,707.83	197,317.55	197,317.55
09K Life Sciences Discovery	1,595,696.56		8,322.33	1,604,018.89	1,604,018.89
09L Nursing Resource Center	412,394.55		56,976.00	143,116.12	326,254.43	326,254.43
10F "Share the Road"	17,536.38		6,932.35	6,631.34	17,837.39	17,837.39
11A Employment Training Finance	366,766.96		1,310.42	368,077.38	368,077.38
11J Electronic Products Recycling	872,317.68		35,669.11	836,648.57	836,648.57
11P Large On-Site Sewage Systems
11V Veteran Estate Management	8,762.47		30,054.11	32,557.66	6,258.92	156.58	6,415.50
126 Agricultural Local	20,857,954.71		2,070,318.16	2,686,789.44	20,241,483.43	102,372.87	20,343,856.30
128 Grain Inspection Revolving	1,098,435.25		1,555,373.72	1,383,512.15	1,270,296.82	2,072.61	1,272,369.43
12E Assisted Living Facility Management	492,083.52		(1,913.63)	493,997.15	493,997.15
12F Manufactured/Mobile Home Dispute Resol	2,435,618.31		20,591.25	52,003.66	2,404,205.90	2,404,205.90
12G Rockfish Research	422,143.70		37,130.54	16,680.79	442,593.45	0.50	442,593.95
12H Uniformed Service Shared Leave Pool	906,574.75		6,507.49	900,067.26	900,067.26
12N Get Ready For Math & Science Schlarshp	234,466.78		2,359.79	236,826.57	236,826.57
133 Children's Trust	567,252.94		3,418.45	23,557.54	547,113.85	30.00	547,143.85
14E Washington State Library Operations	6,250,806.01		762,271.30	475,889.63	6,537,187.68	1,264.29	6,538,451.97
14W Reduced Cigarette Ignition Propensity	706,500.45		76,697.49	1,121.89	782,076.05	225.00	782,301.05
15A Transitional Housing Oper & Rent	0.41		0.41	0.41
15T Broadband Mapping
15V Funeral and Cemetery	434,058.28		24,918.00	(565.36)	459,541.64	260.00	459,801.64
15W Guaranteed Asset Protection Waiver	19,750.00		19,750.00	19,750.00
163 Worker and Community Right to Know	2,812,765.32		16,208.97	123,766.99	2,705,207.30	413.70	2,705,621.00
169 Horse Racing Commission Operating	544,748.82		240,625.52	128,442.27	656,932.07	428.80	657,360.87
16B Landscape Architects' License	248,298.06		15,615.00	14,332.98	249,580.08	249,580.08
16E Spec Forest Products Outreach/Education	72,289.30		429.94	72,719.24	72,719.24
16G Universal Vaccine Purchase	7,797,453.79		6,220,746.28	9,424,149.30	4,594,050.77	1,542,990.90	6,137,041.67
16L Accessible Communities	666,182.41		20,571.87	12,199.52	674,554.76	674,554.76
16N Disabled Veterans Assistance

RECEIPTS AND DISBURSEMENTS FOR TREASURER'S TRUST FUNDS

	May 1, 2021		May 2021		May 31, 2021		
	Beginning Book Balance		Plus Receipts	Less Disbursements	Ending Book Balance	Outstanding Warrants	Ending Cash Balance
SPECIAL REVENUE FUNDS (Continued)							
16T Product Stewardship Programs	\$ 300,069.39	\$	\$ 2,808.35	\$ 2,808.35	\$ 297,261.04	\$	\$ 297,261.04
17L Foreclosure Fairness	776,983.17		44,601.07	17,237.51	804,346.73		804,346.73
17M Individual-Based/Portable Background Check Clearance	872,477.33		24,444.00	1,346.79	895,574.54	252.00	895,826.54
17V Volunteer Firefighters	7,307.99		2,587.68	4,204.66	5,691.01		5,691.01
180 Local Government Administrative Hearings	240,828.13			1,720.00	239,108.13		239,108.13
189 Clarke-McNary
18A Investing In Innovation	34,347.09				34,347.09		34,347.09
18E Educator Certification Processing	1,630,001.14		263,577.79	324,368.35	1,569,210.58	1,961.17	1,571,171.75
18M Music Matters Awareness	7,973.00		5,422.67	6,097.01	7,298.66		7,298.66
18N Damage Prevention	152,659.60		12,700.00		165,359.60		165,359.60
18R Seattle Sounders FC	7,903.93		4,790.32	5,592.99	7,101.26		7,101.26
190 Forest Fire Protection Assessment	7,992,351.69		1,372.36	(2,645,816.71)	10,639,540.76	83,361.99	10,722,902.75
193 State Forest Nursery Revolving	692,772.02		613.60	64,984.95	628,400.67	631.84	629,032.51
195 Energy	219.31		0.14		219.45		219.45
197 Statute Law Committee Publications	875,786.73			1,300.10	874,486.63	65.18	874,551.81
198 Access Road Revolving	8,293,674.30		1,563.13	(64,920.53)	8,360,157.96	26,838.37	8,386,996.33
19B School for the Blind	2,854,955.98		339,471.56	191,575.14	3,002,852.40	190.00	3,003,042.40
19E 4-H Program	483.00		401.33	511.00	373.33		373.33
19F Seattle Seahawks	90,506.40		33,092.30	28,295.00	95,303.70		95,303.70
19H Center for Deaf/Hard of Hearing Youth	1,890,213.45		54,837.60		1,945,051.05		1,945,051.05
19M Seattle University	43,001.01		557.67		43,558.68		43,558.68
19P Child Rescue	45,088.59		2,074.92		47,163.51		47,163.51
19R Residential Services and Support	111,224.48			(284.85)	111,509.33		111,509.33
19W Wolf-Livestock Conflict	249,906.73			800.00	249,106.73		249,106.73
205 Mobile Home Park Relocation	3,120,941.81		107,327.74	24,408.39	3,203,861.16	11,070.81	3,214,931.97
206 Cost of Supervision	1,153,709.36		213,837.72	136,525.01	1,231,022.07	3,667.37	1,234,689.44
209 Regional Fisheries Enhancement Group	1,308,271.14		155,780.98	47,222.25	1,416,829.87	0.10	1,416,829.97
20A State Flower	2,926.00		2,571.33	2,415.00	3,082.33		3,082.33
20D CPA Scholarship Transfer	175,000.00				175,000.00		175,000.00
20E WA Internet Crimes Against Children	998,000.00				998,000.00		998,000.00
20G Washington Farmers and Ranchers	690.67		275.33	350.00	616.00	350.00	966.00
20K Licensing & Enforcement System Modernization
20P Nursing Facility Quality Enhancement	3,683,326.04			(24,745.99)	3,708,072.03		3,708,072.03
20W Washington Tennis	9,129.10		56.00		9,185.10		9,185.10
210 Fire Protection Contractor License	709,938.83		13,928.71	58,203.21	665,664.33	225.00	665,889.33
213 Veterans' Emblem	19,532.44		322.00		19,854.44		19,854.44
214 Temporary Worker Housing	93,970.03		7,208.00	28,404.45	72,773.58		72,773.58
219 Air Operating Permit	3,491,125.34			58,751.62	3,432,373.72		3,432,373.72
21A Washington State Wrestling	625.33		672.00	597.33	700.00		700.00

RECEIPTS AND DISBURSEMENTS FOR TREASURER'S TRUST FUNDS

	May 1, 2021		May 2021		May 31, 2021		
	Beginning Book Balance		Plus Receipts	Less Disbursements	Ending Book Balance	Outstanding Warrants	Ending Cash Balance
SPECIAL REVENUE FUNDS (Continued)							
21C Washington Sexual Assault Kit	\$ 699,688.48	\$	444.97	\$	\$ 700,133.45	\$	\$ 700,133.45
21F Fred Hutch	700.00		702.34	700.00	702.34	702.34
21G Washington State Aviation	107,706.42		3,301.67	111,008.09	111,008.09
21N NE WA Wolf-Livestock Management	328,131.75		59.46	328,191.21	328,191.21
21Q Forest Health Revolving	21,841,289.80		14,889.28	(1,343,247.71)	23,199,426.79	44,935.12	23,244,361.91
21U Veteran's In-State Service Shared Leave Pool	140,120.82		436.68	139,684.14	139,684.14
21W K-12 Criminal Background Check	170,606.48		138,762.50	61,311.72	248,057.26	135.75	248,193.01
225 Fingerprint Identification	2,472,777.15		789,352.25	1,018,926.91	2,243,202.49	269,922.22	2,513,124.71
22G Photovoltaic Module Recycling	470.91		(85.27)	556.18	556.18
22H Foster Parent Shared Leave Pool	92,506.92		1,587.46	(11,149.98)	105,244.36	105,244.36
22K Watershed Restoration Enhancement	489,800.00		14,350.00	504,150.00	504,150.00
22L Public Use General Aviation Airport Loan Revolving	3,347,632.85		10,281.75	3,337,351.10	3,337,351.10
22N Fish and Wildlife Federal Lands Revolving
22P Natural Resources Federal Lands Revolving	6,036,640.05		4,785.94	32,534.37	6,008,891.62	6,008,891.62
22Q Seattle Mariners	9,688.34		2,156.00	11,844.34	11,844.34
23A Student Loan Advocate	59,312.15		14,973.61	44,338.54	44,338.54
23C Department of Licensing Tuition Recovery	78,199.23		49.73	78,248.96	78,248.96
23D Student Achievement Council Tuition Recovery Trust
23K Smoke Detection Device Awareness	36,533.32		36,533.32	36,533.32
23M County Road Administration Board Emergency Loan	1,551.50		0.99	1,552.49	1,552.49
23U Compostable Products Revolving
24C San Juan Islands Programs	2,464.00		2,347.33	2,576.00	2,235.33	2,235.33
24D Seattle Storm	1,766.34		112.00	1,878.34	1,878.34
24E Washington State Library-Archives Building	9,113,045.78		540,391.37	9,653,437.15	9,653,437.15
24G Hemp Regulatory	377,692.52		22,028.11	11,742.30	387,978.33	387,978.33
24R ENERGY INDEPENDENCE ACT SPECIAL
24S Seattle NHL Hockey		7,672.00	7,672.00	7,672.00
24T State Firearms Background Check System	8,620,891.00		625.00	8,620,266.00	8,620,266.00
259 Coastal Crab	113,130.11		3,911.03	109,219.08	1,786.88	111,005.96
25A Washington Apples	2,393.99		1,680.00	2,505.99	1,568.00	2,505.99	4,073.99
274 Adult Family Home	664,894.36		19,279.75	645,614.61	9,968.00	655,582.61
281 Impaired Driving Safety	(267,204.27)		144,112.50	94.50	(123,186.27)	(123,186.27)
283 Juvenile Accountability Incentive	311,574.56		198.15	311,772.71	311,772.71
297 Pipeline Safety	3,388,211.65		28,185.27	217,373.43	3,199,023.49	3,199,023.49
298 Geologists'	212,889.37		21,105.00	3,148.59	230,845.78	335.00	231,180.78
300 Financial Services Regulation	43,546,268.17		1,606,629.17	2,427,945.86	42,724,951.48	15,568.74	42,740,520.22
320 Puget Sound Crab Pot Buoy Tag	41,324.89		31,145.68	10,179.21	10,179.21
328 Crim Justice Training Commis Firing Range Maintenance	174,461.00		174,461.00	174,461.00
416 Surplus and Donated Food Commodities Revolving	3,743,893.83		732,310.02	174,332.95	4,301,870.90	4,301,870.90

RECEIPTS AND DISBURSEMENTS FOR TREASURER'S TRUST FUNDS

	May 1, 2021		May 2021		May 31, 2021		
	Beginning Book Balance		Plus Receipts	Less Disbursements	Ending Book Balance	Outstanding Warrants	Ending Cash Balance
SPECIAL REVENUE FUNDS (Continued)							
424 Anti-Trust Revolving	\$ 1,054,691.40	\$	\$ 243,917.70	\$ 810,773.70	\$ 342.47	\$ 811,116.17	
474 School Employees Flexible & Dependent Care Administration	251,469.68	(163,744.87)	36,119.83	51,604.98	51,604.98	
480 Financial Education Public-Private Partnership	109,541.17	5,000.00	114,541.17	114,541.17	
485 Horse Racing Owners' Bonus/Breeder Awards	115,396.17	71.33	115,467.50	1,029.09	116,496.59	
495 Toll Collection	28,107,406.69	13,283,607.94	14,593,459.78	26,797,554.85	82,137.29	26,879,692.14	
496 Educator Conditional Scholarship	4,309,715.24	18,493.13	61,075.60	4,267,132.77	12,000.00	4,279,132.77	
497 Horse Racing Commission Class C Purse Fund	114,184.10	3,372.52	117,556.62	117,556.62	
498 Washington State Council of Fire Fighters Benevolent	18,891.37	12,499.68	13,003.68	18,387.37	18,387.37	
499 Law Enforcement Memorial	55,177.06	27,487.44	30,326.34	52,338.16	52,338.16	
501 Liquor Revolving	37,730,532.94	14,538,875.37	3,538,094.88	48,731,313.43	116,305.50	48,847,618.93	
503 Tuition Recovery	3,992,588.98	22,740.75	10,015.62	4,005,314.11	1,341.00	4,006,655.11	
515 DNA Data Base	614,386.08	46,533.40	10,198.31	650,721.17	650,721.17	
516 Fruit and Vegetable Inspection	9,172,755.13	1,210,008.54	1,354,132.66	9,028,631.01	1,203.98	9,029,834.99	
536 Federal Food Service Revolving	2,214,952.58	35,033,049.73	35,079,104.20	2,168,898.11	290,786.82	2,459,684.93	
553 Performance Audits of Government	9,112,824.26	1,744,811.14	1,679,087.05	9,178,548.35	3,118.48	9,181,666.83	
561 Community Technical College Innovation	4,241,751.11	1,161,232.27	938,133.52	4,464,849.86	4,464,849.86	
687 Rural Rehabilitation	111,816.00	71.10	111,887.10	111,887.10	
688 Federal Local Rail Service Assistance	82,360.87	52.73	82,413.60	82,413.60	
731 Child Care Facility Revolving	74,404.90	47.31	74,452.21	74,452.21	
732 Nursing Home Civil Penalties	1,767,428.32	(30,950.00)	1,798,378.32	1,798,378.32	
746 Hanford Area Economic Investment	84,248.51	84,248.51	84,248.51	
749 Governor's Interagency Committee of State Employed Women	116,603.84	4,520.00	112,083.84	112,083.84	
761 Basic Health Plan Subscription	250,744.09	250,744.09	250,744.09	
763 Center for the Improvement of Student Learning	35,600.68	35,600.68	35,600.68	
773 Commission on Higher Ed Prof Student Ex Program	51,200.00	51,200.00	51,200.00	
774 University of Washington License Plate	123,885.50	25,748.31	149,633.81	149,633.81	
776 Washington State University License Plate	294,930.99	59,350.64	294,930.99	59,350.64	59,350.64	
778 Western Washington University License Plate	1,453.67	1,283.33	2,737.00	2,737.00	
779 Eastern Washington University License Plate	93,483.50	3,794.00	97,277.50	97,277.50	
780 School Zone Safety Account	1,281,395.79	20,974.10	4,353.25	1,298,016.64	1,298,016.64	
783 Central Washington University License Plate	17,432.30	2,032.33	19,464.63	19,464.63	
784 Miscellaneous Transportation Programs	(7,081,602.12)	13,658,756.11	16,463,616.44	(9,886,462.45)	90,250.12	(9,796,212.33)	
786 The Evergreen State College License Plate	19,645.38	532.00	20,177.38	20,177.38	
789 Advanced Environmental Mitigation Revolving	2,178,410.28	8,519.05	2,186,929.33	2,186,929.33	
816 Stadium and Exhibition Center	43,339,591.84	3,739,761.21	47,079,353.05	47,079,353.05	
821 Impaired Physician	284,746.27	166,152.00	6,633.10	444,265.17	150.00	444,415.17	
823 Livestock Nutrient Management	25,873.62	750.00	26,623.62	26,623.62	
833 Developmental Disabilities Endowment Trust	3,913,587.22	658,787.21	376,603.64	4,195,770.79	206,385.00	4,402,155.79	
834 Capitol Furnishings Preservation Committee	28,731.74	28,731.74	28,731.74	

RECEIPTS AND DISBURSEMENTS FOR TREASURER'S TRUST FUNDS

	May 1, 2021		May 2021		May 31, 2021		
	Beginning Book Balance		Plus Receipts	Less Disbursements	Ending Book Balance	Outstanding Warrants	Ending Cash Balance
SPECIAL REVENUE FUNDS (Continued)							
878 Federal Forest Revolving	\$ 10.36	\$	4,034.51	\$	4,044.87	\$	4,044.87
880 Advance Right-of-Way Revolving	32,061,289.90		377,368.86		32,438,658.76		32,438,658.76
884 Gambling Revolving	14,344,878.18		1,254,592.81	1,193,364.57	14,406,106.42	9,441.64	14,415,548.06
885 Plumbing Certificate	896,834.59		87,875.38	179,359.83	805,350.14	113.00	805,463.14
892 Pressure Systems Safety	\$492,004.80		203,162.86	152,226.41	542,941.25	718.97	543,660.22
TOTAL SPECIAL REVENUE FUNDS	\$ 424,290,312.61	\$	106,915,337.81	\$ 95,069,156.13	\$ 436,136,494.29	\$ 3,254,282.24	\$ 439,390,776.53
CAPITAL PROJECTS FUNDS							
366 Watershed Restoration Enhancement Bond	\$ (4,149,365.90)	\$		\$ 215,270.47	\$ (4,364,636.37)	\$ 20,489.11	\$ (4,344,147.26)
377 Watershed Restoration Enhancement Taxable Bond							
TOTAL CAPITAL PROJECTS FUNDS	\$ -4,149,365.90	\$		\$ 215,270.47	\$ -4,364,636.37	\$ 20,489.11	\$ (4,344,147.26)
PERMANENT FUNDS							
842 American Indian Scholarship Endowment	\$ 298,074.19	\$	665.71	\$ 476.15	\$ 298,263.75	\$	\$ 298,263.75
852 Foster Care Scholarship Endowment	\$3,864.01		2.46		3,866.47		3,866.47
TOTAL PERMANENT FUNDS	\$ 301,938.20	\$	668.17	\$ 476.15	\$ 302,130.22	\$	\$ 302,130.22
ENTERPRISE FUNDS							
22E Family and Medical Leave Enforcement	\$ 408,407.02	\$	1,117.13	\$	409,524.15	\$	\$ 409,524.15
22F Family and Medical Leave Insurance	295,245,955.19		147,097,963.28	69,686,116.78	372,657,801.69	531,905.73	373,189,707.42
413 Municipal Revolving	2,349,380.45		2,643,190.24	2,581,960.44	2,410,610.25	7,381.39	2,417,991.64
438 Uniform Dental Plan Benefits Administration	571,334.13		543,744.00		1,115,078.13		1,115,078.13
439 Uniform Medical Plan Benefits Administration	5,313,659.67		5,069,436.00	1,107,133.36	9,275,962.31		9,275,962.31
442 Legislative Gift Center	107,384.16		1,734.33	593.17	108,525.32		108,525.32
445 Self-Insured Emplr Overpytm Reimb	(56,893.19)		48,791.94		(8,101.25)		(8,101.25)
446 Industrial Insurance Rainy Day Fund							
449 Certificates of Participation and Other Financing - Local	1,772,222.89		3,575,620.16	5,002,549.01	345,294.04	339,197.00	684,491.04
456 Separately Managed State Treasurer's Service	72,359.40		10,768.11	5,383.10	77,744.41		77,744.41
470 Imaging	86,490.27		42,597.01	39,825.40	89,261.88		89,261.88
473 School Employees Insurance Reserve	49,042,476.78		(436,811.56)		48,605,665.22		48,605,665.22
475 School Employees Dental Benefits Administration	(35,796.98)		419,130.00		383,333.02		383,333.02
477 Lottery Investment							
493 School Employees' Insurance	120,245,789.37		147,129,294.64	225,978,324.27	41,396,759.74	306,795.01	41,703,554.75
494 School Employees' Benefits Board Administration	312,593.05		2,783,644.00	370,233.13	2,726,003.92		2,726,003.92
543 Judicial Information Systems	(1,388,826.25)		1,441,719.03	1,690,230.62	(1,637,337.84)	3,218.99	(1,634,118.85)
544 Pollution Liability Insurance Program Trust	32,589,958.43		2,295,577.21	1,395,093.92	33,490,441.72	87,308.28	33,577,750.00
545 Heating Oil Pollution Liability Trust	2,252,332.32		80,018.57	69,162.66	2,263,188.23	8.10	2,263,196.33
567 Long-Term Services and Supports Trust	9,375,020.21		6,433.08	909,308.92	8,472,144.37		8,472,144.37
721 Public Employees' and Retirees' Insurance	262,399,419.70		189,114,557.12	238,271,146.61	213,242,830.21	1,317,811.80	214,560,642.01
730 Public Employees' and Retirees' Insurance Reserve	177,210,628.79		(1,887,303.36)		175,323,325.43		175,323,325.43

RECEIPTS AND DISBURSEMENTS FOR TREASURER'S TRUST FUNDS

	May 1, 2021		May 2021		May 31, 2021		
	Beginning Book Balance		Plus Receipts	Less Disbursements	Ending Book Balance	Outstanding Warrants	Ending Cash Balance
ENTERPRISE FUNDS (Continued)							
788 Advanced College Tuition Payment Program	\$ 2,909,849.16		\$ 13,035,314.46	\$ 13,532,471.39	\$ 2,412,692.23	\$ 1,030,712.51	\$ 3,443,404.74
TOTAL ENTERPRISE FUNDS	\$ 960,783,744.57		\$ 513,016,535.39	\$ 560,639,532.78	\$ 913,160,747.18	\$ 3,624,338.81	\$ 916,785,085.99
INTERNAL SERVICE FUNDS							
411 Natural Resources Equipment	\$ 10,400,436.47		\$ 1,734.53	\$ (82,655.66)	\$ 10,484,826.66	\$ 123,869.90	\$ 10,608,696.56
421 Education Technology Revolving Fund	3,661,356.96		1,152,055.65	2,509,301.31	187,830.49	2,697,131.80
422 General Administration Services	62,169,466.48		18,193,674.91	15,693,329.12	64,669,812.27	289,534.02	64,959,346.29
436 OFM Labor Relations Service	1,063,613.52		790,155.24	434,748.46	1,419,020.30	1,419,020.30
444 Fish & Wildlife Equipment	468,471.00		6,528.66	(23,800.52)	498,800.18	498,800.18
453 Minority and Women's Business Enterprises	1,569,853.31		116,141.88	226,750.85	1,459,244.34	25.00	1,459,269.34
458 Consolidated Technology Services Revolving	23,934,690.39		11,545,827.30	9,790,297.86	25,690,219.83	363,020.88	26,053,240.71
461 Shared Information Technology System Revolving
466 Statewide Info Tech System Development Revolving	4,365,143.24		(275,415.09)	991,178.83	3,098,549.32	3,098,549.32
471 State Patrol Nonappropriated Airplane Revolving	173,809.22		33,310.65	140,498.57	140,498.57
472 Statewide Info Tech System Maintenance & Operations Revolving	11,567,753.88		74,151.96	2,556,403.62	9,085,502.22	485.34	9,085,987.56
546 Risk Management	1,803,152.51		379,847.30	449,231.60	1,733,768.21	34.00	1,733,802.21
547 Liability	(190,958,003.34)		194,408.44	24,859,819.27	(215,623,414.17)	319,420.87	(215,303,993.30)
739 Certificates of Participation and Other Financing - State	\$412,747.30		17,004,849.52	2,596,462.99	14,821,133.83	14,821,133.83
TOTAL INTERNAL SERVICE FUNDS	\$ -69,367,509.06		\$ 48,031,904.65	\$ 58,677,132.72	\$ -80,012,737.13	\$ 1,284,220.50	\$ (78,728,516.63)
PRIVATE PURPOSE FUNDS							
196 Unclaimed Personal Property	\$ 504,908.65		\$ 4,134,294.34	\$ 4,196,605.52	\$ 442,597.47	\$ 3,540,695.70	\$ 3,983,293.17
463 WA COLLEGE SAVINGS PROGRAM ACCOUNT	(405,339.89)		66,230.04	95,197.70	(434,307.55)	3,850.00	(430,457.55)
738 Department of Social and Health Services Trust	53,654.52		53,654.52	53,654.52
799 WA Achieving a Better Life Experience Program	\$18,483.79		10.40	18,494.19	18,494.19
TOTAL PRIVATE PURPOSE FUNDS	\$ 171,707.07		\$ 4,200,534.78	\$ 4,291,803.22	\$ 80,438.63	\$ 3,544,545.70	\$ 3,624,984.33
PENSION TRUST FUNDS							
838 LEOFF Retirement System Benefits Improvement	\$ 1.40		\$	\$	\$ 1.40	\$	\$ 1.40
TOTAL PENSION TRUST FUNDS	\$ 1.40		\$	\$	\$ 1.40	\$	\$ 1.40
CUSTODIAL FUNDS							
165 Salary Reduction	\$ (296,195.74)		\$ 2,981,821.42	\$ 2,936,179.09	\$ (250,553.41)	\$	\$ (250,553.41)
16C Real Estate/Property Tax Admin Assistance	69,487.50		68,167.50	69,300.00	68,355.00	68,355.00
17A County Enhanced 911 Excise Tax	6,832,535.31		409,376.62	6,423,158.69	6,423,158.69
525 Washington State Combined Fund Drive	1,159,290.30		318,449.23	776,864.98	700,874.55	37,114.09	737,988.64
660 Natural Resources Deposit	49,810,925.62		41,078,309.32	32,238,785.90	58,650,449.04	1,312,032.51	59,962,481.55
734 Centennial Document Preservation and Modernization	4,207,060.24		430,374.20	4,637,434.44	4,637,434.44
737 High Occupancy Vehicle
757 Maritime Historic Restoration and Preservation	14,893.26		8,677.04	23,570.30	23,570.30

RECEIPTS AND DISBURSEMENTS FOR TREASURER'S TRUST FUNDS

	May 1, 2021	May 2021		May 31, 2021		
	Beginning Book Balance	Plus Receipts	Less Disbursements	Ending Book Balance	Outstanding Warrants	Ending Cash Balance
CUSTODIAL FUNDS (Continued)						
797 Local Tourism Promotion	\$ 1,019,925.95	\$	\$ (315,697.70)	\$ 1,335,623.65	\$	\$ 1,335,623.65
802 School Employees Salary Reduction	(1,355,572.94)	1,805,512.71	1,602,115.58	(1,152,175.81)	(1,152,175.81)
847 Separately Managed State Agency Investment
TOTAL CUSTODIAL FUNDS	\$ 61,462,349.50	\$ 46,691,311.42	\$ 37,716,924.47	\$ 70,436,736.45	\$ 1,349,146.60	\$ 71,785,883.05
TOTAL TREASURER'S TRUST FUNDS	\$ \$2,106,897,590.04	\$ 751,247,954.12	\$ 804,457,201.25	\$ 2,053,688,342.91	\$ 13,243,770.57	\$ 2,066,932,113.48

INVESTMENT STATEMENT

INVESTMENT STATEMENT

Fund / Account	May 1, 2021	Purchased	Maturities & Sales	Amortization	May 31, 2021
Treasury & Treasurer's Trust					
Investments (trade date basis)	\$ 9,042,855,964.13	\$ 10,494,978,459.76	\$ 5,872,790,933.15	\$ (1,752,530.85)	\$ 13,663,290,959.89
Reverse Repurchase Agreements
Purchased Accrued Interest	1,444,178.42	6,079,748.90	650,245.66	6,873,681.66
Total Treasury & Treasurer's Trust	\$ 9,044,300,142.55	\$ 10,501,058,208.66	\$ 5,873,441,178.81	\$ (1,752,530.85)	\$ 13,670,164,641.55
Local Government Investment Pool					
Investments (trade date basis)	\$ 23,297,313,886.62	\$ 15,664,745,976.14	\$ 14,340,405,836.05	\$ 36,632.17	\$ 24,621,690,658.88
Reverse Repurchase Agreements
Purchased Accrued Interest	722,309.03	817,361.11	1,539,670.14
Total Local Government Investment Pool	\$ 23,298,036,195.65	\$ 15,665,563,337.25	\$ 14,340,405,836.05	\$ 36,632.17	\$ 24,623,230,329.02
Separately Managed Accounts					
Investments (trade date basis)	\$ 537,237,805.82	\$ 42,240,776.55	\$ 14,709,704.64	\$ (35,253.96)	\$ 564,733,623.77
Purchased Accrued Interest	16,159.00	115,441.77	1,513.00	130,087.77
Total Separately Managed Accounts	\$ 537,253,964.82	\$ 42,356,218.32	\$ 14,711,217.64	\$ (35,253.96)	\$ 564,863,711.54
Total All Accounts	\$ 32,879,590,303.02	\$ 26,208,977,764.23	\$ 20,228,558,232.50	\$ (1,751,152.64)	\$ 38,858,258,682.11

INVESTMENT INTEREST INCOME AND CAPITAL GAINS

INVESTMENT INTEREST INCOME AND CAPITAL GAINS CURRENT MONTH AND FISCAL YEAR TO DATE COMPARISON

Fund / Account	May 2021	May 2020	Fiscal Year 2021	Fiscal Year 2020
Treasury & Treasurer's Trust				
Cash	\$ 3,251,692.03	\$ 5,614,899.19	\$ 80,334,506.69	\$ 120,111,003.53
Custody Bank Fees	(5,917.34)	(5,396.13)	(57,647.51)	(57,415.99)
Other Bank Fees	(2,337.06)	(1,939.09)	(31,209.95)	(90,063.14)
Amortization	(1,752,530.85)	101,607.29	(3,661,017.85)	12,659,607.68
Accrued Interest	4,980,102.28	3,384,345.35	613,085.92	(3,385,771.83)
Gains and Losses	27,179.66	848,060.00	12,572,247.92	10,479,125.16
Total Treasury & Treasurer's Trust	\$ 6,498,188.72	\$ 9,941,576.61	\$ 89,769,965.22	\$ 139,716,485.41
Local Government Investment Pool				
Cash	\$ 992,666.84	\$ 3,440,025.40	\$ 18,616,333.86	\$ 127,037,719.60
Amortization	36,632.17	7,588,179.87	16,177,442.48	143,808,899.59
Accrued Interest	627,893.52	(1,487,529.24)	(848,016.79)	(13,499,905.81)
Gains and Losses	31,185.27	62,634.72	482,570.66	3,925,100.49
Total Local Government Investment Pool	\$ 1,688,377.80	\$ 9,603,310.75	\$ 34,428,330.21	\$ 261,271,813.87
Separately Managed Accounts				
Cash	\$ 137,938.18	\$ 326,455.20	\$ 5,728,416.58	\$ 4,635,832.81
Amortization	(35,253.96)	27,088.73	44,880.17	578,524.19
Accrued Interest	347,252.92	272,339.46	(190,711.88)	908,421.61
Gains and Losses	63,478.00	764,855.01	416,763.28
Total Separately Managed Accounts	\$ 449,937.14	\$ 689,361.39	\$ 6,347,439.88	\$ 6,539,541.89
Total All Accounts	\$ 8,636,503.66	\$ 20,234,248.75	\$ 130,545,735.31	\$ 407,527,841.17

MIKE PELLICCIOTTI
STATE TREASURER
PO BOX 40200
OLYMPIA WA 98504-0200

