



Washington State Treasurer's Monthly Report

July 2019



DUANE A. DAVIDSON
State Treasurer

In accordance with the Americans with Disabilities Act, this publication will be made available in alternate formats upon request to the Office of the State Treasurer, Legislative Building, 2nd Floor, Olympia, Washington 98504-0200, telephone (360) 902-9000, fax (360) 902-9037 or TTY Users Call: 7-1-1. Web Site: <http://tre.wa.gov>.

Cover photo taken by Treasurer's Office staff.

TABLE OF CONTENTS

	<i>Page</i>
State Treasurer’s Letter	1
Investment Income Distributions.....	2
General Fund	5
Treasury, Treasurer’s Trust and Local Governments Investment Pool Flow Chart.....	6
Treasury, Treasurer’s Trust, Treasury and Treasurer’s Trust Charts.....	7
General Fund and Local Governments Investment Pool Charts	8
Receipts and Disbursements for Treasury Funds	9
Receipts and Disbursements for Treasurer’s Trust Funds	20
Investment Statement	29
Investment Interest Income and Capital Gains	30



Duane A. Davidson,
State Treasurer

**State of Washington
Office of the Treasurer**

Legislative Building
P.O. Box 40200
Olympia, Washington 98504-0200
(360) 902-9000 • TTY 7-1-1
Home Page <http://tre.wa.gov>



Fellow Washingtonians,

I am pleased to report on the operations of the Office of the State Treasurer for the month of July 2019. At the close of the month, the Treasury & Treasurer's Trust book balance was \$7.4 billion with investment earnings distributed for the month of \$15.0 million.

In the month of July each year, my office reports on the previous fiscal year. During fiscal year 2019, the temporary surplus balances of the 321 treasury funds and 243 trust funds are invested on a daily basis by the State Treasurer and credited to the Treasury Income Account. The State Treasurer distributes the balance of the Treasury Income Account to participating accounts. The amount distributed to each account is based on specific statutory provisions and the ratio of its average daily cash balance to the respective total average daily cash balances of the treasury and treasurer's trust funds.

Total income for fiscal year 2019 of \$142,447,158.84 was distributed to participating treasury funds and \$17,148,389.73 was distributed to participating treasurer's trust funds.

Sincerely,

A handwritten signature in black ink, appearing to read "Duane A. Davidson". The signature is fluid and cursive, written over a light background.

Duane A. Davidson
Washington State Treasurer

INVESTMENT INCOME DISTRIBUTIONS

Investment Income – Treasury Funds and Accounts

Fund / Account	Amount Distributed
001 General (See Summary of Distributions on page 3).....	\$ 28,262,742.03
01T Local Leasehold Excise Tax	60,212.25
027 Reclamation.....	74,281.71
02M Essential Rail Assistance.....	10,347.40
03L County Criminal Justice Assistance	90,353.39
03M Municipal Criminal Justice Assistance.....	14,102.29
031 State Investment Board Expense	109,158.59
036 Capitol Building Construction.....	57,695.59
039 Aeronautics	17,656.78
04B Natural Resources Real Property Replacement	164,779.32
04L Public Health Services12
04R Drinking Water Assistance.....	(155,325.16)
041 Resource Management Cost.....	562,996.03
042 Charitable, Educational, Penal, and Reformatory Institutions	152,851.41
05R Drinking Water Assistance Administrative	75,598.17
056 State Higher Education Construction	42.43
06G Real Estate Appraiser Commission	8,872.75
061 Eastern Washington University Capital Projects.....	71,195.19
062 Washington State University Building.....	20,824.90
063 Central Washington University Capital Projects	105,987.73
064 University of Washington Building.....	190,542.42
065 Western Washington University Capital Projects.....	96,307.57
066 The Evergreen State College Capital Projects	49,074.43
08A Education Legacy Trust	15,113,016.90
08M Small City Pavement and Sidewalk	29,855.18
080 Grade Crossing Protective.....	16,783.60
081 State Patrol Highway.....	730,859.88
082 Motorcycle Safety Education	42,335.09
087 Park Land Trust Revolving	36,780.38
09E Freight Mobility Investment.....	301,833.17
09F High-Occupancy Toll Lanes Operations	136,248.22
09H Transportation Partnership	2,884,172.23
094 Transportation Infrastructure.....	203,659.31
096 Highway Infrastructure	28,682.15
097 Recreational Vehicle	57,152.41
099 Puget Sound Capital Construction.....	322,599.54
10P Columbia River Basin Water Supply	84,119.50
10R Energy Freedom.....	13,014.31
102 Rural Arterial Trust.....	359,967.47
104 State Wildlife.....	260,210.45
106 Highway Safety.....	224,762.68
108 Motor Vehicle	4,428,425.93

Fund / Account	Amount Distributed
109 Puget Sound Ferry Operations	259,254.52
11B Regional Mobility Grant Program	1,046,819.67
11E Freight Mobility Multimodal	351,781.94
110 Special Wildlife	116,359.45
113 Common School Construction	789,499.09
12T Traumatic Brain Injury	12,481.64
125 Site Closure.....	555,057.44
14B Budget Stabilization.....	16,968,870.36
144 Transportation Improvement.....	189,387.63
15H Cleanup Settlement	861,014.82
150 Low-Income Weatherization Assistance.....	31,289.02
153 Rural Mobility Grant Program.....	136,354.42
16J SR 520 Corridor.....	1,654,878.10
16P Marine Resources Stewardship Trust.....	3,192.76
16W Hospital Safety Net Assessment	2,043,104.83
17P SR520 Civil Penalties	162,578.12
186 County Arterial Preservation	19,348.04
18B Columbia River Basin Tax Bond Water Supply Development..	21,489.51
18J Capital Vessel Replacement.....	137,301.81
20H Connecting Washington.....	8,001,081.09
20J Electric Vehicle Charging Infrastructure	9,370.59
20M Puget Sound Taxpayer Accountability.....	7.13
20N Transportation Future Funding Program	22,944.43
20T PLIA Underground Storage Tank Revolving.....	266,639.72
201 Department of Licensing Services	51,455.89
204 Volunteer Fire Fighters' & Reserve Officers' Administrative ...	42,318.42
215 Special Category C	73,445.01
218 Multimodal Transportation	3,229,845.44
22C Early Learning Facilities Revolving	(1,612.98)
22D Early Learning Facilities Development.....	(2,679.05)
22J Abandoned Recreational Vehicle Disposal.....	530.90
22T Statewide Tourism Marketing.....	36,501.77
253 Education Construction.....	13,359.02
296 Columbia River Basin Water Supply Rev Recovery.....	89,526.94
303 Highway Bond Retirement	1,576,521.80
304 Ferry Bond Retirement	159,916.07
305 Transportation Improvement Board Bond Retirement.....	59,637.28
319 Public Health Supplemental.....	52,512.63
347 Washington State University Bond Retirement	175,749.86
348 University of Washington Bond Retirement	273,404.58
389 Toll Facility Bond Retirement.....	358,891.35

(Investment Income continued on pages 3 and 4)

INVESTMENT INCOME DISTRIBUTIONS

(Investment Income continued)

Investment Income – Treasury Funds and Accounts (Continued)

Fund / Account	Amount Distributed
404 State Treasurer's Service.....	26,539,086.51
410 Transportation Equipment.....	265,034.83
489 Pension Funding Stabilization.....	11,142,423.06
500 Perpetual Surveillance and Maintenance.....	831,746.42
507 Oyster Reserve Land.....	8,225.06
511 Tacoma Narrows Toll Bridge.....	434,774.69
535 Alaskan Way Viaduct Replacement Project.....	441,960.90
548 LEOFF System Plan 2 Expense.....	2,284.45
549 Election.....	188,616.66
550 Transportation 2003.....	92,442.02
562 Skilled Nursing Facility Safety Net Trust.....	111,781.87
564 Water Pollution Control Revolving Administration.....	113,496.73
566 Community Forest Trust.....	1,607.94
571 Multiuse Roadway Safety.....	6,207.68
595 I-405 Express Toll Lanes Operations.....	803,980.71
600 Department of Retirement Systems Expense.....	244,217.80
603 Millersylvania Park Trust.....	98.80
609 Medical Aid.....	130,612.26
614 Volunteer Firefighters' Relief and Pension Principal.....	304,469.24
615 State Patrol – Plan 1.....	8,352.77
616 Judges' Retirement.....	16,883.26
630 State Patrol - Plan 2.....	7,325.33
631 Public Employees' Retirement System Plan 1.....	86,037.43
632 Teachers' Retirement System Plan 1.....	65,374.88
633 School Employees' Retirement System Combined Plan 2 & 3.....	72,726.42
635 Public Safety Employees' Retirement System Plan 2.....	7,511.22
641 Public Employees' Retirement System Combined Plan 2 & 3.....	175,235.32
642 Teachers' Retirement System Combined Plan 2 and 3.....	167,723.77
689 Rural Washington Loan.....	115,283.12
722 Deferred Compensation Principal.....	35,935.33
727 Water Pollution Control Revolving.....	2,566,497.79
729 Judicial Retirement Principal.....	249.85
785 State Educational Trust Fund.....	126,004.24
818 Youth Athletic Facility.....	3,326.70
819 LEOFFS Plan 1 Retirement.....	10,851.95
825 Tobacco Settlement.....	17,598.42
828 Tobacco Prevention and Control.....	24,276.15
829 LEOFFS Plan 2 Retirement.....	37,286.74
851 Development Disabilities Community Trust.....	31,573.70
865 State Investment Board Commingled Trust.....	1.38
881 Supplemental Pension.....	51,456.26
882 Washington Judicial Retirement System.....	165,712.09
887 Public Facilities Construction Loan Revolving.....	1,801,026.51
888 Deferred Compensation Administrative.....	19,474.65
893 Radiation Perpetual Maintenance.....	6,159.13

Total Treasury Investment Income,
Fiscal Year 2019..... \$ 142,447,158.84

Summary of Distributions Investment Income to General Fund

The Treasurer distributes the amount credited to the Treasury Income Account at the end of each month. The General Fund is credited with its share of the total income

earned from the General Fund balance in addition to all or a portion of the investment income from certain other Treasury accounts.

Following is a summary of the transactions relating to investment income and the General Fund during Fiscal Year 2019.

Treasury Investment Income Received on the	
General Fund Balance.....	\$ (763,188.49)
Treasury Investment Income from Certain Accounts.....	<u>29,025,930.52</u>
Total Treasury Investment Income to the General Fund.....	<u>\$ 28,262,742.03</u>

Investment Income – Treasurer's Trust Funds and Accounts

Fund / Account	Amount Distributed
001 General.....	\$ 5,357,356.37
025 Pilotage.....	8,554.34
03K Industrial Insurance Premium Refund.....	77,337.99
07E Contract Harvesting Revolving.....	161,534.03
07N Produce Railcar Pool.....	.92
07T Commemorative Works.....	59.52
08B Foster Care Endowed Scholarship Trust.....	281.43
08E Individual Development Account Program.....	35.21
09K Life Sciences Discovery.....	4,089.44
126 Agricultural Local.....	299,295.44
128 Grain Inspection Revolving.....	75,292.93
12N Get Ready For Math & Science Scholarship.....	1,406.76
131 Fair.....	31,408.30
133 Children's Trust.....	8,291.43
14E Washington State Heritage Center.....	56,343.49
14W Reduced Cigarette Ignition Propensity.....	10,378.68
16L Accessible Communities.....	9,587.49
16R Multiagency Permitting Team.....	1,680.16
169 Horse Racing Commission Operating.....	15,314.26
17A County Enhanced 911 Excise Tax.....	118,874.07
18K 24/7 Sobriety.....	61.43
19B School for the Blind.....	37,824.54
19H Center for Childhood Deafness and Hearing Loss.....	2,261.27
195 Energy.....	36.33
205 Mobile Home Park Relocation.....	28,720.82
21C Washington Sexual Assault Kit.....	28,773.35
21J Gina Grant Bull Memorial Legislative Page Scholarship.....	585.02

INVESTMENT INCOME DISTRIBUTIONS

(Investment Income continued)

Investment Income – Treasurer’s Trust Funds and Accounts

(Continued)

Fund / Account	Amount Distributed
21N NE Washington Wolf-Livestock Management.....	947.63
21Q Forest Health Revolving.....	189,310.60
22F Family and Medical Leave Insurance.....	1,048,450.10
22P Natural Resources Federal Lands Revolving.....	(780.99)
23C Department of Licensing Tuition Recovery	142.56
23E Washington History Day	540.93
283 Juvenile Accountability Incentive	1,511.33
463 Washington College Savings Program	(11,107.95)
485 Horse Racing Commission Washington Bred Owners’ Bonus....	4,006.13
495 Toll Collection	372,343.77
496 Future Teachers Conditional Scholarship.....	56,894.74
497 Horse Racing Commission Class C Purse Fund.....	969.58
503 Tuition Recovery.....	67,585.04
516 Fruit and Vegetable Inspection	151,680.67
525 Washington State Combined Fund Drive	17,765.64
561 Community Technical College Innovation.....	89,358.27
646 Higher Education Retirement Plan Supplemental Benefit.....	970.05
660 Natural Resources Deposit	447,498.57
687 Rural Rehabilitation	2,875.88
688 Federal Local Rail Service Assistance	1,338.29
721 Public Employees’ and Retirees’ Insurance	3,265,320.11
730 Public Employees’ and Retirees’ Insurance Reserve.....	2,822,568.64
731 Child Care Facility Revolving.....	26,290.13
784 Miscellaneous Transportation Programs	(133,036.80)
788 Advanced College Tuition Payment Program	1,080,239.18
789 Advanced Environment Mitigation Revolving.....	13,854.54
797 Local Tourism Promotion	23,083.96
816 Stadium and Exhibition Center	890,268.56
833 Developmental Disabilities Endowment Trust.....	30,737.55
837 Washington’s Promise Scholarship.....	.14
842 American Indian Scholarship Endowment	5,342.31
852 Foster Care Scholarship Endowment	66.34
878 Federal Forest Revolving	5,755.12
880 Advance Right-of-Way Revolving.....	<u>340,214.09</u>
Total Treasurer’s Trust Investment Income,	
Fiscal Year 2019	\$ <u>17,148,389.73</u>

GENERAL FUND

GENERAL FUND CURRENT MONTH AND FISCAL YEAR TO DATE COMPARISON

(In Millions)

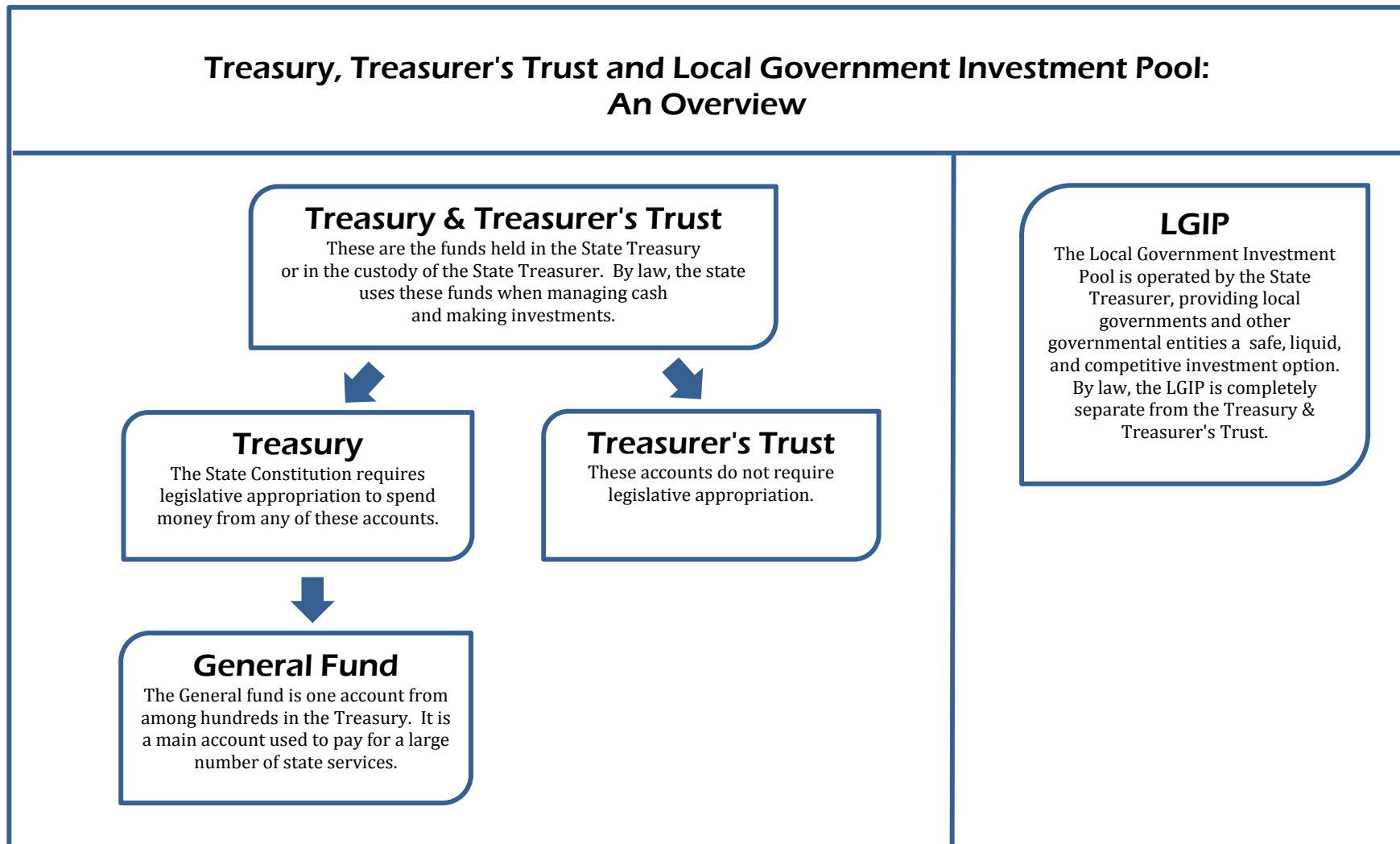
	Month of July		Fiscal Year to Date	
	2019	2018	2020	2019
Beginning Book Balance	\$ 1,010.867	\$ 1,737.396	\$ 1,010.867	\$ 1,737.396
Cash Revenue	2,061.622	2,330.298	2,061.622	2,330.298
Other Cash Receipts	929.428	635.369	929.428	635.369
Total Cash Receipts	<u>\$ 2,991.050</u>	<u>\$ 2,965.667</u>	<u>\$ 2,991.050</u>	<u>\$ 2,965.667</u>
Total Cash Disbursements	<u>\$ 4,156.927</u>	<u>\$ 3,594.930</u>	<u>\$ 4,156.927</u>	<u>\$ 3,594.930</u>
Ending Book Balance	<u>\$ (155.010)</u>	<u>\$ 1,108.133</u>	<u>\$ (155.010)</u>	<u>\$ 1,108.133</u>
Cash Revenue				
Bond Retirement & Interest	\$ (0.172)	\$ (0.173)	\$ (0.172)	\$ (0.173)
Secretary of State	3.137	2.809	3.137	2.809
Department of Revenue:				
Retail Sales Tax	939.681	950.903	939.681	950.903
Business & Occupation Tax	291.159	362.822	291.159	362.822
Compensating Tax	51.415	58.225	51.415	58.225
Cigarette Tax	19.381	30.780	19.381	30.780
Public Utility Tax	29.801	31.518	29.801	31.518
Various Other Revenue	(30.571)	30.582	(30.571)	30.582
Insurance Commission	6.105	7.711	6.105	7.711
Liquor and Cannabis Board	0.039	2.727	0.039	2.727
Department of Licensing:				
Excise Tax – Other	0.019	0.019	0.019	0.019
Various Other Revenue	3.898	3.165	3.898	3.165
Department of Social & Health Services	5.978	(0.555)	5.978	(0.555)
Universities & Colleges	0.000	0.000	0.000	0.000
Treasurer's Transfers	(30.470)	(33.618)	(30.470)	(33.618)
Counties:				
Property Tax	17.646	17.509	17.646	17.509
Real Estate Excise Tax	128.830	122.942	128.830	122.942
Various Other Revenue	3.569	4.690	3.569	4.690
Federal Grants-In-Aid (All Agencies)	504.139	596.483	504.139	596.483
Revenues Distributed to Local Governments	(32.617)	(31.634)	(32.617)	(31.634)
Other Agencies' Cash Revenue	162.611	173.393	162.611	173.393
Total Cash Revenue	<u>\$ 2,061.622</u>	<u>\$ 2,330.298</u>	<u>\$ 2,061.622</u>	<u>\$ 2,330.298</u>

Source: Agency Financial Reporting System (AFRS).

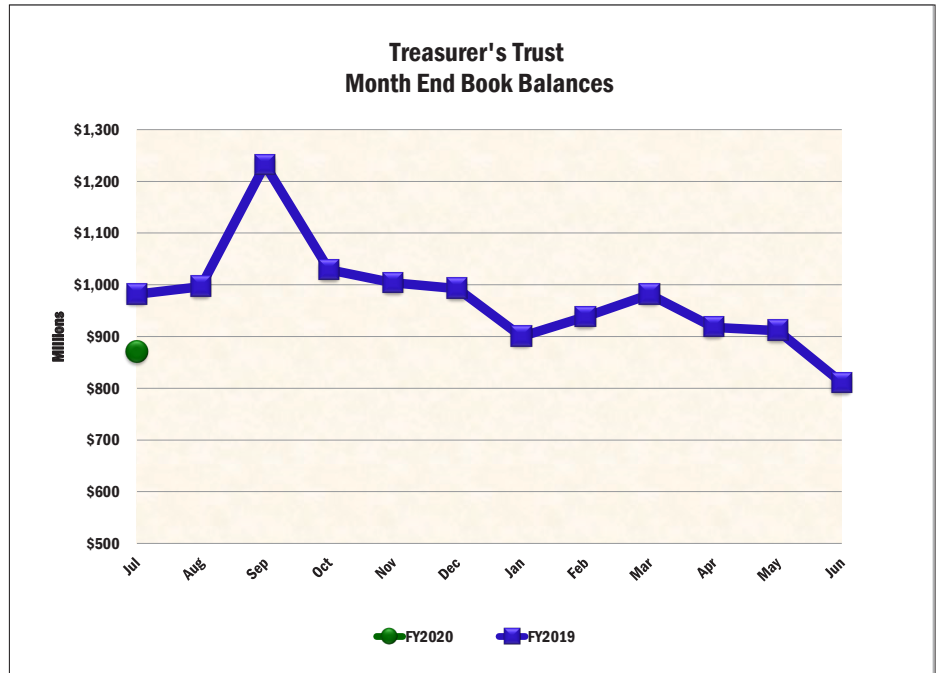
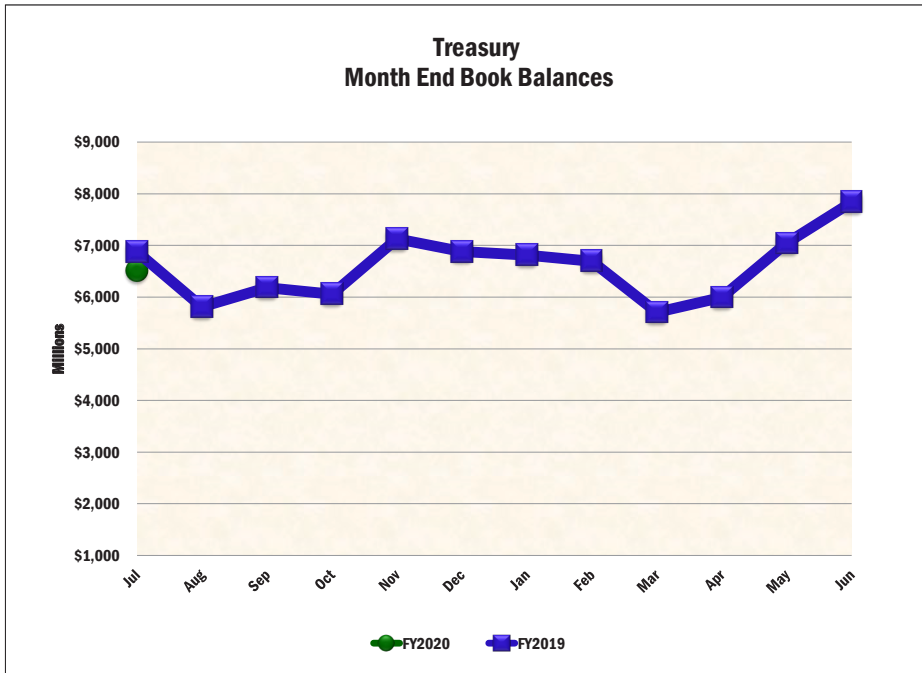
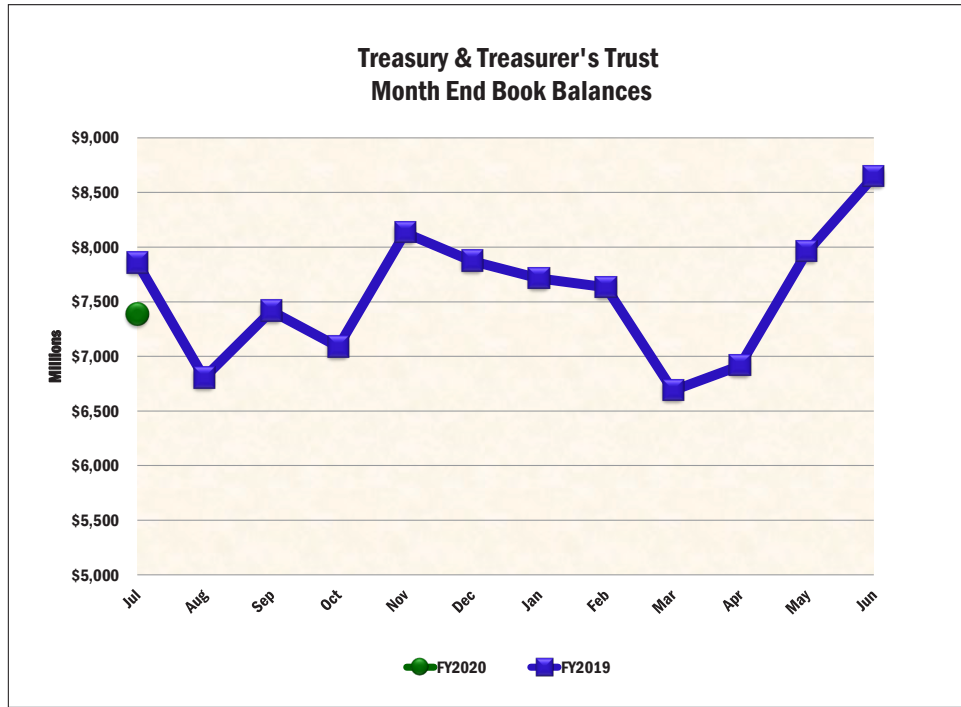
TREASURY, TREASURER'S TRUST AND LGIP FLOW CHART

The State Treasurer is charged with the cash management of public funds, which includes two categories of state funds and accounts: (1) funds and accounts located in the state treasury, which are subject to legislative appropriation; and (2) Treasurer's trust funds, which are accounts placed in the custody of the State Treasurer, and not typically subject to legislative appropriation. Funds within these accounts are comingled for investment and cash management purposes.

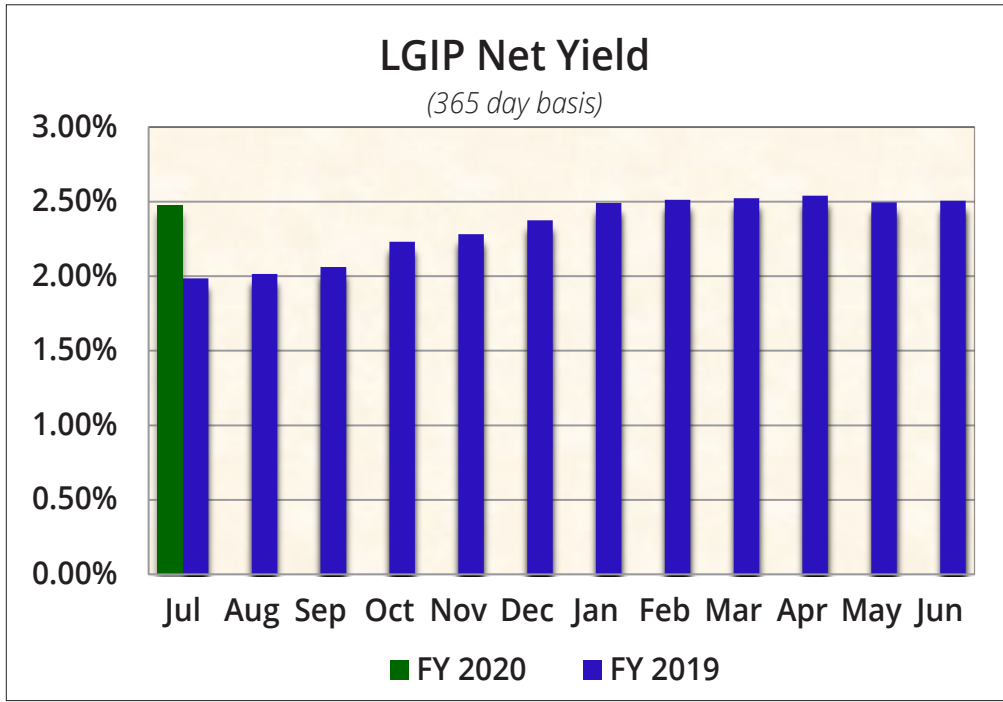
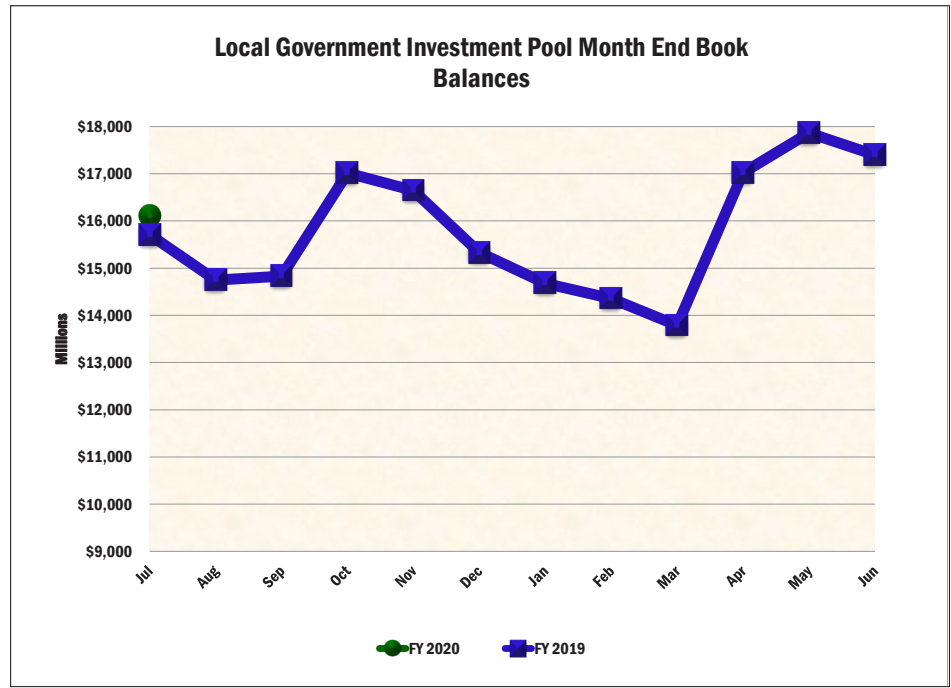
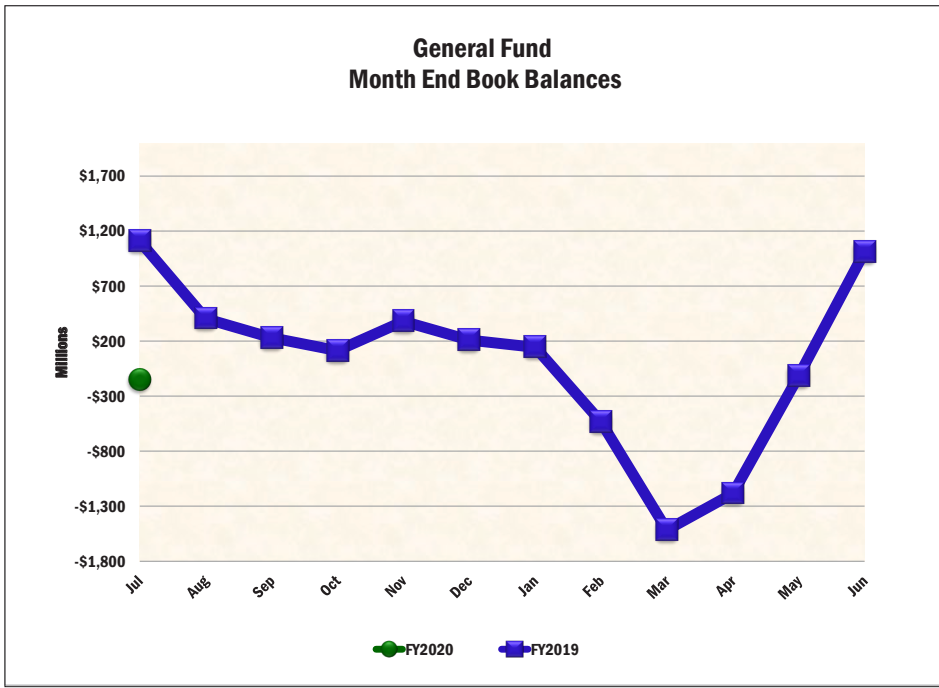
This flow chart describes the structure of the Treasury and Treasurer's Trust Accounts. Month end balances of these accounts are shown on pages 7 and 8.



TREASURY & TREASURER'S TRUST AND TREASURY AND TREASURER'S TRUST CHART



GENERAL FUND AND LOCAL GOVERNMENT INVESTMENT POOL CHARTS



RECEIPTS AND DISBURSEMENTS FOR TREASURY FUNDS

	July 1, 2019		July 2019		July 31, 2019		
	Beginning Book Balance		Plus Receipts	Less Disbursements	Ending Book Balance	Outstanding Warrants	Ending Cash Balance
GENERAL FUND							
001 General	\$ 1,010,866,588.33	\$	2,991,050,127.16	\$ 4,156,927,089.71	\$ (155,010,374.22)	\$ 31,195,122.35	\$ (123,815,251.87)
018 Millersylvania Park Current	5,210.50				5,210.50		5,210.50
01E Geothermal	30,286.50				30,286.50		30,286.50
01N Institutional Impact	19,144.72				19,144.72		19,144.72
02P Flood Control Assistance	2,246,263.74		1,975,712.89	123,976.02	4,098,000.61	523.38	4,098,523.99
031 State Investment Board Expense	4,769,290.34		2,299,086.64	2,187,425.80	4,880,951.18	13,212.00	4,894,163.18
032 State Emergency Water Projects Revolving	221,616.92				221,616.92		221,616.92
03A Excess Earnings							
03L County Criminal Justice Assistance	1,220,603.72		12,896,181.65	12,594,137.86	1,522,647.51	338.71	1,522,986.22
03M Municipal Criminal Justice Assistance	448,094.63		5,112,216.98	5,278,298.55	282,013.06	145.18	282,158.24
04L Public Health Services	6.46		0.01		6.47		6.47
051 State and Local Improvements Revolving	26,744.33				26,744.33		26,744.33
055 State & Local Improve Revolving (Waste Disp Facilities, 1980)	2,639.01				2,639.01		2,639.01
05C Criminal Justice Treatment	1,292,917.04		2,638,063.25	9,372.61	3,921,607.68		3,921,607.68
05M Tourism Development and Promotion							
070 Outdoor Recreation			368,129.12	394,541.66	(26,412.54)		(26,412.54)
072 State & Local Improve Revolving (Water Supply Facilities)	903,222.21		2,369.30		905,591.51		905,591.51
09C Farm and Forest	618,854.38			9,863.87	608,990.51		608,990.51
09G Riparian Protection			188,896.15	197,493.46	(8,597.31)		(8,597.31)
09R Economic Development Strategic Reserve	3,962,042.63		151.25	1,725,054.69	2,237,139.19		2,237,139.19
10K Veterans Innovation Program	103,740.40			2,973.71	100,766.69		100,766.69
10P Columbia River Basin Water Supply Development	3,475,601.54		(19,525.97)	172,671.84	3,283,403.73		3,283,403.73
10R Energy Freedom	739,149.53		1,254.65	13.82	740,390.36		740,390.36
10T Hood Canal Aquatic Rehabilitation Bond							
11F Reinvesting in Youth	5.98				5.98		5.98
11N Heritage Barn Preservation							
11W Water Quality Capital	34,227.10				34,227.10		34,227.10
125 Site Closure	31,529,053.34		1,188,928.44	6,374.97	32,711,606.81	424.00	32,712,030.81
12J Boating Activities							
12K Puget Sound Scientific Research							
12R Independent Youth Housing							
12W Veterans Conservation Corps							
14B Budget Stabilization	1,645,486,362.77		1,664,753.02		1,647,151,115.79		1,647,151,115.79
14C Puget Sound Recovery							
14H Community Preservation & Development Auth	8,750.00				8,750.00		8,750.00
14L Streamlined Sales & Use Tax Mitigation	3,184,791.99		2,220,000.00		5,404,791.99		5,404,791.99
15C WA Community Tech Opportunity							
15J Building Communities							
15K Columbia River Water Delivery	16,173.66		6,981,148.00	6,981,148.00	16,173.66		16,173.66

RECEIPTS AND DISBURSEMENTS FOR TREASURY FUNDS

	July 1, 2019	July 2019		July 31, 2019		
	Beginning Book Balance	Plus Receipts	Less Disbursements	Ending Book Balance	Outstanding Warrants	Ending Cash Balance
GENERAL FUND (Continued)						
15R Evergreen Job Training	\$	\$	\$	\$	\$	\$
16V Water Rights Processing	76,287.33	700.00	76,987.33	76,987.33
177 Judicial Retirement Administrative
17C Opportunity Express Account	62,171.42	62,171.42	62,171.42
17E State Efficiency and Restructuring
17F Washington Opportunity Pathways	35,271,768.40	(14,814.21)	7,150,774.95	28,106,179.24	48.76	28,106,228.00
17K Basic Health Plan Stabilization
18H Opportunity Expansion	326.64	326.64	326.64
19K Yakima Integrated Plan Implementation
19L Charter Schools Oversight	637,308.55	84,986.36	77,708.45	644,586.46	3,368.23	647,954.69
19N Diesel Idle Reduction
20C Yakima Integrated Plan Implementation Taxable Bond
20F Invest in Washington
20S Behavioral Health Innovation	45,624.36	45,624.36	45,624.36
21B Chehalis Basin
21D Dairy Nutrient Infrastructure
21P Sexual Assault Prevention and Response
21R DCYF Contracted Services Performance Improvement
22C Early Learning Facilities Revolving	4,612,676.39	4,611,225.16	1,451.23	1,451.23
22D Early Learning Facilities Development	(37.43)	5,880.72	4,332.83	1,510.46	1,510.46
22T Statewide Tourism Marketing	1,586,651.23	1,503,876.77	19,145.87	3,071,382.13	412.06	3,071,794.19
23H Defense Community Compatibility
23J Statewide Broadband	(10,772,397.67)	10,772,397.67	10,772,397.67
244 Habitat Conservation	1,346,160.18	1,347,952.81	(1,792.63)	(1,792.63)
24H Career Connected Learning
253 Education Construction	714,683.49	1,199.77	715,883.26	715,883.26
285 Growth Management Planning and Environmental Review	25.00	2,148.17	(2,123.17)	(2,123.17)
291 Education Savings
355 State Taxable Building Construction	81,654,725.38	(4,612,682.37)	3,970,073.15	73,071,969.86	450,122.96	73,522,092.82
359 School Constr & Skill Ctrs Bldg	1,322,412.97	177,475.66	1,144,937.31	1,144,937.31
488 Special Personnel Litigation Revolving
489 Pension Funding Stabilization	515,042,492.09	(5,885,854.11)	25,772,950.26	483,383,687.72	483,383,687.72
548 LEOFF System Plan 2 Expense	86,510.38	100,209.24	103,532.71	83,186.91	83,186.91
563 Columbia River Crossing Project
702 Dedicated McCleary Penalty
828 Tobacco Prevention and Control	1,312,383.16	(16,865.33)	1,295,517.83	1,295,517.83
830 Agricultural College Trust Management	\$480,312.47	(62,715.52)	29,165.29	388,431.66	249.50	388,681.16
TOTAL GENERAL FUND	\$ 3,349,505,002.21	\$ 3,025,630,275.43	\$ 4,219,104,524.21	\$ 2,156,030,753.43	\$ 31,663,967.13	\$ 2,187,694,720.56

RECEIPTS AND DISBURSEMENTS FOR TREASURY FUNDS

	July 1, 2019		July 2019		July 31, 2019		
	Beginning Book Balance		Plus Receipts	Less Disbursements	Ending Book Balance	Outstanding Warrants	Ending Cash Balance
SPECIAL REVENUE FUNDS							
002 Hospital Data Collection	\$ 76,166.95	\$	(3,249.03)	\$ 8,353.54	\$ 64,564.38	\$	\$ 64,564.38
003 Architects' License	1,112,059.03		76,268.02	39,309.34	1,149,017.71	116.33	1,149,134.04
007 Winter Recreational Program	1,648,325.41		7,550.20	33,470.26	1,622,405.35	2,848.28	1,625,253.63
014 Forest Development	11,732,851.37		(984,160.90)	(1,227,704.81)	11,976,395.28	9,209.04	11,985,604.32
01B ORV & Non-Highway Vehicle Account	2,063,311.08		132,185.30	259,580.47	1,935,915.91	5,691.14	1,941,607.05
01M Snowmobile	2,901,996.19		36,144.57	47,216.30	2,890,924.46	8,086.63	2,899,011.09
024 Professional Engineers'	1,657,641.92		225,211.00	(144,741.57)	2,027,594.49	523.94	2,028,118.43
025 Pilotage	436,133.72		318,115.01	92,432.24	661,816.49	458.74	662,275.23
026 Real Estate Commission	4,244,577.34		475,977.74	417,606.69	4,302,948.39	4,184.38	4,307,132.77
027 Reclamation	4,149,818.03		115,866.32	267,091.92	3,998,592.43	44,345.00	4,042,937.43
02A Surveys and Maps	1,113,469.96		15,086.09	30,878.41	1,097,677.64	29,048.96	1,126,726.60
02G Health Professions	15,452,908.18		6,397,916.65	5,393,828.19	16,456,996.64	814,270.97	17,271,267.61
02H Business Enterprises Revolving	966,520.53		100,349.61	56,196.41	1,010,673.73	381.06	1,011,054.79
02J Certified Public Accountants'	4,319,386.34		113,525.00	185,698.78	4,247,212.56	3,015.00	4,250,227.56
02K Death Investigations	1,686,640.12		527,508.92	822,952.80	1,391,196.24	5,073.00	1,396,269.24
02M Essential Rail Assistance	670,494.42		14,701.02	685,195.44	685,195.44
02N Parkland Acquisition	13,679.86	13,679.86	13,679.86
02R Aquatic Lands Enhancement	12,184,532.43		(759,127.34)	(1,317,601.62)	12,743,006.71	152,042.17	12,895,048.88
02W Timber Tax Distribution	822,758.08		1,487,674.77	174,279.60	2,136,153.25	10,362.81	2,146,516.06
030 Landowner Contingency Forest Fire Suppression	(395,929.66)		(5,733.16)	7,554.41	(409,217.23)	(409,217.23)
039 Aeronautics	1,679,598.60		645,639.85	1,934,165.72	391,072.73	4,417.63	395,490.36
03B Asbestos	916,129.29		28,114.04	25,113.02	919,130.31	919,130.31
03C Emergency Medical Services and Trauma Care System Trust	9,827,712.00		942,153.19	70,639.89	10,699,225.30	35,784.52	10,735,009.82
03F Enhanced 911	1,724,625.24		2,201,291.32	1,784,115.10	2,141,801.46	1,257.93	2,143,059.39
03N Business License	4,839,022.03		2,868,132.06	2,733,264.67	4,973,889.42	78,612.98	5,052,502.40
03P Fire Service Trust	501,956.78		20.00	7,304.16	494,672.62	70.00	494,742.62
03R Safe Drinking Water	2,758,665.91		24,785.91	50,538.22	2,732,913.60	156.68	2,733,070.28
041 Resource Management Cost	35,135,116.54		12,381,927.36	17,265,084.74	30,251,959.16	25,365.57	30,277,324.73
042 Charitable, Educational, Penal, and Reformatory Institutions	7,027,623.52		16,782.98	(76,829.91)	7,121,236.41	14,768.67	7,136,005.08
044 Waste Reduction, Recycling, and Litter Control	3,426,177.38		1,064,734.61	949,624.58	3,541,287.41	1,225.57	3,542,512.98
045 State Vehicle Parking	1,706,919.91		(273,098.84)	406,980.77	1,026,840.30	75.00	1,026,915.30
048 Marine Fuel Tax Refund	294,597.58	294,597.58	294,597.58
04E Uniform Commercial Code	1,959,058.21		82,997.20	55,699.67	1,986,355.74	67.52	1,986,423.26
04H Surface Mining Reclamation	1,111,033.77		(60,449.32)	(230,597.53)	1,281,181.98	1,281,181.98
04M Recreational Fisheries Enhancement	968,880.55		265,730.33	173,991.43	1,060,619.45	99.49	1,060,718.94
04R Drinking Water Assistance	8,632,454.75		5,765,912.71	2,260,961.59	12,137,405.87	78,262.54	12,215,668.41
04V Vehicle License Fraud	157,900.88		6,855.94	164,756.82	164,756.82
04W Waterworks Operator Certification	981,123.99		24,133.80	136,943.30	868,314.49	87.00	868,401.49
058 Public Works Assistance	52,662,305.34		720,033.27	17,503,355.58	35,878,983.03	35,878,983.03

RECEIPTS AND DISBURSEMENTS FOR TREASURY FUNDS

	July 1, 2019		July 2019		July 31, 2019		
	Beginning Book Balance		Plus Receipts	Less Disbursements	Ending Book Balance	Outstanding Warrants	Ending Cash Balance
SPECIAL REVENUE FUNDS (Continued)							
05H Disaster Response	\$ 17,394,578.67	\$	(646,173.38)	\$ 3,125,321.62	\$ 13,623,083.67	\$ 68,678.81	\$ 13,691,762.48
05R Drinking Water Assistance Administrative	4,360,956.50		7,334.02	15,550.80	4,352,739.72	4,352,739.72
05W State Drought Preparedness	2,564,685.48		10,657.00	2,575,342.48	2,575,342.48
06A Salmon Recovery	27,893.34	27,893.34	27,893.34
06G Real Estate Appraiser Commission	621,441.14		81,643.53	77,851.71	625,232.96	11.83	625,244.79
06K Lead Paint	135,274.45		5,625.00	1,226.70	139,672.75	139,672.75
06L Business and Professions	7,152,345.46		892,578.56	804,221.17	7,240,702.85	14,351.51	7,255,054.36
06R Real Estate Research	730,118.66		23,910.00	754,028.66	50.00	754,078.66
06T License Plate Technology	921,639.08		173,432.09	(51.20)	1,095,122.37	14.05	1,095,136.42
071 Warm Water Game Fish	910,693.66		204,810.13	115,825.10	999,678.69	312.71	999,991.40
07C Vessel Response	36,025.00		425.00	36,450.00	25.92	36,475.92
07W Domestic Violence Prevention	1,807,731.26		89,955.76	178,449.72	1,719,237.30	14,545.10	1,733,782.40
080 Grade Crossing Protective	619,131.77		1,886.49	425,143.70	195,874.56	19,084.00	214,958.56
081 State Patrol Highway	10,577,011.99		22,633,508.33	25,048,261.09	8,162,259.23	210,437.81	8,372,697.04
082 Motorcycle Safety Education	2,460,844.44		199,291.94	275,310.71	2,384,825.67	236.42	2,385,062.09
084 Building Code Council	416,554.29		100,162.44	39,328.09	477,388.64	1,754.80	479,143.44
086 Fire Service Training	4,990,604.90		80,660.03	344,067.24	4,727,197.69	53,579.57	4,780,777.26
087 Park Land Trust Revolving	2,208,575.33		159,128.86	78,325.19	2,289,379.00	30,000.91	2,319,379.91
08A Education Legacy Trust	958,500,079.51		204,598,293.97	7,627,502.42	1,155,470,871.06	242,608.08	1,155,713,479.14
08H Military Department Rental and Lease	2,500,429.01		51,327.74	8,692.07	2,543,064.68	204.00	2,543,268.68
08K Problem Gambling	904,123.50		33,624.40	65,961.02	871,786.88	871,786.88
08M Small City Pavement and Sidewalk	2,579,658.10		1,121,390.08	724,565.72	2,976,482.46	2,976,482.46
08R Waste Tire Removal	8,201,504.81		309,209.87	144,695.08	8,366,019.60	8,366,019.60
094 Transportation Infrastructure	9,465,450.94		3,090,433.26	348.80	12,555,535.40	12,555,535.40
095 Electrical License	14,302,865.32		2,889,223.13	2,409,753.03	14,782,335.42	17,439.96	14,799,775.38
096 Highway Infrastructure	1,691,578.37		2,858.19	1,694,436.56	1,694,436.56
097 Recreational Vehicle	3,509,040.57		99,602.02	434,676.14	3,173,966.45	12.00	3,173,978.45
099 Puget Sound Capital Construction	6,712,545.76		5,409,261.97	21,485,055.90	(9,363,248.17)	29,469.83	(9,333,778.34)
09E Freight Mobility Investment	11,019,551.82		3,018,453.64	190,932.04	13,847,073.42	13,847,073.42
09F High-Occupancy Toll Lanes Operations	8,986,559.42		14,837.10	(274,457.77)	9,275,854.29	9,275,854.29
09H Transportation Partnership	158,843,976.32		151,442.80	26,835,431.81	132,159,987.31	261,286.15	132,421,273.46
09P City-County Assistance	316.10		2,044,929.61	2,045,245.71	2,045,245.71
09T Washington Main Street Trust Fund	61,858.16		1,500.00	63,358.16	63,358.16
102 Rural Arterial Trust	22,319,627.95		2,095,477.81	1,582,220.99	22,832,884.77	22,832,884.77
104 State Wildlife	16,994,262.06		4,535,780.84	7,313,168.86	14,216,874.04	142,841.03	14,359,715.07
106 Highway Safety	46,598,039.18		14,800,880.96	14,501,083.98	46,897,836.16	156,123.46	47,053,959.62
107 Liquor Excise Tax	10,214,426.57		690,624.79	7,490,482.86	3,414,568.50	3,414,568.50
108 Motor Vehicle	302,555,118.76		179,332,653.21	192,834,842.69	289,052,929.28	7,005,799.49	296,058,728.77
109 Puget Sound Ferry Operations	6,447,781.00		27,695,049.71	24,221,609.81	9,921,220.90	272,586.38	10,193,807.28

RECEIPTS AND DISBURSEMENTS FOR TREASURY FUNDS

	July 2019			July 31, 2019		
	Beginning Book Balance	Plus Receipts	Less Disbursements	Ending Book Balance	Outstanding Warrants	Ending Cash Balance
SPECIAL REVENUE FUNDS (Continued)						
10A Aquatic Algae Control	\$ 434,741.04	\$ 68,410.11	\$ 8,828.74	\$ 494,322.41	\$ 4.17	\$ 494,326.58
10B Home Security Fund	7,227,304.90	2,080,851.28	3,264,801.26	6,043,354.92	1,150.66	6,044,505.58
10G Water Rights Tracking System	712,416.59	2,813.94	715,230.53	715,230.53
110 Special Wildlife	7,535,421.67	93,244.13	231,990.06	7,396,675.74	705.05	7,397,380.79
111 Public Service Revolving	17,713,487.22	(727,080.19)	2,545,539.11	14,440,867.92	90,957.10	14,531,825.02
113 Common School Construction	55,366,420.75	(979,353.89)	(2,863,735.34)	57,250,802.20	41,033.76	57,291,835.96
116 Basic Data	27,326.00	53,085.00	19,449.00	60,962.00	19,449.00	80,411.00
119 Unemployment Compensation Administration	47,570.75	11,801,562.03	11,649,923.35	199,209.43	1,511,364.20	1,710,573.63
11B Regional Mobility Grant Program	58,945,196.81	89,356.48	6,866,712.43	52,167,840.86	4,925,925.00	57,093,765.86
11E Freight Mobility Multimodal	13,576,929.76	3,024,146.91	2,203,762.57	14,397,314.10	14,397,314.10
11H Forest and Fish Support	6,801,527.79	56,973.22	1,653,841.71	5,204,659.30	51,540.78	5,256,200.08
11K Washington Auto Theft Prevention Authority	1,106,115.67	1,703,101.82	1,542,864.62	1,266,352.87	854.21	1,267,207.08
120 Administrative Contingency	17,799,470.94	2,271,983.06	1,862,768.89	18,208,685.11	18,208,685.11
12C Affordable Housing For All	2,592,925.30	381,537.21	739,908.10	2,234,554.41	2,234,554.41
12M Charitable Organization Education	1,525,821.66	22,930.00	88,929.22	1,459,822.44	119.48	1,459,941.92
12T Traumatic Brain Injury	674,126.17	94,015.63	298,753.58	469,388.22	469,388.22
134 Employment Services Administrative	21,700,439.30	(9,569.04)	6,823,937.86	14,866,932.40	132,374.12	14,999,306.52
138 Insurance Commissioner's Regulatory	14,273,803.83	25,587,406.61	3,127,572.84	36,733,637.60	13,268.72	36,746,906.32
144 Transportation Improvement	14,062,199.67	11,587,020.26	7,725,220.63	17,923,999.30	13,203.44	17,937,202.74
146 Firearms Range	1,465,505.73	25,909.20	1,491,414.93	1,491,414.93
14A Wildlife Rehabilitation	675,334.36	19,306.96	47,500.77	647,140.55	647,140.55
14G Ballast Water and Biofouling Management	48,856.87	100.00	48,756.87	48,756.87
14M Financial Fraud & ID Theft	796,985.81	76,740.00	96,200.61	777,525.20	777,525.20
14R Military Active State Service	162,455.13	200,000.00	15,192.83	347,262.30	347,262.30
14V Ignition Interlock Device	5,323,305.79	233,879.50	568,934.16	4,988,251.13	31,892.70	5,020,143.83
150 Low-Income Weatherization/ Structural Rehabilitation Assistance	1,745,782.32	2,931.64	36,290.10	1,712,423.86	1,712,423.86
153 Rural Mobility Grant Program	8,129,940.99	10,017.55	2,767,587.73	5,372,370.81	1,129,573.17	6,501,943.98
154 New Motor Vehicle Arbitration	1,228,355.99	59,799.01	43,664.25	1,244,490.75	6.00	1,244,496.75
158 Aquatic Land Dredged Material Disposal Site	525,899.32	(718.60)	1,620.00	523,560.72	523,560.72
159 Parks Improvement	1,372,269.22	207,824.58	455,845.62	1,124,248.18	3,034.35	1,127,282.53
15H Cleanup Settlement	44,965,942.03	1,316,004.22	263,230.84	46,018,715.41	112.55	46,018,827.96
15M Biotoxin	444,991.07	179,899.80	135,492.19	489,398.68	1,291.20	490,689.88
160 Wood Stove Education and Enforcement	479,460.92	6,609.48	4,992.16	481,078.24	200.00	481,278.24
162 Farm Labor Contractor	92,282.63	8,705.60	14,000.00	86,988.23	86,988.23
167 Natural Resources Conservation Areas Stewardship	247,534.57	5,264.64	641,249.20	(388,449.99)	(388,449.99)
16A Judicial Stabilization Trust	4,393,109.46	372,221.01	1,733,498.30	3,031,832.17	240,479.54	3,272,311.71
16J SR 520 Corridor	94,122,020.65	(4,504,068.31)	(5,827,115.03)	95,445,067.37	7,136.23	95,452,203.60
16M Appraisal Management Company	454,786.63	13,430.00	8,616.17	459,600.46	3.42	459,603.88
16P Marine Resources Stewardship Trust	181,329.87	304.41	181,634.28	181,634.28

RECEIPTS AND DISBURSEMENTS FOR TREASURY FUNDS

	July 1, 2019		July 2019		July 31, 2019		
	Beginning Book Balance		Plus Receipts	Less Disbursements	Ending Book Balance	Outstanding Warrants	Ending Cash Balance
SPECIAL REVENUE FUNDS (Continued)							
16W Hospital Safety Net Assessment	\$ 133,594,594.49	\$	15,865,202.61	\$ (552,624.19)	\$ 150,012,421.29	\$	\$ 150,012,421.29
172 Basic Health Plan Trust	4,267,699.00	4,267,699.00	4,267,699.00
173 State Toxics Control	49,930,687.01		(37,520,095.31)	9,575,105.33	2,835,486.37	243,450.26	3,078,936.63
174 Local Toxics Control	31,138,742.10		(30,019,666.00)	71,706.33	1,047,369.77	1,047,369.77
176 Water Quality Permit	11,394,300.22		182,989.39	1,483,280.37	10,094,009.24	19,333.32	10,113,342.56
17B Home Visiting Services	2,354,680.59		1,339,486.05	1,177,874.14	2,516,292.50	16,492.61	2,532,785.11
17N Complete Streets Grant Program		10,200,000.00	8,977,536.00	1,222,464.00	200,000.00	1,422,464.00
17P SR520 Civil Penalties	9,730,084.81		17,704.51	(291,965.45)	10,039,754.77	10,039,754.77
17T Health Benefit Exchange	31,619,784.03		1,761,815.03	16,465,815.01	16,915,784.05	16,915,784.05
17W Limousine Carriers	114,949.57		1,751.00	116,700.57	116,700.57
182 Underground Storage Tank	1,136,348.06		164,071.92	119,497.10	1,180,922.88	1,180,922.88
186 County Arterial Preservation	660,179.38		2,891,150.93	2,937,587.93	613,742.38	613,742.38
18J Capital Vessel Replacement	8,685,109.26		2,029,096.38	(1,243.30)	10,715,448.94	235.98	10,715,684.92
18L Hydraulic Project Approval	600.00	600.00	600.00
199 Biosolids Permit	1,345,090.68		(25,018.21)	60,706.43	1,259,366.04	1,259,366.04
19A Medicaid Fraud Penalty	3,001,363.97		567,845.78	1,056,473.22	2,512,736.53	722.00	2,513,458.53
19C Forest Practice Application	797,281.84		(35,164.97)	4,383.52	757,733.35	100.00	757,833.35
19G Environmental Legacy Stewardship	19,984,051.88		(14,753,444.00)	1,019,590.29	4,211,017.59	2,736.79	4,213,754.38
19T DOL Technology Improvement and Data Management	1,648,841.16		17,760.18	1,666,601.34	1,666,601.34
200 Regional Fisheries Enhancement Salmonid Recovery	3,026.61	188,855.77	(185,829.16)	(185,829.16)
201 Department of Licensing Services	2,371,587.17		351,245.77	165,486.09	2,557,346.85	42.24	2,557,389.09
202 Medical Test Site Licensure	967,744.67		29,239.12	60,625.11	936,358.68	525.00	936,883.68
204 Volunteer Fire Fighters' and Reserve Officers' Administrative	1,969,711.65		14,884.73	34,942.39	1,949,653.99	976.16	1,950,630.15
207 Hazardous Waste Assistance	2,743,837.81		881,114.86	214,461.54	3,410,491.13	1,121.86	3,411,612.99
20B Brownfield Redevelopment Trust Fund
20H Connecting Washington	352,903,544.53		37,653,279.82	74,594,595.87	315,962,228.48	8,673,845.31	324,636,073.79
20J Electric Vehicle	320,289.26		46,359.86	282,023.21	84,625.91	84,625.91
20M Puget Sound Taxpayer Accountability	4,442.14		6.70	4,448.84	4,448.84
20N Transportation Future Funding Program	2,248,067.91		108,217.93	2,356,285.84	2,356,285.84
20R Radioactive Mixed Waste	3,372,052.72		80,544.26	590,441.73	2,862,155.25	793.40	2,862,948.65
20T PLIA Underground Storage Tank Revolving	23,671,438.59		39,795.05	90,196.68	23,621,036.96	32.92	23,621,069.88
20V Economic Gardening Pilot Project
215 Special Category C	3,520,707.59		363,518.10	2,284,915.64	1,599,310.05	4,935.75	1,604,245.80
216 Air Pollution Control	30,284,183.72		437,026.93	577,981.67	30,143,228.98	1,005.59	30,144,234.57
217 Oil Spill Prevention	6,508,390.82		(204,233.13)	462,053.06	5,842,104.63	2,069.60	5,844,174.23
218 Multimodal Transportation	192,028,681.73		2,808,643.63	16,012,629.25	178,824,696.11	2,784,184.67	181,608,880.78
21E Concealed Pistol License Renewal	134,601.28		10,075.80	1,125.98	143,551.10	143,551.10
21H Wastewater Treatment Plant Operator Certification	151,501.50		2,053.50	153,555.00	50.00	153,605.00
21M Distracted Driving Prevention	14,270.41		77.91	14,348.32	14,348.32

RECEIPTS AND DISBURSEMENTS FOR TREASURY FUNDS

	July 1, 2019		July 2019		July 31, 2019		
	Beginning Book Balance	Plus Receipts	Less Disbursements	Ending Book Balance	Outstanding Warrants	Ending Cash Balance	
SPECIAL REVENUE FUNDS (Continued)							
21S Aquatic Invasive Species Management	\$ 190,901.38	\$ 153,826.97	\$ 82,251.00	\$ 262,477.35	\$ 60.36	\$ 262,537.71	
21V Construction Registration Inspection	4,130,763.84	913,273.28	1,019,879.36	4,024,157.76	4,978.56	4,029,136.32	
222 Freshwater Aquatic Weeds	1,013,074.84	108,936.00	26,071.59	1,095,939.25	3.00	1,095,942.25	
223 State Oil Spill Response	4,570,062.21	38,350.49	1,547,595.95	3,060,816.75	382,556.84	3,443,373.59	
22J Abandoned Recreational Vehicle Disposal	353,811.71	170,006.67	24,367.93	499,450.45	12.00	499,462.45	
22M Energy Efficiency	9,650,842.15	10,962.38	9,639,879.77	9,639,879.77	
22R Internet Consumer Access	
22U Secure Drug Take-Back Program	
22W Public Disclosure Transparency	806,546.56	43,178.01	849,724.57	849,724.57	
234 Public Works Administration	13,043,131.61	476,997.23	910,100.34	12,610,028.50	22,067.85	12,632,096.35	
235 Youth Tobacco & Vapor Product Prevention	1,787,879.55	134,427.56	161,454.55	1,760,852.56	1,596.09	1,762,448.65	
237 Recreation Access Pass	2,606,800.97	924,599.22	1,150.00	3,530,250.19	640.00	3,530,890.19	
23G Vulnerable Roadway User Education	
23N Model Toxics Control Capital	42,055,863.09	916,894.30	41,138,968.79	41,138,968.79	
23P Model Toxics Control Operating	36,115,810.03	5,228,985.02	30,886,825.01	22,839.71	30,909,664.72	
23R Model Toxics Control Stormwater	14,737,529.00	87,632.39	14,649,896.61	110.54	14,650,007.15	
23S Puget Sound Gateway Facility	
23T Congestion Relief Traffic Safety	
23V Voluntary Cleanup	
23W Paint Product Stewardship	593.65	(593.65)	(593.65)	
24B Foundational Public Health Services	
24J Workforce Education Investment	133,498.76	(133,498.76)	(133,498.76)	
24K Agency Financial Transaction	
260 University of Washington Operating Fees	123.54	123.54	123.54	
262 Manufactured Home Installation Training	568,707.82	27,225.82	7,112.81	588,820.83	588,820.83	
263 Community and Economic Development Fee	4,099,835.99	767,843.30	94,141.01	4,773,538.28	498.40	4,774,036.68	
267 Recreation Resources	22,597,963.29	913,622.05	1,455,959.78	22,055,625.56	75,176.26	22,130,801.82	
268 Nonhighway and Off-Road Vehicle Activities (NOVA) Program	11,738,134.44	639,580.23	405,220.34	11,972,494.33	1,467.98	11,973,962.31	
269 Parks Renewal and Stewardship	22,941,794.84	9,303,993.74	10,373,409.94	21,872,378.64	151,930.46	22,024,309.10	
271 Washington State University Operating Fees	
275 Central Washington University Operating Fees	
277 State Agency Parking	279,444.13	10,867.50	4,421.28	285,890.35	210.00	286,100.35	
296 Columbia River Basin Water Supply Rev Recovery	5,556,165.29	8,853.10	5,565,018.39	5,565,018.39	
315 Dedicated Marijuana Fund	(9,633,026.99)	34,225,341.46	2,765,646.31	21,826,668.16	10,116.95	21,836,785.11	
319 Public Health Supplemental	3,628,774.36	307,124.76	643,239.49	3,292,659.63	453,652.54	3,746,312.17	
404 State Treasurer's Service	25,392,344.73	2,291,843.30	958,645.89	26,725,542.14	420.37	26,725,962.51	
408 Coastal Protection	1,213,793.08	7,347.16	150.00	1,220,990.24	1,220,990.24	
441 Local Government Archives	1,445,545.01	410,932.51	584,860.18	1,271,617.34	62,618.89	1,334,236.23	
500 Perpetual Surveillance and Maintenance	47,249,631.34	79,320.17	47,328,951.51	47,328,951.51	

RECEIPTS AND DISBURSEMENTS FOR TREASURY FUNDS

	July 1, 2019		July 2019		July 31, 2019		
	Beginning Book Balance		Plus Receipts	Less Disbursements	Ending Book Balance	Outstanding Warrants	Ending Cash Balance
SPECIAL REVENUE FUNDS (Continued)							
507 Oyster Reserve Land	\$ 506,811.71	\$	55,383.77	\$ 21,829.87	\$ 540,365.61	\$	\$ 540,365.61
511 Tacoma Narrows Toll Bridge	22,013,006.02		(3,376,806.38)	(4,160,460.21)	22,796,659.85	22,796,659.85
513 Derelict Vessel Removal	1,191,272.10		203,720.39	99,544.53	1,295,447.96	12.50	1,295,460.46
532 Washington Housing Trust	9,473,548.98		747,072.18	1,146,748.88	9,073,872.28	210,123.63	9,283,995.91
535 Alaskan Way Viaduct Replacement Project	16,519,402.33		35,146.90	16,275,037.26	279,511.97	5,634.45	285,146.42
549 Election	7,936,772.76		15,675.64	573,818.07	7,378,630.33	1,168.65	7,379,798.98
550 Transportation 2003	(13,779,098.59)		3,887,414.22	7,555,223.49	(17,446,907.86)	414.69	(17,446,493.17)
562 Skilled Nursing Facility Safety Net Trust	5,208,460.78		6,019.66	(5,856,340.00)	11,070,820.44	1,462.50	11,072,282.94
564 Water Pollution Control Revolving Administration	7,697,035.25		(4,020,975.04)	161,689.97	3,514,370.24	184.24	3,514,554.48
565 Yakima Integrated Plan Implementation Revenue Recovery
566 Community Forest Trust	102,958.62		177.53	(35,789.16)	138,925.31	138,925.31
571 Multiuse Roadway Safety	391,893.64		14,780.67	406,674.31	406,674.31
595 I-405 and SR-167 Express Toll Lanes	53,962,665.53		89,705.29	(1,800,812.44)	55,853,183.26	55,853,183.26
600 Department of Retirement Systems Expense	15,587,163.16		3,497,752.09	3,419,880.04	15,665,035.21	1,213.78	15,666,248.99
689 Rural Washington Loan	4,800,195.95		8,526.46	506,671.78	4,302,050.63	53,612.37	4,355,663.00
727 Water Pollution Control Revolving	160,173,782.52		15,872,203.77	1,081,614.80	174,964,371.49	174,964,371.49
733 Capitol Campus Reserve
777 Prostitution Prevention and Intervention	130,276.76		7,522.71	137,799.47	137,799.47
785 State Educational Trust Fund	7,299,519.21		(88,446.02)	262.05	7,210,811.14	244.75	7,211,055.89
818 Youth Athletic Facility	187,026.31		313.97	187,340.28	187,340.28
825 Tobacco Settlement
844 Money-Purchase Retirement Savings Administrative
874 OASI Revolving	221,173.56		1,867.70	12,772.82	210,268.44	549.08	210,817.52
887 Public Facilities Construction Loan Revolving	22,757,097.31		2,073,974.78	995,968.63	23,835,103.46	1,058.16	23,836,161.62
888 Deferred Compensation Administrative	1,994,099.43		(45,282.85)	903,494.82	1,045,321.76	96.60	1,045,418.36
893 Radiation Perpetual Maintenance	\$349,801.40		587.23	350,388.63	350,388.63
TOTAL SPECIAL REVENUE FUNDS	\$ 3,697,072,915.99	\$	725,600,055.81	\$ 623,129,578.15	\$ 3,799,543,393.65	\$ 31,506,426.88	\$ 3,831,049,820.53
DEBT SERVICE FUNDS							
303 Highway Bond Retirement	\$ 262,598,153.06	\$	61,909,636.28	\$ 187,481,481.25	\$ 137,026,308.09	\$	\$ 137,026,308.09
304 Ferry Bond Retirement	14,901,304.59		1,194,352.50	9,240,000.00	6,855,657.09	6,855,657.09
305 Transportation Improvement Board Bond Retirement	5,734,546.37		572,043.49	2,230,475.00	4,076,114.86	4,076,114.86
347 Washington State University Bond Retirement	9,803,531.40		(1,304,935.49)	(479,745.84)	8,978,341.75	8,978,341.75
348 University of Washington Bond Retirement	17,708,975.63		112,932.30	1,225,388.34	16,596,519.59	16,596,519.59
380 Debt-Limit General Fund Bond Retirement
381 Debt-Limit Reimbursable Bond Retirement		172,500.00	172,500.00
382 Nondebt-Limit General Fund Bond Retirement
383 Nondebt-Limit Reimbursable Bond Retirement		19,504,800.00	19,504,800.00
384 Nondebt-Limit Proprietary Appropriated Bond Retirement
385 Nondebt-Limit Proprietary Nonappropriated Bond Retirement

RECEIPTS AND DISBURSEMENTS FOR TREASURY FUNDS

	July 1, 2019	July 2019		July 31, 2019		
	Beginning Book Balance	Plus Receipts	Less Disbursements	Ending Book Balance	Outstanding Warrants	Ending Cash Balance
DEBT SERVICE FUNDS (Continued)						
386 Nondebt-Limit Revenue Bond Retirement	\$	\$	\$	\$	\$	\$
389 Toll Facility Bond Retirement	\$9,045,103.48	4,674,983.96	13,720,087.44	13,720,087.44
TOTAL DEBT SERVICE FUNDS	\$ 319,791,614.53	\$ 86,836,313.04	\$ 219,374,898.75	\$ 187,253,028.82	\$	\$ 187,253,028.82
CAPITAL PROJECTS FUNDS						
01L Higher Education Construction	\$	\$	\$	\$	\$	\$
036 Capitol Building Construction	7,498,382.51	(2,991,802.23)	(404,597.88)	4,911,178.16	4,911,178.16
056 State Higher Education Construction	2,409.16	4.05	2,413.21	2,413.21
057 State Building Construction	116,797,979.97	(4,605,438.72)	130,727,018.08	(18,534,476.83)	3,956,632.84	(14,577,843.99)
060 Community and Technical College Capital Projects	4,195,578.62	237,791.62	9,409,531.83	(4,976,161.59)	(4,976,161.59)
061 Eastern Washington University Capital Projects	3,866,852.43	9,566.23	38,156.08	3,838,262.58	3,838,262.58
062 Washington State University Building	3,475,540.15	(166,305.31)	1,830,225.16	1,479,009.68	1,479,009.68
063 Central Washington University Capital Projects	3,451,029.93	854,162.91	(192,498.66)	4,497,691.50	4,497,691.50
064 University of Washington Building	15,531,600.43	110,035.40	10,423,530.31	5,218,105.52	5,218,105.52
065 Western Washington University Capital Projects	6,384,390.83	11,023.72	294,033.45	6,101,381.10	6,101,381.10
066 The Evergreen State College Capital Projects	2,468,421.71	4,346.48	183,875.42	2,288,892.77	2,288,892.77
075 State Social and Health Services Construction	5,371.39	5,371.39	5,371.39
18B Columbia River Basin Tax Bond Water Supply Development	1,220,476.34	2,048.87	1,222,525.21	1,222,525.21
245 Public Safety Reimbursable Bond	4.12	4.12	4.12
246 Community and Technical College Forest Reserve	4,034,856.45	4.51	(524,494.13)	4,559,355.09	4,559,355.09
289 Thurston County Capital Facilities	5,876,056.20	(2,443,724.46)	603,025.46	2,829,306.28	280.96	2,829,587.24
357 Gardner-Evans Higher Education Construction	45,698.05	45,698.05	45,698.05
364 Military Department Capital	\$1,725,597.35	1,725,597.35	1,725,597.35
TOTAL CAPITAL PROJECTS FUNDS	\$ 176,580,245.64	\$ (8,978,286.93)	\$ 152,387,805.12	\$ 15,214,153.59	\$ 3,956,913.80	\$ 19,171,067.39
PERMANENT FUNDS						
04B Natural Resources Real Property Replacement	\$ 9,106,619.92	\$ 15,442.09	\$ (55,000.00)	\$ 9,177,062.01	\$	\$ 9,177,062.01
601 Agricultural Permanent	142,887.51	662,777.48	749,427.02	56,237.97	56,237.97
603 Millersylvania Park Trust	5,611.67	9.43	5,621.10	5,621.10
604 Normal School Permanent	165,916.62	775,716.77	886,809.76	54,823.63	54,823.63
605 Permanent Common School	(56,815.16)	664,621.43	569,557.76	38,248.51	38,248.51
606 Scientific Permanent	154,236.36	750,653.92	819,981.60	84,908.68	84,908.68
607 State University Permanent	153,970.99	103,192.58	87,264.96	169,898.61	169,898.61
851 Developmental Disabilities Community Trust	\$3,449,130.13	156,394.70	3,605,524.83	3,605,524.83
TOTAL PERMANENT FUNDS	\$ 13,121,558.04	\$ 3,128,808.40	\$ 3,058,041.10	\$ 13,192,325.34	\$	\$ 13,192,325.34
ENTERPRISE FUNDS						
401 Correctional Industries	\$ 1,396,120.18	\$ 25,249,488.21	\$ 16,960,364.21	\$ 9,685,244.18	\$ 75,356.64	\$ 9,760,600.82
407 Secretary of State's Revolving	8,346,743.13	573,705.72	872,474.90	8,047,973.95	141.17	8,048,115.12
578 Lottery Administrative	337,922.33	1,203,454.79	1,433,218.01	108,159.11	4,806.47	112,965.58

RECEIPTS AND DISBURSEMENTS FOR TREASURY FUNDS

	July 1, 2019		July 2019		July 31, 2019						
	Beginning Book Balance		Plus Receipts	Less Disbursements	Ending Book Balance	Outstanding Warrants	Ending Cash Balance				
ENTERPRISE FUNDS (Continued)											
608 Accident	\$ 1,081,954.16	\$	170,861,730.12	\$	156,633,472.29	\$	15,310,211.99	\$	27,639,528.06	\$	42,949,740.05
609 Medical Aid	4,330,771.42		161,926,248.65		157,243,714.10		9,013,305.97		9,702,545.52		18,715,851.49
610 Accident Reserve	1,723,093.90		68,248,719.57		69,742,204.88		229,608.59		631,370.09		860,978.68
881 Supplemental Pension	1,687,379.42		103,931,060.70		98,943,968.62		6,674,471.50		1,770,751.30		8,445,222.80
883 Second Injury	\$48,189,505.22		514,154.11		271,610.13		48,432,049.20		53,694.69		48,485,743.89
TOTAL ENTERPRISE FUNDS	\$ 67,093,489.76	\$	532,508,561.87	\$	502,101,027.14	\$	97,501,024.49	\$	39,878,193.94	\$	137,379,218.43
INTERNAL SERVICE FUNDS											
006 Public Records Efficiency, Preservation & Access	\$ 1,904,422.03	\$	(132,082.13)	\$	246,259.69	\$	1,526,080.21	\$	4,694.00	\$	1,530,774.21
405 Legal Services Revolving	7,712,486.62		13,438,850.85		14,379,481.32		6,771,856.15		83,843.27		6,855,699.42
410 Transportation Equipment	16,108,296.93		952,267.52		4,208,740.79		12,851,823.66		5,000.05		12,856,823.71
415 Personnel Service	2,226,008.79		(43,940.38)		660,946.27		1,521,122.14		387.74		1,521,509.88
418 State Health Care Authority Administrative	2,501,482.32		1,445,316.16		1,655,630.01		2,291,168.47			2,291,168.47
455 Higher Education Personnel Service	492,072.78		(23,520.38)		62,135.19		406,417.21		127.70		406,544.91
468 OFM Central Service	289,221.13		124,709.43		1,063,522.45		(649,591.89)			(649,591.89)
483 Auditing Services Revolving	(571,388.45)		731,315.05		547,511.50		(387,584.90)		451.40		(387,133.50)
484 Administrative Hearings Revolving	(895,632.50)		1,806,664.25		1,898,360.16		(987,328.41)		13,397.32		(973,931.09)
492 School Employees' Insurance Administrative	\$12,004,637.62		(20.58)		1,659,894.50		10,344,722.54		185.92		10,344,908.46
TOTAL INTERNAL SERVICE FUNDS	\$ 41,771,607.27	\$	18,299,559.79	\$	26,382,481.88	\$	33,688,685.18	\$	108,087.40	\$	33,796,772.58
PENSION TRUST FUNDS											
614 Volunteer Firefighters' Relief and Pension Principal	\$ 21,037,148.37	\$	548,779.05	\$	1,160,001.64	\$	20,425,925.78	\$	139,423.10	\$	20,565,348.88
615 State Patrol - Plan1	981,999.14		6,965,443.55		6,942,335.75		1,005,106.94		40,888.87		1,045,995.81
616 Judges' Retirement	976,227.27		101,675.53		25,261.68		1,052,641.12		2,839.56		1,055,480.68
630 State Patrol - Plan 2	363,604.04		1,256,810.90		1,209,267.25		411,147.69			411,147.69
631 Public Employees' Retirement System Plan 1	10,069,500.12		160,978,730.72		162,104,864.87		8,943,365.97		1,752,202.09		10,695,568.06
632 Teachers' Retirement System Plan 1	7,294,528.22		121,827,406.03		122,331,975.24		6,789,959.01		2,565,063.79		9,355,022.80
633 School Employees' Retirement System Combined Plan 2 & 3	5,854,777.69		61,991,313.95		62,157,904.91		5,688,186.73		295,605.84		5,983,792.57
635 Public Safety Employees Retirement System Plan 2	379,444.16		7,680,745.01		7,775,564.45		284,624.72		2,163.00		286,787.72
641 Public Employees' Retirement System Combined Plan 2 & 3	14,053,582.91		279,660,776.57		281,960,092.41		11,754,267.07		1,181,100.63		12,935,367.70
642 Teachers' Retirement System Combined Plan 2 and 3	19,118,182.88		195,601,106.16		197,449,532.90		17,269,756.14		319,772.57		17,589,528.71
722 Deferred Compensation Principal	2,962,485.42		57,320,238.17		55,903,787.45		4,378,936.14			4,378,936.14
729 Judicial Retirement Principal	9,701.52		2,622.35		2,605.18		9,718.69			9,718.69
819 LEOFF Plan 1 Retirement	3,191,826.00		31,334,487.34		31,819,630.02		2,706,683.32		421,025.33		3,127,708.65
829 LEOFF Plan 2 Retirement	4,460,576.64		67,174,142.59		67,317,929.26		4,316,789.97		151,010.62		4,467,800.59
882 Washington Judicial Retirement System	\$8,560,536.24		401,444.17		667,859.84		8,294,120.57			8,294,120.57
TOTAL PENSION TRUST FUNDS	\$ 99,314,120.62	\$	992,845,722.09	\$	998,828,612.85	\$	93,331,229.86	\$	6,871,095.40	\$	100,202,325.26
AGENCY FUNDS											
01P Suspense	\$ 45,969,090.94	\$	2,235,391,234.44	\$	2,190,549,952.19	\$	90,810,373.19	\$	22,733.35	\$	90,833,106.54

RECEIPTS AND DISBURSEMENTS FOR TREASURY FUNDS

	July 1, 2019	July 2019		July 31, 2019		
	Beginning Book Balance	Plus Receipts	Less Disbursements	Ending Book Balance	Outstanding Warrants	Ending Cash Balance
AGENCY FUNDS (Continued)						
01R Undistributed Receipts	\$ 1,065.52	\$ 1,389,810.60	\$	\$ 1,390,876.12	\$	\$ 1,390,876.12
01T Local Leasehold Excise Tax	259,267.57	(2,039,104.82)	2,298,372.39	2,298,372.39
034 Local Sales and Use Tax
035 State Payroll Revolving	25,269,080.24	536,579,507.93	542,144,753.83	19,703,834.34	1,612,671.94	21,316,506.28
768 Local Real Estate Excise Tax
795 State Investment Board Commingled Monthly Bond
847 Separately Managed State Agency Investment
865 State Investment Board Commingled Trust	2,337.46	2,337.46	2,337.46
877 OASI Contribution
TOTAL AGENCY FUNDS	\$ 71,498,504.27	\$ 2,773,362,890.43	\$ 2,730,655,601.20	\$ 114,205,793.50	\$ 1,635,405.29	\$ 115,841,198.79
TOTAL TREASURY FUNDS	\$ 7,835,749,058.33	\$ 8,149,233,899.93	\$ 9,475,022,570.40	\$ 6,509,960,387.86	\$ 115,620,089.84	\$ 6,625,580,477.70

RECEIPTS AND DISBURSEMENTS FOR TREASURER'S TRUST FUNDS

	July 1, 2019		July 2019		July 31, 2019	
	Beginning Book Balance	Plus Receipts	Less Disbursements	Ending Book Balance	Outstanding Warrants	Ending Cash Balance
GENERAL FUND						
06N Local Tax Administration	\$	\$	\$	\$	\$	\$
07F Commercial Fisheries Buyback
08B Foster Care Endowed Scholarship Trust	15,982.98	26.83	16,009.81	16,009.81
08E Individual Development Account Program	1,999.82	3.35	2,003.17	2,003.17
08N State Financial Aid	13,790,457.89	76,980.36	9,856,980.93	4,010,457.32	7,676.89	4,018,134.21
08T Transportation Innovative Partnership
10V Invasive Species Council
11M Poet Laureate	115.55	115.55	115.55
11R Hospital Infection Control Grant
12L Outdoor Education and Recreation Prog	920,389.28	920,389.28	920,389.28
12P Geoduck Aquaculture Research	81,863.58	400,000.00	47,353.84	434,509.74	434,509.74
131 Fair	214,355.18	2,000,444.93	5,121.36	2,209,678.75	2,209,678.75
14N Legislative Oral History	58,650.20	58,650.20	58,650.20
14P Skeletal Human Remains Assistance	290,642.30	290,642.30	290,642.30
15B Food Animal Vet Scholarship
15N Business Assistance
16F Washington State Flag	410.96	410.96	410.96
16K Mortgage Recovery
16R Multiagency Permitting Team	95,422.50	160.19	95,582.69	95,582.69
17R Aerospace Training Student Loan	216,770.76	14,126.91	21,364.42	209,533.25	21.62	209,554.87
18C Native Education Public-Private Partnership
18F High School Completion
18G Opportunity Scholarship Match Transfer	1,036,241.81	936,307.82	99,933.99	99,933.99
18K 24/7 Sobriety	7,678.21	895.40	8,573.61	8,573.61
18V Science, Technology, Engineering and Math Education Lighthouse
19J Universal Communications Services	6,594,521.32	6,939.54	6,587,581.78	6,587,581.78
19V Andy Hill Cancer Research Endowment Fund Match Transfer	133,245.42	87,884.93	45,360.49	45,360.49
20L Early Start
21J Gina Grant Bull Memorial Legislative Page Scholarship	36,388.99	15,261.09	51,650.08	51,650.08
21K Skilled Worker Awareness Grant Program	157,237.85	8,084.16	149,153.69	149,153.69
21L Low-Income Home Rehab Revolving Loan Program
21T Suicide-Safer Homes Project	0.01	0.01	0.01
22A State Agency Office Relocation Pool	2,963,469.56	260,619.94	2,702,849.62	2,702,849.62
22B Highway Worker Memorial Scholarship
22S Landlord Mitigation Program	486,674.76	124,524.77	167,354.60	443,844.93	10,000.00	453,844.93
22V Medical Student Loan
23B Rural Jobs Program Match Transfer
23E Washington History Day	50,159.51	581.42	50,740.93	50,740.93
23F Open Educational Resources

RECEIPTS AND DISBURSEMENTS FOR TREASURER'S TRUST FUNDS

	July 1, 2019		July 2019		July 31, 2019		
	Beginning Book Balance		Plus Receipts	Less Disbursements	Ending Book Balance	Outstanding Warrants	Ending Cash Balance
GENERAL FUND (Continued)							
23L Indian Health Improvement Reinvestment	\$		\$		\$		\$
24A Behavioral Health Loan Repayment Program
24F Veterans Service Officer
290 Savings Incentive	2,173,221.21		425.00	22,837.15	2,150,809.06		2,150,809.06
447 Information Technology Investment Revolving	3,083,794.87		(262,353.15)	463,693.86	2,357,747.86	1,196.91	2,358,944.77
473 School Employees Insurance Reserve
474 School Employees Flexible & Dependent Care Administration
475 School Employees Dental Benefits Administration
490 Regional Transportation Investment District
493 School Employees' Insurance
494 School Employees' Benefits Board Administration
514 Agricultural Conservation Easements
534 Washington Graduate Fellowship Trust	489.80			489.80		489.80
551 Washington Youth and Families	124,634.31			124,634.31		124,634.31
552 Conservation Assistance Revolving	392,730.05		11,042.00		403,772.05		403,772.05
567 Long-Term Services and Supports Trust
646 Higher Ed Retirement Plan Supplemental Benefit	16,235.37		1,077,605.79	1,079,228.00	14,613.16		14,613.16
653 Washington Distinguished Professorship Trust
743 College Faculty Awards Trust	186.14			186.14		186.14
747 Health Professional Loan Repayment & Scholarship Program	8,266,861.48		323,422.77	1,137,032.48	7,453,251.77	30,943.37	7,484,195.14
748 Higher Education Coord. Board for Innovation and Quality
781 Cross-State Trail	473.10			473.10		473.10
793 Health Insurance Pool
817 Stadium and Exhibition Center Construction
835 Four Year Student Child Care in Higher Education	\$6,326.57		1,000.00	5,326.57		5,326.57
TOTAL GENERAL FUND	\$ 41,217,631.34		\$ 3,783,147.66	\$ 14,101,803.03	\$ 30,898,975.97	\$ 49,838.79	\$ 30,948,814.76
SPECIAL REVENUE FUNDS							
01F Crime Victims' Compensation	\$ 213,757.39	\$ 254,048.01	\$ 169,509.90	\$ 298,295.50	\$	\$ 298,295.50	
03K Industrial Insurance Premium Refund	3,957,846.77	(70.17)	97,669.12	3,860,107.48	16.94	3,860,124.42	
04F Real Estate Education Program	664,217.45	3,924.51	10,821.76	657,320.20	657,320.20	
06H Oral History, State Library, and Archives	45,287.75	51,764.03	25,006.09	72,045.69	72,045.69	
06J Securities Prosecution	555,170.79	1,125.00	905.33	555,390.46	555,390.46	
07A Mortgage Lending Fraud Prosecution	133,795.07	28,245.20	34,142.00	127,898.27	34,142.00	162,040.27	
07B Organ and Tissue Donation Awareness	251,521.10	33,156.50	82,821.37	201,856.23	201,856.23	
07E Contract Harvesting Revolving	10,295,730.27	(167,283.59)	(2,062,096.74)	12,190,543.42	12,190,543.42	
07J "Helping Kids Speak"	3,754.34	2,268.01	2,660.00	3,362.35	3,362.35	
07K Special License Plate Applicant Trust	12,206.00	12,206.00	12,206.00	
07L Legislative International Trade	299.15	299.15	299.15	
07N Produce Railcar Pool	49.43	0.09	49.52	49.52	

RECEIPTS AND DISBURSEMENTS FOR TREASURER'S TRUST FUNDS

	July 1, 2019		July 2019		July 31, 2019		
	Beginning Book Balance		Plus Receipts	Less Disbursements	Ending Book Balance	Outstanding Warrants	Ending Cash Balance
SPECIAL REVENUE FUNDS (Continued)							
07T Commemorative Works	\$ 3,380.72	\$	5.67	\$	\$ 3,386.39	\$	\$ 3,386.39
07V Fish and Wildlife Enforcement Reward	788,451.47		(119,727.75)	18,208.95	650,514.77	309.93	650,824.70
08C Gonzaga University Alumni Association	6,007.02		4,293.34	4,001.65	6,298.71	6,298.71
08F Lighthouse Environmental Programs	12,847.32		7,319.66	7,725.68	12,441.30	12,441.30
08G Flexible Spending Administrative	2,556,201.83		27,111.46	56,957.19	2,526,356.10	2,526,356.10
08J Prescription Drug Consortium	42,947.77		42,947.77	42,947.77
08L "Ski & Ride Washington"	3,355.56		2,653.00	2,898.00	3,110.56	3,110.56
08P State Parks Education and Enhancement	397,961.94		12,226.67	15,226.37	394,962.24	394,962.24
08V Veterans Stewardship	2,149,333.43		64,115.70	40,641.01	2,172,808.12	74.39	2,172,882.51
08W "Washington's National Park Fund"	23,925.90		20,390.99	19,483.33	24,833.56	24,833.56
098 Eastern Washington Pheasant Enhancement	270,069.29		5,734.37	9,043.35	266,760.31	266,760.31
09A We Love Our Pets	11,979.24		4,206.99	4,302.67	11,883.56	11,883.56
09B Boating Safety Education Certification	648,171.39		47,668.99	11,350.66	684,489.72	550.00	685,039.72
09J Washington Coastal Crab Pot Buoy Tag	225,393.27		600.00	224,793.27	224,793.27
09K Life Sciences Discovery	101,551.06		192.32	12,370.12	89,373.26	89,373.26
09L Nursing Resource Center	180,462.68		58,695.00	307.36	238,850.32	100.00	238,950.32
10F "Share the Road"	18,010.05		7,464.34	7,079.34	18,395.05	18,395.05
11A Employment Training Finance	228,044.02		4,418.04	232,462.06	232,462.06
11J Electronic Products Recycling	654,495.68		(7,372.03)	16,715.85	630,407.80	630,407.80
11P Large On-Site Sewage Systems
11V Veteran Estate Management	60,658.44		29,651.40	69,810.62	20,499.22	2,310.00	22,809.22
126 Agricultural Local	16,975,950.88		2,932,827.95	3,193,081.15	16,715,697.68	45,884.57	16,761,582.25
128 Grain Inspection Revolving	3,672,347.69		982,909.81	1,278,503.36	3,376,754.14	1,260.32	3,378,014.46
12E Assisted Living Facility Management	339,746.85		(8,024.61)	347,771.46	347,771.46
12F Manufactured/Mobile Home Dispute Resol	2,605,807.46		25,982.57	39,819.51	2,591,970.52	2,591,970.52
12G Rockfish Research	345,811.64		33,863.14	5,803.94	373,870.84	2.00	373,872.84
12H Uniformed Service Shared Leave Pool	848,722.01		(7,111.98)	855,833.99	855,833.99
12N Get Ready For Math & Science Schlarshp	116,167.34		794.22	116,961.56	116,961.56
133 Children's Trust	472,176.48		3,593.08	1,379.50	474,390.06	474,390.06
14E Washington State Library Operations	3,066,952.48		392,340.00	709,180.58	2,750,111.90	6,787.59	2,756,899.49
14W Reduced Cigarette Ignition Propensity	599,876.89		5,007.06	4,926.53	599,957.42	450.00	600,407.42
15A Transitional Housing Oper & Rent	0.41		0.41	0.41
15T Broadband Mapping
15V Funeral and Cemetery	746,783.42		22,329.06	59,194.08	709,918.40	1,498.41	711,416.81
15W Guaranteed Asset Protection Waiver	19,500.00		19,500.00	19,500.00
163 Worker and Community Right to Know	1,020,919.25		253,063.66	211,064.84	1,062,918.07	75.17	1,062,993.24
169 Horse Racing Commission Operating	944,725.56		202,481.22	373,773.87	773,432.91	576.25	774,009.16
16B Landscape Architects' License	297,676.34		20,100.00	14,361.50	303,414.84	4.90	303,419.74
16E Spec Forest Products Outreach/Education	12,800.77		22,139.33	34,940.10	34,940.10

RECEIPTS AND DISBURSEMENTS FOR TREASURER'S TRUST FUNDS

	July 1, 2019		July 2019		July 31, 2019		
	Beginning Book Balance		Plus Receipts	Less Disbursements	Ending Book Balance	Outstanding Warrants	Ending Cash Balance
SPECIAL REVENUE FUNDS (Continued)							
16G Universal Vaccine Purchase	\$ 8,202,756.61	\$	7,106,620.51	\$ 6,458,098.92	\$ 8,851,278.20	\$	\$ 8,851,278.20
16H Columbia River Salmon/Steelhead Endorsement	21,315.05		90,729.98	122,792.44	(10,747.41)	22.50	(10,724.91)
16L Accessible Communities	512,521.58		12,542.93	16,677.88	508,386.63	508,386.63
16N Disabled Veterans Assistance
16T Product Stewardship Programs	287,882.13		(2,529.36)	6,631.22	278,721.55	278,721.55
17L Foreclosure Fairness	551,817.40		97,773.68	109,562.59	540,028.49	1,066.67	541,095.16
17M Individual-Based/Portable Background Check Clearance	51,962.60		30,336.00	23,750.93	58,547.67	588.00	59,135.67
17V Volunteer Firefighters	6,435.35		3,084.66	3,388.02	6,131.99	6,131.99
180 Local Government Administrative Hearings	267,445.54		6,348.91	1,875.13	271,919.32	271,919.32
189 Clarke-McNary
18A Investing In Innovation	34,347.09		34,347.09	34,347.09
18E Educator Certification Processing	2,713,512.85		226,133.69	169,973.82	2,769,672.72	1,261.40	2,770,934.12
18M Music Matters Awareness	7,111.98		5,723.67	5,123.99	7,711.66	7,711.66
18N Damage Prevention	120,871.00		4,500.00	125,371.00	125,371.00
18R Seattle Sounders FC	6,811.95		5,355.01	4,529.01	7,637.95	7,637.95
190 Forest Fire Protection Assessment	7,848,430.97		(491,006.70)	869,901.12	6,487,523.15	10,263.15	6,497,786.30
193 State Forest Nursery Revolving	1,697,976.08		(90,825.09)	127,818.28	1,479,332.71	36,179.68	1,515,512.39
195 Energy	214.25		0.06	214.31	214.31
197 Statute Law Committee Publications	845,149.18		6,373.26	11,651.47	839,870.97	839,870.97
198 Access Road Revolving	9,064,947.17		(536,251.37)	88,736.34	8,439,959.46	14,701.23	8,454,660.69
19B School for the Blind	2,330,693.40		49,871.36	191,489.15	2,189,075.61	2,189,075.61
19E 4-H Program	367.67		476.00	480.67	363.00	363.00
19F Seattle Seahawks	88,598.06		37,174.70	32,367.33	93,405.43	93,405.43
19H Center for Deaf/Hard of Hearing Youth	424,466.64		71,179.77	495,646.41	495,646.41
19M Seattle University	30,410.33		655.67	31,066.00	31,066.00
19P Child Rescue	28,198.38		1,094.02	29,292.40	29,292.40
19R Residential Services and Support	57,110.57		(3,000.00)	60,110.57	60,110.57
19W Wolf-Livestock Conflict	309,631.63		600.00	309,031.63	309,031.63
205 Mobile Home Park Relocation	1,758,796.88		50,935.30	14,326.61	1,795,405.57	1,795,405.57
206 Cost of Supervision	629,334.46		174,583.34	23,239.79	780,678.01	325.01	781,003.02
209 Regional Fisheries Enhancement Group	1,775,959.78		82,326.08	231,992.61	1,626,293.25	4.83	1,626,298.08
20A State Flower	2,580.67		2,228.33	2,041.67	2,767.33	2,767.33
20D CPA Scholarship Transfer	225,000.00		225,000.00	225,000.00
20E WA Internet Crimes Against Children	1,502,000.00		44,746.70	1,457,253.30	44,746.70	1,502,000.00
20G Washington Farmers and Ranchers	788.67		280.00	1,068.67	144.67	1,213.34
20K Licensing & Enforcement System Modernization	1,199,946.02		0.01	1,199,946.01	30.99	1,199,977.00
20P Nursing Facility Quality Enhancement	2,397,680.61		2,397,680.61	2,397,680.61
20W Washington Tennis	3,717.00		112.00	3,829.00	3,829.00
210 Fire Protection Contractor License	515,984.85		10,353.89	47,082.31	479,256.43	904.00	480,160.43

RECEIPTS AND DISBURSEMENTS FOR TREASURER'S TRUST FUNDS

	July 1, 2019		July 2019		July 31, 2019		
	Beginning Book Balance		Plus Receipts	Less Disbursements	Ending Book Balance	Outstanding Warrants	Ending Cash Balance
SPECIAL REVENUE FUNDS (Continued)							
213 Veterans' Emblem	\$ 37,430.94	\$	560.00	\$	37,990.94	\$	37,990.94
214 Temporary Worker Housing	316,466.40		1,716.00	10,146.37	308,036.03	242.00	308,278.03
219 Air Operating Permit	2,250,144.66		10,102.37	56,168.50	2,204,078.53	1.74	2,204,080.27
21A Washington State Wrestling	504.00		588.00	434.00	658.00		658.00
21C Washington Sexual Assault Kit	1,259,291.91		2,140.39	96,181.81	1,165,250.49		1,165,250.49
21F Fred Hutch	224.00		557.67	224.00	557.67		557.67
21G Washington State Aviation	49,335.33		2,982.01		52,317.34		52,317.34
21N NE WA Wolf-Livestock Management	72,678.73		432,122.05		504,800.78		504,800.78
21Q Forest Health Revolving	12,761,175.67		(184,144.79)	(882,884.52)	13,459,915.40	29.96	13,459,945.36
21U Veteran's In-State Service Shared Leave Pool	77,869.87			(3,432.92)	81,302.79		81,302.79
21W K-12 Criminal Background Check	178,637.66		206,179.25	117,824.03	266,992.88	44.25	267,037.13
225 Fingerprint Identification	3,796,129.17		1,221,595.24	1,419,782.89	3,597,941.52	35,888.70	3,633,830.22
22G Photovoltaic Module Recycling	7,510.57		5,095.95	877.52	11,729.00		11,729.00
22H Foster Parent Shared Leave Pool	34,223.20			1,336.51	32,886.69		32,886.69
22K Watershed Restoration Enhancement	51,100.00		47,250.00		98,350.00		98,350.00
22L Public Use General Aviation Airport Loan Revolving	5,000,023.29				5,000,023.29		5,000,023.29
22N Fish and Wildlife Federal Lands Revolving							
22P Natural Resources Federal Lands Revolving	186,856.02		(51,413.81)	14,613.54	120,828.67		120,828.67
22Q Seattle Mariners	12,189.34		1,619.33		13,808.67		13,808.67
23A Student Loan Advocate							
23C Department of Licensing Tuition Recovery	25,339.41		4,689.68		30,029.09		30,029.09
23D Student Achievement Council Tuition Recovery Trust							
23K Smoke Detection Device Awareness							
23M County Road Administration Board Emergency Loan							
23U Compostable Products Revolving							
24C San Juan Islands Programs							
24D Seattle Storm							
24E Washington State Library-Archives Building			39.00		39.00		39.00
24G Hemp Regulatory			29,700.00		29,700.00		29,700.00
259 Coastal Crab	109,667.78			897.05	108,770.73		108,770.73
274 Adult Family Home	805,078.98			(13,258.67)	818,337.65		818,337.65
281 Impaired Driving Safety	343,294.03		147,012.90	402,750.00	87,556.93		87,556.93
283 Juvenile Accountability Incentive	85,832.72		144.10		85,976.82		85,976.82
294 Sea Cucumber Dive Fishery	(3,016.23)				(3,016.23)		(3,016.23)
295 Sea Urchin Dive Fishery	(8.23)				(8.23)		(8.23)
297 Pipeline Safety	3,841,547.86		986,227.06	255,039.97	4,572,734.95	884.60	4,573,619.55
298 Geologists'	390,181.17		36,670.00	25,138.61	401,712.56	441.08	402,153.64
300 Financial Services Regulation	23,567,518.31		631,904.54	3,090,774.40	21,108,648.45	51,359.76	21,160,008.21
320 Puget Sound Crab Pot Buoy Tag	55,279.12		4,385.00	300.00	59,364.12		59,364.12

RECEIPTS AND DISBURSEMENTS FOR TREASURER'S TRUST FUNDS

	July 1, 2019		July 2019		July 31, 2019		
	Beginning Book Balance		Plus Receipts	Less Disbursements	Ending Book Balance	Outstanding Warrants	Ending Cash Balance
SPECIAL REVENUE FUNDS (Continued)							
328 Crim Justice Training Commis Firing Range Maintenance	\$ 115,439.00	\$	\$	\$	\$ 115,439.00	\$	\$ 115,439.00
416 Surplus and Donated Food Commodities Revolving	4,801,692.77		392,218.87	442,779.79	4,751,131.85	235.83	4,751,367.68
424 Anti-Trust Revolving	1,079,592.31		(7,543.61)	169,540.49	902,508.21	902,508.21
480 Financial Education Public-Private Partnership	67,076.69		8,142.58	58,934.11	506.14	59,440.25
485 Horse Racing Owners' Bonus/Breeder Awards	267,386.62		78,433.59	345,820.21	345,820.21
495 Toll Collection	22,020,183.81		17,675,773.06	16,710,901.59	22,985,055.28	42,162.21	23,027,217.49
496 Future Teachers Conditional Scholarship	2,451,820.65		22,739.50	10,313.31	2,464,246.84	3,151.78	2,467,398.62
497 Horse Racing Commission Class C Purse Fund	35,320.14		6,638.21	41,958.35	41,958.35
498 Washington State Council of Fire Fighters Benevolent	17,115.72		12,782.01	11,204.69	18,693.04	18,693.04
499 Law Enforcement Memorial	51,117.06		28,725.68	26,537.00	53,305.74	53,305.74
501 Liquor Revolving	6,684,597.81		34,582,145.07	6,793,846.84	34,472,896.04	199,455.38	34,672,351.42
503 Tuition Recovery	3,948,866.18		40,574.33	3,068.22	3,986,372.29	3,986,372.29
515 DNA Data Base	572,912.63		39,070.46	146,442.71	465,540.38	465,540.38
516 Fruit and Vegetable Inspection	7,889,582.80		1,813,030.78	2,311,525.47	7,391,088.11	83,813.24	7,474,901.35
536 Federal Food Service Revolving	2,389,797.69		3,719,534.47	3,791,750.77	2,317,581.39	108,349.41	2,425,930.80
553 Performance Audits of Government	5,548,127.80		1,910,207.86	2,040,856.62	5,417,479.04	4,360.92	5,421,839.96
561 Community Technical College Innovation	1,238,505.91		142,289.39	1,607,213.63	(226,418.33)	(226,418.33)
687 Rural Rehabilitation	86,400.31		210.63	(30,000.00)	116,610.94	116,610.94
688 Federal Local Rail Service Assistance	80,467.48		124.99	80,592.47	80,592.47
731 Child Care Facility Revolving	1,513,012.88		5,922.41	1,518,935.29	1,518,935.29
732 Nursing Home Civil Penalties	2,779,289.80		(25,030.90)	2,804,320.70	2,804,320.70
746 Hanford Area Economic Investment	65,540.97		6,171.30	71,712.27	71,712.27
749 Governor's Interagency Committee of State Employed Women	101,987.52		10,050.00	1,541.30	110,496.22	110,496.22
761 Basic Health Plan Subscription	250,744.09		250,744.09	250,744.09
763 Center for the Improvement of Student Learning	35,600.68		35,600.68	35,600.68
773 Commission on Higher Ed Prof Student Ex Program	51,200.00		51,200.00	51,200.00
774 University of Washington License Plate	309,757.13		27,330.36	28.00	337,059.49	337,059.49
776 Washington State University License Plate	55,617.36		55,939.38	111,556.74	111,556.74
778 Western Washington University License Plate	140.00		2,163.01	2,303.01	2,303.01
779 Eastern Washington University License Plate	62,289.43		4,099.67	66,389.10	66,389.10
780 School Zone Safety Account	1,557,895.96		28,192.14	66,994.02	1,519,094.08	1,519,094.08
783 Central Washington University License Plate	1,204.00		2,095.34	3,299.34	3,299.34
784 Miscellaneous Transportation Programs	7,258,898.85		26,101,641.26	35,372,341.47	(2,011,801.36)	2,344,304.12	332,502.76
786 The Evergreen State College License Plate	9,143.04		315.00	9,458.04	9,458.04
789 Advanced Environmental Mitigation Revolving	876,071.33		4,837.44	880,908.77	880,908.77
816 Stadium and Exhibition Center	51,644,870.13		13,343,161.42	64,988,031.55	64,988,031.55
821 Impaired Physician	353,956.81		162,050.00	338,785.20	177,221.61	200.00	177,421.61
823 Livestock Nutrient Management	36,918.72		400.00	4,837.58	32,481.14	32,481.14
833 Developmental Disabilities Endowment Trust	1,974,433.09		(85,800.14)	192,789.70	1,695,843.25	1,695,843.25

RECEIPTS AND DISBURSEMENTS FOR TREASURER'S TRUST FUNDS

	July 1, 2019		July 2019		July 31, 2019		
	Beginning Book Balance		Plus Receipts	Less Disbursements	Ending Book Balance	Outstanding Warrants	Ending Cash Balance
SPECIAL REVENUE FUNDS (Continued)							
834 Capitol Furnishings Preservation Committee	\$ 21,603.93	\$	\$ 6,498.08	\$	\$ 15,105.85	\$	\$ 15,105.85
878 Federal Forest Revolving	5,686.21	9.14	5,695.35	5,695.35
880 Advance Right-of-Way Revolving	26,033,886.92	(88,715.96)	422.12	25,944,748.84	25,944,748.84
884 Gambling Revolving	8,204,872.53	1,567,632.54	1,210,800.44	8,561,704.63	25,487.12	8,587,191.75
885 Plumbing Certificate	1,157,445.38	94,344.01	77,249.66	1,174,539.73	45.79	1,174,585.52
892 Pressure Systems Safety	\$554,463.15	213,720.88	197,765.30	570,418.73	300.99	570,719.72
TOTAL SPECIAL REVENUE FUNDS	\$ 321,700,662.43	\$ 117,680,073.58	\$ 89,222,050.03	\$	\$ 350,158,685.98	\$ 3,105,546.32	\$ 353,264,232.30
CAPITAL PROJECTS FUNDS							
366 Watershed Restoration Enhancement Bond	\$ 1,879,456.25	\$	\$ 118,762.98	\$	\$ 1,760,693.27	\$	\$ 1,760,693.27
377 Watershed Restoration Enhancement Taxable Bond
TOTAL CAPITAL PROJECTS FUNDS	\$ 1,879,456.25	\$	\$ 118,762.98	\$	\$ 1,760,693.27	\$	\$ 1,760,693.27
PERMANENT FUNDS							
842 American Indian Scholarship Endowment	\$ 301,809.14	\$ 506.66	\$ 550.00	\$	\$ 301,765.80	\$	\$ 301,765.80
852 Foster Care Scholarship Endowment	\$3,768.56	6.33	3,774.89	3,774.89
TOTAL PERMANENT FUNDS	\$ 305,577.70	\$ 512.99	\$ 550.00	\$	\$ 305,540.69	\$	\$ 305,540.69
ENTERPRISE FUNDS							
22E Family and Medical Leave Enforcement	\$ 397,738.06	\$	\$	\$	\$ 397,738.06	\$	\$ 397,738.06
22F Family and Medical Leave Insurance	26,825,305.05	30,541,072.10	4,809,315.88	52,557,061.27	52,557,061.27
413 Municipal Revolving	1,752,120.12	3,338,940.96	3,003,197.26	2,087,863.82	13,396.03	2,101,259.85
442 Legislative Gift Center	119,657.82	26,571.78	17,624.70	128,604.90	367.88	128,972.78
445 Self-Insured Emplr Overpymt Reimb	193,902.83	1,446.20	59,802.63	135,546.40	102,084.29	237,630.69
446 Industrial Insurance Rainy Day Fund
449 Certificates of Participation and Other Financing - Local	292,571.60	10,455,705.72	10,539,051.89	209,225.43	209,225.43
456 Separately Managed State Treasurer's Service	60,447.06	7,480.88	2,523.42	65,404.52	65,404.52
463 Washington College Savings Program	(509,979.59)	82,877.72	57,786.12	(484,887.99)	537.59	(484,350.40)
470 Imaging	145,832.90	29,419.00	38,905.29	136,346.61	136,346.61
477 Lottery Investment
543 Judicial Information Systems	5,469,309.41	1,730,373.54	1,456,082.39	5,743,600.56	17,530.99	5,761,131.55
544 Pollution Liability Insurance Program Trust	36,224,118.34	(113,915.70)	837,623.96	35,272,578.68	35,272,578.68
545 Heating Oil Pollution Liability Trust	1,476,954.91	97,235.66	76,228.79	1,497,961.78	1,497,961.78
788 Advanced College Tuition Payment Program	\$19,382,448.80	2,365,175.56	4,944,734.02	16,802,890.34	769,000.10	17,571,890.44
TOTAL ENTERPRISE FUNDS	\$ 91,830,427.31	\$ 48,562,383.42	\$ 25,842,876.35	\$	\$ 114,549,934.38	\$ 902,916.88	\$ 115,452,851.26
INTERNAL SERVICE FUNDS							
12V PEBB Medical Benefits Admin	\$	\$	\$	\$	\$	\$	\$
411 Natural Resources Equipment	6,266,277.51	(505,189.90)	(1,514,195.04)	7,275,282.65	35,799.80	7,311,082.45
421 Education Technology Revolving	5,550,895.65	1,443,204.53	4,107,691.12	119,553.39	4,227,244.51

RECEIPTS AND DISBURSEMENTS FOR TREASURER'S TRUST FUNDS

	July 1, 2019		July 2019		July 31, 2019		
	Beginning Book Balance		Plus Receipts	Less Disbursements	Ending Book Balance	Outstanding Warrants	Ending Cash Balance
INTERNAL SERVICE FUNDS (Continued)							
422 General Administration Services	\$ 18,924,840.72	\$ 22,993,489.14	\$ 17,103,485.08	\$ 24,814,844.78	\$ 420,117.25	\$ 25,234,962.03	
436 OFM Labor Relations Service	1,591,177.30	135,298.50	363,238.39	1,363,237.41	402.33	1,363,639.74	
438 Uniform Dental Plan Benefits Administration	62,627.93	533,500.00	596,127.93	596,127.93	
439 Uniform Medical Plan Benefits Administration	3,571,199.96	5,358,812.00	1,619,721.78	7,310,290.18	7,310,290.18	
444 Fish & Wildlife Equipment	685,186.14	91,198.83	71,698.38	704,686.59	1,138.24	705,824.83	
453 Minority and Women's Business Enterprises	349,909.96	727,050.57	250,130.70	826,829.83	7,866.80	834,696.63	
458 Consolidated Technology Services Revolving	15,148,644.00	11,104,395.62	11,378,501.94	14,874,537.68	72,395.80	14,946,933.48	
461 Shared Information Technology System Revolving	
466 Statewide Info Tech System Development Revolving	1,391,694.12	436,682.81	955,011.31	955,011.31	
471 State Patrol Nonappropriated Airplane Revolving	109,997.93	171,351.00	30,787.29	250,561.64	537.36	251,099.00	
472 Statewide Info Tech System Maintenance & Operations Revolving	13,107,987.11	301,917.66	2,277,144.75	11,132,760.02	7,566.87	11,140,326.89	
546 Risk Management	1,395,791.99	706,743.23	2,483,512.71	(380,977.49)	(380,977.49)	
547 Liability	(135,242,953.35)	41,256,307.26	18,375,025.58	(112,361,671.67)	56,378.69	(112,305,292.98)	
721 Public Employees' and Retirees' Insurance	224,167,732.72	177,637,339.23	180,687,142.36	221,117,929.59	2,828,914.89	223,946,844.48	
730 Public Employees' and Retirees' Insurance Reserve	155,784,124.45	261,519.29	156,045,643.74	156,045,643.74	
739 Certificates of Participation and Other Financing - State	\$750,081.23	101,676,725.50	102,011,461.80	415,344.93	415,344.93	
TOTAL INTERNAL SERVICE FUNDS	\$ 313,615,215.37	\$ 362,450,457.93	\$ 337,017,543.06	\$ 339,048,130.24	\$ 3,550,671.42	\$ 342,598,801.66	
PRIVATE PURPOSE FUNDS							
196 Unclaimed Personal Property	\$ 911,799.06	\$ 7,839,915.13	\$ 8,011,430.39	\$ 740,283.80	\$ 5,321,026.95	\$ 6,061,310.75	
738 Department of Social and Health Services Trust	53,654.52	53,654.52	53,654.52	
799 WA Achieving a Better Life Experience Program	
TOTAL PRIVATE PURPOSE FUNDS	\$ 965,453.58	\$ 7,839,915.13	\$ 8,011,430.39	\$ 793,938.32	\$ 5,321,026.95	\$ 6,114,965.27	
PENSION TRUST FUNDS							
838 LEOFF Retirement System Benefits Improvement	\$	\$	\$	\$	\$	\$	
TOTAL PENSION TRUST FUNDS	\$0.00	\$	\$	\$0.00	\$	\$	
AGENCY FUNDS							
165 Salary Reduction	\$ 2,761,727.69	\$ 2,910,884.42	\$ 2,870,098.84	\$ 2,802,513.27	\$	\$ 2,802,513.27	
16C Real Estate/Property Tax Admin Assistance	65,504.11	67,570.00	65,504.11	67,570.00	67,570.00	
17A County Enhanced 911 Excise Tax	6,321,010.22	166,992.41	6,154,017.81	6,154,017.81	
525 Washington State Combined Fund Drive	930,697.02	335,524.24	8,072.97	1,258,148.29	8,194.33	1,266,342.62	
660 Natural Resources Deposit	24,996,187.48	30,554,383.26	34,528,109.60	21,022,461.14	329,915.15	21,352,376.29	
734 Centennial Document Preservation and Modernization	2,983,077.46	352,628.17	2,983,077.46	352,628.17	352,628.17	
737 High Occupancy Vehicle	
757 Maritime Historic Restoration and Preservation	21,037.34	(7,347.03)	10,455.53	3,234.78	3,234.78	
797 Local Tourism Promotion	1,310,958.30	(105,560.32)	1,416,518.62	1,416,518.62	

RECEIPTS AND DISBURSEMENTS FOR TREASURER'S TRUST FUNDS

	July 1, 2019	July 2019		July 31, 2019		
	Beginning Book Balance	Plus Receipts	Less Disbursements	Ending Book Balance	Outstanding Warrants	Ending Cash Balance
AGENCY FUNDS (Continued)						
802 School Employees Salary Reduction	\$	\$	\$	\$	\$	\$
TOTAL AGENCY FUNDS	\$ 39,390,199.62	\$ 34,213,643.06	\$ 40,526,750.60	\$ 33,077,092.08	\$ 338,109.48	\$ 33,415,201.56
TOTAL TREASURER'S TRUST FUNDS	\$ 810,904,623.60	\$ 574,530,133.77	\$ 514,841,766.44	\$ 870,592,990.93	\$ 13,268,109.84	\$ 883,861,100.77

INVESTMENT STATEMENT

INVESTMENT STATEMENT

Fund / Account	July 1, 2019	Purchased	Maturities & Sales	Amortization	July 31, 2019
Treasury & Treasurer's Trust					
Investments (trade date basis)	\$ 8,719,123,581.17	\$ 3,110,964,246.33	\$ 4,345,850,137.64	\$ 1,809,184.97	\$ 7,486,046,874.83
Reverse Repurchase Agreements
Purchased Accrued Interest	1,912,309.47	778,973.93	1,778,995.50	912,287.90
Total Treasury & Treasurer's Trust	\$ 8,721,035,890.64	\$ 3,111,743,220.26	\$ 4,347,629,133.14	\$ 1,809,184.97	\$ 7,486,959,162.73
Local Government Investment Pool					
Investments (trade date basis)	\$ 17,381,149,846.83	\$ 44,419,180,551.84	\$ 45,423,435,324.87	\$ 15,751,479.40	\$ 16,392,646,553.20
Reverse Repurchase Agreements
Purchased Accrued Interest	40,272.19	40,272.19
Total Local Government Investment Pool	\$ 17,381,190,119.02	\$ 44,419,180,551.84	\$ 45,423,475,597.06	\$ 15,751,479.40	\$ 16,392,646,553.20
Separately Managed Accounts					
Investments (trade date basis)	\$ 209,386,656.71	\$ 15,638,200.41	\$ 20,041,049.15	\$ 76,852.42	\$ 205,060,660.39
Purchased Accrued Interest	81,993.85	4,857.34	51,450.28	35,400.91
Total Separately Managed Accounts	\$ 209,468,650.56	\$ 15,643,057.75	\$ 20,092,499.43	\$ 76,852.42	\$ 205,096,061.30
Total All Accounts	\$ 26,311,694,660.22	\$ 47,546,566,829.85	\$ 49,791,197,229.63	\$ 17,637,516.79	\$ 24,084,701,777.23

INVESTMENT INTEREST INCOME AND CAPITAL GAINS

INVESTMENT INTEREST INCOME AND CAPITAL GAINS CURRENT MONTH AND FISCAL YEAR TO DATE COMPARISON

Fund / Account	July 2019	July 2018	Fiscal Year 2020	Fiscal Year 2019
Treasury & Treasurer's Trust				
Cash	\$ 20,132,724.59	\$ 12,810,066.72	\$ 20,132,724.59	\$ 12,810,066.72
Custody Bank Fees	(5,105.81)	(3,623.28)	(5,105.81)	(3,623.28)
Other Bank Fees	(12,098.28)	(20,278.35)	(12,098.28)	(20,278.35)
Amortization	1,809,184.97	1,015,363.17	1,809,184.97	1,015,363.17
Accrued Interest	(6,846,468.18)	(1,042,610.88)	(6,846,468.18)	(1,042,610.88)
Gains and Losses	(9,826.73)	(15,144.56)	(9,826.73)	(15,144.56)
Total Treasury & Treasurer's Trust	\$ 15,068,410.56	\$ 12,743,772.82	\$ 15,068,410.56	\$ 12,743,772.82
Local Government Investment Pool				
Cash	\$ 20,947,317.15	\$ 13,957,047.33	\$ 20,947,317.15	\$ 13,957,047.33
Amortization	15,751,479.40	12,336,703.23	15,751,479.40	12,336,703.23
Accrued Interest	(2,991,939.70)	806,678.04	(2,991,939.70)	806,678.04
Gains and Losses	506,035.09	88,577.77	506,035.09	88,577.77
Total Local Government Investment Pool	\$ 34,212,891.94	\$ 27,189,006.37	\$ 34,212,891.94	\$ 27,189,006.37
Separately Managed Accounts				
Cash	\$ 594,770.82	\$ 279,125.53	\$ 594,770.82	\$ 279,125.53
Amortization	76,852.42	70,019.98	76,852.42	70,019.98
Accrued Interest	(217,179.28)	9,164.28	(217,179.28)	9,164.28
Gains and Losses
Total Separately Managed Accounts	\$ 454,443.96	\$ 358,309.79	\$ 454,443.96	\$ 358,309.79
Total All Accounts	\$ 49,735,746.46	\$ 40,291,088.98	\$ 49,735,746.46	\$ 40,291,088.98

DUANE A. DAVIDSON
STATE TREASURER
PO BOX 40200
OLYMPIA WA 98504-0200

