



# Washington State Treasurer's Monthly Report

July 2021



**MIKE PELLICCIOTTI**  
State Treasurer

In accordance with the Americans with Disabilities Act, this publication will be made available in alternate formats upon request to the Office of the State Treasurer, Legislative Building, 2nd Floor, Olympia, Washington 98504-0200, telephone (360) 902-9000, fax (360) 902-9037 or TTY Users Call: 7-1-1. Web Site: <http://tre.wa.gov>.

TABLE OF CONTENTS

	<i>Page</i>
State Treasurer’s Letter .....	1
Investment Income Distributions.....	2
General Fund .....	5
Treasury, Treasurer’s Trust and Local Governments Investment Pool Flow Chart.....	6
Treasury, Treasurer’s Trust, Treasury and Treasurer’s Trust Charts.....	7
General Fund and Local Governments Investment Pool Charts .....	8
Receipts and Disbursements for Treasury Funds .....	9
Receipts and Disbursements for Treasurer’s Trust Funds .....	21
Investment Statement .....	30
Investment Interest Income and Capital Gains .....	31





**Mike Pellicciotti**  
Treasurer

**State of Washington  
Office of the Treasurer**

Legislative Building  
P.O. Box 40200  
Olympia, Washington 98504-0200

(360) 902-9000 • TTY 7-1-1  
[www.tre.wa.gov](http://www.tre.wa.gov)



Fellow Washingtonians,

I am pleased to report on the operations of the Office of the State Treasurer for the month of July 2021. At the close of the month, the total of the treasury & treasurer's trust book balances was \$11.9 billion with investment earnings distributed for the month of \$7.3 million.

In the month of July each year, the Office of the State Treasurer reports on the previous fiscal year. During fiscal year 2021, the temporary surplus balances of the 337 treasury funds and 255 trust funds are invested on a daily basis by the State Treasurer and credited to the Treasury Income Account. The State Treasurer distributes the balance of the Treasury Income Account to participating accounts. The amount distributed to each account is based on specific statutory provisions and the ratio of its average daily cash balance to the respective total average daily cash balances of the treasury and treasurer's trust funds.

Total income for fiscal year 2021 of \$84,048,683.70 was distributed to participating treasury funds and \$12,464,713.96 was distributed to participating treasurer's trust funds.

Sincerely,

A handwritten signature in blue ink that reads "Mike Pellicciotti". The signature is fluid and cursive, written over a light blue horizontal line.

Mike Pellicciotti  
Treasurer

# INVESTMENT INCOME DISTRIBUTIONS

## Investment Income – Treasury Funds and Accounts

<b>Fund / Account</b>	<b>Amount Distributed</b>	<b>Fund / Account</b>	<b>Amount Distributed</b>
001 General (See Summary of Distributions on page 3).....	\$ 18,869,623.62	109 Puget Sound Ferry Operations .....	(308,710.34)
01T Local Leasehold Excise Tax .....	30,256.25	11B Regional Mobility Grant Program .....	442,993.24
025 Pilotage .....	(1,874.85)	11E Freight Mobility Multimodal .....	85,104.78
027 Reclamation.....	38,681.60	110 Special Wildlife .....	60,359.76
02M Essential Rail Assistance.....	5,562.12	113 Common School Construction.....	310,342.43
03L County Criminal Justice Assistance.....	59,567.67	12T Traumatic Brain Injury .....	11,158.72
03M Municipal Criminal Justice Assistance.....	18,767.49	125 Site Closure.....	284,260.26
031 State Investment Board Expense.....	57,377.45	14B Budget Stabilization.....	13,966,039.22
036 Capitol Building Construction.....	21,987.55	144 Transportation Improvement.....	15,759.45
039 Aeronautics .....	8,769.05	15H Cleanup Settlement .....	476,711.15
04B Natural Resources Real Property Replacement.....	49,218.36	150 Low-Income Weatherization Assistance.....	13,208.98
04L Public Health Services.....	.10	153 Rural Mobility Grant Program.....	61,094.30
04R Drinking Water Assistance.....	636,981.74	16J SR 520 Corridor.....	634,523.73
041 Resource Management Cost.....	149,298.71	16P Marine Resources Stewardship Trust.....	203.15
042 Charitable, Educational, Penal, and Reformatory Institutions...	39,409.67	16W Hospital Safety Net Assessment.....	642,077.41
05R Drinking Water Assistance Administrative.....	33,641.05	17P SR520 Civil Penalties.....	116,879.68
056 State Higher Education Construction .....	20.25	186 County Arterial Preservation .....	8,386.79
06G Real Estate Appraiser Commission.....	4,307.06	18B Columbia River Basin Tax Bond Water Supply Development..	10,266.41
061 Eastern Washington University Capital Projects.....	33,670.35	18J Capital Vessel Replacement.....	173,168.99
062 Washington State University Building .....	18,550.46	20H Connecting Washington.....	2,617,126.95
063 Central Washington University Capital Projects.....	41,599.25	20J Electric Vehicle Charging Infrastructure .....	63,358.12
064 University of Washington Building.....	84,786.65	20M Puget Sound Taxpayer Accountability.....	25,288.50
065 Western Washington University Capital Projects .....	67,049.40	20N Transportation Future Funding Program.....	46,306.28
066 The Evergreen State College Capital Projects.....	22,465.63	20T PLIA Underground Storage Tank Revolving.....	169,799.92
08A Education Legacy Trust .....	8,309,580.47	201 Department of Licensing Services .....	31,154.68
08M Small City Pavement and Sidewalk .....	6,304.49	204 Volunteer Fire Fighters' & Reserve Officers' Administrative ...	17,779.45
080 Grade Crossing Protective.....	940.92	215 Special Category C .....	(6,574.84)
081 State Patrol Highway.....	148,846.16	218 Multimodal Transportation .....	2,530,423.99
082 Motorcycle Safety Education .....	22,740.45	22C Early Learning Facilities Revolving .....	(2,277.47)
087 Park Land Trust Revolving .....	28,345.04	22D Early Learning Facilities Development.....	(781.38)
09E Freight Mobility Investment.....	97,592.57	22J Abandoned Recreational Vehicle Disposal.....	10,728.38
09H Transportation Partnership .....	(126,602.63)	22T Statewide Tourism Marketing.....	41,028.83
094 Transportation Infrastructure.....	39,189.71	23G Vulnerable Roadway User Education.....	31.95
096 Highway Infrastructure .....	15,985.92	23J Statewide Broadband.....	174,075.28
097 Recreational Vehicle.....	23,273.72	23V Voluntary Cleanup.....	506.16
099 Puget Sound Capital Construction.....	80,707.56	253 Education Construction.....	182.99
10P Columbia River Basin Water Supply .....	43,514.27	296 Columbia River Basin Water Supply Rev Recovery.....	53,506.46
102 Rural Arterial Trust.....	127,373.91	303 Highway Bond Retirement .....	767,984.35
104 State Wildlife.....	204,174.02	304 Ferry Bond Retirement .....	75,016.36
106 Highway Safety.....	285,996.60	305 Transportation Improvement Board Bond Retirement .....	40,567.86
108 Motor Vehicle.....	3,381,832.88	319 Public Health Supplemental.....	23,494.43
		347 Washington State University Bond Retirement .....	165,640.60

*(Investment Income continued on page 3)*

# INVESTMENT INCOME DISTRIBUTIONS

## Investment Income – Treasury Funds and Accounts (Continued)

Fund / Account	Amount Distributed
348 University of Washington Bond Retirement .....	140,677.55
389 Toll Facility Bond Retirement.....	145,725.34
404 State Treasurer’s Service.....	21,483,447.50
410 Transportation Equipment.....	221,447.63
489 Pension Funding Stabilization.....	1,458,308.19
500 Perpetual Surveillance and Maintenance.....	397,869.96
507 Oyster Reserve Land.....	3,905.19
511 Tacoma Narrows Toll Bridge.....	132,778.22
535 Alaskan Way Viaduct Replacement Project.....	(472,481.76)
548 LEOFF System Plan 2 Expense .....	1,922.97
549 Election .....	53,174.40
550 Transportation 2003 .....	(480,537.30)
562 Skilled Nursing Facility Safety Net Trust.....	43,911.44
564 Water Pollution Control Revolving Administration.....	68,951.32
566 Community Forest Trust.....	1,337.61
571 Multiuse Roadway Safety.....	5,487.28
595 I-405 Express Toll Lanes Operations.....	535,738.98
600 Department of Retirement Systems Expense .....	142,683.80
603 Millersylvania Park Trust.....	47.18
609 Medical Aid .....	82,971.14
614 Volunteer Firefighters’ Relief and Pension Principal.....	131,511.36
615 State Patrol – Plan 1 .....	3,211.02
616 Judges’ Retirement .....	10,300.42
630 State Patrol - Plan 2 .....	3,257.32
631 Public Employees’ Retirement System Plan 1 .....	45,863.99
632 Teachers’ Retirement System Plan 1 .....	37,289.09
633 School Employees’ Retirement System Combined Plan 2 & 3 .....	31,917.02
635 Public Safety Employees’ Retirement System Plan 2 .....	2,703.92
641 Public Employees’ Retirement System Combined Plan 2 & 3 .....	80,293.44
642 Teachers’ Retirement System Combined Plan 2 and 3.....	74,413.40
661 Higher Ed Retirement Plan Supplemental Benefit-UW.....	223.96
662 Higher Ed Retirement Plan Supplemental Benefit-WSU .....	45.49
663 Higher Ed Retirement Plan Supplemental Benefit-EWU.....	8.62
664 Higher Ed Retirement Plan Supplemental Benefit-CWU.....	9.02
667 Higher Ed Retirement Plan Supplemental Benefit-WWU.....	9.42
668 Higher Ed Retirement Plan Supplemental Benefit-SBCTC.....	27.60
689 Rural Washington Loan .....	20,918.15
722 Deferred Compensation Principal .....	23,405.15
727 Water Pollution Control Revolving.....	2,080,361.54
729 Judicial Retirement Principal .....	92.21
785 State Educational Trust Fund .....	15,543.39
818 Youth Athletic Facility .....	6,481.41
819 LEOFFS Plan 1 Retirement.....	5,177.29
825 Tobacco Settlement.....	17,675.70
828 Tobacco Prevention and Control.....	9,271.09
829 LEOFFS Plan 2 Retirement.....	14,675.91
851 Development Disabilities Community Trust.....	40,784.21

Fund / Account	Amount Distributed
881 Supplemental Pension.....	21,056.17
882 Washington Judicial Retirement System.....	79,385.10
887 Public Facilities Construction Loan Revolving.....	481,355.11
888 Deferred Compensation Administrative.....	13,398.36
893 Radiation Perpetual Maintenance.....	2,942.53
<b>Total Treasury Investment Income, .....</b>	
<b>Fiscal Year 2021 .....</b>	<b>\$ 84,048,683.70</b>

## Summary of Distributions Investment Income to General Fund

The Treasurer distributes the amount credited to the Treasury Income Account at the end of each month. The General Fund is credited with its share of the total income earned from the General Fund balance in addition to all or a portion of the investment income from certain other Treasury accounts.

Following is a summary of the transactions relating to investment income and the General Fund during Fiscal Year 2021.

Treasury Investment Income Received on the	
General Fund Balance .....	\$ 2,695,320.97
Treasury Investment Income from Certain Accounts .....	16,174,302.65
<b>Total Treasury Investment Income to the General Fund.....</b>	<b>\$ 18,869,623.62</b>

## Investment Income – Treasurer’s Trust Funds and Accounts

Fund / Account	Amount Distributed
001 General .....	\$ 2,305,498.47
03K Industrial Insurance Premium Refund.....	44,761.75
07E Contract Harvesting Revolving.....	79,392.41
07N Produce Railcar Pool.....	.39
07T Commemorative Works .....	28.43
08B Foster Care Endowed Scholarship Trust.....	134.42
08E Individual Development Account Program.....	16.82
09K Life Sciences Discovery .....	7,950.45
126 Agricultural Local.....	153,748.65
128 Grain Inspection Revolving .....	10,385.42
12N Get Ready For Math & Science Scholarship.....	1,778.65
131 Fair.....	18,270.26
133 Children’s Trust.....	4,118.08
14E Washington State Heritage Center .....	37,116.14
14W Reduced Cigarette Ignition Propensity .....	5,572.36
16L Accessible Communities .....	5,172.44
16R Multiagency Permitting Team.....	802.65
169 Horse Racing Commission Operating.....	4,980.32
17A County Enhanced 911 Excise Tax .....	59,014.34
18K 24/7 Sobriety.....	140.77
19B School for the Blind.....	22,612.60

*(Investment Income continued on page 4)*

# INVESTMENT INCOME DISTRIBUTIONS

(Investment Income continued)

## Investment Income – Treasurer’s Trust Funds and Accounts (Continued)

Fund / Account	Amount Distributed
19H Center for Childhood Deafness and Hearing Loss.....	12,931.23
195 Energy.....	1.77
205 Mobile Home Park Relocation.....	24,186.25
21C Washington Sexual Assault Kit.....	6,650.12
21J Gina Grant Bull Memorial Legislative Page Scholarship.....	436.09
21L Low-Income Home Rehab Revolving Loan Program.....	460.32
21N NE Washington Wolf-Livestock Management.....	1,099.88
21Q Forest Health Revolving.....	161,702.63
22F Family and Medical Leave Insurance.....	3,407,316.73
22P Natural Resources Federal Lands Revolving.....	31,467.24
23C Department of Licensing Tuition Recovery.....	641.54
23E Washington History Day.....	680.95
23L Indian Health Improvement Reinvestment.....	(967.10)
23M County Road Administration Board Emergency Loan.....	2,731.77
24E Washington State Library-Archives Building.....	53,789.51
283 Juvenile Accountability Incentive.....	2,556.16
463 Washington College Savings Program.....	(4,700.24)
473 SEBB Insurance Reserve.....	387,589.01
485 Horse Racing Commission Washington Bred Owners’ Bonus....	1,667.43
493 School Employees’ Reserve.....	865,051.17
495 Toll Collection.....	215,839.17
496 Future Teachers Conditional Scholarship.....	41,617.35
497 Horse Racing Commission Class C Purse Fund.....	835.23
503 Tuition Recovery.....	32,770.40
516 Fruit and Vegetable Inspection.....	78,473.33
525 Washington State Combined Fund Drive.....	7,761.89
561 Community Technical College Innovation.....	27,106.46
567 Long-Term Services and Supports Trust.....	104,432.74
646 Higher Education Retirement Plan Supplemental Benefit.....	2.83
660 Natural Resources Deposit.....	354,479.71
687 Rural Rehabilitation.....	918.93
688 Federal Local Rail Service Assistance.....	671.80
721 Public Employees’ and Retirees’ Insurance.....	1,668,771.14
730 Public Employees’ and Retirees’ Insurance Reserve.....	1,466,376.70
731 Child Care Facility Revolving.....	3,494.74
784 Miscellaneous Transportation Programs.....	(94,310.66)
788 Advanced College Tuition Payment Program.....	52,003.56
789 Advanced Environment Mitigation Revolving.....	32,451.85
797 Local Tourism Promotion.....	7,640.63
799 Washington Achieving a Better Life Experience Program.....	87.16
816 Stadium and Exhibition Center.....	464,025.38
833 Developmental Disabilities Endowment Trust.....	25,657.64
838 LEOFF Retirement System Benefits Improvement.....	.75
842 American Indian Scholarship Endowment.....	2,480.87
852 Foster Care Scholarship Endowment.....	31.70
878 Federal Forest Revolving.....	4,069.00
880 Advance Right-of-Way Revolving.....	<u>250,235.38</u>
<b>Total Treasurer’s Trust Investment Income,</b>	
<b>Fiscal Year 2021</b> .....	<u>\$ 12,464,713.96</u>



# GENERAL FUND

## GENERAL FUND CURRENT MONTH AND FISCAL YEAR TO DATE COMPARISON

*(In Millions)*

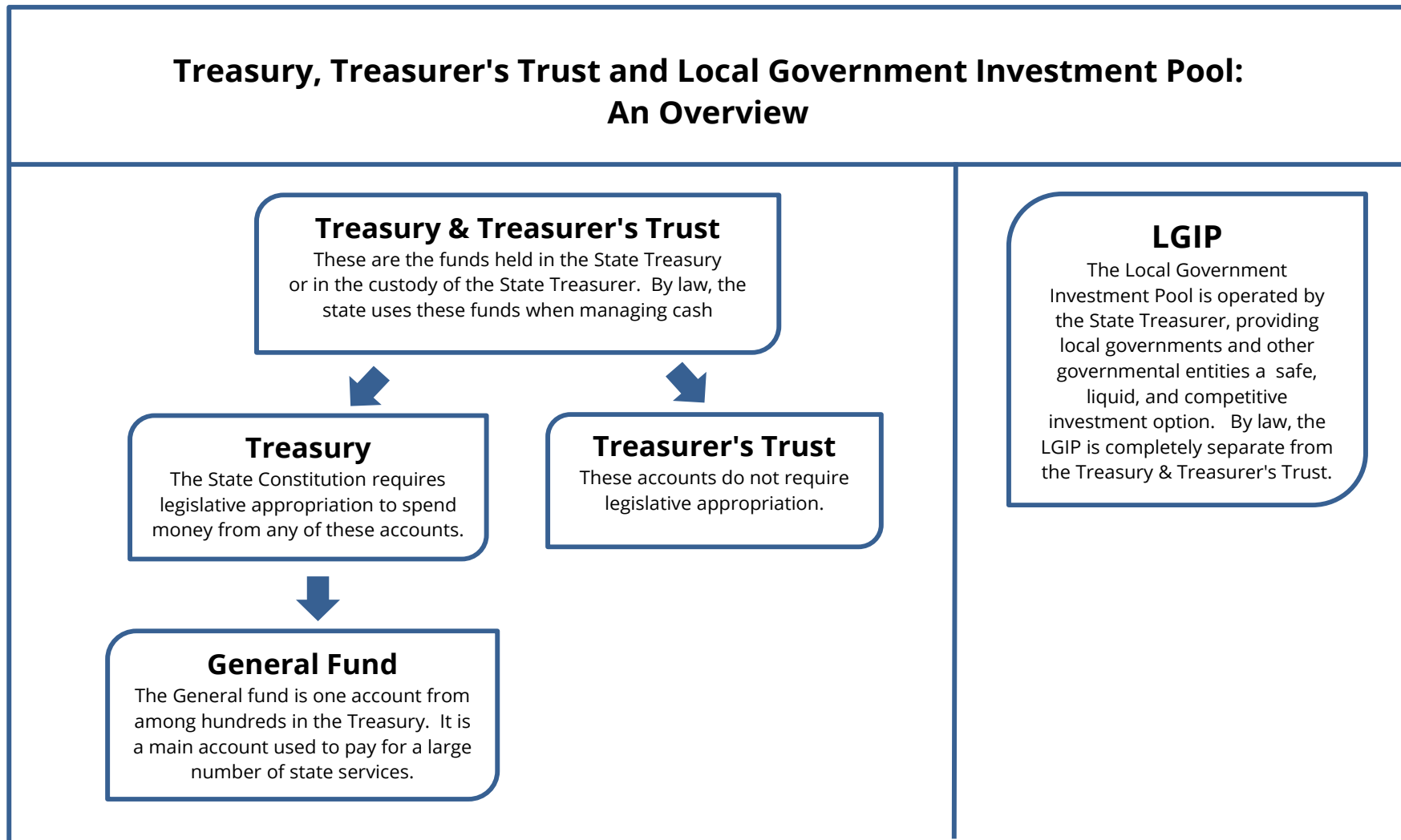
	Month of July		Fiscal Year to Date	
	2021	2020	2021	2020
<b>Beginning Book Balance</b>	\$ 4,614.636	\$ 2,427.397	\$ 4,614.636	\$ 2,427.397
Cash Revenue	2,785.518	2,985.939	2,785.518	2,985.939
Other Cash Receipts	2,462.885	796.133	2,462.885	796.133
<b>Total Cash Receipts</b>	5,248.403	3,782.072	5,248.403	3,782.072
<b>Total Cash Disbursements</b>	5,679.113	5,132.629	5,679.113	5,132.629
<b>Ending Book Balance</b>	\$ 4,183.926	\$ 1,076.840	\$ 4,183.926	\$ 1,076.840
<b>Cash Revenue</b>				
Bond Retirement & Interest	\$ (0.184)	\$ (0.173)	\$ (0.184)	\$ (0.173)
Secretary of State	3.733	2.864	3.733	2.864
<b>Department of Revenue:</b>				
Retail Sales Tax	1,112.732	995.290	1,112.732	995.290
Business & Occupation Tax	386.854	389.859	386.854	389.859
Compensating Tax	60.887	67.860	60.887	67.860
Cigarette Tax	3.417	27.585	3.417	27.585
Public Utility Tax	35.003	32.180	35.003	32.180
Various Other Revenue	(143.579)	61.529	(143.579)	61.529
Insurance Commission	7.750	6.937	7.750	6.937
Liquor and Cannabis Board	0.065	2.439	0.065	2.439
<b>Department of Licensing:</b>				
Excise Tax - Other	0.017	0.017	0.017	0.017
Various Other Revenue	3.596	4.099	3.596	4.099
Department of Social & Health Services	4.838	(0.932)	4.838	(0.932)
Universities & Colleges	0.000	0.000	0.000	0.000
Treasurer's Transfers	(57.107)	(25.818)	(57.107)	(25.818)
<b>Counties:</b>				
Property Tax	49.388	183.619	49.388	183.619
Real Estate Excise Tax	222.193	121.087	222.193	121.087
Various Other Revenue	3.244	3.224	3.244	3.224
Federal Grants-In-Aid (All Agencies)	953.913	956.359	953.913	956.359
Revenues Distributed to Local Governments	(32.528)	(32.299)	(32.528)	(32.299)
Other Agencies' Cash Revenue	171.286	190.213	171.286	190.213
<b>Total Cash Revenue</b>	\$ 2,785.518	\$ 2,985.939	\$ 2,785.518	\$ 2,985.939

Source: Agency Financial Reporting System (AFRS).

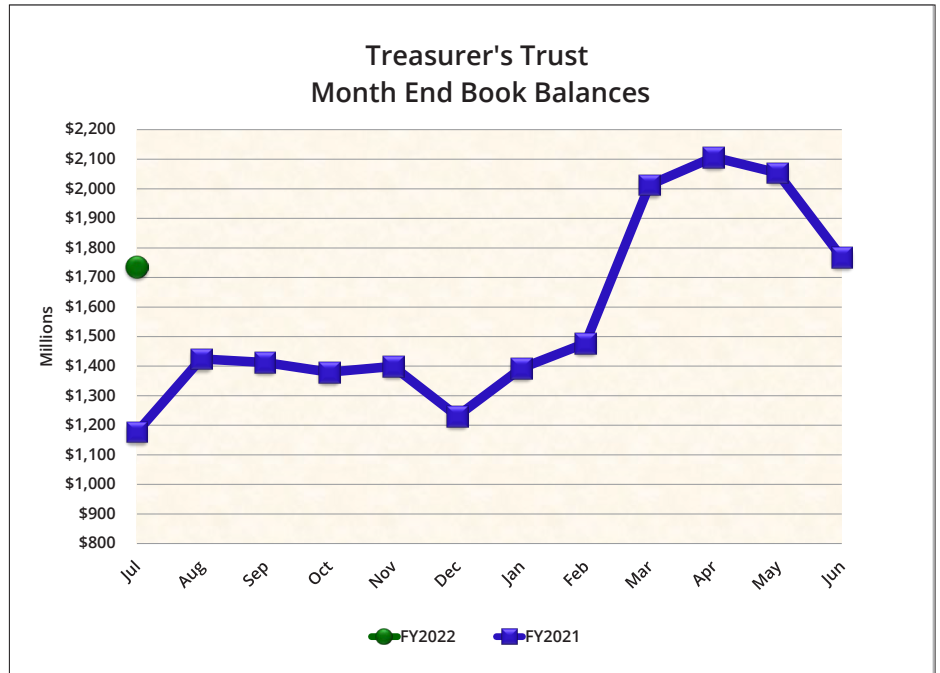
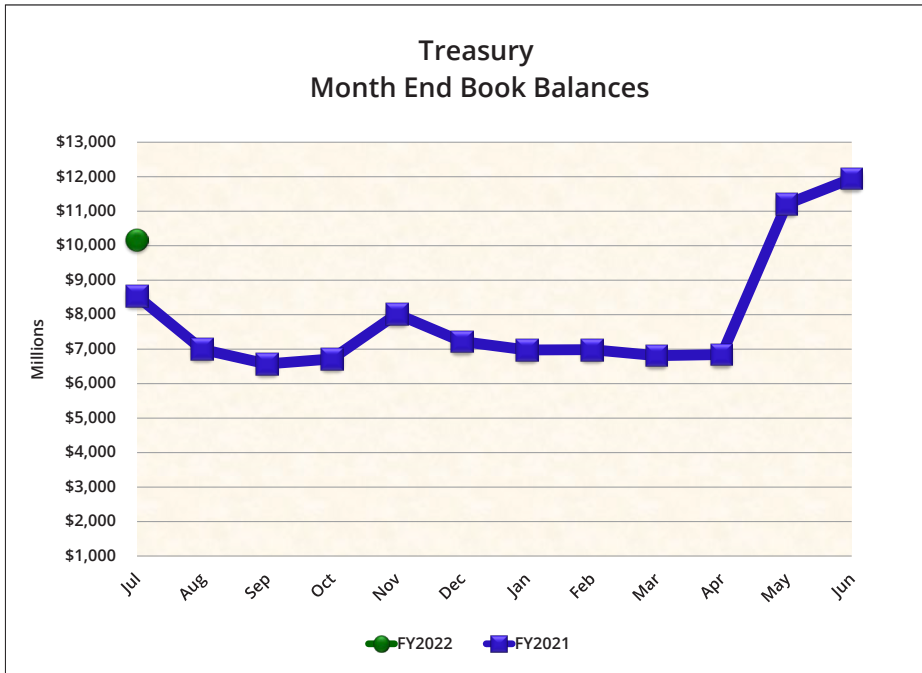
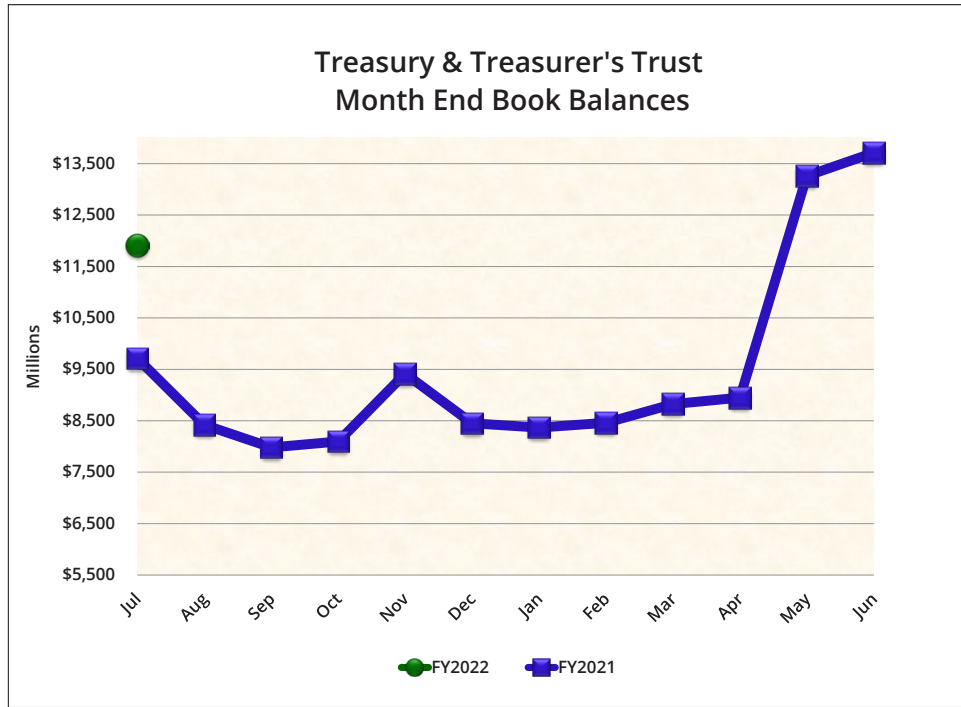
# TREASURY, TREASURER'S TRUST AND LGIP FLOW CHART

The State Treasurer is charged with the cash management of public funds, which includes two categories of state funds and accounts: (1) funds and accounts located in the state treasury, which are subject to legislative appropriation; and (2) Treasurer's trust funds, which are accounts placed in the custody of the State Treasurer, and not typically subject to legislative appropriation. Funds within these accounts are comingled for investment and cash management purposes.

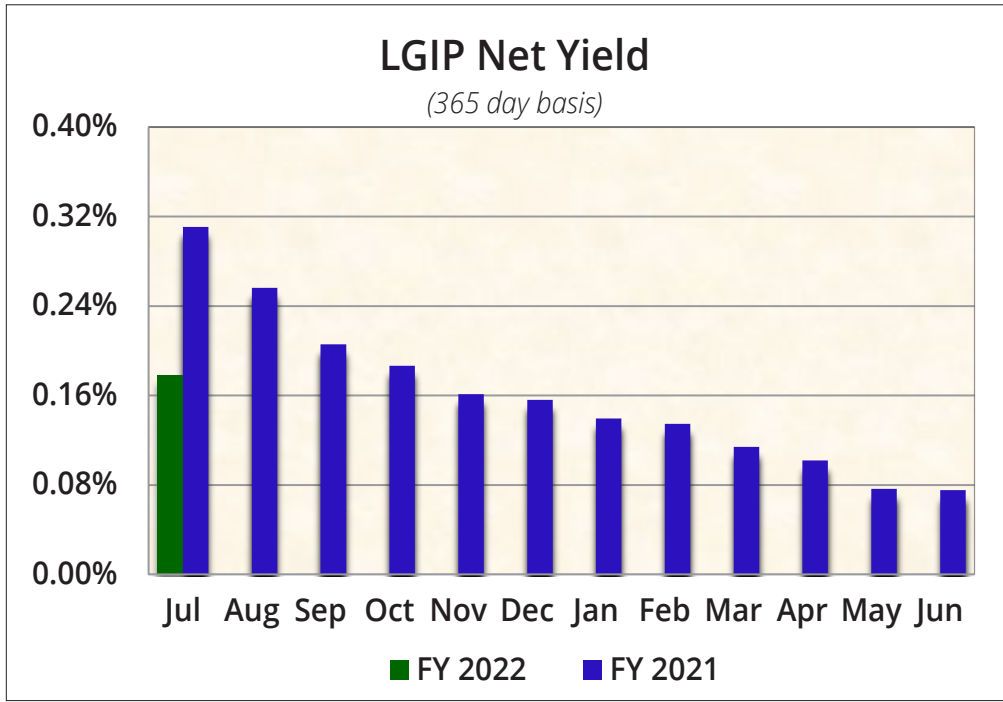
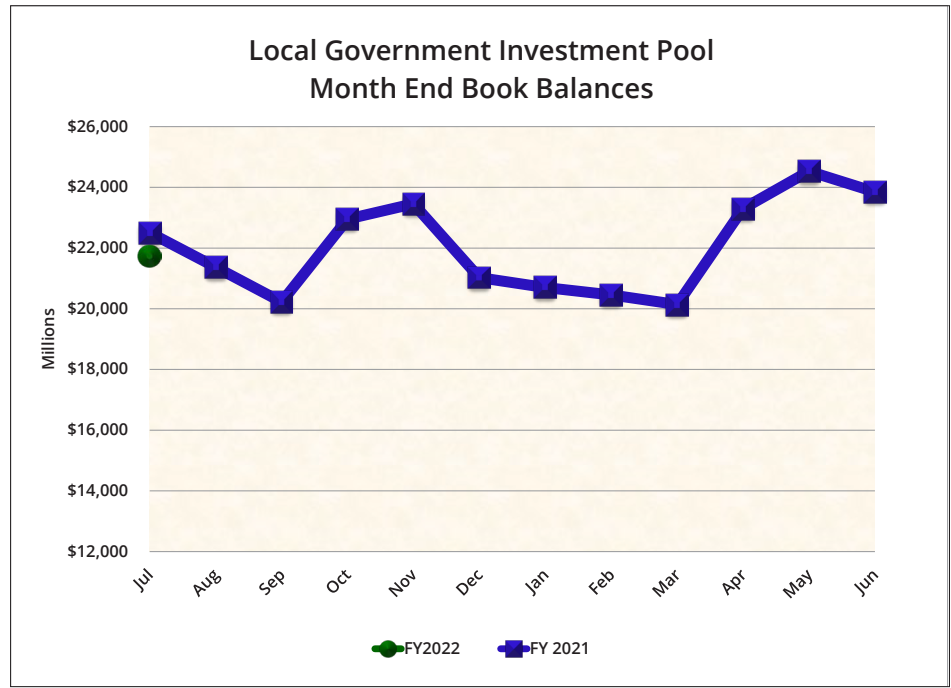
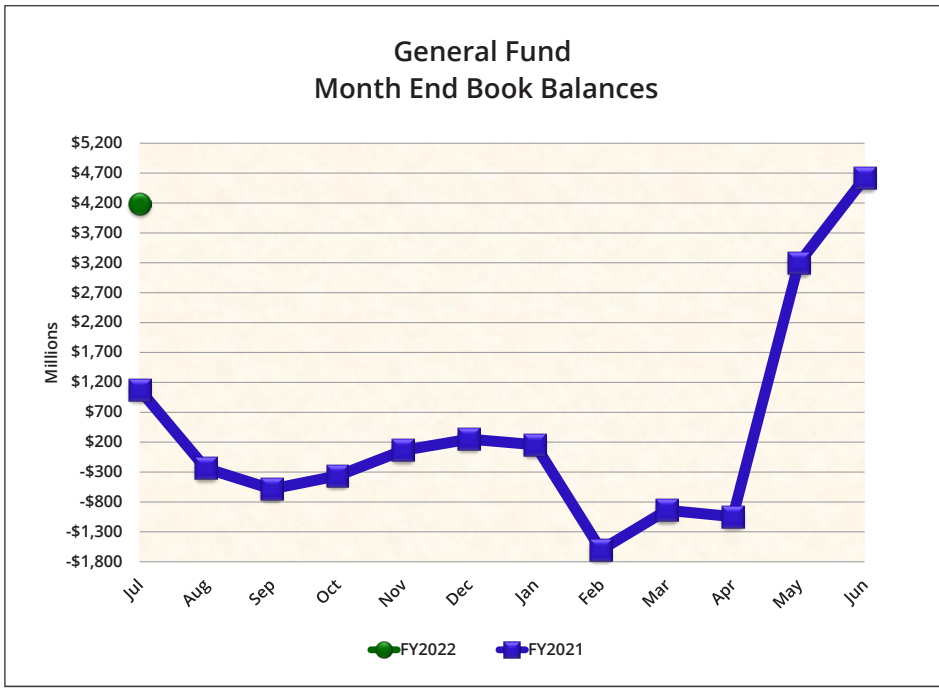
This flow chart describes the structure of the Treasury and Treasurer's Trust Accounts. Month end balances of these accounts are shown on pages 7 and 8.



# TREASURY & TREASURER'S TRUST AND TREASURY AND TREASURER'S TRUST CHART



# GENERAL FUND AND LOCAL GOVERNMENT INVESTMENT POOL CHARTS



# RECEIPTS AND DISBURSEMENTS FOR TREASURY FUNDS

	July 1, 2021		July 2021		July 31, 2021						
	Beginning Book Balance		Plus Receipts	Less Disbursements	Ending Book Balance	Outstanding Warrants	Ending Cash Balance				
<b>GENERAL FUND</b>											
001 General	\$ 4,614,636,361.71	\$	5,248,403,157.14	\$	5,679,112,531.13	\$	4,183,926,987.72	\$	55,675,897.47	\$	4,239,602,885.19
018 Millersylvania Park Current	5,210.50				5,210.50		5,210.50				5,210.50
01E Geothermal	92,292.61				92,292.61		92,292.61				92,292.61
01N Institutional Impact	19,144.72				19,144.72		19,144.72				19,144.72
02P Flood Control Assistance	2,173,594.20		1,941,875.44		49,899.66		4,065,569.98		222.69		4,065,792.67
031 State Investment Board Expense	6,337,193.37		2,219,754.35		2,140,030.37		6,416,917.35		9,955.32		6,426,872.67
032 State Emergency Water Projects Revolving	221,616.92				221,616.92		221,616.92				221,616.92
03A Excess Earnings											
03L County Criminal Justice Assistance	3,013,661.19		14,478,401.56		14,233,743.66		3,258,319.09		52,125.26		3,310,444.35
03M Municipal Criminal Justice Assistance	537,301.36		5,741,221.02		5,727,830.17		550,692.21		88,634.24		639,326.45
04L Public Health Services	6.69						6.69				6.69
051 State and Local Improvements Revolving	26,744.33		52,200.00				78,944.33				78,944.33
055 State & Local Improve Revolving (Waste Disp Facilities, 1980)	2,639.01						2,639.01				2,639.01
05C Criminal Justice Treatment	1,240,999.78		2,741,096.25		555,206.01		3,426,890.02		9.03		3,426,899.05
05M Tourism Development and Promotion											
070 Outdoor Recreation			323,993.50		323,993.50						
072 State & Local Improve Revolving (Water Supply Facilities)	856,039.83						856,039.83				856,039.83
09C Farm and Forest	78,659.35				8,642.72		70,016.63				70,016.63
09G Riparian Protection											
09R Economic Development Strategic Reserve	4,038,165.45				1,094,776.74		2,943,388.71				2,943,388.71
10K Veterans Innovation Program	14,382.82						14,382.82				14,382.82
10P Columbia River Basin Water Supply Development	4,538,108.10		1,994.18		152,692.02		4,387,410.26				4,387,410.26
10T Hood Canal Aquatic Rehabilitation Bond											
11F Reinvesting in Youth	5.98						5.98				5.98
11N Heritage Barn Preservation											
11W Water Quality Capital	34,227.10						34,227.10				34,227.10
125 Site Closure	34,683,218.05		1,180,424.19		11,728.30		35,851,913.94		848.00		35,852,761.94
12J Boating Activities											
12K Puget Sound Scientific Research											
12R Independent Youth Housing											
12W Veterans Conservation Corps											
14B Budget Stabilization	29,563,150.74		5,427,597.80				34,990,748.54				34,990,748.54
14C Puget Sound Recovery											
14H Community Preservation & Development Authority	516,142.81				2,255.30		513,887.51		970,000.00		1,483,887.51
14L Streamlined Sales & Use Tax Mitigation	3,185,323.04						3,185,323.04				3,185,323.04
15J Building Communities											
15K Columbia River Water Delivery	16,173.66		7,209,817.00		7,209,817.00		16,173.66				16,173.66
15R Evergreen Job Training											
16V Water Rights Processing	79,787.33		300.00				80,087.33				80,087.33

# RECEIPTS AND DISBURSEMENTS FOR TREASURY FUNDS

	July 1, 2021	July 2021		July 31, 2021		
	Beginning Book Balance	Plus Receipts	Less Disbursements	Ending Book Balance	Outstanding Warrants	Ending Cash Balance
<b>GENERAL FUND (Continued)</b>						
177 Judicial Retirement Administrative	\$ .....	\$ .....	\$ .....	\$ .....	\$ .....	\$ .....
17C Opportunity Express Account	62,171.42	.....	.....	62,171.42	.....	62,171.42
17E State Efficiency and Restructuring	.....	.....	.....	.....	.....	.....
17F Washington Opportunity Pathways	109,801,367.01	4,398,527.91	6,169,623.07	108,030,271.85	.....	108,030,271.85
17K Basic Health Plan Stabilization	.....	.....	.....	.....	.....	.....
18H Opportunity Expansion	326.64	.....	.....	326.64	.....	326.64
19K Yakima Integrated Plan Implementation	.....	.....	.....	.....	.....	.....
19L Charter Schools Oversight	254,522.04	144,218.01	141,153.59	257,586.46	.....	257,586.46
19N Diesel Idle Reduction	.....	.....	.....	.....	.....	.....
20C Yakima Integrated Plan Implementation Taxable Bond	.....	.....	.....	.....	.....	.....
20F Invest in Washington	.....	.....	.....	.....	.....	.....
21B Chehalis Basin	.....	.....	.....	.....	.....	.....
21D Dairy Nutrient Infrastructure	.....	.....	.....	.....	.....	.....
21P Sexual Assault Prevention and Response	.....	.....	.....	.....	.....	.....
21R DCYF Contracted Services Performance Improvement	.....	.....	.....	.....	.....	.....
22C Early Learning Facilities Revolving	.....	371,212.43	371,212.43	.....	.....	.....
22D Early Learning Facilities Development	.....	443,754.10	443,754.10	.....	.....	.....
22T Statewide Tourism Marketing	4,815,583.67	2,108.15	2,209.12	4,815,482.70	.....	4,815,482.70
23H Defense Community Compatibility	.....	.....	.....	.....	.....	.....
23J Statewide Broadband	20,847,776.54	7,009,131.22	137,443.50	27,719,464.26	.....	27,719,464.26
244 Habitat Conservation	.....	223,845.24	232,745.43	(8,900.19)	.....	(8,900.19)
24H Career Connected Learning	.....	.....	.....	.....	.....	.....
24M Climate Resiliency	.....	.....	.....	.....	.....	.....
24U Sustainable Farms and Fields	.....	.....	.....	.....	.....	.....
253 Education Construction	22,332.27	9.78	.....	22,342.05	.....	22,342.05
25C ELEM & SEC SCHOOL EMERG RELIEF III	.....	(267,823.63)	3,552.58	(271,376.21)	.....	(271,376.21)
25D Manufacturing and Warehousing Job Centers	.....	6,750,000.00	.....	6,750,000.00	.....	6,750,000.00
25F Forest Resiliency	.....	6,000,000.00	61.00	5,999,939.00	.....	5,999,939.00
25G Manufacturing Cluster Acceleration	.....	.....	.....	.....	.....	.....
25H Fair Start for Kids	.....	.....	.....	.....	.....	.....
25P Wildfire Response, Forest Restoration, and Community Resilience	.....	.....	.....	.....	.....	.....
291 Education Savings	.....	.....	.....	.....	.....	.....
355 State Taxable Building Construction	13,787,173.09	528,557.02	12,492,556.80	1,823,173.31	551,831.18	2,375,004.49
359 School Constr & Skill Ctrs Bldg	151,898.02	.....	57,861.47	94,036.55	.....	94,036.55
488 Special Personnel Litigation Revolving	.....	.....	.....	.....	.....	.....
489 Pension Funding Stabilization	31,055,656.26	(5,423,505.20)	2,018,663.38	23,613,487.68	.....	23,613,487.68
548 LEOFF System Plan 2 Expense	266,773.18	40,144.98	190,283.08	116,635.08	.....	116,635.08
702 Dedicated McCleary Penalty	.....	.....	.....	.....	.....	.....
706 CORONAVIRUS STATE FISCAL RECOVERY	447,440,869.91	.....	6,712,073.09	440,728,796.82	1,272,680.70	442,001,477.52

# RECEIPTS AND DISBURSEMENTS FOR TREASURY FUNDS

		July 1, 2021	July 2021		July 31, 2021		
		Beginning Book Balance	Plus Receipts	Less Disbursements	Ending Book Balance	Outstanding Warrants	Ending Cash Balance
<b>GENERAL FUND (Continued)</b>							
707	WASHINGTON RESCUE PLAN TRANSITION	\$ 1,000,000,000.00	\$ .....	\$ .....	\$ 1,000,000,000.00	\$ .....	\$ 1,000,000,000.00
828	Tobacco Prevention and Control	1,071,211.50	(11,291.85)	.....	1,059,919.65	.....	1,059,919.65
830	Agricultural College Trust Management	\$1,028,937.21	(51,353.98)	67,319.55	910,263.68	1,905.84	912,169.52
<b>TOTAL GENERAL FUND</b>		<b>\$ 6,336,516,749.41</b>	<b>\$ 5,309,879,366.61</b>	<b>\$ 5,739,663,658.77</b>	<b>\$ 5,906,732,457.25</b>	<b>\$ 58,624,109.73</b>	<b>\$ 5,965,356,566.98</b>
<b>SPECIAL REVENUE FUNDS</b>							
002	Hospital Data Collection	\$ 120,074.00	\$ 452.96	\$ 8,885.19	\$ 111,641.77	\$ .....	\$ 111,641.77
003	Architects' License	863,808.99	63,425.76	30,108.96	897,125.79	99.00	897,224.79
007	Winter Recreational Program	2,759,413.50	21,140.00	25,231.67	2,755,321.83	473.00	2,755,794.83
014	Forest Development	17,700,785.28	(950,400.25)	(676,908.11)	17,427,293.14	176,501.02	17,603,794.16
01B	ORV & Non-Highway Vehicle Account	1,213,800.99	(173,689.78)	166,399.77	873,711.44	64,163.03	937,874.47
01M	Snowmobile	3,288,497.56	9,713.44	46,894.77	3,251,316.23	2,714.14	3,254,030.37
024	Professional Engineers'	1,200,379.62	179,011.00	312,005.24	1,067,385.38	2,416.84	1,069,802.22
025	Pilotage	129,468.56	426,251.64	115,246.71	440,473.49	.....	440,473.49
026	Real Estate Commission	1,271,515.41	487,883.25	417,134.80	1,342,263.86	969.00	1,343,232.86
027	Reclamation	4,764,786.25	43,472.39	183,374.34	4,624,884.30	92,307.50	4,717,191.80
02A	Surveys and Maps	768,899.16	12,487.20	(2,075.73)	783,462.09	.....	783,462.09
02G	Health Professions	24,688,985.46	(2,356,245.25)	4,599,322.11	17,733,418.10	12,978.91	17,746,397.01
02H	Business Enterprises Revolving	913,230.19	(72,748.93)	57,090.21	783,391.05	1,704.66	785,095.71
02J	Certified Public Accountants'	3,076,410.41	101,535.00	136,553.67	3,041,391.74	621.00	3,042,012.74
02K	Death Investigations	1,084,736.99	366,472.37	284,023.01	1,167,186.35	1,092.34	1,168,278.69
02M	Essential Rail Assistance	624,301.28	15,818.21	3,398.70	636,720.79	.....	636,720.79
02N	Parkland Acquisition	29,641.19	.....	.....	29,641.19	.....	29,641.19
02R	Aquatic Lands Enhancement	6,742,650.04	563,346.38	859,668.07	6,446,328.35	16,582.14	6,462,910.49
02W	Timber Tax Distribution	181,873.36	1,944,873.92	275,489.11	1,851,258.17	6,672.41	1,857,930.58
030	Landowner Contingency Forest Fire Suppression	(2,359,540.17)	(46,661.41)	(80,283.36)	(2,325,918.22)	62,715.31	(2,263,202.91)
039	Aeronautics	2,034,693.04	376,688.99	492,238.71	1,919,143.32	8,141.21	1,927,284.53
03B	Asbestos	1,097,751.24	27,212.50	23,681.80	1,101,281.94	0.75	1,101,282.69
03C	Emergency Medical Services and Trauma Care System Trust	8,699,518.34	1,122,725.27	208,077.19	9,614,166.42	79,601.00	9,693,767.42
03F	Enhanced 911	7,265,407.71	2,381,428.63	2,547,617.87	7,099,218.47	63,089.97	7,162,308.44
03N	Business License	6,647,367.05	2,512,984.88	2,403,419.90	6,756,932.03	145,096.40	6,902,028.43
03P	Fire Service Trust	617,734.81	10.00	536.24	617,208.57	.....	617,208.57
03R	Safe Drinking Water	4,439,267.20	17,770.00	170,936.19	4,286,101.01	230.20	4,286,331.21
041	Resource Management Cost	16,660,028.38	14,363,169.71	23,271,273.03	7,751,925.06	111,260.83	7,863,185.89
042	Charitable, Educational, Penal, and Reformatory Institutions	4,055,210.53	2,067.93	(57,873.22)	4,115,151.68	24,897.44	4,140,049.12
044	Waste Reduction, Recycling, and Litter Control	11,230,792.81	995,180.41	1,545,093.83	10,680,879.39	20,270.61	10,701,150.00
045	State Vehicle Parking	(310,313.54)	(428,588.78)	171,309.14	(910,211.46)	930.00	(909,281.46)
048	Marine Fuel Tax Refund	294,504.71	.....	34,000.00	260,504.71	.....	260,504.71
04E	Uniform Commercial Code	2,694,377.08	216,297.00	34,658.61	2,876,015.47	.....	2,876,015.47

# RECEIPTS AND DISBURSEMENTS FOR TREASURY FUNDS

	July 1, 2021		July 2021		July 31, 2021		
	Beginning Book Balance		Plus Receipts	Less Disbursements	Ending Book Balance	Outstanding Warrants	Ending Cash Balance
<b>SPECIAL REVENUE FUNDS (Continued)</b>							
04H Surface Mining Reclamation	\$ 2,034,124.61	\$	(67,139.74)	\$ (155,933.55)	\$ 2,122,918.42	\$ .....	\$ 2,122,918.42
04M Recreational Fisheries Enhancement	1,386,954.36		266,434.53	128,027.77	1,525,361.12	24.90	1,525,386.02
04R Drinking Water Assistance	91,294,179.96		6,155,930.38	2,346,537.88	95,103,572.46	15,196.19	95,118,768.65
04V Vehicle License Fraud	390,331.17		8,561.78	.....	398,892.95	.....	398,892.95
04W Waterworks Operator Certification	1,358,289.41		20,492.64	20,393.59	1,358,388.46	.....	1,358,388.46
058 Public Works Assistance	28,763,726.01		(1,279,631.70)	2,353,347.60	25,130,746.71	326,129.34	25,456,876.05
05H Disaster Response	53,422,051.84		(4,124,127.79)	243,989,715.53	(194,691,791.48)	4,247,845.13	(190,443,946.35)
05R Drinking Water Assistance Administrative	3,896,873.86		6,343.05	57,627.33	3,845,589.58	.....	3,845,589.58
05W State Drought Preparedness and Response	2,286,134.42		.....	1,639.98	2,284,494.44	.....	2,284,494.44
06A Salmon Recovery	27,893.34		.....	.....	27,893.34	.....	27,893.34
06G Real Estate Appraiser Commission	618,428.14		72,535.49	59,711.21	631,252.42	90.00	631,342.42
06K Lead Paint	183,290.77		3,750.00	309.50	186,731.27	.....	186,731.27
06L Business and Professions	3,582,848.66		920,078.50	421,078.49	4,081,848.67	5,377.00	4,087,225.67
06R Real Estate Research	813,629.65		23,938.25	51,250.00	786,317.90	.....	786,317.90
06T License Plate Technology	2,112,854.98		178,005.48	1,775,229.60	515,630.86	11.50	515,642.36
071 Warm Water Game Fish	1,849,763.79		8,934.52	227,111.32	1,631,586.99	117.68	1,631,704.67
07W Domestic Violence Prevention	2,035,972.41		78,366.72	175,069.18	1,939,269.95	43,983.03	1,983,252.98
080 Grade Crossing Protective	231,820.16		101.48	13,395.82	218,525.82	.....	218,525.82
081 State Patrol Highway	16,455,986.57		22,334,186.28	24,021,281.72	14,768,891.13	637,941.36	15,406,832.49
082 Motorcycle Safety Education	2,954,822.83		182,515.23	257,330.96	2,880,007.10	2,929.28	2,882,936.38
084 Building Code Council	862,091.35		102,685.58	49,668.91	915,108.02	.....	915,108.02
086 Fire Service Training	1,925,790.28		67,085.34	386,527.09	1,606,348.53	9,537.76	1,615,886.29
087 Park Land Trust Revolving	3,355,622.32		170,085.74	181,296.96	3,344,411.10	465.15	3,344,876.25
08A Education Legacy Trust	1,235,680,370.67		(779,709,223.10)	21,126,799.60	434,844,347.97	837,555.42	435,681,903.39
08H Military Department Rental and Lease	3,310,416.48		107,316.10	25,728.70	3,392,003.88	152.80	3,392,156.68
08K Problem Gambling	1,130,413.39		42,251.45	76,150.67	1,096,514.17	.....	1,096,514.17
08M Small City Pavement and Sidewalk	1,885,651.93		1,083,338.40	112,859.48	2,856,130.85	.....	2,856,130.85
08R Waste Tire Removal	7,689,536.03		349,047.61	14,799.46	8,023,784.18	.....	8,023,784.18
094 Transportation Infrastructure	3,389,194.44		2,644,425.11	35,416.46	5,998,203.09	.....	5,998,203.09
095 Electrical License	12,074,532.24		2,746,996.49	2,463,766.67	12,357,762.06	15,750.18	12,373,512.24
096 Highway Infrastructure	2,063,762.59		855.58	.....	2,064,618.17	.....	2,064,618.17
097 Recreational Vehicle	3,293,604.98		98,648.43	2,575.27	3,389,678.14	.....	3,389,678.14
099 Puget Sound Capital Construction	1,774,961.56		1,100,603.06	7,438,432.90	(4,562,868.28)	1,227.80	(4,561,640.48)
09E Freight Mobility Investment	8,880,770.07		2,991,945.34	643,756.17	11,228,959.24	.....	11,228,959.24
09H Transportation Partnership	(60,333,387.47)		(4,690,135.51)	7,314,987.25	(72,338,510.23)	68,731.99	(72,269,778.24)
09P City-County Assistance	24,948.95		2,885,055.97	.....	2,910,004.92	.....	2,910,004.92
09T Washington Main Street Trust Fund	52,138.16		.....	.....	52,138.16	.....	52,138.16
102 Rural Arterial Trust	16,564,730.02		2,239,612.56	631,299.05	18,173,043.53	.....	18,173,043.53
104 Limited Fish And Wildlife	35,134,536.11		(3,577,518.45)	7,693,309.87	23,863,707.79	142,003.76	24,005,711.55



# RECEIPTS AND DISBURSEMENTS FOR TREASURY FUNDS

	July 1, 2021		July 2021		July 31, 2021						
	Beginning Book Balance		Plus Receipts	Less Disbursements	Ending Book Balance	Outstanding Warrants	Ending Cash Balance				
<b>SPECIAL REVENUE FUNDS (Continued)</b>											
106 Highway Safety	\$ 51,029,131.70	\$	12,822,374.36	\$	15,895,803.00	\$	47,955,703.06	\$	99,080.91	\$	48,054,783.97
107 Liquor Excise Tax	13,132,747.11		2,242,776.56		10,241,842.91		5,133,680.76				5,133,680.76
108 Motor Vehicle	408,693,462.60		173,690,344.87		134,998,551.07		447,385,256.40		4,835,630.11		452,220,886.51
109 Puget Sound Ferry Operations	16,421,980.57		23,192,801.51		26,150,626.57		13,464,155.51		468,100.78		13,932,256.29
10A Aquatic Algae Control	523,563.84		53,953.64		3,553.23		573,964.25		1.00		573,965.25
10B Home Security Fund	64,739,249.65		7,532,326.12		8,075,589.74		64,195,986.03		369,271.69		64,565,257.72
10G Water Rights Tracking System	145,600.08		(108,974.88)				36,625.20				36,625.20
110 Special Wildlife	7,925,324.55		(213,047.80)		409,682.81		7,302,593.94		8,643.15		7,311,237.09
111 Public Service Revolving	14,222,947.66		180,778.95		1,752,066.49		12,651,660.12		52,115.53		12,703,775.65
113 Common School Construction	6,921,874.52		16,810,066.50		4,849,025.10		18,882,915.92		160.26		18,883,076.18
116 Basic Data	92,236.01						92,236.01				92,236.01
119 Unemployment Compensation Administration	80,443.21		21,838,493.99		22,389,105.85		(470,168.65)		3,119,945.89		2,649,777.24
11B Regional Mobility Grant Program	56,469,595.52		22,001.82		9,398,239.09		47,093,358.25		683,125.00		47,776,483.25
11E Freight Mobility Multimodal	7,541,695.44		3,003,688.07		1,917,251.76		8,628,131.75				8,628,131.75
11H Forest and Fish Support	5,541,548.77		362,883.30		1,318,447.44		4,585,984.63		375,301.25		4,961,285.88
11K Washington Auto Theft Prevention Authority	1,452,380.18		610,053.90		152,677.45		1,909,756.63		4.46		1,909,761.09
120 Administrative Contingency	26,219,517.12		1,227,870.69		1,076,106.00		26,371,281.81		4,392.49		26,375,674.30
12C Affordable Housing For All	4,346,903.54		1,563,190.00		527,866.59		5,382,226.95				5,382,226.95
12M Charitable Organization Education	1,706,952.44		24,780.00		326,050.00		1,405,682.44				1,405,682.44
12T Traumatic Brain Injury	1,550,258.97		179,940.62		32,196.76		1,698,002.83				1,698,002.83
134 Employment Services Administrative	28,706,247.60		115,031.49		2,933,215.10		25,888,063.99		38,515.93		25,926,579.92
138 Insurance Commissioner's Regulatory	17,048,156.67		23,625,134.43		3,552,107.25		37,121,183.85		24,740.75		37,145,924.60
144 Transportation Improvement	4,660,112.18		11,086,026.68		5,222,605.12		10,523,533.74				10,523,533.74
146 Firearms Range	1,773,856.88		18,748.80		3,235.11		1,789,370.57				1,789,370.57
14A Wildlife Rehabilitation	663,576.24		31,979.40		33,455.69		662,099.95		23,275.00		685,374.95
14G Ballast Water and Biofouling Management	38,656.87						38,656.87				38,656.87
14M Financial Fraud & ID Theft	1,031,077.51				348,223.20		682,854.31		230,434.41		913,288.72
14R Military Active State Service	365,080.32		200,000.00		2,400.00		562,680.32				562,680.32
14V Ignition Interlock Device	1,626,929.42		8,176.35		215,039.27		1,420,066.50		231.16		1,420,297.66
150 Low-Income Weatherization/ Structural Rehabilitation Assistance	1,575,731.55		690.25		1,607.52		1,574,814.28				1,574,814.28
153 Rural Mobility Grant Program	8,472,526.66		2,553.91		4,488,744.19		3,986,336.38		1,449,014.63		5,435,351.01
154 New Motor Vehicle Arbitration	1,249,243.65		54,277.84		42,851.00		1,260,670.49				1,260,670.49
158 Aquatic Land Dredged Material Disposal Site	397,895.01		(748.30)		5,070.00		392,076.71				392,076.71
159 Parks Improvement	1,109,083.90		114,018.39		62,456.85		1,160,645.44		4,922.10		1,165,567.54
15H Cleanup Settlement	60,143,578.31		(12,845.77)		70,534.06		60,060,198.48				60,060,198.48
15M Biotoxin	562,495.36		169,272.94		156,113.63		575,654.67		791.01		576,445.68
160 Wood Stove Education and Enforcement	573,567.58		15,074.31		4,122.31		584,519.58				584,519.58
162 Farm Labor Contractor	146,995.23		235.00		14,000.00		133,230.23				133,230.23
167 Natural Resources Conservation Areas Stewardship	512,728.16				(491.60)		513,219.76				513,219.76

# RECEIPTS AND DISBURSEMENTS FOR TREASURY FUNDS

	July 1, 2021			July 2021			July 31, 2021		
	Beginning Book Balance	Plus Receipts	Less Disbursements	Ending Book Balance	Outstanding Warrants	Ending Cash Balance			
<b>SPECIAL REVENUE FUNDS (Continued)</b>									
16A Judicial Stabilization Trust	\$ 4,220,301.49	\$ 152,398.47	\$ 171,252.55	\$ 4,201,447.41	\$ 8,400.00	\$ 4,209,847.41			
16J SR 520 Corridor	67,145,141.88	(4,243,361.37)	(2,255,336.95)	65,157,117.46	26,807.06	65,183,924.52			
16M Appraisal Management Company	109,205.26	10,839.00	6,369.80	113,674.46		113,674.46			
16P Marine Resources Stewardship Trust	24,794.41	10.86		24,805.27		24,805.27			
16W Hospital Safety Net Assessment	74,690,931.50	1,685,729.32	(1,765,142.97)	78,141,803.79		78,141,803.79			
172 Basic Health Plan Trust	8,781,699.00			8,781,699.00		8,781,699.00			
176 Water Quality Permit	18,709,506.87	(1,505,419.73)	1,801,328.52	15,402,758.62	37,500.84	15,440,259.46			
17B Home Visiting Services	5,822,087.10	534,353.05	1,680,170.62	4,676,269.53	37,473.13	4,713,742.66			
17N Complete Streets Grant Program	57,464.00			57,464.00		57,464.00			
17P SR520 Civil Penalties	20,951,306.81	9,019.04	1,087,407.67	19,872,918.18	342.84	19,873,261.02			
17T Health Benefit Exchange	34,016,409.37	1,501,930.55	16,425,000.00	19,093,339.92		19,093,339.92			
17W Limousine Carriers	76,077.56			76,077.56		76,077.56			
182 Underground Storage Tank	1,340,477.99	140,920.19	65,551.58	1,415,846.60	215.98	1,416,062.58			
186 County Arterial Preservation	6,054,318.82	2,771,505.20	7,826,665.93	999,158.09		999,158.09			
18J Capital Vessel Replacement	31,824,291.60	2,697,383.26	69,351.61	34,452,323.25	183.00	34,452,506.25			
18L Hydraulic Project Approval									
199 Biosolids Permit	1,334,133.04	(33,252.99)	65,366.23	1,235,513.82	380.60	1,235,894.42			
19A Medicaid Fraud Penalty	2,345,692.00	(149,699.22)	(12,910.25)	2,208,903.03	9,613.36	2,218,516.39			
19C Forest Practice Application	110,217.45	(38,973.09)	(23,942.03)	95,186.39	100.00	95,286.39			
19T DOL Technology Improvement and Data Management	857,104.00	35,586.18	6,968.35	885,721.83		885,721.83			
19V Andy Hill Cancer Research Endowment Fund	9,599,828.27	764,771.84	111,086.68	10,253,513.43		10,253,513.43			
200 Regional Fisheries Enhancement Salmonid Recovery	5,480.74	2,638.46	129,831.08	(121,711.88)		(121,711.88)			
201 Department of Licensing Services	3,230,014.99	357,682.12	191,691.85	3,396,005.26	79.04	3,396,084.30			
202 Medical Test Site Licensure	1,887,193.43	(26,845.33)	601,829.71	1,258,518.39		1,258,518.39			
204 Volunteer Fire Fighters' and Reserve Officers' Administrative	10,415,232.85	4,680.49	7,704,558.17	2,715,355.17		2,715,355.17			
207 Hazardous Waste Assistance	3,681,501.01	1,480,692.40	184,916.29	4,977,277.12	4,505.53	4,981,782.65			
20B Brownfield Redevelopment Trust Fund									
20H Connecting Washington	577,785,699.65	27,433,390.40	81,830,236.50	523,388,853.55	3,274,651.20	526,663,504.75			
20J Electric Vehicle	10,939,050.05	1,298,798.74	2,794,937.94	9,442,910.85	431.25	9,443,342.10			
20M Puget Sound Taxpayer Accountability	1,062,432.51	1,130,270.78		2,192,703.29		2,192,703.29			
20N Transportation Future Funding Program	5,657,643.45	119,163.80		5,776,807.25		5,776,807.25			
20R Radioactive Mixed Waste	2,790,705.29	(498,307.35)	736,761.85	1,555,636.09	14,821.99	1,570,458.08			
20T PLIA Underground Storage Tank Revolving	19,007,217.89	10,772.89	328,610.20	18,689,380.58		18,689,380.58			
215 Special Category C	12,513,093.12	575,871.05	745,124.77	12,343,839.40		12,343,839.40			
216 Air Pollution Control	18,706,258.36	(43,248.00)	356,341.77	18,306,668.59	9,859.07	18,316,527.66			
217 Oil Spill Prevention	6,720,915.02	234,537.83	379,510.88	6,575,941.97		6,575,941.97			
218 Multimodal Transportation	261,278,939.60	14,266,766.65	14,496,067.42	261,049,638.83	406,503.45	261,456,142.28			
21E Concealed Pistol License Renewal	317,800.40	7,291.20	1,621.66	323,469.94		323,469.94			
21H Wastewater Treatment Plant Operator Certification	480,624.96	1,939.00	7,524.38	475,039.58	99.00	475,138.58			

# RECEIPTS AND DISBURSEMENTS FOR TREASURY FUNDS

	July 1, 2021		July 2021		July 31, 2021		
	Beginning Book Balance		Plus Receipts	Less Disbursements	Ending Book Balance	Outstanding Warrants	Ending Cash Balance
<b>SPECIAL REVENUE FUNDS (Continued)</b>							
21M Distracted Driving Prevention	\$ 24,036.27	\$	687.39	\$	24,723.66	\$	24,723.66
21S Aquatic Invasive Species Management	437,696.89		108,923.91	111,740.52	434,880.28	2,211.35	437,091.63
21V Construction Registration Inspection	3,214,142.69		1,036,789.70	1,104,616.59	3,146,315.80	9,405.18	3,155,720.98
222 Freshwater Aquatic Weeds	1,214,671.32		92,534.84	33,875.14	1,273,331.02	12.00	1,273,343.02
223 State Oil Spill Response	3,173,693.93		145,167.51	28,129.55	3,290,731.89		3,290,731.89
22J Abandoned Recreational Vehicle Disposal	1,629,524.95		196,070.58	89,544.12	1,736,051.41	6,641.50	1,742,692.91
22M Energy Efficiency	9,027,179.39			389,875.36	8,637,304.03		8,637,304.03
22R Internet Consumer Access							
22U Secure Drug Take-Back Program	891,633.28		(125,299.09)	12,258.85	754,075.34		754,075.34
22W Public Disclosure Transparency	1,296,550.15		454,892.18	15,049.04	1,736,393.29		1,736,393.29
234 Public Works Administration	8,763,727.80		312,767.07	443,626.17	8,632,868.70	26,896.70	8,659,765.40
235 Youth Tobacco & Vapor Product Prevention	1,525,123.97		124,617.35	130,591.67	1,519,149.65	3,112.50	1,522,262.15
237 Recreation Access Pass	4,032,990.02		(366,745.42)	650.00	3,665,594.60	660.00	3,666,254.60
23G Vulnerable Roadway User Education	6,812.64		401.48		7,214.12		7,214.12
23N Model Toxics Control Capital	142,332,519.16		6,285,765.30	3,095,469.71	145,522,814.75	31,792.23	145,554,606.98
23P Model Toxics Control Operating	71,508,343.34		17,802,460.01	18,134,115.75	71,176,687.60	608,358.02	71,785,045.62
23R Model Toxics Control Stormwater	50,040,727.45		2,768,358.29	446,295.07	52,362,790.67		52,362,790.67
23S Puget Sound Gateway Facility							
23T Congestion Relief Traffic Safety	87,903.16		1,239.57		89,142.73		89,142.73
23V Voluntary Cleanup	132,638.71		12,057.45		144,696.16		144,696.16
23W Paint Product Stewardship	23,450.00		(23,450.00)				
24B Foundational Public Health Services	10,276,770.78		765,124.95	24,504.00	11,017,391.73		11,017,391.73
24J Workforce Education Investment	63,767,923.22		30,872,032.25	24,312,516.75	70,327,438.72	38,138.35	70,365,577.07
24K Agency Financial Transaction	5,056,084.97		764,169.48	452,628.58	5,367,625.87		5,367,625.87
24L Ambulance Transport			1,879,469.41		1,879,469.41		1,879,469.41
24N Fish, Wildlife, and Conservation			7,681,399.45	191,991.06	7,489,408.39	1,831.09	7,491,239.48
24P Insurance Commissioner's Fraud	680,696.02		1,352,909.00	100,263.81	1,933,341.21	16,747.41	1,950,088.62
24Q Cooper Jones Active Transportation Safety							
24V Telebehavioral Health Access							
25M State Health Care Affordability							
25N Statewide 988 Behavioral Health Crisis Response & Suicide Prevention Line							
25Q Clean Fuels Program							
25T Refrigerant Emission Management							
25U Department of Licensing Wage Lien							
25W Driver Licensing Technology Support							
260 University of Washington Operating Fees	123.54				123.54		123.54
262 Manufactured Home Installation Training	631,655.21		19,652.81	19,378.26	631,929.76		631,929.76
263 Community and Economic Development Fee	5,132,987.16		253,676.96	92,794.68	5,293,869.44	40,123.97	5,333,993.41
267 Recreation Resources	26,043,094.72			790,931.19	25,252,163.53		25,252,163.53

# RECEIPTS AND DISBURSEMENTS FOR TREASURY FUNDS

	July 1, 2021		July 2021		July 31, 2021			
	Beginning Book Balance		Plus Receipts	Less Disbursements	Ending Book Balance	Outstanding Warrants	Ending Cash Balance	
<b>SPECIAL REVENUE FUNDS (Continued)</b>								
268 Nonhighway and Off-Road Vehicle Activities (NOVA) Program	\$ 12,329,031.85	\$	143,621.63	\$	104,662.71	\$ 12,367,990.77	\$ 14.76	\$ 12,368,005.53
269 Parks Renewal and Stewardship	35,666,544.99		8,125,086.31		8,795,842.14	34,995,789.16	135,420.10	35,131,209.26
26A Carbon Emissions Reduction	.....		.....		.....	.....	.....	.....
26B Climate Investment	.....		.....		.....	.....	.....	.....
26C Climate Commitment	.....		.....		.....	.....	.....	.....
26D Natural Climate Solutions	.....		.....		.....	.....	.....	.....
26E Air Quality and Health Disparities Improvement	.....		.....		.....	.....	.....	.....
271 Washington State University Operating Fees	.....		.....		.....	.....	.....	.....
275 Central Washington University Operating Fees	.....		.....		.....	.....	.....	.....
277 State Agency Parking	363,956.94		1,662.50		1,235.00	364,384.44	.....	364,384.44
285 Growth Management Planning and Environmental Review	4,806,821.86		396,124.22		2,347,358.44	2,855,587.64	70,000.00	2,925,587.64
296 Columbia River Basin Water Supply Rev Recovery	6,498,952.67		(52,242.56)		6,615.44	6,440,094.67	.....	6,440,094.67
315 Dedicated Marijuana Fund	15,352,224.97		47,965,362.75		3,390,904.67	59,926,683.05	108,679.53	60,035,362.58
319 Public Health Supplemental	2,995,739.45		410,448.88		74,200.55	3,331,987.78	10,000.00	3,341,987.78
404 State Treasurer's Service	36,688,296.26		2,369,487.47		893,013.00	38,164,770.73	325.00	38,165,095.73
408 Coastal Protection	1,609,384.65		20,438.66		508.32	1,629,314.99	.....	1,629,314.99
441 Local Government Archives	3,867,849.14		213,453.79		416,893.62	3,664,409.31	39,452.73	3,703,862.04
500 Perpetual Surveillance and Maintenance	48,571,205.11		21,263.48		.....	48,592,468.59	.....	48,592,468.59
507 Oyster Reserve Land	375,656.34		224,223.79		8,180.88	591,699.25	.....	591,699.25
511 Tacoma Narrows Toll Bridge	9,325,496.66		(4,144,930.45)		(1,964,418.50)	7,144,984.71	341.93	7,145,326.64
513 Derelict Vessel Removal	928,818.54		169,608.15		(36,560.15)	1,134,986.84	3.00	1,134,989.84
532 Washington Housing Trust Fund	58,274,752.93		10,205,940.16		1,588,265.38	66,892,427.71	.....	66,892,427.71
535 Alaskan Way Viaduct Replacement Project	13,397,415.73		(21,600.16)		4,831,627.35	8,544,188.22	48,799.99	8,592,988.21
549 Election	7,832,670.66		75,523.30		58,743.13	7,849,450.83	.....	7,849,450.83
550 Transportation 2003	(10,753,098.61)		(11,680,549.39)		126,665.48	(22,560,313.48)	359.49	(22,559,953.99)
562 Skilled Nursing Facility Safety Net Trust	4,240,320.44		896.40		(5,062,337.51)	9,303,554.35	11,201.00	9,314,755.35
564 Water Pollution Control Revolving Administration	10,820,957.46		(6,034,457.19)		104,930.20	4,681,570.07	.....	4,681,570.07
565 Yakima Integrated Plan Implementation Revenue Recovery	.....		.....		.....	.....	.....	.....
566 Community Forest Trust	174,859.23		79.07		(4,255.22)	179,193.52	.....	179,193.52
571 Multiuse Roadway Safety	796,225.21		20,158.80		.....	816,384.01	.....	816,384.01
595 I-405 and SR-167 Express Toll Lanes	67,507,920.22		14,138.50		1,204,559.83	66,317,498.89	10,052.06	66,327,550.95
600 Department of Retirement Systems Expense	17,065,214.02		4,283,931.79		4,573,052.31	16,776,093.50	14,010.44	16,790,103.94
689 Rural Washington Loan	1,746,962.55		842.57		257,546.99	1,490,258.13	.....	1,490,258.13
727 Water Pollution Control Revolving	308,269,502.99		7,269,991.83		1,156,625.24	314,382,869.58	.....	314,382,869.58
733 Capitol Campus Reserve	.....		.....		.....	.....	.....	.....
777 Prostitution Prevention and Intervention	175,481.19		1,741.49		349.03	176,873.65	.....	176,873.65
785 State Educational Trust Fund	2,325,135.42		29,509.24		7,677.32	2,346,967.34	.....	2,346,967.34
818 Youth Athletic Facility	42,626,153.46		5,037.10		.....	42,631,190.56	.....	42,631,190.56
825 Tobacco Settlement	.....		.....		.....	.....	.....	.....

# RECEIPTS AND DISBURSEMENTS FOR TREASURY FUNDS

		July 1, 2021	July 2021			July 31, 2021	
		Beginning Book Balance	Plus Receipts	Less Disbursements	Ending Book Balance	Outstanding Warrants	Ending Cash Balance
<b>SPECIAL REVENUE FUNDS (Continued)</b>							
844	Money-Purchase Retirement Savings Administrative	\$ .....	\$ .....	\$ .....	\$ .....	\$ .....	\$ .....
851	Developmental Disabilities Community Services	5,434,910.38	2,220.27	.....	5,437,130.65	.....	5,437,130.65
874	OASI Revolving	249,575.62	3,628.30	12,728.35	240,475.57	0.76	240,476.33
887	Public Facilities Construction Loan Revolving	23,620,362.71	1,862,977.56	44,622.34	25,438,717.93	377.36	25,439,095.29
888	Deferred Compensation Administrative	1,291,161.67	1,868,635.10	1,035,160.28	2,124,636.49	2,575.73	2,127,212.22
893	Radiation Perpetual Maintenance	\$359,073.32	157.20	.....	359,230.52	.....	359,230.52
<b>TOTAL SPECIAL REVENUE FUNDS</b>		<b>\$ 4,818,703,699.56</b>	<b>\$ (236,992,718.14)</b>	<b>\$ 827,960,991.72</b>	<b>\$ 3,753,749,989.70</b>	<b>\$ 24,107,808.01</b>	<b>\$ 3,777,857,797.71</b>
<b>DEBT SERVICE FUNDS</b>							
303	Highway Bond Retirement	\$ 262,265,250.11	\$ 67,155,663.40	\$ 184,049,183.32	\$ 145,371,730.19	\$ .....	\$ 145,371,730.19
304	Ferry Bond Retirement	15,123,418.49	927,471.37	6,521,625.00	9,529,264.86	.....	9,529,264.86
305	Transportation Improvement Board Bond Retirement	7,261,300.26	514,145.64	2,223,614.58	5,551,831.32	.....	5,551,831.32
347	Washington State University Bond Retirement	32,998,148.38	(258,038.72)	(1,838,081.64)	34,578,191.30	.....	34,578,191.30
348	University of Washington Bond Retirement	19,678,220.21	9,782.08	1,073,150.41	18,614,851.88	.....	18,614,851.88
380	Debt-Limit General Fund Bond Retirement	26,156.23	.....	.....	26,156.23	.....	26,156.23
381	Debt-Limit Reimbursable Bond Retirement	.....	184,400.00	184,400.00	.....	.....	.....
382	Nondebt-Limit General Fund Bond Retirement	.....	.....	.....	.....	.....	.....
383	Nondebt-Limit Reimbursable Bond Retirement	23,322.23	18,689,200.00	18,689,200.00	23,322.23	.....	23,322.23
384	Nondebt-Limit Proprietary Appropriated Bond Retirement	.....	.....	.....	.....	.....	.....
385	Nondebt-Limit Proprietary Nonappropriated Bond Retirement	.....	.....	.....	.....	.....	.....
386	Nondebt-Limit Revenue Bond Retirement	.....	.....	.....	.....	.....	.....
389	Toll Facility Bond Retirement	\$5,332,341.50	4,093,517.28	.....	9,425,858.78	.....	9,425,858.78
<b>TOTAL DEBT SERVICE FUNDS</b>		<b>\$ 342,708,157.41</b>	<b>\$ 91,316,141.05</b>	<b>\$ 210,903,091.67</b>	<b>\$ 223,121,206.79</b>	<b>\$ .....</b>	<b>\$ 223,121,206.79</b>
<b>CAPITAL PROJECTS FUNDS</b>							
01L	Higher Education Construction	\$ .....	\$ .....	\$ .....	\$ .....	\$ .....	\$ .....
036	Capitol Building Construction	2,696,446.18	(3,040,748.40)	(240,478.39)	(103,823.83)	.....	(103,823.83)
056	State Higher Education Construction	2,473.00	1.08	.....	2,474.08	.....	2,474.08
057	State Building Construction	39,569,334.71	(10,442,735.75)	150,030,616.89	(120,904,017.93)	5,119,164.44	(115,784,853.49)
060	Community and Technical College Capital Projects	13,167,619.60	668,425.34	7,918,192.92	5,917,852.02	.....	5,917,852.02
061	Eastern Washington University Capital Projects	5,282,144.34	7,444.64	(134,439.34)	5,424,028.32	.....	5,424,028.32
062	Washington State University Building	2,209,341.66	(115,536.46)	.....	2,093,805.20	.....	2,093,805.20
063	Central Washington University Capital Projects	5,818,242.84	2,698.36	(191,335.30)	6,012,276.50	.....	6,012,276.50
064	University of Washington Building	9,601,269.66	4,476.38	7,880,738.75	1,725,007.29	.....	1,725,007.29
065	Western Washington University Capital Projects	7,863,571.31	3,630.10	687,226.89	7,179,974.52	.....	7,179,974.52
066	The Evergreen State College Capital Projects	4,031,229.11	1,672.46	587,494.52	3,445,407.05	.....	3,445,407.05
075	State Social and Health Services Construction	9,396.39	.....	.....	9,396.39	.....	9,396.39
18B	Columbia River Basin Tax Bond Water Supply Development	1,252,826.32	548.46	.....	1,253,374.78	.....	1,253,374.78
245	Public Safety Reimbursable Bond	4.12	.....	.....	4.12	.....	4.12
246	Community and Technical College Forest Reserve	5,157,395.66	.....	0.04	5,157,395.62	.....	5,157,395.62

# RECEIPTS AND DISBURSEMENTS FOR TREASURY FUNDS

		July 1, 2021	July 2021		July 31, 2021		
		Beginning Book Balance	Plus Receipts	Less Disbursements	Ending Book Balance	Outstanding Warrants	Ending Cash Balance
<b>CAPITAL PROJECTS FUNDS (Continued)</b>							
289	Thurston County Capital Facilities	\$ 15,776,999.95	\$ 315,888.31	\$ 248,468.31	\$ 15,844,419.95	\$ .....	\$ 15,844,419.95
357	Gardner-Evans Higher Education Construction	45,698.05	.....	.....	45,698.05	.....	45,698.05
364	Military Department Capital	1,742,549.25	.....	1,448.11	1,741,101.14	.....	1,741,101.14
367	Chehalis Basin Taxable	.....	.....	.....	.....	.....	.....
373	CORONAVIRUS CAPITAL PROJECTS	.....	.....	.....	.....	.....	.....
<b>TOTAL CAPITAL PROJECTS FUNDS</b>		<b>\$ 114,226,542.15</b>	<b>\$ (12,594,235.48)</b>	<b>\$ 166,787,933.40</b>	<b>\$ -65,155,626.73</b>	<b>\$ 5,119,164.44</b>	<b>\$ (60,036,462.29)</b>
<b>PERMANENT FUNDS</b>							
04B	Natural Resources Real Property Replacement	\$ 6,678,147.67	\$ 2,984.62	\$ (75,000.00)	\$ 6,756,132.29	\$ .....	\$ 6,756,132.29
601	Agricultural Permanent	233,227.67	829,914.88	896,419.65	166,722.90	.....	166,722.90
603	Millersylvania Park Trust	5,760.40	2.52	.....	5,762.92	.....	5,762.92
604	Normal School Permanent	169,528.04	956,758.99	878,380.76	247,906.27	.....	247,906.27
605	Permanent Common School	61,023.32	735,165.04	735,907.62	60,280.74	.....	60,280.74
606	Scientific Permanent	408,610.35	934,708.13	1,010,136.09	333,182.39	.....	333,182.39
607	State University Permanent	\$122,777.44	126,058.19	98,164.96	150,670.67	.....	150,670.67
<b>TOTAL PERMANENT FUNDS</b>		<b>\$ 7,679,074.89</b>	<b>\$ 3,585,592.37</b>	<b>\$ 3,544,009.08</b>	<b>\$ 7,720,658.18</b>	<b>\$ .....</b>	<b>\$ 7,720,658.18</b>
<b>ENTERPRISE FUNDS</b>							
12V	PEBB Medical Benefits Admin	\$ .....	\$ .....	\$ .....	\$ .....	\$ .....	\$ .....
401	Correctional Industries	8,149,922.88	17,487,727.74	9,141,071.66	16,496,578.96	142,616.07	16,639,195.03
407	Secretary of State's Revolving	8,258,572.56	817,076.25	913,406.90	8,162,241.91	178,374.16	8,340,616.07
418	State Health Care Authority Administrative	2,858,719.52	1,341,481.09	1,400,161.26	2,800,039.35	1,942.25	2,801,981.60
492	School Employees' Insurance Administrative	12,070,934.97	1,121,044.92	1,190,473.26	12,001,506.63	980.67	12,002,487.30
578	Lottery Administrative	988,558.11	1,795,693.83	1,491,927.24	1,292,324.70	27,013.56	1,319,338.26
608	Accident	(286,610.42)	149,051,241.44	151,945,975.09	(3,181,344.07)	12,343,667.16	9,162,323.09
609	Medical Aid	7,343,890.46	118,051,016.85	117,648,500.59	7,746,406.72	7,018,010.20	14,764,416.92
610	Accident Reserve	1,806,981.53	73,436,796.66	75,341,105.79	(97,327.60)	1,866,921.39	1,769,593.79
881	Supplemental Pension	1,575,838.45	115,272,277.37	116,734,322.94	113,792.88	3,288,673.50	3,402,466.38
883	Second Injury	\$69,052,583.09	292,263.47	151,222.68	69,193,623.88	48,625.21	69,242,249.09
<b>TOTAL ENTERPRISE FUNDS</b>		<b>\$ 111,819,391.15</b>	<b>\$ 478,666,619.62</b>	<b>\$ 475,958,167.41</b>	<b>\$ 114,527,843.36</b>	<b>\$ 24,916,824.17</b>	<b>\$ 139,444,667.53</b>
<b>INTERNAL SERVICE FUNDS</b>							
006	Public Records Efficiency, Preservation & Access	\$ 2,002,619.89	\$ (193.97)	\$ 270,141.10	\$ 1,732,284.82	\$ 8,514.00	\$ 1,740,798.82
405	Legal Services Revolving	20,853,866.76	15,847,383.65	18,026,599.97	18,674,650.44	1,152,125.43	19,826,775.87
410	Transportation Equipment	27,198,241.23	1,270,756.02	3,012,188.84	25,456,808.41	32,214.61	25,489,023.02
415	Personnel Service	14,959,836.61	1,045,119.34	599,666.73	15,405,289.22	873.93	15,406,163.15
455	Higher Education Personnel Service	552,783.33	121,759.00	129,201.22	545,341.11	144.51	545,485.62
468	OFM Central Service	1,608,699.39	1,135,110.94	908,159.47	1,835,650.86	.....	1,835,650.86
483	Auditing Services Revolving	(437,903.14)	982,648.14	619,789.01	(75,044.01)	267.30	(74,776.71)

# RECEIPTS AND DISBURSEMENTS FOR TREASURY FUNDS

	July 1, 2021		July 2021		July 31, 2021		
	Beginning Book Balance		Plus Receipts	Less Disbursements	Ending Book Balance	Outstanding Warrants	Ending Cash Balance
<b>INTERNAL SERVICE FUNDS (Continued)</b>							
484 Administrative Hearings Revolving	\$ 2,919,117.79	\$ 3,884,330.48	\$ 2,816,677.31	\$ 3,986,770.96	\$ 8,582.01	\$ 3,995,352.97	
<b>TOTAL INTERNAL SERVICE FUNDS</b>	<b>\$ 69,657,261.86</b>	<b>\$ 24,286,913.60</b>	<b>\$ 26,382,423.65</b>	<b>\$ 67,561,751.81</b>	<b>\$ 1,202,721.79</b>	<b>\$ 68,764,473.60</b>	
<b>PENSION TRUST FUNDS</b>							
614 Volunteer Firefighters' Relief and Pension Principal	\$ 9,020,464.75	\$ 7,685,385.92	\$ 1,152,419.33	\$ 15,553,431.34	\$ 118,322.61	\$ 15,671,753.95	
615 State Patrol - Plan1	992,672.22	7,499,552.20	7,431,002.05	1,061,222.37	21,834.27	1,083,056.64	
616 Judges' Retirement	1,281,920.77	75,569.61	21,402.43	1,336,087.95	.....	1,336,087.95	
630 State Patrol - Plan 2	415,827.55	1,651,171.02	1,713,643.19	353,355.38	51.13	353,406.51	
631 Public Employees' Retirement System Plan 1	8,977,256.96	164,569,931.08	163,541,268.69	10,005,919.35	159,472.97	10,165,392.32	
632 Teachers' Retirement System Plan 1	6,730,673.17	123,845,870.98	121,999,786.41	8,576,757.74	166,864.03	8,743,621.77	
633 School Employees' Retirement System Combined Plan 2 & 3	6,492,574.67	61,356,875.27	61,016,855.59	6,832,594.35	116,695.66	6,949,290.01	
635 Public Safety Employees Retirement System Plan 2	332,941.80	9,079,489.83	8,947,041.97	465,389.66	50,618.77	516,008.43	
641 Public Employees' Retirement System Combined Plan 2 & 3	14,204,403.30	305,435,572.33	311,843,695.75	7,796,279.88	624,295.25	8,420,575.13	
642 Teachers' Retirement System Combined Plan 2 and 3	22,410,018.91	231,474,564.09	231,862,538.91	22,022,044.09	95,171.64	22,117,215.73	
661 Higher Ed Retirement Plan Supplemental Benefit-UW	.....	593,325.81	593,317.06	8.75	.....	8.75	
662 Higher Ed Retirement Plan Supplemental Benefit -WSU	.....	68,378.63	68,378.63	.....	.....	.....	
663 Higher Ed Retirement Plan Supplemental Benefit-EWU	7,909.77	13,232.16	14,387.91	6,754.02	.....	6,754.02	
664 Higher Ed Retirement Plan Supplemental Benefit-CWU	.....	11,275.14	11,275.14	.....	.....	.....	
665 Higher Ed Retirement Plan Supplemental Benefit-TESC	.....	3,420.11	3,420.11	.....	.....	.....	
667 Higher Ed Retirement Plan Supplemental Benefit-WWU	.....	11,063.89	11,063.89	.....	.....	.....	
668 Higher Ed Retirement Plan Supplemental Benefit -SBCTC	.....	55,893.06	55,893.06	.....	.....	.....	
722 Deferred Compensation Principal	4,146,134.57	68,183,886.11	66,315,101.69	6,014,918.99	1,560.47	6,016,479.46	
729 Judicial Retirement Principal	10,190.13	93,352.60	93,347.71	10,195.02	.....	10,195.02	
819 LEOFF Plan 1 Retirement	2,803,241.12	31,334,285.58	30,977,687.82	3,159,838.88	48,519.74	3,208,358.62	
829 LEOFF Plan 2 Retirement	5,053,688.06	72,174,949.13	71,483,372.86	5,745,264.33	302,483.89	6,047,748.22	
882 Washington Judicial Retirement System	\$8,723,767.54	1,779,028.25	594,433.92	9,908,361.87	.....	9,908,361.87	
<b>TOTAL PENSION TRUST FUNDS</b>	<b>\$ 91,603,685.29</b>	<b>\$ 1,086,996,072.80</b>	<b>\$ 1,079,751,334.12</b>	<b>\$ 98,848,423.97</b>	<b>\$ 1,705,890.43</b>	<b>\$ 100,554,314.40</b>	
<b>CUSTODIAL FUNDS</b>							
01P Suspense	\$ 19,061,723.95	\$ 2,539,764,061.82	\$ 2,512,183,565.01	\$ 46,642,220.76	\$ 57,778.38	\$ 46,699,999.14	
01R Undistributed Receipts	1,875,617.54	.....	.....	1,875,617.54	.....	1,875,617.54	
01T Local Leasehold Excise Tax	322,495.69	(55,354.18)	(2,284,793.70)	2,551,935.21	.....	2,551,935.21	
034 Local Sales and Use Tax	.....	.....	.....	.....	.....	.....	
035 STATE PAYROLL REVOLVING ACCOUNT	30,162,739.46	585,579,335.45	603,207,986.93	12,534,087.98	1,979,300.14	14,513,388.12	
768 Local Real Estate Excise Tax	.....	.....	.....	.....	.....	.....	
795 State Investment Board Commingled Monthly Bond	.....	.....	.....	.....	.....	.....	
865 State Investment Board Commingled Trust	.....	.....	.....	.....	.....	.....	

# RECEIPTS AND DISBURSEMENTS FOR TREASURY FUNDS

	July 1, 2021	July 2021		July 31, 2021		
	Beginning Book Balance	Plus Receipts	Less Disbursements	Ending Book Balance	Outstanding Warrants	Ending Cash Balance
<b>CUSTODIAL FUNDS (Continued)</b>						
877 OASI Contribution	\$ .....	\$ .....	\$ .....	\$ .....	\$ .....	\$ .....
<b>TOTAL CUSTODIAL FUNDS</b>	\$ 51,422,576.64	\$ 3,125,288,043.09	\$ 3,113,106,758.24	\$ 63,603,861.49	\$ 2,037,078.52	\$ 65,640,940.01
<b>TOTAL TREASURY FUNDS</b>	\$ \$11,944,337,138.36	\$ 9,870,431,795.52	\$ 11,644,058,368.06	\$ 10,170,710,565.82	\$ 117,713,597.09	\$ 10,288,424,162.91



# RECEIPTS AND DISBURSEMENTS FOR TREASURER'S TRUST FUNDS

	July 1, 2021		July 2021		July 31, 2021	
	Beginning Book Balance	Plus Receipts	Less Disbursements	Ending Book Balance	Outstanding Warrants	Ending Cash Balance
<b>GENERAL FUND</b>						
06N Local Tax Administration	\$ .....	\$ .....	\$ .....	\$ .....	\$ .....	\$ .....
07F Commercial Fisheries Buyback	.....	.....	.....	.....	.....	.....
08B Foster Care Endowed Scholarship Trust	16,406.60	7.18	.....	16,413.78	.....	16,413.78
08E Individual Development Account Program	2,052.85	0.90	.....	2,053.75	.....	2,053.75
08N State Financial Aid	31,651,625.14	2,774,094.23	23,520,661.37	10,905,058.00	4,274.89	10,909,332.89
08T Transportation Innovative Partnership	.....	.....	.....	.....	.....	.....
10V Invasive Species Council	.....	.....	.....	.....	.....	.....
11M Poet Laureate	115.55	.....	.....	115.55	.....	115.55
11R Hospital Infection Control Grant	.....	.....	.....	.....	.....	.....
12L Outdoor Education and Recreation Prog	650,368.86	.....	.....	650,368.86	.....	650,368.86
12P Geoduck Aquaculture Research	9,052.51	.....	9,052.52	(0.01)	.....	(0.01)
131 Fair	1,568,938.09	2,750,791.32	16,522.64	4,303,206.77	5,483.96	4,308,690.73
14N Legislative Oral History	25,500.20	.....	.....	25,500.20	.....	25,500.20
14P Skeletal Human Remains Assistance	290,642.30	.....	274.40	290,367.90	.....	290,367.90
15B Food Animal Vet Scholarship	.....	.....	.....	.....	.....	.....
15N Business Assistance	.....	.....	.....	.....	.....	.....
16F Washington State Flag	.....	.....	.....	.....	.....	.....
16K Mortgage Recovery	.....	.....	.....	.....	.....	.....
16R Multiagency Permitting Team	97,951.74	42.88	.....	97,994.62	.....	97,994.62
17R Aerospace Training Student Loan	241,967.47	9,774.64	2,261.61	249,480.50	.....	249,480.50
18C Native Education Public-Private Partnership	.....	.....	.....	.....	.....	.....
18F High School Completion	.....	.....	.....	.....	.....	.....
18G Opportunity Scholarship Match Transfer	173,017.62	.....	62,500.00	110,517.62	.....	110,517.62
18K 24/7 Sobriety	24,274.58	925.41	.....	25,199.99	.....	25,199.99
18V Science, Technology, Engineering and Math Education Lighthouse	.....	.....	.....	.....	.....	.....
19J Universal Communications Services	106,157.77	.....	7,845.80	98,311.97	.....	98,311.97
20L Early Start	.....	.....	.....	.....	.....	.....
21J Gina Grant Bull Memorial Legislative Page Scholarship	53,376.07	23.37	.....	53,399.44	.....	53,399.44
21K Skilled Worker Awareness Grant Program	427.96	.....	17,036.39	(16,608.43)	.....	(16,608.43)
21L Low-Income Home Rehab Revolving Loan Program	78,041.70	34.16	.....	78,075.86	.....	78,075.86
21T Suicide-Safer Homes Project	25,000.01	.....	.....	25,000.01	.....	25,000.01
22A State Agency Office Relocation Pool	6,045,826.67	0.01	554,727.18	5,491,099.50	1,141.92	5,492,241.42
22B Highway Worker Memorial Scholarship	.....	.....	.....	.....	.....	.....
22S Landlord Mitigation Program	1,124,251.92	4,226,896.23	126,292.01	5,224,856.14	84,599.88	5,309,456.02
22V Medical Student Loan	743,479.24	.....	.....	743,479.24	.....	743,479.24
23B Rural Jobs Program Match Transfer	.....	.....	.....	.....	.....	.....
23E Washington History Day	88,773.53	618.86	.....	89,392.39	.....	89,392.39
23F Open Educational Resources	(3,567.83)	.....	.....	(3,567.83)	.....	(3,567.83)
23L Indian Health Improvement Reinvestment	483,845.97	8,384.98	39,744.68	452,486.27	104.82	452,591.09

# RECEIPTS AND DISBURSEMENTS FOR TREASURER'S TRUST FUNDS

	July 1, 2021	July 2021		July 31, 2021		
	Beginning Book Balance	Plus Receipts	Less Disbursements	Ending Book Balance	Outstanding Warrants	Ending Cash Balance
<b>GENERAL FUND (Continued)</b>						
24A Behavioral Health Loan Repayment Program	\$ 1,777,022.51	\$ .....	\$ 62,817.04	\$ 1,714,205.47	\$ 17,596.15	\$ 1,731,801.62
24F Veterans Service Officer	.....	.....	.....	.....	.....	.....
24W Undocumented Student Support Loan Match	.....	.....	.....	.....	.....	.....
25B UNEMPLOYMENT INSURANCE RELIEF	.....	.....	.....	.....	.....	.....
25E Rosa Franklin Legislative Internship Program Scholarship	.....	.....	.....	.....	.....	.....
25J Department of Transportation Purple Heart State	.....	.....	.....	.....	.....	.....
25K Department of Veterans' Affairs Purple Heart State	.....	.....	.....	.....	.....	.....
25L Military Department Purple Heart State	.....	.....	.....	.....	.....	.....
290 Savings Incentive	1,969,700.48	.....	(596,526.39)	2,566,226.87	.....	2,566,226.87
447 Information Technology Investment Revolving	26,036,616.37	10,017,612.47	2,660,424.99	33,393,803.85	17,447.82	33,411,251.67
490 Regional Transportation Investment District	.....	.....	.....	.....	.....	.....
514 Agricultural Conservation Easements	.....	.....	.....	.....	.....	.....
534 Washington Graduate Fellowship Trust	489.80	.....	.....	489.80	.....	489.80
551 Washington Youth and Families	124,634.31	.....	.....	124,634.31	.....	124,634.31
552 Conservation Assistance Revolving	449,209.25	.....	.....	449,209.25	.....	449,209.25
653 Washington Distinguished Professorship Trust	.....	.....	.....	.....	.....	.....
703 COVID-19 Unemployment	.....	.....	.....	.....	.....	.....
704 COVID-19 PUBLIC HEALTH RESPONSE	603,572,365.51	19,400,495.95	12,430,217.76	610,542,643.70	40,000.00	610,582,643.70
743 College Faculty Awards Trust	186.14	.....	.....	186.14	.....	186.14
747 Health Professional Loan Repayment & Scholarship Program	7,577,859.29	(6,932.90)	970,170.36	6,600,756.03	97,753.36	6,698,509.39
748 Higher Education Coord. Board for Innovation and Quality	.....	.....	.....	.....	.....	.....
781 Cross-State Trail	473.10	.....	.....	473.10	.....	473.10
793 Health Insurance Pool	.....	.....	.....	.....	.....	.....
817 Stadium and Exhibition Center Construction	.....	.....	.....	.....	.....	.....
835 Four Year Student Child Care in Higher Education	\$17,143.82	.....	15,339.25	1,804.57	.....	1,804.57
<b>TOTAL GENERAL FUND</b>	<b>\$ 685,023,227.10</b>	<b>\$ 39,182,769.69</b>	<b>\$ 39,899,361.61</b>	<b>\$ 684,306,635.18</b>	<b>\$ 268,402.80</b>	<b>\$ 684,575,037.98</b>
<b>SPECIAL REVENUE FUNDS</b>						
01F Crime Victims' Compensation	\$ 2,439,147.80	\$ 110,877.98	\$ 1,866,757.09	\$ 683,268.69	\$ .....	\$ 683,268.69
03K Industrial Insurance Premium Refund	6,179,616.07	1,863,109.81	1,847,350.00	6,195,375.88	75.00	6,195,450.88
04F Real Estate Education Program	697,811.21	1,226.25	.....	699,037.46	.....	699,037.46
06H Oral History, State Library, and Archives	39,174.47	17,041.94	17,083.43	39,132.98	.....	39,132.98
06J Securities Prosecution	773,744.07	36,500.00	1,851.72	808,392.35	1,968.97	810,361.32
07A Mortgage Lending Fraud Prosecution	411,322.48	42,809.75	.....	454,132.23	.....	454,132.23
07B Organ and Tissue Donation Awareness	54,918.52	59,213.14	56,103.87	58,027.79	56,103.87	114,131.66
07E Contract Harvesting Revolving	9,017,816.52	8,623.19	(1,011,362.43)	10,037,802.14	57,924.98	10,095,727.12
07J "Helping Kids Speak"	3,598.01	2,559.66	2,657.67	3,500.00	.....	3,500.00
07K Special License Plate Applicant Trust	12,206.00	.....	.....	12,206.00	.....	12,206.00
07L Legislative International Trade	77.33	.....	.....	77.33	.....	77.33
07N Produce Railcar Pool	50.71	0.02	.....	50.73	.....	50.73

# RECEIPTS AND DISBURSEMENTS FOR TREASURER'S TRUST FUNDS

	July 1, 2021		July 2021		July 31, 2021		
	Beginning Book Balance		Plus Receipts	Less Disbursements	Ending Book Balance	Outstanding Warrants	Ending Cash Balance
<b>SPECIAL REVENUE FUNDS (Continued)</b>							
07T Commemorative Works	\$ 3,470.32	\$	1.52	\$ .....	\$ 3,471.84	\$ .....	\$ 3,471.84
07V Fish and Wildlife Enforcement Reward	172,856.02		(28,656.61)	19,809.19	124,390.22	.....	124,390.22
08C Gonzaga University Alumni Association	6,487.69		4,545.36	4,766.99	6,266.06	.....	6,266.06
08F Lighthouse Environmental Programs	12,632.66		7,595.00	8,183.02	12,044.64	.....	12,044.64
08G Flexible Spending Administrative	2,501,400.83		88,352.16	86,676.72	2,503,076.27	.....	2,503,076.27
08J Prescription Drug Consortium	28,512.01		.....	142,512.75	(114,000.74)	.....	(114,000.74)
08L "Ski & Ride Washington"	3,679.88		2,368.34	3,250.32	2,797.90	.....	2,797.90
08P State Parks Education and Enhancement	369,299.68		15,528.36	27,685.97	357,142.07	.....	357,142.07
08V Veterans Stewardship	765,141.18		64,286.60	61,739.71	767,688.07	2,004.95	769,693.02
08W "Washington's National Park Fund"	31,000.59		26,805.37	27,741.03	30,064.93	.....	30,064.93
098 Eastern Washington Pheasant Enhancement	582,356.31		4,566.19	48,346.19	538,576.31	4,289.00	542,865.31
09A We Love Our Pets	12,308.24		5,285.02	4,837.00	12,756.26	.....	12,756.26
09B Boating Safety Education Certification	805,804.81		61,780.00	10,764.69	856,820.12	1,365.00	858,185.12
09J Washington Coastal Crab Pot Buoy Tag	172,253.97		.....	15,671.39	156,582.58	.....	156,582.58
09K Life Sciences Discovery	1,604,835.00		1,638.56	1,872.00	1,604,601.56	.....	1,604,601.56
09L Nursing Resource Center	410,491.60		60,724.31	328.98	470,886.93	5.00	470,891.93
10F "Share the Road"	17,832.72		6,036.35	7,182.01	16,687.06	7,182.01	23,869.07
11A Employment Training Finance	368,077.38		17,442.00	.....	385,519.38	.....	385,519.38
11J Electronic Products Recycling	816,485.71		(11,356.82)	9,898.77	795,230.12	.....	795,230.12
11P Large On-Site Sewage Systems	.....		.....	.....	.....	.....	.....
11V Veteran Estate Management	3,955.38		30,190.09	32,907.88	1,237.59	0.30	1,237.89
126 Agricultural Local	21,085,621.53		3,154,910.66	2,512,545.76	21,727,986.43	179,475.91	21,907,462.34
128 Grain Inspection Revolving	2,102,583.29		536,499.70	1,269,216.28	1,369,866.71	2,914.17	1,372,780.88
12E Assisted Living Facility Management	497,247.15		.....	(4,200.00)	501,447.15	.....	501,447.15
12F Manufactured/Mobile Home Dispute Resol	2,418,654.43		125,695.57	31,657.65	2,512,692.35	.....	2,512,692.35
12G Rockfish Research	473,366.76		30,408.54	1,954.46	501,820.84	1.50	501,822.34
12H Uniformed Service Shared Leave Pool	886,944.85		4,158.00	13,149.94	877,952.91	.....	877,952.91
12N Get Ready For Math & Science Schlarshp	238,003.76		1,468.07	.....	239,471.83	.....	239,471.83
133 Children's Trust	540,197.56		3,540.86	10,917.84	532,820.58	30.00	532,850.58
14E Washington State Library Operations	6,816,573.84		722,521.84	606,288.44	6,932,807.24	4,028.61	6,936,835.85
14W Reduced Cigarette Ignition Propensity	810,526.55		4,102.27	2,877.67	811,751.15	318.76	812,069.91
15A Transitional Housing Oper & Rent	0.41		.....	.....	0.41	.....	0.41
15T Broadband Mapping	.....		.....	.....	.....	.....	.....
15V Funeral and Cemetery	406,611.49		23,524.40	48,471.27	381,664.62	260.00	381,924.62
15W Guaranteed Asset Protection Waiver	19,750.00		.....	.....	19,750.00	.....	19,750.00
163 Worker and Community Right to Know	2,600,461.87		344,196.14	183,676.89	2,760,981.12	4,182.55	2,765,163.67
169 Horse Racing Commission Operating	744,689.84		214,796.65	314,756.33	644,730.16	61.17	644,791.33
16B Landscape Architects' License	256,199.72		18,220.00	8,734.54	265,685.18	.....	265,685.18
16E Spec Forest Products Outreach/Education	72,937.69		34.23	.....	72,971.92	.....	72,971.92

# RECEIPTS AND DISBURSEMENTS FOR TREASURER'S TRUST FUNDS

	July 1, 2021		July 2021		July 31, 2021		
	Beginning Book Balance		Plus Receipts	Less Disbursements	Ending Book Balance	Outstanding Warrants	Ending Cash Balance
<b>SPECIAL REVENUE FUNDS (Continued)</b>							
16G Universal Vaccine Purchase	\$ 7,681,575.90	\$	\$ 8,300,606.58	\$ 2,619,112.45	\$ 13,363,070.03	\$ .....	\$ 13,363,070.03
16L Accessible Communities	691,272.51		18,950.28	1,702.63	708,520.16	.....	708,520.16
16N Disabled Veterans Assistance	.....		.....	.....	.....	.....	.....
16T Product Stewardship Programs	294,247.06		(1,646.10)	1,151.65	291,449.31	.....	291,449.31
17L Foreclosure Fairness	822,245.25		28,846.20	20,161.75	830,929.70	.....	830,929.70
17M Individual-Based/Portable Background Check Clearance	928,621.25		31,190.00	1,390.09	958,421.16	360.00	958,781.16
17V Volunteer Firefighters	6,729.34		3,376.34	4,179.01	5,926.67	.....	5,926.67
180 Local Government Administrative Hearings	236,838.13		5,968.60	99.00	242,707.73	.....	242,707.73
189 Clarke-McNary	.....		.....	.....	.....	.....	.....
18A Investing In Innovation	34,347.09		.....	.....	34,347.09	.....	34,347.09
18E Educator Certification Processing	1,699,597.92		265,029.85	244,401.81	1,720,225.96	1,682.00	1,721,907.96
18M Music Matters Awareness	7,489.98		6,491.34	5,910.33	8,070.99	.....	8,070.99
18N Damage Prevention	165,359.60		7,500.00	1,100.00	171,759.60	.....	171,759.60
18R Seattle Sounders FC	8,160.61		4,897.69	6,006.01	7,052.29	.....	7,052.29
190 Forest Fire Protection Assessment	10,676,895.85		(818,560.54)	(612,613.78)	10,470,949.09	1,392.81	10,472,341.90
193 State Forest Nursery Revolving	1,221,658.75		(89,369.67)	50,926.34	1,081,362.74	16,510.16	1,097,872.90
195 Energy	0.11		0.10	.....	0.21	.....	0.21
197 Statute Law Committee Publications	868,814.85		697.19	4,955.79	864,556.25	2,772.00	867,328.25
198 Access Road Revolving	8,740,049.36		(691,757.53)	638,454.13	7,409,837.70	69,595.21	7,479,432.91
19B School for the Blind	2,971,816.69		168,997.53	141,585.22	2,999,229.00	.....	2,999,229.00
19E 4-H Program	345.33		249.67	373.33	221.67	.....	221.67
19F Seattle Seahawks	78,269.80		34,829.77	27,800.75	85,298.82	.....	85,298.82
19H Center for Deaf/Hard of Hearing Youth	1,990,628.34		69,815.09	.....	2,060,443.43	.....	2,060,443.43
19M Seattle University	44,270.35		539.01	.....	44,809.36	.....	44,809.36
19P Child Rescue	46,698.47		(1,062.43)	.....	45,636.04	.....	45,636.04
19R Residential Services and Support	111,509.33		.....	(526.24)	112,035.57	.....	112,035.57
19W Wolf-Livestock Conflict	248,506.73		.....	.....	248,506.73	.....	248,506.73
205 Mobile Home Park Relocation	3,313,151.02		128,880.84	93,012.58	3,349,019.28	7,500.00	3,356,519.28
206 Cost of Supervision	1,325,838.08		87,315.75	18,780.70	1,394,373.13	213.00	1,394,586.13
209 Regional Fisheries Enhancement Group	1,540,043.86		71,961.28	115,491.80	1,496,513.34	5.01	1,496,518.35
20A State Flower	3,147.68		2,657.67	2,944.68	2,860.67	.....	2,860.67
20D CPA Scholarship Transfer	175,000.00		.....	.....	175,000.00	.....	175,000.00
20E WA Internet Crimes Against Children	1,000,000.00		176,850.00	188,193.55	988,656.45	.....	988,656.45
20G Washington Farmers and Ranchers	844.67		280.00	476.00	648.67	476.00	1,124.67
20K Licensing & Enforcement System Modernization	.....		.....	.....	.....	.....	.....
20P Nursing Facility Quality Enhancement	3,768,747.79		.....	.....	3,768,747.79	.....	3,768,747.79
20W Washington Tennis	9,276.10		336.00	.....	9,612.10	.....	9,612.10
210 Fire Protection Contractor License	621,653.42		8,607.41	41,065.77	589,195.06	.....	589,195.06
213 Veterans' Emblem	20,162.44		294.00	.....	20,456.44	.....	20,456.44

# RECEIPTS AND DISBURSEMENTS FOR TREASURER'S TRUST FUNDS

	July 1, 2021		July 2021		July 31, 2021		
	Beginning Book Balance		Plus Receipts	Less Disbursements	Ending Book Balance	Outstanding Warrants	Ending Cash Balance
<b>SPECIAL REVENUE FUNDS (Continued)</b>							
214 Temporary Worker Housing	\$ 111,257.88	\$	1,649.91	\$ 22,590.64	\$ 90,317.15	\$ .....	\$ 90,317.15
219 Air Operating Permit	3,349,350.55		(39,204.94)	37,825.34	3,272,320.27	.....	3,272,320.27
21A Washington State Wrestling	756.00		865.67	725.67	896.00	.....	896.00
21C Washington Sexual Assault Kit	700,490.61		306.66	.....	700,797.27	.....	700,797.27
21F Fred Hutch	777.00		641.67	917.00	501.67	.....	501.67
21G Washington State Aviation	114,155.75		4,599.00	.....	118,754.75	.....	118,754.75
21N NE WA Wolf-Livestock Management	281,059.01		137.31	49,823.64	231,372.68	.....	231,372.68
21Q Forest Health Revolving	23,395,609.60		(293,003.94)	(1,868,081.96)	24,970,687.62	1,966.32	24,972,653.94
21U Veteran's In-State Service Shared Leave Pool	139,843.48		6,305.16	(4,529.59)	150,678.23	.....	150,678.23
21W K-12 Criminal Background Check	166,246.61		218,557.25	146,987.40	237,816.46	135.75	237,952.21
225 Fingerprint Identification	2,431,041.23		1,244,450.04	2,060,822.53	1,614,668.74	741.82	1,615,410.56
22G Photovoltaic Module Recycling	488.01		(381.27)	.....	106.74	.....	106.74
22H Foster Parent Shared Leave Pool	114,569.50		.....	(27,986.41)	142,555.91	.....	142,555.91
22K Watershed Restoration Enhancement	504,500.00		121,100.00	.....	625,600.00	.....	625,600.00
22L Public Use General Aviation Airport Loan Revolving	3,276,781.05		.....	118,122.77	3,158,658.28	.....	3,158,658.28
22N Fish and Wildlife Federal Lands Revolving	.....		.....	.....	.....	.....	.....
22P Natural Resources Federal Lands Revolving	6,264,577.91		(22,648.73)	(161,137.76)	6,403,066.94	.....	6,403,066.94
22Q Seattle Mariners	7,651.01		2,041.69	.....	9,692.70	.....	9,692.70
23A Student Loan Advocate	204,671.99		(7,195.65)	8,393.79	189,082.55	42.70	189,125.25
23C Department of Licensing Tuition Recovery	78,288.88		34.27	.....	78,323.15	.....	78,323.15
23D Student Achievement Council Tuition Recovery Trust	.....		.....	.....	.....	.....	.....
23K Smoke Detection Device Awareness	36,533.32		.....	.....	36,533.32	.....	36,533.32
23M County Road Administration Board Emergency Loan	1,553.29		2,000,000.68	.....	2,001,553.97	.....	2,001,553.97
23U Compostable Products Revolving	.....		.....	.....	.....	.....	.....
24C San Juan Islands Programs	2,933.00		3,259.67	3,269.00	2,923.67	.....	2,923.67
24D Seattle Storm	2,118.67		(1,894.67)	.....	224.00	.....	224.00
24E Washington State Library-Archives Building	10,140,831.46		515,359.79	.....	10,656,191.25	.....	10,656,191.25
24G Hemp Regulatory	390,778.74		7,000.00	13,448.33	384,330.41	.....	384,330.41
24R ENERGY INDEPENDENCE ACT SPECIAL	.....		.....	.....	.....	.....	.....
24S Seattle NHL Hockey	15,596.00		(14,046.32)	.....	1,549.68	.....	1,549.68
24T State Firearms Background Check System	8,526,482.55		.....	52,762.95	8,473,719.60	.....	8,473,719.60
259 Coastal Crab	109,042.53		571.00	71.00	109,542.53	15.00	109,557.53
25A Washington Apples	2,345.01		3,222.34	3,185.01	2,382.34	.....	2,382.34
25R Recycled Content	.....		.....	247.36	(247.36)	.....	(247.36)
25S Recycling Enhancing	.....		.....	.....	.....	.....	.....
25V Washington State Attorney General Charitable Asset Protection	.....		.....	.....	.....	.....	.....
274 Adult Family Home	639,706.64		.....	18,689.33	621,017.31	5,240.06	626,257.37
281 Impaired Driving Safety	28,769.73		124,478.73	531,375.00	(378,126.54)	.....	(378,126.54)
283 Juvenile Accountability Incentive	311,931.76		136.56	.....	312,068.32	.....	312,068.32

# RECEIPTS AND DISBURSEMENTS FOR TREASURER'S TRUST FUNDS

	July 1, 2021		July 2021		July 31, 2021	
	Beginning Book Balance	Plus Receipts	Less Disbursements	Ending Book Balance	Outstanding Warrants	Ending Cash Balance
<b>SPECIAL REVENUE FUNDS (Continued)</b>						
297 Pipeline Safety	\$ 3,013,675.35	\$ 123,765.52	\$ 225,823.40	\$ 2,911,617.47	\$ .....	\$ 2,911,617.47
298 Geologists'	226,277.92	30,405.00	21,555.71	235,127.21	4,970.00	240,097.21
300 Financial Services Regulation	43,066,626.94	1,726,754.58	2,624,158.28	42,169,223.24	21,629.71	42,190,852.95
320 Puget Sound Crab Pot Buoy Tag	9,408.80	.....	680.35	8,728.45	.....	8,728.45
328 Crim Justice Training Commis Firing Range Maintenance	174,461.00	.....	.....	174,461.00	.....	174,461.00
416 Surplus and Donated Food Commodities Revolving	4,638,185.35	156,637.09	652,295.52	4,142,526.92	161,929.81	4,304,456.73
424 Anti-Trust Revolving	401,328.70	2,148,597.52	228,299.64	2,321,626.58	50,484.76	2,372,111.34
474 School Employees Flexible & Dependent Care Administration	47,808.49	237,361.61	33,362.92	251,807.18	.....	251,807.18
480 Financial Education Public-Private Partnership	114,541.17	.....	.....	114,541.17	.....	114,541.17
485 Horse Racing Owners' Bonus/Breeder Awards	187,319.05	167,355.44	79,254.13	275,420.36	141.37	275,561.73
495 Toll Collection	27,591,010.24	10,740,740.11	7,225,925.46	31,105,824.89	115,763.49	31,221,588.38
496 Educator Conditional Scholarship	4,227,200.50	9,844.08	711,641.79	3,525,402.79	18,000.00	3,543,402.79
497 Horse Racing Commission Class C Purse Fund	122,926.33	5,528.17	.....	128,454.50	.....	128,454.50
498 Washington State Council of Fire Fighters Benevolent	19,663.71	11,274.72	15,304.35	15,634.08	.....	15,634.08
499 Law Enforcement Memorial	53,599.73	29,649.73	30,818.68	52,430.78	.....	52,430.78
501 Liquor Revolving	6,554,973.43	43,360,109.92	3,536,222.01	46,378,861.34	230,135.30	46,608,996.64
503 Tuition Recovery	4,034,622.97	54,409.05	3,726.92	4,085,305.10	.....	4,085,305.10
515 DNA Data Base	677,740.93	34,291.03	13,282.21	698,749.75	.....	698,749.75
516 Fruit and Vegetable Inspection	8,680,143.64	2,634,096.96	2,281,299.41	9,032,941.19	3,961.35	9,036,902.54
536 Federal Food Service Revolving	2,211,780.85	3,600,186.55	3,714,937.07	2,097,030.33	352,081.56	2,449,111.89
553 Performance Audits of Government	9,355,335.47	2,172,631.83	1,619,808.26	9,908,159.04	398.20	9,908,557.24
561 Community Technical College Innovation	2,466,224.97	797,076.54	1,228,611.36	2,034,690.15	.....	2,034,690.15
687 Rural Rehabilitation	111,944.18	49.00	7,500.00	104,493.18	.....	104,493.18
688 Federal Local Rail Service Assistance	82,458.43	39.72	.....	82,498.15	.....	82,498.15
731 Child Care Facility Revolving	74,490.19	32.61	.....	74,522.80	.....	74,522.80
732 Nursing Home Civil Penalties	1,815,132.57	.....	(29,418.76)	1,844,551.33	.....	1,844,551.33
746 Hanford Area Economic Investment	49,459.91	.....	.....	49,459.91	.....	49,459.91
749 Governor's Interagency Committee of State Employed Women	116,084.84	.....	20.00	116,064.84	.....	116,064.84
761 Basic Health Plan Subscription	250,744.09	.....	.....	250,744.09	.....	250,744.09
763 Center for the Improvement of Student Learning	35,600.68	.....	.....	35,600.68	.....	35,600.68
773 Commission on Higher Ed Prof Student Ex Program	51,200.00	.....	.....	51,200.00	.....	51,200.00
774 University of Washington License Plate	12,966.31	29,050.05	.....	42,016.36	.....	42,016.36
776 Washington State University License Plate	62,890.30	63,119.14	.....	126,009.44	.....	126,009.44
778 Western Washington University License Plate	252.00	2,179.33	.....	2,431.33	.....	2,431.33
779 Eastern Washington University License Plate	101,276.83	4,837.03	.....	106,113.86	.....	106,113.86
780 School Zone Safety Account	1,314,593.74	19,942.04	12,984.75	1,321,551.03	2,759.88	1,324,310.91
783 Central Washington University License Plate	1,712.67	1,617.00	.....	3,329.67	.....	3,329.67
784 Miscellaneous Transportation Programs	11,910,905.78	26,262,113.59	45,459,821.05	(7,286,801.68)	1,787,801.75	(5,498,999.93)
786 The Evergreen State College License Plate	20,716.38	504.00	.....	21,220.38	.....	21,220.38

# RECEIPTS AND DISBURSEMENTS FOR TREASURER'S TRUST FUNDS

	July 1, 2021		July 2021		July 31, 2021		
	Beginning Book Balance		Plus Receipts	Less Disbursements	Ending Book Balance	Outstanding Warrants	Ending Cash Balance
<b>SPECIAL REVENUE FUNDS (Continued)</b>							
789 Advanced Environmental Mitigation Revolving	\$ 1,069,233.58	\$	13,463.30	\$ (18,920.00)	\$ 1,101,616.88	\$ .....	\$ 1,101,616.88
816 Stadium and Exhibition Center	796,264.47		2,244,819.66	.....	3,041,084.13	.....	3,041,084.13
821 Impaired Physician	501,052.88		149,595.00	161,052.27	489,595.61	50.00	489,645.61
823 Livestock Nutrient Management	26,723.62		300.00	.....	27,023.62	.....	27,023.62
833 Developmental Disabilities Endowment Trust	4,162,986.04		726,023.97	2,467,358.36	2,421,651.65	58,116.69	2,479,768.34
834 Capitol Furnishings Preservation Committee	28,731.74		387.67	.....	29,119.41	.....	29,119.41
878 Federal Forest Revolving	4,045.87		1.78	.....	4,047.65	.....	4,047.65
880 Advance Right-of-Way Revolving	33,179,330.51		11,447,163.71	.....	44,626,494.22	.....	44,626,494.22
884 Gambling Revolving	14,076,101.50		1,371,342.17	1,260,289.74	14,187,153.93	22,484.09	14,209,638.02
885 Plumbing Certificate	764,168.51		149,598.14	177,470.11	736,296.54	113.26	736,409.80
892 Pressure Systems Safety	\$588,750.84		236,061.57	164,632.30	660,180.11	1.27	660,181.38
<b>TOTAL SPECIAL REVENUE FUNDS</b>	<b>\$ 370,077,962.34</b>	<b>\$</b>	<b>130,145,240.20</b>	<b>\$ 86,828,116.71</b>	<b>\$ 413,395,085.83</b>	<b>\$ 3,261,662.08</b>	<b>\$ 416,656,747.91</b>
<b>CAPITAL PROJECTS FUNDS</b>							
366 Watershed Restoration Enhancement Bond	\$ (4,630,749.19)	\$	.....	\$ 183,445.88	\$ (4,814,195.07)	\$ 88,590.59	\$ (4,725,604.48)
377 Watershed Restoration Enhancement Taxable Bond	.....		.....	.....	.....	.....	.....
<b>TOTAL CAPITAL PROJECTS FUNDS</b>	<b>\$ -4,630,749.19</b>	<b>\$</b>	<b>.....</b>	<b>\$ 183,445.88</b>	<b>\$ -4,814,195.07</b>	<b>\$ 88,590.59</b>	<b>\$ (4,725,604.48)</b>
<b>PERMANENT FUNDS</b>							
842 American Indian Scholarship Endowment	\$ 298,748.96	\$	130.67	\$ .....	\$ 298,879.63	\$ .....	\$ 298,879.63
852 Foster Care Scholarship Endowment	\$3,868.44		1.69	.....	3,870.13	.....	3,870.13
<b>TOTAL PERMANENT FUNDS</b>	<b>\$ 302,617.40</b>	<b>\$</b>	<b>132.36</b>	<b>\$ .....</b>	<b>\$ 302,749.76</b>	<b>\$ .....</b>	<b>\$ 302,749.76</b>
<b>ENTERPRISE FUNDS</b>							
22E Family and Medical Leave Enforcement	\$ 409,524.15	\$	313.74	\$ .....	\$ 409,837.89	\$ .....	\$ 409,837.89
22F Family and Medical Leave Insurance	286,518,804.72		48,262,458.56	81,589,942.86	253,191,320.42	1,269,683.91	254,461,004.33
413 Municipal Revolving	2,695,556.63		2,886,147.32	2,772,153.03	2,809,550.92	2,419.53	2,811,970.45
438 Uniform Dental Plan Benefits Administration	1,117,377.93		572,854.00	1,086,720.00	603,511.93	.....	603,511.93
439 Uniform Medical Plan Benefits Administration	4,915,278.79		5,558,842.00	5,220,108.07	5,254,012.72	.....	5,254,012.72
442 Legislative Gift Center	107,976.04		14,761.37	4,434.55	118,302.86	444.00	118,746.86
445 Self-Insured Emplr Overpymt Reimb	191,060.17		5,002.01	.....	196,062.18	.....	196,062.18
446 Industrial Insurance Rainy Day Fund	.....		.....	.....	.....	.....	.....
449 Certificates of Participation and Other Financing - Local	3,565,017.66		21,175,226.68	23,102,114.07	1,638,130.27	184,987.99	1,823,118.26
456 Separately Managed State Treasurer's Service	81,023.07		10,838.29	6,949.12	84,912.24	.....	84,912.24
470 Imaging	79,200.22		50,236.52	49,919.93	79,516.81	.....	79,516.81
473 School Employees Insurance Reserve	48,630,476.26		21,289.43	.....	48,651,765.69	.....	48,651,765.69
475 School Employees Dental Benefits Administration	346,730.70		383,333.00	837,081.00	(107,017.30)	.....	(107,017.30)
477 Lottery Investment	.....		.....	.....	.....	.....	.....
493 School Employees' Insurance	5,379,686.91		149,475,134.41	141,872,895.63	12,981,925.69	320,382.64	13,302,308.33
494 School Employees' Benefits Board Administration	1,381,101.24		1,739,517.00	1,607,130.28	1,513,487.96	.....	1,513,487.96

# RECEIPTS AND DISBURSEMENTS FOR TREASURER'S TRUST FUNDS

	July 1, 2021		July 2021			July 31, 2021	
	Beginning Book Balance		Plus Receipts	Less Disbursements	Ending Book Balance	Outstanding Warrants	Ending Cash Balance
<b>ENTERPRISE FUNDS (Continued)</b>							
543 Judicial Information Systems	\$ 80,288.62	\$	1,603,581.26	\$ 2,325,952.27	\$ (642,082.39)	\$ 117,092.12	\$ (524,990.27)
544 Pollution Liability Insurance Program Trust	34,088,199.49		3,285,699.75	3,380,936.83	33,992,962.41	2,942.50	33,995,904.91
545 Heating Oil Pollution Liability Trust	2,308,417.80		31,000.00	79,988.31	2,259,429.49	.....	2,259,429.49
567 Long-Term Services and Supports Trust	6,406,405.09		3,212.94	2,327,452.43	4,082,165.60	.....	4,082,165.60
721 Public Employees' and Retirees' Insurance	172,061,475.58		176,209,389.70	171,418,635.35	176,852,229.93	1,822,062.03	178,674,291.96
730 Public Employees' and Retirees' Insurance Reserve	175,412,830.44		76,792.15	.....	175,489,622.59	.....	175,489,622.59
788 Advanced College Tuition Payment Program	\$4,826,018.30		6,683,209.89	7,093,660.48	4,415,567.71	868,173.56	5,283,741.27
<b>TOTAL ENTERPRISE FUNDS</b>	<b>\$ 750,602,449.81</b>	<b>\$</b>	<b>418,048,840.02</b>	<b>\$ 444,776,074.21</b>	<b>\$ 723,875,215.62</b>	<b>\$ 4,588,188.28</b>	<b>\$ 728,463,403.90</b>
<b>INTERNAL SERVICE FUNDS</b>							
411 Natural Resources Equipment	\$ 12,002,734.56	\$	(1,344,843.35)	\$ (2,256,461.69)	\$ 12,914,352.90	\$ 70,418.50	\$ 12,984,771.40
421 Education Technology Revolving Fund	6,264,892.97		6,816.00	1,195,737.15	5,075,971.82	140,370.28	5,216,342.10
422 General Administration Services	40,175,650.30		19,700,538.70	14,169,037.20	45,707,151.80	336,630.74	46,043,782.54
436 OFM Labor Relations Service	1,260,323.01		643,531.30	420,759.37	1,483,094.94	.....	1,483,094.94
444 Fish & Wildlife Equipment	443,047.54		95,774.04	144,113.24	394,708.34	.....	394,708.34
453 Minority and Women's Business Enterprises	1,357,175.39		290,332.31	268,398.58	1,379,109.12	25.00	1,379,134.12
458 Consolidated Technology Services Revolving	29,780,819.47		10,544,687.61	14,092,103.92	26,233,403.16	367,164.76	26,600,567.92
461 Shared Information Technology System Revolving	.....		.....	.....	.....	.....	.....
466 Statewide Info Tech System Development Revolving	6,670,450.91		4,087,428.82	481,052.46	10,276,827.27	136.08	10,276,963.35
471 State Patrol Nonappropriated Airplane Revolving	117,917.98		99,914.00	15,946.62	201,885.36	371.06	202,256.42
472 Statewide Info Tech System Maintenance & Operations Revolving	11,845,075.35		1,912,937.98	2,348,042.72	11,409,970.61	45,543.76	11,455,514.37
546 Risk Management	1,602,406.94		583,992.70	16,560,074.44	(14,373,674.80)	34.00	(14,373,640.80)
547 Liability	(223,346,366.03)		8,307,910.00	31,785,894.01	(246,824,350.04)	6,757,679.54	(240,066,670.50)
739 Certificates of Participation and Other Financing - State	\$797,638.39		100,198,814.02	100,607,671.69	388,780.72	47,027.23	435,807.95
<b>TOTAL INTERNAL SERVICE FUNDS</b>	<b>\$ -111,028,233.22</b>	<b>\$</b>	<b>145,127,834.13</b>	<b>\$ 179,832,369.71</b>	<b>\$ -145,732,768.80</b>	<b>\$ 7,765,400.95</b>	<b>\$ (137,967,367.85)</b>
<b>PRIVATE PURPOSE FUNDS</b>							
196 Unclaimed Personal Property	\$ 721,234.92	\$	7,287,864.39	\$ 7,453,124.96	\$ 555,974.35	\$ 6,748,568.49	\$ 7,304,542.84
463 WA COLLEGE SAVINGS PROGRAM ACCOUNT	(424,687.57)		80,861.05	56,021.34	(399,847.86)	121.52	(399,726.34)
738 Department of Social and Health Services Trust	53,654.52		.....	.....	53,654.52	.....	53,654.52
799 WA Achieving a Better Life Experience Program	\$18,503.63		5,758.79	.....	24,262.42	.....	24,262.42
<b>TOTAL PRIVATE PURPOSE FUNDS</b>	<b>\$ 368,705.50</b>	<b>\$</b>	<b>7,374,484.23</b>	<b>\$ 7,509,146.30</b>	<b>\$ 234,043.43</b>	<b>\$ 6,748,690.01</b>	<b>\$ 6,982,733.44</b>
<b>PENSION TRUST FUNDS</b>							
838 LEOFF Retirement System Benefits Improvement	\$ 1.40	\$	.....	.....	\$ 1.40	.....	\$ 1.40
<b>TOTAL PENSION TRUST FUNDS</b>	<b>\$ 1.40</b>	<b>\$</b>	<b>.....</b>	<b>.....</b>	<b>\$ 1.40</b>	<b>.....</b>	<b>\$ 1.40</b>
<b>CUSTODIAL FUNDS</b>							
165 Salary Reduction	\$ 6,086,840.57	\$	3,530,727.88	\$ 3,383,053.59	\$ 6,234,514.86	.....	\$ 6,234,514.86
16C Real Estate/Property Tax Admin Assistance	78,935.00		77,030.00	78,935.00	77,030.00	.....	77,030.00



# RECEIPTS AND DISBURSEMENTS FOR TREASURER'S TRUST FUNDS

	July 1, 2021	July 2021			July 31, 2021		
	Beginning Book Balance	Plus Receipts	Less Disbursements	Ending Book Balance	Outstanding Warrants	Ending Cash Balance	
<b>CUSTODIAL FUNDS (Continued)</b>							
17A County Enhanced 911 Excise Tax	\$ 6,588,342.87	\$ 445.71	\$ (65,535.38)	\$ 6,654,323.96	\$ .....	\$ 6,654,323.96	
525 Washington State Combined Fund Drive	1,049,183.16	242,010.82	923,543.02	367,650.96	191,081.83	558,732.79	
660 Natural Resources Deposit	57,668,557.43	28,358,456.25	37,122,961.46	48,904,052.22	159,627.71	49,063,679.93	
734 Centennial Document Preservation and Modernization	5,024,369.94	413,677.86	5,024,369.94	413,677.86	.....	413,677.86	
737 High Occupancy Vehicle	.....	.....	.....	.....	.....	.....	
757 Maritime Historic Restoration and Preservation	32,596.53	2,958.54	32,377.99	3,177.08	.....	3,177.08	
797 Local Tourism Promotion	1,565,932.47	.....	(217,282.67)	1,783,215.14	.....	1,783,215.14	
802 School Employees Salary Reduction	(989,379.53)	1,839,118.23	1,799,442.15	(949,703.45)	.....	(949,703.45)	
847 Separately Managed State Agency Investment	.....	.....	.....	.....	.....	.....	
<b>TOTAL CUSTODIAL FUNDS</b>	<b>\$ 77,105,378.44</b>	<b>\$ 34,464,425.29</b>	<b>\$ 48,081,865.10</b>	<b>\$ 63,487,938.63</b>	<b>\$ 350,709.54</b>	<b>\$ 63,838,648.17</b>	
<b>TOTAL TREASURER'S TRUST FUNDS</b>	<b>\$ \$1,767,821,359.58</b>	<b>\$ 774,343,725.92</b>	<b>\$ 807,110,379.52</b>	<b>\$ 1,735,054,705.98</b>	<b>\$ 23,071,644.25</b>	<b>\$ 1,758,126,350.23</b>	

# INVESTMENT STATEMENT

## INVESTMENT STATEMENT

Fund / Account	July 1, 2021	Purchased	Maturities & Sales	Amortization	July 31, 2021
<b>Treasury &amp; Treasurer's Trust</b>					
Investments (trade date basis)	\$ 13,775,145,652.74	\$ 3,749,298,392.91	\$ 5,596,760,028.45	\$ (2,855,342.78)	\$ 11,924,828,674.42
Reverse Repurchase Agreements	.....	.....	.....	.....	.....
Purchased Accrued Interest	3,691,021.68	415,585.41	1,018,173.02	.....	3,088,434.07
<b>Total Treasury &amp; Treasurer's Trust</b>	<b>\$ 13,778,836,674.42</b>	<b>\$ 3,749,713,978.32</b>	<b>\$ 5,597,778,201.47</b>	<b>\$ (2,855,342.78)</b>	<b>\$ 11,927,917,108.49</b>
<b>Local Government Investment Pool</b>					
Investments (trade date basis)	\$ 24,539,957,825.44	\$ 22,398,417,826.44	\$ 25,195,636,090.65	\$ (97,291.47)	\$ 21,742,642,269.76
Reverse Repurchase Agreements	.....	.....	.....	.....	.....
Purchased Accrued Interest	1,547,860.98	.....	1,408,767.36	.....	139,093.62
<b>Total Local Government Investment Pool</b>	<b>\$ 24,541,505,686.42</b>	<b>\$ 22,398,417,826.44</b>	<b>\$ 25,197,044,858.01</b>	<b>\$ (97,291.47)</b>	<b>\$ 21,742,781,363.38</b>
<b>Separately Managed Accounts</b>					
Investments (trade date basis)	\$ 552,841,867.72	\$ 390,770,174.15	\$ 80,355,910.03	\$ (51,446.48)	\$ 863,204,685.36
Purchased Accrued Interest	106,898.41	128,528.59	97,304.69	.....	138,122.31
<b>Total Separately Managed Accounts</b>	<b>\$ 552,948,766.13</b>	<b>\$ 390,898,702.74</b>	<b>\$ 80,453,214.72</b>	<b>\$ (51,446.48)</b>	<b>\$ 863,342,807.67</b>
<b>Total All Accounts</b>	<b>\$ 38,873,291,126.97</b>	<b>\$ 26,539,030,507.50</b>	<b>\$ 30,875,276,274.20</b>	<b>\$ (3,004,080.73)</b>	<b>\$ 34,534,041,279.54</b>

# INVESTMENT INTEREST INCOME AND CAPITAL GAINS

## INVESTMENT INTEREST INCOME AND CAPITAL GAINS CURRENT MONTH AND FISCAL YEAR TO DATE COMPARISON

Fund / Account	July 2021	July 2020	Fiscal Year 2022	Fiscal Year 2021
<b>Treasury &amp; Treasurer's Trust</b>				
Cash	\$ 6,242,800.57	\$ 11,939,661.01	\$ 6,242,800.57	\$ 11,939,661.01
Custody Bank Fees	(9,221.68)	(5,262.94)	(9,221.68)	(5,262.94)
Other Bank Fees	(6,566.98)	(11,599.71)	(6,566.98)	(11,599.71)
Amortization	(2,855,342.78)	138,961.67	(2,855,342.78)	138,961.67
Accrued Interest	3,968,390.84	(3,356,985.68)	3,968,390.84	(3,356,985.68)
Gains and Losses	1,111,074.67	2,162,360.49	1,111,074.67	2,162,360.49
<b>Total Treasury &amp; Treasurer's Trust</b>	<b>\$ 8,451,134.64</b>	<b>\$ 10,867,134.84</b>	<b>\$ 8,451,134.64</b>	<b>\$ 10,867,134.84</b>
<b>Local Government Investment Pool</b>				
Cash	\$ 4,662,398.13	\$ 3,005,783.03	\$ 4,662,398.13	\$ 3,005,783.03
Amortization	(97,291.47)	4,044,926.97	(97,291.47)	4,044,926.97
Accrued Interest	(1,028,022.83)	(1,190,647.28)	(1,028,022.83)	(1,190,647.28)
Gains and Losses	8,603.12	58,450.19	8,603.12	58,450.19
<b>Total Local Government Investment Pool</b>	<b>\$ 3,545,686.95</b>	<b>\$ 5,918,512.91</b>	<b>\$ 3,545,686.95</b>	<b>\$ 5,918,512.91</b>
<b>Separately Managed Accounts</b>				
Cash	\$ 444,296.30	\$ 782,090.99	\$ 444,296.30	\$ 782,090.99
Amortization	(51,446.48)	27,293.76	(51,446.48)	27,293.76
Accrued Interest	85,575.21	(214,836.64)	85,575.21	(214,836.64)
Gains and Losses	43,468.02	56,419.80	43,468.02	56,419.80
<b>Total Separately Managed Accounts</b>	<b>\$ 521,893.05</b>	<b>\$ 650,967.91</b>	<b>\$ 521,893.05</b>	<b>\$ 650,967.91</b>
<b>Total All Accounts</b>	<b>\$ 12,518,714.64</b>	<b>\$ 17,436,615.66</b>	<b>\$ 12,518,714.64</b>	<b>\$ 17,436,615.66</b>

MIKE PELLICCIOTTI  
STATE TREASURER  
PO BOX 40200  
OLYMPIA WA 98504-0200

---

