



Washington State Treasurer's Monthly Report

July 2020



DUANE A. DAVIDSON
State Treasurer

In accordance with the Americans with Disabilities Act, this publication will be made available in alternate formats upon request to the Office of the State Treasurer, Legislative Building, 2nd Floor, Olympia, Washington 98504-0200, telephone (360) 902-9000, fax (360) 902-9037 or TTY Users Call: 7-1-1. Web Site: <http://tre.wa.gov>.

Cover photo taken by Treasurer's Office staff.

TABLE OF CONTENTS

	<i>Page</i>
State Treasurer’s Letter	1
Investment Income Distributions.....	2
General Fund	5
Treasury, Treasurer’s Trust and Local Governments Investment Pool Flow Chart.....	6
Treasury, Treasurer’s Trust, Treasury and Treasurer’s Trust Charts.....	7
General Fund and Local Governments Investment Pool Charts	8
Receipts and Disbursements for Treasury Funds	9
Receipts and Disbursements for Treasurer’s Trust Funds	20
Investment Statement	29
Investment Interest Income and Capital Gains	30



DUANE A. DAVIDSON,
State Treasurer

**State of Washington
Office of the Treasurer**

Legislative Building
P.O. Box 40200
Olympia, Washington 98504-0200

(360) 902-9000 • TTY 7-1-1
Home Page <http://tre.wa.gov>



Fellow Washingtonians,

I am pleased to report on the operations of the Office of the State Treasurer for the month of July 2020. At the close of the month, the Treasury & Treasurer's Trust book balance was \$9.7 billion with investment earnings distributed for the month of \$9.2 million.

In the month of July each year, my office reports on the previous fiscal year. During fiscal year 2020, the temporary surplus balances of the 331 treasury funds and 259 trust funds are invested on a daily basis by the State Treasurer and credited to the Treasury Income Account. The State Treasurer distributes the balance of the Treasury Income Account to participating accounts. The amount distributed to each account is based on specific statutory provisions and the ratio of its average daily cash balance to the respective total average daily cash balances of the treasury and treasurer's trust funds.

Total income for fiscal year 2020 of \$130,041,913.97 was distributed to participating treasury funds and \$19,946,789.07 was distributed to participating treasurer's trust funds.

Sincerely,

DocuSigned by:

1E9BA0FBC299465...

Duane A. Davidson
Washington State Treasurer

INVESTMENT INCOME DISTRIBUTIONS

Investment Income – Treasury Funds and Accounts

Fund / Account	Amount Distributed
001 General (See Summary of Distributions on page 3).....	\$ 8,905,699.28
01T Local Leasehold Excise Tax	58,700.74
025 Pilotage	(1,740.84)
027 Reclamation	67,757.21
02M Essential Rail Assistance.....	10,620.60
03L County Criminal Justice Assistance	102,190.10
03M Municipal Criminal Justice Assistance.....	35,450.36
031 State Investment Board Expense	89,818.25
036 Capitol Building Construction.....	92,430.25
039 Aeronautics	21,022.25
04B Natural Resources Real Property Replacement	133,408.24
04L Public Health Services12
04R Drinking Water Assistance.....	639,574.74
041 Resource Management Cost.....	491,285.65
042 Charitable, Educational, Penal, and Reformatory Institutions...	96,008.52
05R Drinking Water Assistance Administrative	72,056.96
056 State Higher Education Construction	40.62
06G Real Estate Appraiser Commission.....	9,906.57
061 Eastern Washington University Capital Projects.....	73,296.81
062 Washington State University Building	35,956.13
063 Central Washington University Capital Projects	92,707.93
064 University of Washington Building.....	158,136.26
065 Western Washington University Capital Projects	116,803.44
066 The Evergreen State College Capital Projects.....	41,695.73
08A Education Legacy Trust	22,647,594.61
08M Small City Pavement and Sidewalk	12,127.99
080 Grade Crossing Protective.....	3,319.27
081 State Patrol Highway.....	128,796.99
082 Motorcycle Safety Education	40,776.92
087 Park Land Trust Revolving	49,554.55
09E Freight Mobility Investment.....	199,072.63
09H Transportation Partnership	1,608,986.13
094 Transportation Infrastructure.....	140,715.46
096 Highway Infrastructure	30,588.07
097 Recreational Vehicle	41,907.87
099 Puget Sound Capital Construction.....	(134,078.63)
10P Columbia River Basin Water Supply	60,601.11
10R Energy Freedom.....	11,536.42
102 Rural Arterial Trust.....	317,999.51
104 State Wildlife	139,481.45
106 Highway Safety.....	714,288.98
108 Motor Vehicle	6,569,984.53

Fund / Account	Amount Distributed
109 Puget Sound Ferry Operations	31,075.28
11B Regional Mobility Grant Program	882,651.68
11E Freight Mobility Multimodal	200,787.39
110 Special Wildlife	122,082.01
113 Common School Construction	1,419,263.72
12T Traumatic Brain Injury	13,460.10
125 Site Closure.....	550,985.98
14B Budget Stabilization.....	26,745,302.15
144 Transportation Improvement.....	85,411.63
15H Cleanup Settlement	810,586.98
150 Low-Income Weatherization Assistance.....	29,500.26
153 Rural Mobility Grant Program.....	73,332.98
16J SR 520 Corridor.....	1,663,736.15
16P Marine Resources Stewardship Trust.....	2,967.84
16W Hospital Safety Net Assessment.....	1,428,329.06
17P SR520 Civil Penalties	199,683.09
186 County Arterial Preservation	14,123.77
18B Columbia River Basin Tax Bond Water Supply Development ..	20,583.16
18J Capital Vessel Replacement	345,108.75
20H Connecting Washington.....	6,951,249.10
20J Electric Vehicle Charging Infrastructure	68,886.28
20M Puget Sound Taxpayer Accountability.....	25,779.17
20N Transportation Future Funding Program.....	46,130.13
20T PLIA Underground Storage Tank Revolving.....	386,673.20
201 Department of Licensing Services	52,610.76
204 Volunteer Fire Fighters' & Reserve Officers' Administrative ...	37,316.44
215 Special Category C	37,604.17
218 Multimodal Transportation	3,341,168.18
22C Early Learning Facilities Revolving	(8,265.66)
22D Early Learning Facilities Development.....	(1,093.40)
22J Abandoned Recreational Vehicle Disposal.....	10,808.59
22T Statewide Tourism Marketing.....	56,902.08
23G Vulnerable Roadway User Education	5.04
23J Statewide Broadband	165,685.11
253 Education Construction.....	7,198.80
296 Columbia River Basin Water Supply Rev Recovery.....	97,897.63
303 Highway Bond Retirement	1,251,548.72
304 Ferry Bond Retirement	129,893.41
305 Transportation Improvement Board Bond Retirement	61,569.65
319 Public Health Supplemental.....	52,707.11
347 Washington State University Bond Retirement	247,418.50

(Investment Income continued on page 3)

INVESTMENT INCOME DISTRIBUTIONS

Investment Income – Treasury Funds and Accounts (Continued)

Fund / Account	Amount Distributed
348 University of Washington Bond Retirement	252,878.45
389 Toll Facility Bond Retirement.....	386,354.74
404 State Treasurer’s Service.....	22,461,484.44
410 Transportation Equipment.....	268,043.95
489 Pension Funding Stabilization.....	6,797,322.01
500 Perpetual Surveillance and Maintenance.....	797,211.82
507 Oyster Reserve Land.....	9,764.47
511 Tacoma Narrows Toll Bridge.....	401,015.20
535 Alaskan Way Viaduct Replacement Project.....	(373,325.75)
548 LEOFF System Plan 2 Expense	2,822.03
549 Election	152,979.94
550 Transportation 2003	(305,452.50)
562 Skilled Nursing Facility Safety Net Trust	78,899.19
564 Water Pollution Control Revolving Administration.....	78,636.23
566 Community Forest Trust	2,388.39
571 Multiuse Roadway Safety	7,866.42
595 I-405 Express Toll Lanes Operations.....	1,129,930.19
600 Department of Retirement Systems Expense	251,321.75
603 Millersylvania Park Trust.....	94.64
609 Medical Aid	136,138.53
614 Volunteer Firefighters’ Relief and Pension Principal.....	282,144.56
615 State Patrol – Plan 1	6,507.86
616 Judges’ Retirement	18,261.23
630 State Patrol - Plan 2	7,177.59
631 Public Employees’ Retirement System Plan 1	65,225.96
632 Teachers’ Retirement System Plan 1.....	51,903.50
633 School Employees’ Retirement System Combined Plan 2 & 3	67,095.10
635 Public Safety Employees’ Retirement System Plan 2	7,024.69
641 Public Employees’ Retirement System Combined Plan 2 & 3	167,225.36
642 Teachers’ Retirement System Combined Plan 2 and 3.....	152,814.31
689 Rural Washington Loan	62,875.29
722 Deferred Compensation Principal	39,393.94
727 Water Pollution Control Revolving.....	3,295,197.92
729 Judicial Retirement Principal	298.31
785 State Educational Trust Fund	115,456.17
818 Youth Athletic Facility	3,154.16
819 LEOFFS Plan 1 Retirement.....	10,125.52
825 Tobacco Settlement.....	22,870.94
828 Tobacco Prevention and Control.....	20,934.22
829 LEOFFS Plan 2 Retirement.....	33,230.93
851 Development Disabilities Community Trust.....	60,528.68
865 State Investment Board Commingled Trust	1.83
881 Supplemental Pension	55,646.92
882 Washington Judicial Retirement System.....	155,350.39
887 Public Facilities Construction Loan Revolving.....	1,193,535.54
888 Deferred Compensation Administrative.....	20,914.78

893 Radiation Perpetual Maintenance	5,899.36
Total Treasury Investment Income, Fiscal Year 2020	<u>\$ 130,041,913.97</u>

Summary of Distributions Investment Income to General Fund

The Treasurer distributes the amount credited to the Treasury Income Account at the end of each month. The General Fund is credited with its share of the total income

earned from the General Fund balance in addition to all or a portion of the investment income from certain other Treasury accounts.

Following is a summary of the transactions relating to investment income and the General Fund during Fiscal Year 2020.

Treasury Investment Income Received on the General Fund Balance	\$ (13,839,766.45)
Treasury Investment Income from Certain Accounts	22,745,465.74
Total Treasury Investment Income to the General Fund.....	<u>\$ 8,905,699.28</u>

Investment Income – Treasurer’s Trust Funds and Accounts

Fund / Account	Amount Distributed
001 General	\$ 4,311,348.65
03K Industrial Insurance Premium Refund.....	79,845.42
07E Contract Harvesting Revolving.....	145,466.43
07N Produce Railcar Pool82
07T Commemorative Works	57.02
08B Foster Care Endowed Scholarship Trust.....	269.55
08E Individual Development Account Program.....	33.76
09K Life Sciences Discovery	1,505.15
126 Agricultural Local.....	264,499.32
128 Grain Inspection Revolving	36,570.17
12N Get Ready For Math & Science Scholarship.....	2,434.50
131 Fair.....	30,642.80
133 Children’s Trust.....	7,725.14
14E Washington State Heritage Center	48,793.20
14W Reduced Cigarette Ignition Propensity	10,578.34
16L Accessible Communities	8,665.74
16R Multiagency Permitting Team	1,609.28
169 Horse Racing Commission Operating.....	12,157.35
17A County Enhanced 911 Excise Tax.....	114,601.79
18K 24/7 Sobriety.....	218.61
19B School for the Blind.....	44,671.84
19H Center for Childhood Deafness and Hearing Loss	13,041.70
195 Energy	3.58

(Investment Income continued on page 4)

INVESTMENT INCOME DISTRIBUTIONS

(Investment Income continued)

Investment Income – Treasurer’s Trust Funds and Accounts

Fund / Account	Amount Distributed
205 Mobile Home Park Relocation.....	36,402.20
21C Washington Sexual Assault Kit.....	17,838.48
21J Gina Grant Bull Memorial Legislative Page Scholarship.....	863.27
21L Low-Income Home Rehab Revolving Loan Program.....	191.06
21N NE Washington Wolf-Livestock Management.....	7,403.97
21Q Forest Health Revolving.....	257,286.11
22F Family and Medical Leave Insurance.....	5,596,330.20
22P Natural Resources Federal Lands Revolving.....	14,092.88
23C Department of Licensing Tuition Recovery.....	839.21
23E Washington History Day.....	1,022.48
23M County Road Administration Board Emergency Loan.....	11,018.20
24E Washington State Library-Archives Building.....	21,591.56
283 Juvenile Accountability Incentive.....	4,311.81
463 Washington College Savings Program.....	(9,004.21)
473 SEBB Insurance Reserve.....	74,176.68
485 Horse Racing Commission Washington Bred Owners’ Bonus....	4,205.76
493 School Employees’ Reserve.....	302,708.22
495 Toll Collection.....	342,282.18
496 Future Teachers Conditional Scholarship.....	73,613.99
497 Horse Racing Commission Class C Purse Fund.....	1,113.47
503 Tuition Recovery.....	67,942.14
516 Fruit and Vegetable Inspection.....	171,606.73
525 Washington State Combined Fund Drive.....	18,051.01
561 Community Technical College Innovation.....	55,607.13
567 Long-Term Services and Supports Trust.....	14,246.69
646 Higher Education Retirement Plan Supplemental Benefit.....	1,122.60
660 Natural Resources Deposit.....	410,221.56
687 Rural Rehabilitation.....	1,963.31
688 Federal Local Rail Service Assistance.....	1,233.88
721 Public Employees’ and Retirees’ Insurance.....	2,622,542.36
730 Public Employees’ and Retirees’ Insurance Reserve.....	2,965,602.15
731 Child Care Facility Revolving.....	25,763.64
784 Miscellaneous Transportation Programs.....	(67,995.53)
788 Advanced College Tuition Payment Program.....	141,326.78
789 Advanced Environment Mitigation Revolving.....	89,020.25
797 Local Tourism Promotion.....	20,110.23
799 Washington Achieving a Better Life Experience Program.....	41.57
816 Stadium and Exhibition Center.....	1,035,604.58
833 Developmental Disabilities Endowment Trust.....	44,277.01
838 LEOFF Retirement System Benefits Improvement.....	.65
842 American Indian Scholarship Endowment.....	5,088.96
852 Foster Care Scholarship Endowment.....	63.54
878 Federal Forest Revolving.....	4,665.92
880 Advance Right-of-Way Revolving.....	425,654.23
Total Treasurer’s Trust Investment Income,	
Fiscal Year 2020.....	<u>\$ 19,946,789.07</u>

GENERAL FUND

GENERAL FUND CURRENT MONTH AND FISCAL YEAR TO DATE COMPARISON

(In Millions)

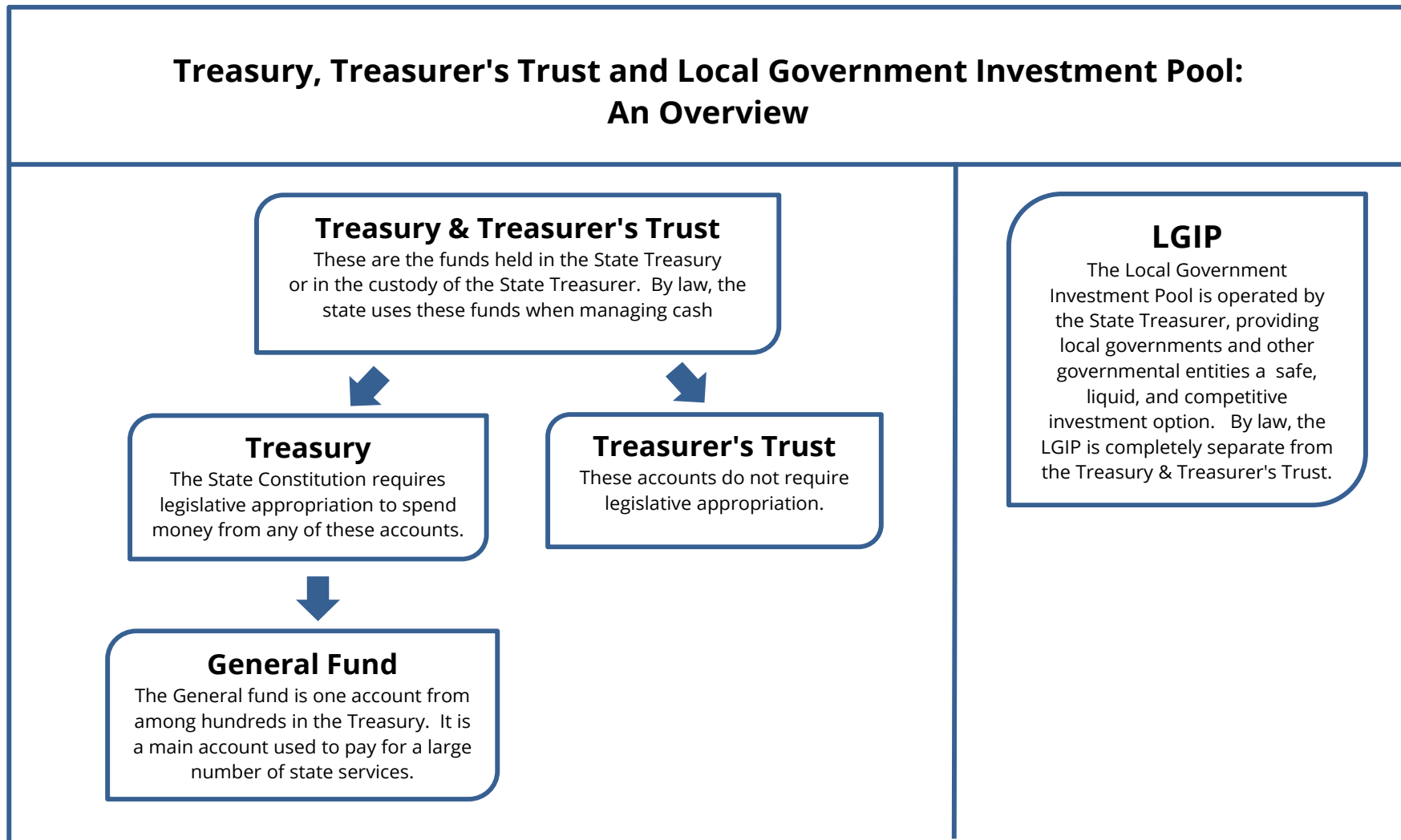
	Month of July		Fiscal Year to Date	
	2020	2019	2021	2020
Beginning Book Balance	\$ 2,427.397	\$ 1,010.867	\$ 2,427.397	\$ 1,010.867
Cash Revenue	2,985.939	2,061.622	2,985.939	2,061.622
Other Cash Receipts	796.133	929.428	796.133	929.428
Total Cash Receipts	<u>3,782.072</u>	<u>2,991.050</u>	<u>3,782.072</u>	<u>2,991.050</u>
Total Cash Disbursements	5,132.629	4,156.927	5,132.629	4,156.927
Ending Book Balance	<u>\$ 1,076.840</u>	<u>\$ (155.010)</u>	<u>\$ 1,076.840</u>	<u>\$ (155.010)</u>
Cash Revenue				
Bond Retirement & Interest	\$ (0.173)	\$ (0.172)	\$ (0.173)	\$ (0.172)
Secretary of State	2.864	3.137	2.864	3.137
Department of Revenue:				
Retail Sales Tax	995.290	939.681	995.290	939.681
Business & Occupation Tax	389.859	291.159	389.859	291.159
Compensating Tax	67.860	51.415	67.860	51.415
Cigarette Tax	27.585	19.381	27.585	19.381
Public Utility Tax	32.180	29.801	32.180	29.801
Various Other Revenue	61.529	(30.571)	61.529	(30.571)
Insurance Commission	6.937	6.105	6.937	6.105
Liquor and Cannabis Board	2.439	0.039	2.439	0.039
Department of Licensing:				
Excise Tax - Other	0.017	0.019	0.017	0.019
Various Other Revenue	4.099	3.898	4.099	3.898
Department of Social & Health Services	(0.932)	5.978	(0.932)	5.978
Universities & Colleges	0.000	0.000	0.000	0.000
Treasurer's Transfers	(25.818)	(30.470)	(25.818)	(30.470)
Counties:				
Property Tax	183.619	17.646	183.619	17.646
Real Estate Excise Tax	121.087	128.830	121.087	128.830
Various Other Revenue	3.224	3.569	3.224	3.569
Federal Grants-In-Aid (All Agencies)	956.359	504.139	956.359	504.139
Revenues Distributed to Local Governments	(32.299)	(32.617)	(32.299)	(32.617)
Other Agencies' Cash Revenue	190.213	162.611	190.213	162.611
Total Cash Revenue	<u>\$ 2,985.939</u>	<u>\$ 2,061.622</u>	<u>\$ 2,985.939</u>	<u>\$ 2,061.622</u>

Source: Agency Financial Reporting System (AFRS).

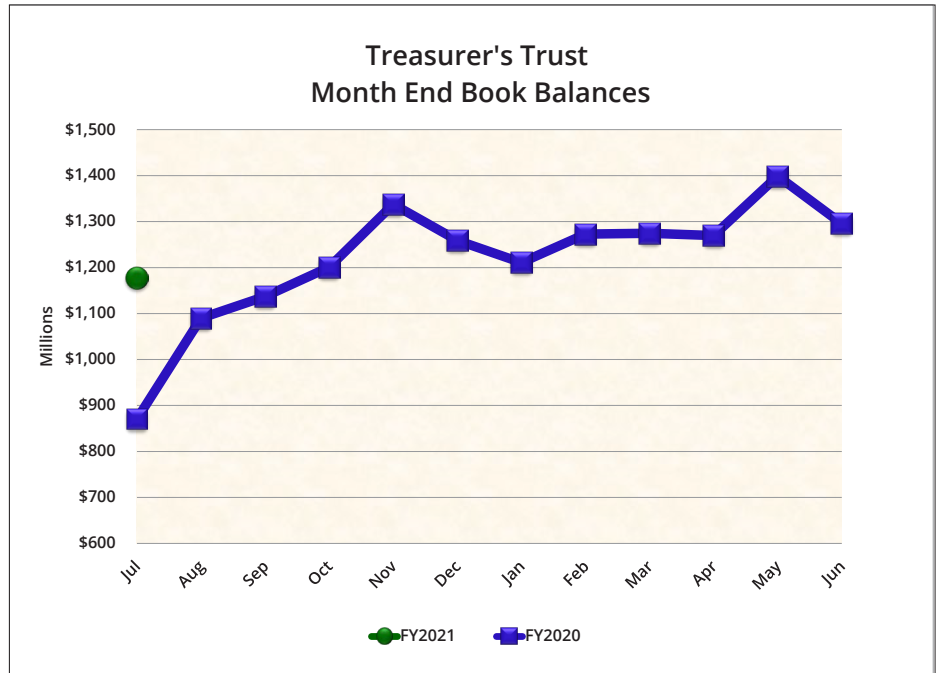
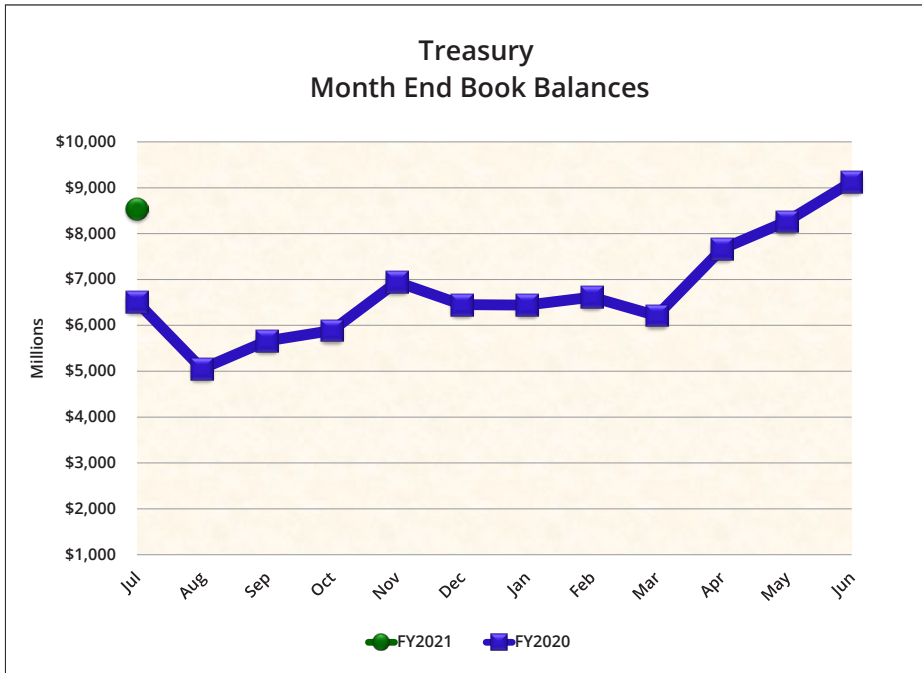
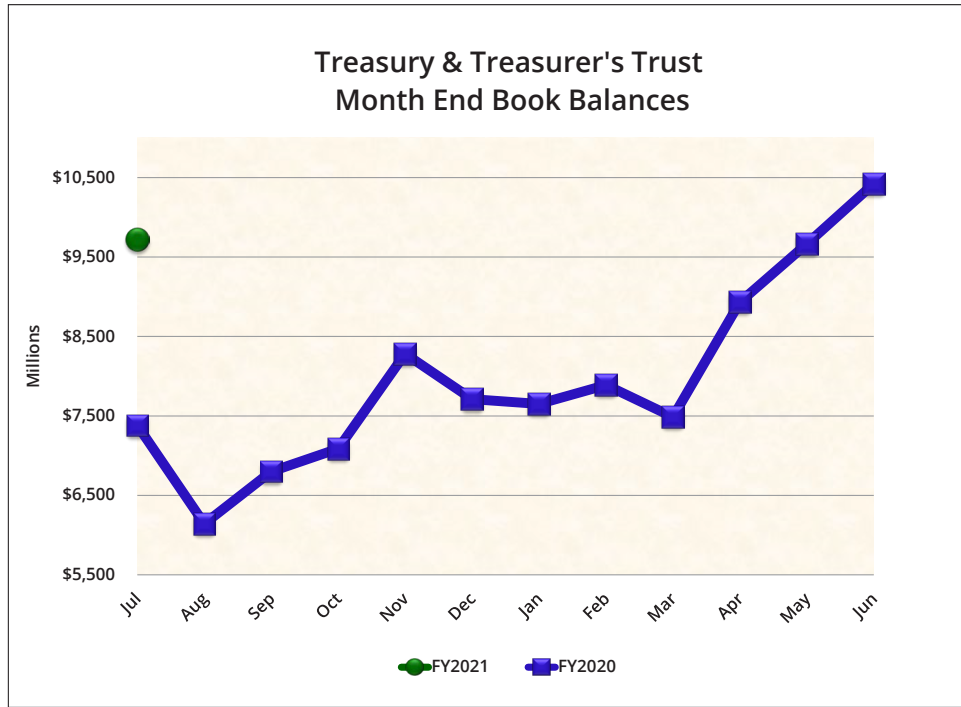
TREASURY, TREASURER'S TRUST AND LGIP FLOW CHART

The State Treasurer is charged with the cash management of public funds, which includes two categories of state funds and accounts: (1) funds and accounts located in the state treasury, which are subject to legislative appropriation; and (2) Treasurer's trust funds, which are accounts placed in the custody of the State Treasurer, and not typically subject to legislative appropriation. Funds within these accounts are comingled for investment and cash management purposes.

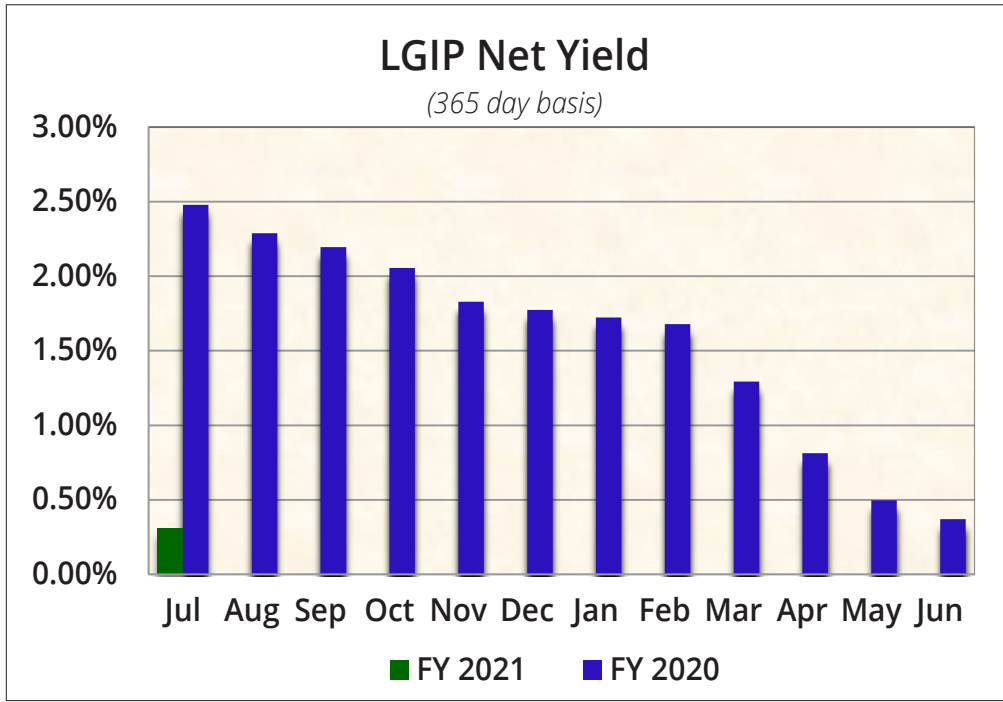
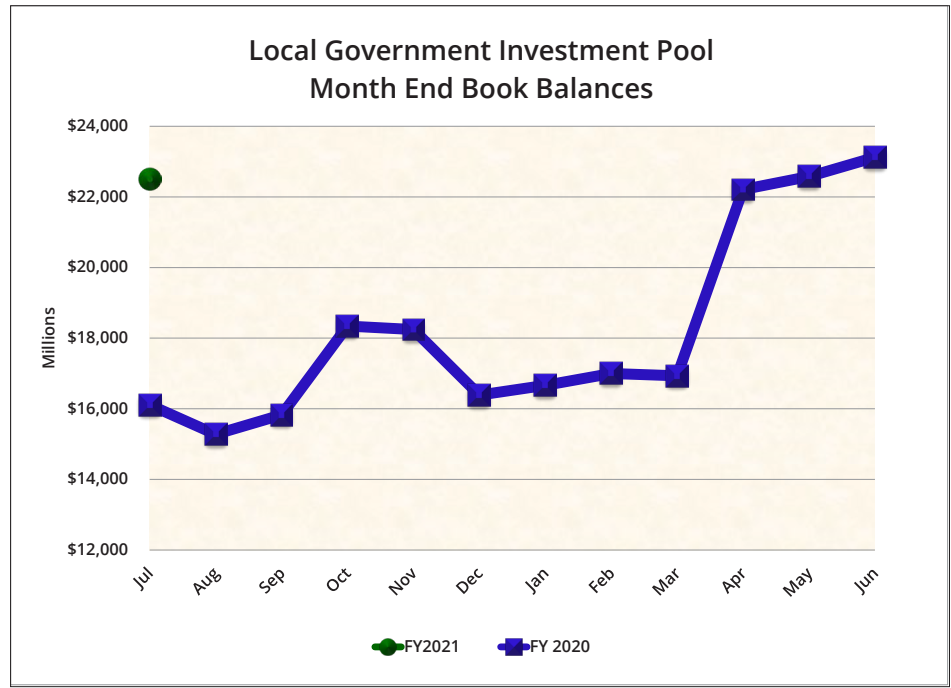
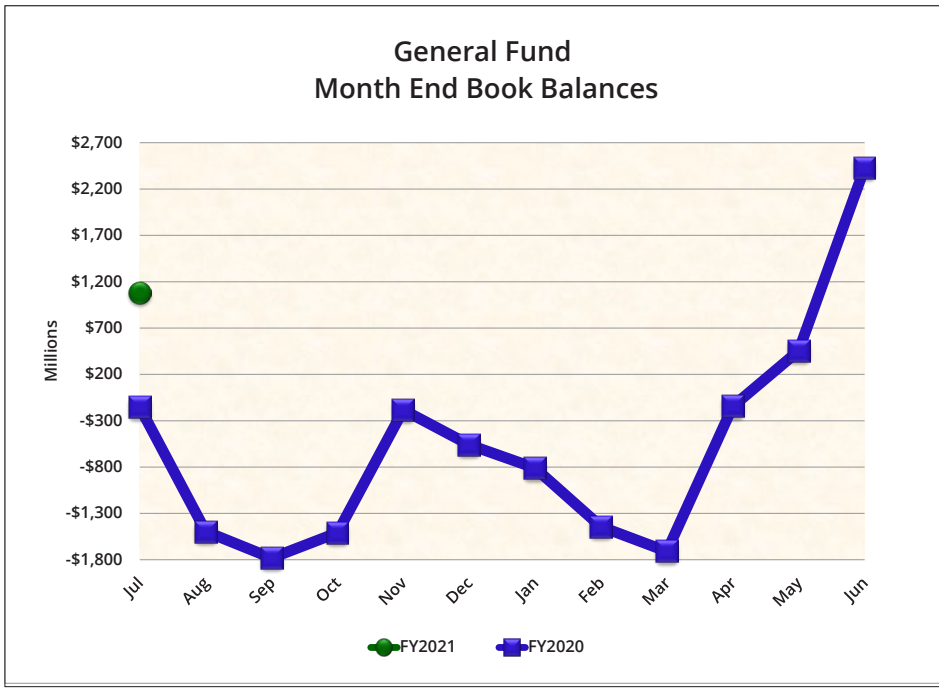
This flow chart describes the structure of the Treasury and Treasurer's Trust Accounts. Month end balances of these accounts are shown on pages 7 and 8.



TREASURY & TREASURER'S TRUST AND TREASURY AND TREASURER'S TRUST CHART



GENERAL FUND AND LOCAL GOVERNMENT INVESTMENT POOL CHARTS



RECEIPTS AND DISBURSEMENTS FOR TREASURY FUNDS

	July 1, 2020		July 2020		July 31, 2020	
	Beginning Book Balance	Plus Receipts	Less Disbursements	Ending Book Balance	Outstanding Warrants	Ending Cash Balance
GENERAL FUND						
001 General	\$ 2,427,396,639.74	\$ 3,782,072,045.35	\$ 5,132,629,185.63	\$ 1,076,839,499.46	\$ 53,802,241.75	\$ 1,130,641,741.21
018 Millersylvania Park Current	5,210.50	5,210.50	5,210.50
01E Geothermal	58,950.89	58,950.89	58,950.89
01N Institutional Impact	19,144.72	19,144.72	19,144.72
02P Flood Control Assistance	1,570,313.64	2,000,000.00	143,390.40	3,426,923.24	3,426,923.24
031 State Investment Board Expense	6,136,623.65	2,039,845.79	2,250,556.31	5,925,913.13	523.53	5,926,436.66
032 State Emergency Water Projects Revolving	221,616.92	221,616.92	221,616.92
03A Excess Earnings
03L County Criminal Justice Assistance	2,136,508.07	13,885,532.56	13,300,975.72	2,721,064.91	697.67	2,721,762.58
03M Municipal Criminal Justice Assistance	489,497.27	5,548,900.23	5,527,719.09	510,678.41	310.04	510,988.45
04L Public Health Services	6.58	0.01	6.59	6.59
051 State and Local Improvements Revolving	26,744.33	26,744.33	26,744.33
055 State & Local Improve Revolving (Waste Disp Facilities, 1980)	2,639.01	2,639.01	2,639.01
05C Criminal Justice Treatment	1,202,545.49	2,674,996.25	503,116.34	3,374,425.40	3,374,425.40
05M Tourism Development and Promotion
070 Outdoor Recreation	(62,619.71)	1,206,475.21	2,249,774.61	(1,105,919.11)	(1,105,919.11)
072 State & Local Improve Revolving (Water Supply Facilities)	897,399.59	2,369.30	899,768.89	899,768.89
09C Farm and Forest	1,506,360.31	247,733.19	1,258,627.12	1,258,627.12
09G Riparian Protection
09R Economic Development Strategic Reserve	4,214,881.20	83,295.72	4,131,585.48	4,131,585.48
10K Veterans Innovation Program	54,471.54	54,471.54	54,471.54
10P Columbia River Basin Water Supply Development	3,209,593.48	4,001,850.12	880,959.39	6,330,484.21	6,330,484.21
10T Hood Canal Aquatic Rehabilitation Bond
11F Reinvesting in Youth	5.98	5.98	5.98
11N Heritage Barn Preservation
11W Water Quality Capital	34,227.10	34,227.10	34,227.10
125 Site Closure	33,304,666.17	1,191,392.49	89,651.33	34,406,407.33	424.00	34,406,831.33
12J Boating Activities
12K Puget Sound Scientific Research
12R Independent Youth Housing
12W Veterans Conservation Corps
14B Budget Stabilization	1,694,804,134.59	1,661,488.95	1,696,465,623.54	1,696,465,623.54
14C Puget Sound Recovery
14H Community Preservation & Development Authority	1,508,750.00	1,508,750.00	1,508,750.00
14L Streamlined Sales & Use Tax Mitigation	3,185,323.04	3,185,323.04	3,185,323.04
15C WA Community Tech Opportunity
15J Building Communities
15K Columbia River Water Delivery	16,173.66	7,110,000.00	7,110,000.00	16,173.66	16,173.66
15R Evergreen Job Training

RECEIPTS AND DISBURSEMENTS FOR TREASURY FUNDS

	July 1, 2020		July 2020		July 31, 2020		
	Beginning Book Balance		Plus Receipts	Less Disbursements	Ending Book Balance	Outstanding Warrants	Ending Cash Balance
GENERAL FUND (Continued)							
16V Water Rights Processing	\$ 79,087.33	\$	1,000.00	\$	\$ 80,087.33	\$	\$ 80,087.33
177 Judicial Retirement Administrative
17C Opportunity Express Account	62,171.42		62,171.42	62,171.42
17E State Efficiency and Restructuring
17F Washington Opportunity Pathways	57,612,118.53		13,919.75	7,316,403.98	50,309,634.30	50,309,634.30
17K Basic Health Plan Stabilization
18H Opportunity Expansion	326.64		326.64	326.64
19K Yakima Integrated Plan Implementation
19L Charter Schools Oversight	466,549.81		132,258.42	99,732.60	499,075.63	20.70	499,096.33
19N Diesel Idle Reduction
20C Yakima Integrated Plan Implementation Taxable Bond
20F Invest in Washington
21B Chehalis Basin
21D Dairy Nutrient Infrastructure
21P Sexual Assault Prevention and Response
21R DCYF Contracted Services Performance Improvement
22C Early Learning Facilities Revolving		109,351.60	183,828.32	(74,476.72)	(74,476.72)
22D Early Learning Facilities Development
22T Statewide Tourism Marketing	3,581,949.14		1,608,789.45	323,580.75	4,867,157.84	4,867,157.84
23H Defense Community Compatibility
23J Statewide Broadband	10,481,373.36		10,849,810.67	35,879.92	21,295,304.11	21,295,304.11
244 Habitat Conservation		6,262,720.53	6,262,720.53
24H Career Connected Learning
24M Climate Resiliency
24Q Manufacturing/Warehousing Job Center
24U Sustainable Farms and Fields
253 Education Construction	22,134.11		24.95	22,159.06	22,159.06
291 Education Savings
355 State Taxable Building Construction	53,750,178.21		36,321,467.02	6,374,332.44	83,697,312.79	7,200.00	83,704,512.79
359 School Constr & Skill Ctrs Bldg	1,162,962.83		89,766.07	1,073,196.76	1,073,196.76
488 Special Personnel Litigation Revolving
489 Pension Funding Stabilization	275,007,368.28		(4,039,828.10)	8,493,712.40	262,473,827.78	262,473,827.78
548 LEOFF System Plan 2 Expense	136,595.94		110,220.90	98,096.97	148,719.87	67.28	148,787.15
563 Columbia River Crossing Project
702 Dedicated McCleary Penalty
828 Tobacco Prevention and Control	1,173,855.68		1,338.88	10,541.00	1,164,653.56	1,164,653.56
830 Agricultural College Trust Management	\$565,045.45		(66,487.01)	(54,106.63)	552,665.07	1,468.28	554,133.35
TOTAL GENERAL FUND	\$ 4,586,041,524.49		\$ 3,874,699,483.32	\$ 5,194,250,846.08	\$ 3,266,490,161.73	\$ 53,812,953.25	\$ 3,320,303,114.98

RECEIPTS AND DISBURSEMENTS FOR TREASURY FUNDS

	July 1, 2020		July 2020		July 31, 2020		
	Beginning Book Balance		Plus Receipts	Less Disbursements	Ending Book Balance	Outstanding Warrants	Ending Cash Balance
SPECIAL REVENUE FUNDS							
002 Hospital Data Collection	\$ 102,290.43	\$	15,462.11	\$	117,752.54	\$	117,752.54
003 Architects' License	938,554.20		62,531.20	176,354.34	824,731.06	4,190.25	828,921.31
007 Winter Recreational Program	1,661,467.30		21,000.00	63,604.02	1,618,863.28	669.62	1,619,532.90
014 Forest Development	14,228,776.89		(996,566.48)	(1,944,363.54)	15,176,573.95	31,587.19	15,208,161.14
01B ORV & Non-Highway Vehicle Account	1,588,775.65		(169,203.97)	197,792.83	1,221,778.85	5,952.29	1,227,731.14
01M Snowmobile	2,902,176.56		7,411.83	68,876.24	2,840,712.15	185.63	2,840,897.78
024 Professional Engineers'	1,845,325.42		176,634.87	80,828.04	1,941,132.25	651.00	1,941,783.25
025 Pilotage	584,182.24		63,136.07	93,928.38	553,389.93		553,389.93
026 Real Estate Commission	2,039,802.38		393,890.43	1,256,701.29	1,176,991.52	36,505.04	1,213,496.56
027 Reclamation	3,889,156.73		127,128.34	512,051.11	3,504,233.96	293,389.00	3,797,622.96
02A Surveys and Maps	946,378.47		20,908.12	8,258.08	959,028.51		959,028.51
02G Health Professions	20,217,599.81		5,570,414.09	3,791,791.52	21,996,222.38	25,704.37	22,021,926.75
02H Business Enterprises Revolving	958,000.06		29,683.02	47,979.80	939,703.28	132.83	939,836.11
02J Certified Public Accountants'	2,955,720.42		69,035.00	215,726.37	2,809,029.05	2,289.50	2,811,318.55
02K Death Investigations	838,676.07		209,104.18	444,748.07	603,032.18	4,877.35	607,909.53
02M Essential Rail Assistance	697,142.40		13,732.64	695.52	710,179.52		710,179.52
02N Parkland Acquisition	13,679.86				13,679.86		13,679.86
02R Aquatic Lands Enhancement	10,790,275.27		(1,222,000.83)	204,254.63	9,364,019.81	31,901.85	9,395,921.66
02W Timber Tax Distribution	374,256.53		5,297,098.98	46,391.99	5,624,963.52	10,945.28	5,635,908.80
030 Landowner Contingency Forest Fire Suppression	(85,646.45)		13,689.72	22,109.10	(94,065.83)		(94,065.83)
039 Aeronautics	1,126,993.42		203,444.02	295,752.77	1,034,684.67	2,586.96	1,037,271.63
03B Asbestos	1,006,338.82		34,302.10	21,065.53	1,019,575.39	149.00	1,019,724.39
03C Emergency Medical Services and Trauma Care System Trust	10,402,035.31		1,071,112.58	209,499.52	11,263,648.37	86,875.96	11,350,524.33
03F Enhanced 911	5,592,325.53		2,360,596.34	1,908,002.89	6,044,918.98	70,876.08	6,115,795.06
03N Business License	4,522,458.80		3,271,678.21	2,961,143.00	4,832,994.01	78,838.27	4,911,832.28
03P Fire Service Trust	561,616.04			1,196.07	560,419.97	35.00	560,454.97
03R Safe Drinking Water	3,784,078.22		39,835.36	117,448.95	3,706,464.63		3,706,464.63
041 Resource Management Cost	21,089,623.90		11,762,852.29	13,111,272.50	19,741,203.69	42,579.35	19,783,783.04
042 Charitable, Educational, Penal, and Reformatory Institutions	5,539,174.97		6,633.52	(171,812.39)	5,717,620.88		5,717,620.88
044 Waste Reduction, Recycling, and Litter Control	6,540,747.04		1,182,383.83	802,878.77	6,920,252.10	98.56	6,920,350.66
045 State Vehicle Parking	1,061,311.99		(377,130.34)	175,551.13	508,630.52	82.05	508,712.57
048 Marine Fuel Tax Refund	294,597.58				294,597.58		294,597.58
04E Uniform Commercial Code	2,318,160.52		157,489.77	206,050.53	2,269,599.76	6,291.66	2,275,891.42
04H Surface Mining Reclamation	1,647,295.44		(67,597.51)	(105,004.51)	1,684,702.44		1,684,702.44
04M Recreational Fisheries Enhancement	902,748.46		441,021.40	281,604.14	1,062,165.72	25,017.32	1,087,183.04
04R Drinking Water Assistance	46,820,917.40		5,733,877.32	1,035,316.64	51,519,478.08	9,614.98	51,529,093.06
04V Vehicle License Fraud	242,588.57		12,855.49		255,444.06		255,444.06
04W Waterworks Operator Certification	1,003,706.66		30,146.50	17,136.17	1,016,716.99		1,016,716.99
058 Public Works Assistance	47,406,090.44		(2,393,190.68)	6,837,502.85	38,175,396.91	118,423.31	38,293,820.22

RECEIPTS AND DISBURSEMENTS FOR TREASURY FUNDS

	July 1, 2020		July 2020		July 31, 2020		
	Beginning Book Balance		Plus Receipts	Less Disbursements	Ending Book Balance	Outstanding Warrants	Ending Cash Balance
SPECIAL REVENUE FUNDS (Continued)							
05H Disaster Response	\$ 121,673,822.64	\$	101,153.44	\$ 14,320,972.37	\$ 107,454,003.71	\$ 640,238.30	\$ 108,094,242.01
05R Drinking Water Assistance Administrative	4,228,402.88		4,783.12	23,101.44	4,210,084.56	54.45	4,210,139.01
05W State Drought Preparedness and Response	2,339,135.96		7,000.00	2,346,135.96	2,346,135.96
06A Salmon Recovery	27,893.34		27,893.34	27,893.34
06G Real Estate Appraiser Commission	478,873.83		74,572.47	97,035.61	456,410.69	5,173.31	461,584.00
06K Lead Paint	144,493.42		4,274.00	1,136.49	147,630.93	147,630.93
06L Business and Professions	2,908,841.60		409,078.14	2,718,103.22	599,816.52	84,527.96	684,344.48
06R Real Estate Research	860,118.66		16,910.00	2,583.00	874,445.66	30.00	874,475.66
06T License Plate Technology	1,305,117.63		152,077.40	489,940.99	967,254.04	13.75	967,267.79
071 Warm Water Game Fish	1,437,836.62		399,002.72	117,785.17	1,719,054.17	51.88	1,719,106.05
07C Vessel Response	68,003.15		(68,008.46)	(5.31)
07W Domestic Violence Prevention	1,883,687.49		87,917.13	72,449.15	1,899,155.47	1,899,155.47
080 Grade Crossing Protective	84,427.97		95.18	84,523.15	84,523.15
081 State Patrol Highway	2,277,759.03		18,816,989.85	20,130,537.82	964,211.06	662,641.35	1,626,852.41
082 Motorcycle Safety Education	2,744,411.93		170,370.15	344,270.89	2,570,511.19	12,482.12	2,582,993.31
084 Building Code Council	521,426.41		123,230.72	14,538.27	630,118.86	630,118.86
086 Fire Service Training	2,158,696.32		151,685.97	486,372.84	1,824,009.45	26,323.52	1,850,332.97
087 Park Land Trust Revolving	2,976,441.99		209,764.40	(40,245.95)	3,226,452.34	18.60	3,226,470.94
08A Education Legacy Trust	763,516,085.52		54,807,271.89	11,775,392.50	806,547,964.91	369,088.60	806,917,053.51
08H Military Department Rental and Lease	2,882,570.86		53,178.80	19,477.06	2,916,272.60	64.00	2,916,336.60
08K Problem Gambling	720,049.01		13,458.52	21,021.83	712,485.70	712,485.70
08M Small City Pavement and Sidewalk	254,981.12		1,067,344.71	164,560.54	1,157,765.29	1,157,765.29
08R Waste Tire Removal	3,984,422.94		549,799.52	89,238.95	4,444,983.51	4,444,983.51
094 Transportation Infrastructure	3,486,772.12		3,080,137.83	222,665.40	6,344,244.55	6,344,244.55
095 Electrical License	11,840,525.91		2,882,103.03	2,394,141.87	12,328,487.07	11,310.52	12,339,797.59
096 Highway Infrastructure	1,933,279.47		2,179.44	1,935,458.91	1,935,458.91
097 Recreational Vehicle	2,427,567.93		90,149.29	(187.39)	2,517,904.61	3.00	2,517,907.61
099 Puget Sound Capital Construction	16,269,635.86		3,798,165.38	3,669,806.80	16,397,994.44	3,738.82	16,401,733.26
09E Freight Mobility Investment	11,647,000.54		3,012,304.42	1,407,941.05	13,251,363.91	13,251,363.91
09F High-Occupancy Toll Lanes Operations	(7.76)		7.76
09H Transportation Partnership	34,313,843.03		(10,780,110.18)	23,560,615.49	(26,882.64)	145,002.26	118,119.62
09P City-County Assistance	1,335,352.49		6,347.76	1,341,700.25	1,341,700.25
09T Washington Main Street Trust Fund	50,138.16		50,138.16	50,138.16
102 Rural Arterial Trust	19,234,933.80		1,343,392.76	1,457,963.07	19,120,363.49	19,120,363.49
104 State Wildlife	16,838,591.05		6,565,293.06	3,320,068.46	20,083,815.65	78,281.97	20,162,097.62
106 Highway Safety	32,128,499.21		11,557,418.67	7,302,218.23	36,383,699.65	953,204.93	37,336,904.58
107 Liquor Excise Tax	12,863,854.70		1,849,454.71	10,234,828.56	4,478,480.85	4,478,480.85
108 Motor Vehicle	368,602,245.13		157,779,985.43	152,018,746.69	374,363,483.87	9,647,503.14	384,010,987.01
109 Puget Sound Ferry Operations	(22,366,256.50)		17,977,001.72	21,694,735.69	(26,083,990.47)	362,723.16	(25,721,267.31)

RECEIPTS AND DISBURSEMENTS FOR TREASURY FUNDS

	July 1, 2020		July 2020		July 31, 2020		
	Beginning Book Balance		Plus Receipts	Less Disbursements	Ending Book Balance	Outstanding Warrants	Ending Cash Balance
SPECIAL REVENUE FUNDS (Continued)							
10A Aquatic Algae Control	\$ 474,288.22	\$	\$ 62,926.00	\$ 19,041.03	\$ 518,173.19	\$ 3.00	\$ 518,176.19
10B Home Security Fund	64,936,969.44		2,806,013.08	6,446,979.38	61,296,003.14	116,642.09	61,412,645.23
10G Water Rights Tracking System	797,805.40				797,805.40		797,805.40
110 Special Wildlife	7,084,318.96		208,049.72	182,252.11	7,110,116.57	21,736.00	7,131,852.57
111 Public Service Revolving	15,307,504.99		(546,188.07)	1,643,932.96	13,117,383.96	43,956.07	13,161,340.03
113 Common School Construction	105,385,180.06		(812,994.12)	12,362,707.56	92,209,478.38	488,682.30	92,698,160.68
116 Basic Data	40,859.00		46,747.00		87,606.00		87,606.00
119 Unemployment Compensation Administration	(185,442.67)		21,561,343.75	20,833,956.62	541,944.46	2,700,437.54	3,242,382.00
11B Regional Mobility Grant Program	57,014,667.22		58,647.51	1,906,005.51	55,167,309.22	82,781.00	55,250,090.22
11E Freight Mobility Multimodal	9,687,770.40		3,012,331.09	514,002.00	12,186,099.49		12,186,099.49
11H Forest and Fish Support	5,695,135.15		373,816.31	614,462.70	5,454,488.76	75,818.84	5,530,307.60
11K Washington Auto Theft Prevention Authority	(105,356.34)		548,186.18	779,035.07	(336,205.23)	963.36	(335,241.87)
120 Administrative Contingency	16,805,856.30		1,190,338.06	1,062,224.23	16,933,970.13	9,787.93	16,943,758.06
12C Affordable Housing For All	2,732,939.14		529,804.21	303,024.70	2,959,718.65	5,522.69	2,965,241.34
12M Charitable Organization Education	1,511,282.44		28,160.00		1,539,442.44		1,539,442.44
12T Traumatic Brain Injury	1,094,747.57		148,615.74	111,253.27	1,132,110.04		1,132,110.04
134 Employment Services Administrative	12,552,706.08		11,011,364.40	5,251,049.94	18,313,020.54	10,614.06	18,323,634.60
138 Insurance Commissioner's Regulatory	16,505,774.37		25,565,319.68	3,110,151.09	38,960,942.96	16,075.80	38,977,018.76
144 Transportation Improvement	5,475,501.12		8,839,380.56	7,678,519.98	6,636,361.70		6,636,361.70
146 Firearms Range	1,610,014.40		14,050.80	106,929.00	1,517,136.20		1,517,136.20
14A Wildlife Rehabilitation	658,857.48		11,296.16	14,946.56	655,207.08	1,295.69	656,502.77
14G Ballast Water and Biofouling Management	47,956.87			100.00	47,856.87		47,856.87
14M Financial Fraud & ID Theft	743,431.30		337,432.51	200,350.82	880,512.99	193,910.89	1,074,423.88
14R Military Active State Service	345,355.70		200,000.00		545,355.70		545,355.70
14V Ignition Interlock Device	2,958,583.92		208,560.00	699,462.57	2,467,681.35	66,691.46	2,534,372.81
150 Low-Income Weatherization/ Structural Rehabilitation Assistance	1,784,135.29		2,028.06	135,588.25	1,650,575.10		1,650,575.10
153 Rural Mobility Grant Program	9,138,964.49		6,138.49	1,848,252.16	7,296,850.82	55,881.00	7,352,731.82
154 New Motor Vehicle Arbitration	1,205,084.32		56,913.00	49,046.07	1,212,951.25	6.00	1,212,957.25
158 Aquatic Land Dredged Material Disposal Site	538,552.73		3.60		538,556.33		538,556.33
159 Parks Improvement	793,869.58		99,774.66	52,621.80	841,022.44	12,900.10	853,922.54
15H Cleanup Settlement	51,536,778.77		1,326,878.60	336,411.40	52,527,245.97	124,872.08	52,652,118.05
15M Biotoxin	274,082.06		242,127.81	60,485.27	455,724.60	3,145.13	458,869.73
160 Wood Stove Education and Enforcement	543,916.35		9,894.06	10,831.86	542,978.55		542,978.55
162 Farm Labor Contractor	128,343.23		1,205.00	14,000.00	115,548.23		115,548.23
167 Natural Resources Conservation Areas Stewardship	114,750.01		3.60	115.00	114,638.61		114,638.61
16A Judicial Stabilization Trust	3,044,952.78		314,917.90	611,726.96	2,748,143.72	5,980.65	2,754,124.37
16J SR 520 Corridor	91,185,774.25		(4,560,631.06)	1,312,755.98	85,312,387.21	4,267.29	85,316,654.50
16M Appraisal Management Company	295,706.34		50.00	35,792.03	259,964.31		259,964.31
16P Marine Resources Stewardship Trust	24,484.38		117.74		24,602.12		24,602.12

RECEIPTS AND DISBURSEMENTS FOR TREASURY FUNDS

	July 1, 2020		July 2020		July 31, 2020		
	Beginning Book Balance		Plus Receipts	Less Disbursements	Ending Book Balance	Outstanding Warrants	Ending Cash Balance
SPECIAL REVENUE FUNDS (Continued)							
16W Hospital Safety Net Assessment	\$ 76,788,857.13	\$	3,819,842.55	\$ (200,019.50)	\$ 80,808,719.18	\$	\$ 80,808,719.18
172 Basic Health Plan Trust	5,847,699.00		5,847,699.00	5,847,699.00
176 Water Quality Permit	13,709,311.41		344,417.75	1,914,359.75	12,139,369.41	13,216.01	12,152,585.42
17B Home Visiting Services	4,710,143.08		6,275,571.21	1,523,532.37	9,462,181.92	13,894.52	9,476,076.44
17N Complete Streets Grant Program	62,464.00		5,000.00	57,464.00	57,464.00
17P SR520 Civil Penalties	12,633,189.71		14,913.73	(12,173.31)	12,660,276.75	12,660,276.75
17T Health Benefit Exchange	37,703,922.16		1,149,907.17	16,003,266.74	22,850,562.59	22,850,562.59
17W Limousine Carriers	124,891.06		1,550.00	126,441.06	126,441.06
182 Underground Storage Tank	1,001,274.49		150,507.52	190,355.01	961,427.00	961,427.00
186 County Arterial Preservation	542,221.78		2,520,610.07	2,578,311.37	484,520.48	484,520.48
18J Capital Vessel Replacement	30,572,995.23		1,653,054.16	(8,407.00)	32,234,456.39	216.00	32,234,672.39
18L Hydraulic Project Approval		150.00	150.00
199 Biosolids Permit	1,347,010.91		5,116.71	94,162.67	1,257,964.95	7,975.05	1,265,940.00
19A Medicaid Fraud Penalty	715,594.27		163,571.70	261,780.71	617,385.26	764.95	618,150.21
19C Forest Practice Application	589,272.25		(41,038.18)	(20,473.29)	568,707.36	568,707.36
19T DOL Technology Improvement and Data Management	858,920.34		49,700.29	7,031.09	901,589.54	901,589.54
19V Andy Hill Cancer Research Endowment Fund	8,374,427.56		755,172.00	100,000.00	9,029,599.56	9,029,599.56
200 Regional Fisheries Enhancement Salmonid Recovery	30,763.81		13,366.30	81,084.62	(36,954.51)	(36,954.51)
201 Department of Licensing Services	4,353,425.19		308,924.66	1,446,743.58	3,215,606.27	8,115.47	3,223,721.74
202 Medical Test Site Licensure	(272,443.55)		5,314.00	46,683.45	(313,813.00)	3,723.22	(310,089.78)
204 Volunteer Fire Fighters' and Reserve Officers' Administrative	9,982,784.82		(8,185,049.16)	36,585.58	1,761,150.08	1,052.00	1,762,202.08
207 Hazardous Waste Assistance	1,192,725.57		774.61	294,127.78	899,372.40	1,237.73	900,610.13
20B Brownfield Redevelopment Trust Fund
20H Connecting Washington	341,475,989.14		171,916,790.30	70,414,115.70	442,978,663.74	1,111,320.71	444,089,984.45
20J Electric Vehicle	3,953,820.31		(288,454.11)	281.25	3,665,084.95	206.25	3,665,291.20
20M Puget Sound Taxpayer Accountability	1,649,839.09		1,719.63	1,651,558.72	1,651,558.72
20N Transportation Future Funding Program	3,244,559.28		2,369,254.69	5,613,813.97	5,613,813.97
20R Radioactive Mixed Waste	2,926,289.85		814,875.68	2,111,414.17	1,192.06	2,112,606.23
20T PLIA Underground Storage Tank Revolving	22,252,867.26		25,299.40	358,954.77	21,919,211.89	21,919,211.89
215 Special Category C	(206,429.04)		(424,286.87)	154,897.37	(785,613.28)	(785,613.28)
216 Air Pollution Control	22,256,124.27		72,387.38	319,088.09	22,009,423.56	37,218.87	22,046,642.43
217 Oil Spill Prevention	4,607,575.60		270,734.61	514,453.00	4,363,857.21	267.58	4,364,124.79
218 Multimodal Transportation	252,249,810.55		9,489,890.92	9,466,490.29	252,273,211.18	261,360.50	252,534,571.68
21E Concealed Pistol License Renewal	214,337.25		5,687.64	4,797.63	215,227.26	215,227.26
21H Wastewater Treatment Plant Operator Certification	284,794.00		1,106.50	285,900.50	98.00	285,998.50
21M Distracted Driving Prevention	20,452.14		162.54	20,614.68	20,614.68
21S Aquatic Invasive Species Management	237,872.76		131,632.00	86,565.24	282,939.52	421.67	283,361.19
21V Construction Registration Inspection	2,855,849.63		1,192,506.90	927,566.35	3,120,790.18	14,617.97	3,135,408.15
222 Freshwater Aquatic Weeds	1,109,135.38		103,142.48	41,992.93	1,170,284.93	10,000.00	1,180,284.93

RECEIPTS AND DISBURSEMENTS FOR TREASURY FUNDS

	July 1, 2020		July 2020		July 31, 2020		
	Beginning Book Balance		Plus Receipts	Less Disbursements	Ending Book Balance	Outstanding Warrants	Ending Cash Balance
SPECIAL REVENUE FUNDS (Continued)							
223 State Oil Spill Response	\$ 2,651,294.97	\$	130,631.71	\$ 10,459.22	\$ 2,771,467.46	\$	\$ 2,771,467.46
22J Abandoned Recreational Vehicle Disposal	922,002.03		176,562.47	62,038.73	1,036,525.77	6,500.00	1,043,025.77
22M Energy Efficiency	9,972,209.65		(12.23)	410,645.91	9,561,551.51	9,561,551.51
22R Internet Consumer Access
22U Secure Drug Take-Back Program	673,942.76		12,383.44	661,559.32	661,559.32
22W Public Disclosure Transparency	1,200,369.69		94,450.00	8,146.68	1,286,673.01	1,286,673.01
234 Public Works Administration	10,458,898.45		323,666.31	501,132.89	10,281,431.87	54,263.42	10,335,695.29
235 Youth Tobacco & Vapor Product Prevention	1,577,227.85		122,819.36	104,112.46	1,595,934.75	12,061.67	1,607,996.42
237 Recreation Access Pass	3,841,844.28		630,946.86	(16,400.00)	4,489,191.14	410.00	4,489,601.14
23G Vulnerable Roadway User Education	1,654.58		122.02	1,776.60	1,776.60
23N Model Toxics Control Capital	87,311,335.28		5,987,026.78	1,137,464.36	92,160,897.70	87,046.76	92,247,944.46
23P Model Toxics Control Operating	46,406,735.01		9,622,115.72	8,254,064.99	47,774,785.74	295,186.37	48,069,972.11
23R Model Toxics Control Stormwater	28,922,596.84		2,599,854.22	328,802.63	31,193,648.43	31,193,648.43
23S Puget Sound Gateway Facility
23T Congestion Relief Traffic Safety	23,822.20		1,035.99	24,858.19	24,858.19
23V Voluntary Cleanup		23,000.00	23,000.00	23,000.00
23W Paint Product Stewardship		0.01	0.01	0.01
24B Foundational Public Health Services	2,515,256.62		755,173.01	(118,487.52)	3,388,917.15	3,388,917.15
24J Workforce Education Investment	(59,624,077.37)		22,679,655.87	16,868,032.11	(53,812,453.61)	(53,812,453.61)
24K Agency Financial Transaction	3,123,192.64		759,763.78	512,777.03	3,370,179.39	4.47	3,370,183.86
24L Ambulance Transport
24N Fish, Wildlife, and Conservation
24P Insurance Commissioner's Fraud	338,543.00		1,506,472.00	625.00	1,844,390.00	1,844,390.00
24R Recycling Enhancement Fee
24V Telebehavioral Health Access
260 University of Washington Operating Fees	123.54		123.54	123.54
262 Manufactured Home Installation Training	579,395.90		13,919.60	21,203.84	572,111.66	15.00	572,126.66
263 Community and Economic Development Fee	4,959,922.57		67,108.54	122,377.56	4,904,653.55	86.80	4,904,740.35
267 Recreation Resources	23,122,708.66		406.20	549,899.95	22,573,214.91	25,558.23	22,598,773.14
268 Nonhighway and Off-Road Vehicle Activities (NOVA) Program	11,159,834.20		210,457.66	274,006.94	11,096,284.92	4,785.11	11,101,070.03
269 Parks Renewal and Stewardship	20,939,752.01		8,578,461.62	6,861,900.38	22,656,313.25	590,244.19	23,246,557.44
271 Washington State University Operating Fees
275 Central Washington University Operating Fees
277 State Agency Parking	342,997.22		4,292.50	274.20	347,015.52	105.00	347,120.52
285 Growth Management Planning and Environmental Review	2,658,515.97		348,904.18	34,202.19	2,973,217.96	2,973,217.96
296 Columbia River Basin Water Supply Rev Recovery	5,915,178.28		6,687.38	27,579.18	5,894,286.48	5,894,286.48
315 Dedicated Marijuana Fund	15,160,788.97		46,585,383.27	3,151,089.46	58,595,082.78	32,109.19	58,627,191.97
319 Public Health Supplemental	2,739,271.82		13,049.77	101,408.13	2,650,913.46	92,794.00	2,743,707.46
404 State Treasurer's Service	32,046,037.17		1,823,328.36	716,697.72	33,152,667.81	5,483.53	33,158,151.34

RECEIPTS AND DISBURSEMENTS FOR TREASURY FUNDS

	July 1, 2020		July 2020		July 31, 2020		
	Beginning Book Balance		Plus Receipts	Less Disbursements	Ending Book Balance	Outstanding Warrants	Ending Cash Balance
SPECIAL REVENUE FUNDS (Continued)							
408 Coastal Protection	\$ 1,279,211.97		\$ 32,941.46	\$ (991.96)	\$ 1,313,145.39		\$ 1,313,145.39
441 Local Government Archives	1,388,406.20		630,773.52	413,355.83	1,605,823.89	705.40	1,606,529.29
500 Perpetual Surveillance and Maintenance	48,109,895.97		57,501.90		48,167,397.87		48,167,397.87
507 Oyster Reserve Land	507,028.17		581.00	15,769.34	491,839.83		491,839.83
511 Tacoma Narrows Toll Bridge	14,090,233.84		(3,541,245.06)	(2,919,598.05)	13,468,586.83	2,987.88	13,471,574.71
513 Derelict Vessel Removal	932,254.87		170,689.51	95,570.83	1,007,373.55	9.00	1,007,382.55
532 Washington Housing Trust Fund	10,894,804.14		55,556,717.02	425,971.98	66,025,549.18	48,222.50	66,073,771.68
535 Alaskan Way Viaduct Replacement Project	(48,227,124.54)		(57,142.08)	22,765.01	(48,307,031.63)	37,784.69	(48,269,246.94)
549 Election	13,073,036.61		1,917,035.37	8,297,239.38	6,692,832.60		6,692,832.60
550 Transportation 2003	(35,528,909.34)		(11,885,952.20)	144,043.32	(47,558,904.86)	249.99	(47,558,654.87)
562 Skilled Nursing Facility Safety Net Trust	7,656,709.45		6,711.12	(4,946,199.68)	12,609,620.25		12,609,620.25
564 Water Pollution Control Revolving Administration	6,770,658.79		145,650.13	(4,932.31)	6,921,241.23	395.00	6,921,636.23
565 Yakima Integrated Plan Implementation Revenue Recovery							
566 Community Forest Trust	157,142.24		180.47		157,322.71		157,322.71
571 Multiuse Roadway Safety	570,708.21		15,985.52		586,693.73		586,693.73
595 I-405 and SR-167 Express Toll Lanes	70,865,160.54		82,008.72	1,786,651.75	69,160,517.51	2,253.48	69,162,770.99
600 Department of Retirement Systems Expense	19,596,252.56		2,111,908.56	3,712,178.72	17,995,982.40	32,892.77	18,028,875.17
689 Rural Washington Loan	3,207,170.36		3,672.74	444,859.88	2,765,983.22		2,765,983.22
727 Water Pollution Control Revolving	225,776,860.57		2,515,074.80	(990,660.67)	229,282,596.04		229,282,596.04
733 Capitol Campus Reserve							
777 Prostitution Prevention and Intervention	165,543.26		4,120.39	403.32	169,260.33		169,260.33
785 State Educational Trust Fund	1,567,983.64		28,344.58	(4,393.92)	1,600,722.14	369.20	1,601,091.34
818 Youth Athletic Facility	190,279.93		214.51	6,000.00	184,494.44		184,494.44
825 Tobacco Settlement							
844 Money-Purchase Retirement Savings Administrative							
851 Developmental Disabilities Community Services	3,666,288.83		1,321,813.34		4,988,102.17		4,988,102.17
874 OASI Revolving	226,177.71		960.14	8,999.67	218,138.18	25.69	218,163.87
887 Public Facilities Construction Loan Revolving	22,955,487.41		1,508,623.71	583,584.88	23,880,526.24	163,058.38	24,043,584.62
888 Deferred Compensation Administrative	2,241,034.89		(59,539.71)	171,097.40	2,010,397.78	93.49	2,010,491.27
893 Radiation Perpetual Maintenance	\$355,886.79		781.40		356,668.19		356,668.19
TOTAL SPECIAL REVENUE FUNDS	\$ 3,651,650,871.46		\$ 729,899,447.22	\$ 534,076,489.15	\$ 3,847,473,829.53	\$ 20,917,496.08	\$ 3,868,391,325.61
DEBT SERVICE FUNDS							
303 Highway Bond Retirement	\$ 261,277,936.71		\$ 60,214,782.72	\$ 159,277,389.30	\$ 162,215,330.13		\$ 162,215,330.13
304 Ferry Bond Retirement	14,335,137.56		1,026,237.94	6,349,875.00	9,011,500.50		9,011,500.50
305 Transportation Improvement Board Bond Retirement	6,311,221.40		570,081.23	1,261,862.50	5,619,440.13		5,619,440.13
347 Washington State University Bond Retirement	21,315,878.50		(630,634.94)	(1,795,521.03)	22,480,764.59		22,480,764.59
348 University of Washington Bond Retirement	14,608,158.69		31,545.90	1,070,555.59	13,569,149.00		13,569,149.00
380 Debt-Limit General Fund Bond Retirement	19,979.93			19,979.93			

RECEIPTS AND DISBURSEMENTS FOR TREASURY FUNDS

	July 1, 2020	July 2020		July 31, 2020		
	Beginning Book Balance	Plus Receipts	Less Disbursements	Ending Book Balance	Outstanding Warrants	Ending Cash Balance
DEBT SERVICE FUNDS (Continued)						
381 Debt-Limit Reimbursable Bond Retirement	\$	\$ 173,512.50	\$ 173,512.50	\$	\$	\$
382 Nondebt-Limit General Fund Bond Retirement
383 Nondebt-Limit Reimbursable Bond Retirement	19,897.22	16,356,661.12	16,376,558.34
384 Nondebt-Limit Proprietary Appropriated Bond Retirement
385 Nondebt-Limit Proprietary Nonappropriated Bond Retirement
386 Nondebt-Limit Revenue Bond Retirement
389 Toll Facility Bond Retirement	\$9,467,269.77	4,669,115.39	14,136,385.16	14,136,385.16
TOTAL DEBT SERVICE FUNDS	\$ 327,355,479.78	\$ 82,411,301.86	\$ 182,734,212.13	\$ 227,032,569.51	\$	\$ 227,032,569.51
CAPITAL PROJECTS FUNDS						
01L Higher Education Construction	\$	\$	\$	\$	\$	\$
036 Capitol Building Construction	5,493,258.29	(2,050,741.04)	302,694.55	3,139,822.70	3,139,822.70
056 State Higher Education Construction	2,451.07	2.76	2,453.83	2,453.83
057 State Building Construction	164,043,983.26	634,502,344.76	70,407,257.01	728,139,071.01	3,724,363.23	731,863,434.24
060 Community and Technical College Capital Projects	13,741,643.52	677,414.05	766,236.26	13,652,821.31	13,652,821.31
061 Eastern Washington University Capital Projects	6,745,823.50	15,908.54	544,090.04	6,217,642.00	6,217,642.00
062 Washington State University Building	1,707,006.20	(118,971.09)	1,096,192.79	491,842.32	491,842.32
063 Central Washington University Capital Projects	6,238,007.44	7,525.21	84,137.07	6,161,395.58	6,161,395.58
064 University of Washington Building	17,880,182.66	36,695.05	3,338,322.39	14,578,555.32	14,578,555.32
065 Western Washington University Capital Projects	8,877,383.41	10,069.55	569,991.98	8,317,460.98	8,317,460.98
066 The Evergreen State College Capital Projects	2,279,591.99	2,462.80	(237,405.54)	2,519,460.33	2,519,460.33
075 State Social and Health Services Construction	9,396.39	9,396.39	9,396.39
18B Columbia River Basin Tax Bond Water Supply Development	1,241,708.55	1,399.82	1,243,108.37	1,243,108.37
245 Public Safety Reimbursable Bond	4.12	4.12	4.12
246 Community and Technical College Forest Reserve	4,951,636.31	82.81	4,951,719.12	4,951,719.12
289 Thurston County Capital Facilities	5,753,414.74	303,175.51	125,148.92	5,931,441.33	5,931,441.33
357 Gardner-Evans Higher Education Construction	45,698.05	45,698.05	45,698.05
364 Military Department Capital	1,813,625.94	11,416.66	1,802,209.28	5,396.98	1,807,606.26
367 Chehalis Basin Taxable
TOTAL CAPITAL PROJECTS FUNDS	\$ 240,824,815.44	\$ 633,387,368.73	\$ 77,008,082.13	\$ 797,204,102.04	\$ 3,729,760.21	\$ 800,933,862.25
PERMANENT FUNDS						
04B Natural Resources Real Property Replacement	\$ 6,043,359.41	\$ 306,861.87	\$ 600,000.00	\$ 5,750,221.28	\$	\$ 5,750,221.28
601 Agricultural Permanent	72,972.92	826,140.33	747,635.80	151,477.45	151,477.45
603 Millersylvania Park Trust	5,709.31	6.43	5,715.74	5,715.74
604 Normal School Permanent	177,977.61	955,096.41	939,331.88	193,742.14	193,742.14
605 Permanent Common School	55,265.68	737,502.32	730,236.55	62,531.45	62,531.45
606 Scientific Permanent	246,604.79	929,371.54	806,063.98	369,912.35	369,912.35

RECEIPTS AND DISBURSEMENTS FOR TREASURY FUNDS

	July 1, 2020		July 2020		July 31, 2020		
	Beginning Book Balance		Plus Receipts	Less Disbursements	Ending Book Balance	Outstanding Warrants	Ending Cash Balance
PERMANENT FUNDS (Continued)							
607 State University Permanent	\$ 151,035.21		\$ 126,180.34	\$ 124,106.46	\$ 153,109.09	\$	\$ 153,109.09
TOTAL PERMANENT FUNDS	\$ 6,752,924.93		\$ 3,881,159.24	\$ 3,947,374.67	\$ 6,686,709.50	\$	\$ 6,686,709.50
ENTERPRISE FUNDS							
12V PEBB Medical Benefits Admin	\$		\$	\$	\$	\$	\$
401 Correctional Industries	7,638,905.28		9,403,603.00	9,236,279.01	7,806,229.27	106,134.75	7,912,364.02
407 Secretary of State's Revolving	7,379,553.65		710,426.83	717,272.13	7,372,708.35	451.93	7,373,160.28
418 State Health Care Authority Administrative	3,233,136.60		1,463,483.65	1,600,793.97	3,095,826.28	3,095,826.28
492 School Employees' Insurance Administrative	3,835,605.12		33.20	1,434,691.99	2,400,946.33	2,000.00	2,402,946.33
578 Lottery Administrative	1,429,752.69		1,250,000.00	1,174,376.02	1,505,376.67	5,954.42	1,511,331.09
608 Accident	502,891.49		149,220,728.04	129,605,707.36	20,117,912.17	11,063,672.49	31,181,584.66
609 Medical Aid	15,842,647.88		147,638,925.05	141,500,673.00	21,980,899.93	7,043,141.63	29,024,041.56
610 Accident Reserve	87,956.65		72,765,296.08	72,802,851.64	50,401.09	1,010,019.73	1,060,420.82
881 Supplemental Pension	103,340.90		106,956,218.58	98,759,998.32	8,299,561.16	2,109,088.60	10,408,649.76
883 Second Injury	\$65,487,921.76		242,419.47	89,236.22	65,641,105.01	32,335.24	65,673,440.25
TOTAL ENTERPRISE FUNDS	\$ 105,541,712.02		\$ 489,651,133.90	\$ 456,921,879.66	\$ 138,270,966.26	\$ 21,372,798.79	\$ 159,643,765.05
INTERNAL SERVICE FUNDS							
006 Public Records Efficiency, Preservation & Access	\$ 1,973,811.00		\$ (48,246.88)	\$ 377,018.28	\$ 1,548,545.84	\$ 5,219.75	\$ 1,553,765.59
405 Legal Services Revolving	10,064,971.39		8,281,487.68	12,372,202.35	5,974,256.72	65,505.07	6,039,761.79
410 Transportation Equipment	20,998,462.91		576,997.04	(1,459,087.89)	23,034,547.84	204,598.47	23,239,146.31
415 Personnel Service	6,483,131.89		256,978.92	1,453,275.86	5,286,834.95	5,513.63	5,292,348.58
455 Higher Education Personnel Service	560,591.61		(43,086.00)	50,125.16	467,380.45	284.24	467,664.69
468 OFM Central Service	1,963,373.49		6,630.41	827,345.03	1,142,658.87	1,142,658.87
483 Auditing Services Revolving	(852,982.97)		800,419.39	602,574.53	(655,138.11)	26.19	(655,111.92)
484 Administrative Hearings Revolving	(\$1,717,365.34)		2,416,948.62	1,889,863.49	(1,190,280.21)	3,047.55	(1,187,232.66)
TOTAL INTERNAL SERVICE FUNDS	\$ 39,473,993.98		\$ 12,248,129.18	\$ 16,113,316.81	\$ 35,608,806.35	\$ 284,194.90	\$ 35,893,001.25
PENSION TRUST FUNDS							
614 Volunteer Firefighters' Relief and Pension Principal	\$ 11,830,653.49		\$ 8,728,532.64	\$ 1,059,164.20	\$ 19,500,021.93	\$ 63,838.03	\$ 19,563,859.96
615 State Patrol - Plan1	829,578.55		7,089,110.52	6,983,970.20	934,718.87	57,095.20	991,814.07
616 Judges' Retirement	1,127,720.61		101,293.22	21,440.13	1,207,573.70	1,207,573.70
630 State Patrol - Plan 2	395,989.11		1,551,809.29	1,493,048.13	454,750.27	454,750.27
631 Public Employees' Retirement System Plan 1	8,871,768.83		162,962,132.87	162,722,716.84	9,111,184.86	1,158,717.31	10,269,902.17
632 Teachers' Retirement System Plan 1	6,661,873.50		122,711,561.25	122,427,202.73	6,946,232.02	2,887,683.11	9,833,915.13
633 School Employees' Retirement System Combined Plan 2 & 3	5,662,790.06		56,587,975.44	56,427,412.10	5,823,353.40	272,838.82	6,096,192.22
635 Public Safety Employees Retirement System Plan 2	338,414.56		10,990,667.12	10,882,842.97	446,238.71	43,469.68	489,708.39
641 Public Employees' Retirement System Combined Plan 2 & 3	13,017,377.25		327,329,213.18	324,845,927.08	15,500,663.35	951,399.46	16,452,062.81
642 Teachers' Retirement System Combined Plan 2 and 3	17,657,914.39		177,045,119.74	174,926,077.71	19,776,956.42	204,975.92	19,981,932.34
661 Higher Ed Retirement Plan Supplemental Benefit-UW		743,468.42	743,468.42

RECEIPTS AND DISBURSEMENTS FOR TREASURY FUNDS

	July 1, 2020		July 2020		July 31, 2020		
	Beginning Book Balance		Plus Receipts	Less Disbursements	Ending Book Balance	Outstanding Warrants	Ending Cash Balance
PENSION TRUST FUNDS (Continued)							
662 Higher Ed Retirement Plan Supplemental Benefit -WSU	\$		\$ 85,841.82	\$ 85,841.82	\$	\$	\$
663 Higher Ed Retirement Plan Supplemental Benefit-EWU		14,410.78	6,940.12	7,470.66	7,470.66
664 Higher Ed Retirement Plan Supplemental Benefit-CWU		16,703.11	16,703.11
665 Higher Ed Retirement Plan Supplemental Benefit-TESC		6,118.37	6,118.37
667 Higher Ed Retirement Plan Supplemental Benefit-WWU		18,122.70	18,122.70
668 Higher Ed Retirement Plan Supplemental Benefit -SBCTC		100,639.75	97,096.52	3,543.23	3,543.23
722 Deferred Compensation Principal	4,802,576.73		51,635,810.95	52,454,686.15	3,983,701.53	2,858.37	3,986,559.90
729 Judicial Retirement Principal	10,029.51		3,174.24	3,156.64	10,047.11	10,047.11
819 LEOFF Plan 1 Retirement	2,762,905.52		31,429,549.62	31,424,730.04	2,767,725.10	420,887.65	3,188,612.75
829 LEOFF Plan 2 Retirement	4,132,256.50		67,152,815.99	66,750,118.68	4,534,953.81	160,214.80	4,695,168.61
882 Washington Judicial Retirement System	\$8,597,322.09		1,910,279.67	655,095.70	9,852,506.06	9,852,506.06
TOTAL PENSION TRUST FUNDS	\$ 86,699,170.70		\$ 1,028,214,350.69	\$ 1,014,051,880.36	\$ 100,861,641.03	\$ 6,223,978.35	\$ 107,085,619.38
AGENCY FUNDS							
01P Suspense	\$ 52,284,711.88		\$ 2,225,241,838.93	\$ 2,185,998,237.18	\$ 91,528,313.63	\$ 317,835.15	\$ 91,846,148.78
01R Undistributed Receipts	2,733.51		817,401.40	820,134.91	820,134.91
01T Local Leasehold Excise Tax	402,104.21		(4,427,582.78)	4,829,686.99	4,829,686.99
034 Local Sales and Use Tax
035 State Payroll Revolving	30,470,733.59		539,275,935.57	549,653,994.04	20,092,675.12	1,812,123.37	21,904,798.49
768 Local Real Estate Excise Tax
795 State Investment Board Commingled Monthly Bond
847 Separately Managed State Agency Investment
865 State Investment Board Commingled Trust		11,389.45	11,389.45
877 OASI Contribution
TOTAL AGENCY FUNDS	\$ 83,160,283.19		\$ 2,765,346,565.35	\$ 2,731,236,037.89	\$ 117,270,810.65	\$ 2,129,958.52	\$ 119,400,769.17
TOTAL TREASURY FUNDS	\$ \$9,127,500,775.99		\$ 9,619,738,939.49	\$ 10,210,340,118.88	\$ 8,536,899,596.60	\$ 108,471,140.10	\$ 8,645,370,736.70

RECEIPTS AND DISBURSEMENTS FOR TREASURER'S TRUST FUNDS

	July 1, 2020		July 2020		July 31, 2020	
	Beginning Book Balance	Plus Receipts	Less Disbursements	Ending Book Balance	Outstanding Warrants	Ending Cash Balance
GENERAL FUND						
06N Local Tax Administration	\$	\$	\$	\$	\$	\$
07F Commercial Fisheries Buyback
08B Foster Care Endowed Scholarship Trust	16,261.02	18.34	16,279.36	16,279.36
08E Individual Development Account Program	2,034.63	2.30	2,036.93	2,036.93
08N State Financial Aid	11,508,089.02	18,947,659.96	9,863,597.56	20,592,151.42	69,538.37	20,661,689.79
08T Transportation Innovative Partnership
10V Invasive Species Council
11M Poet Laureate	115.55	115.55	115.55
11R Hospital Infection Control Grant
12L Outdoor Education and Recreation Prog	501,804.45	750,000.00	1,251,804.45	1,251,804.45
12P Geoduck Aquaculture Research	68,116.37	400,000.00	29,140.20	438,976.17	438,976.17
131 Fair	261,009.70	2,000,378.60	4,405.09	2,256,983.21	2,256,983.21
14N Legislative Oral History	31,000.20	31,000.20	31,000.20
14P Skeletal Human Remains Assistance	290,642.30	290,642.30	290,642.30
15B Food Animal Vet Scholarship
15N Business Assistance
16F Washington State Flag
16K Mortgage Recovery
16R Multiagency Permitting Team	97,082.53	109.44	97,191.97	97,191.97
17R Aerospace Training Student Loan	233,503.59	4,747.05	9,778.58	228,472.06	228,472.06
18C Native Education Public-Private Partnership
18F High School Completion
18G Opportunity Scholarship Match Transfer	250,000.00	4,432,000.00	3,282,762.48	1,399,237.52	2,894,094.94	4,293,332.46
18K 24/7 Sobriety	10,998.18	1,109.41	12,107.59	12,107.59
18V Science, Technology, Engineering and Math Education Lighthouse
19J Universal Communications Services	4,303,986.73	2,000,000.00	6,303,986.73	6,303,986.73
20L Early Start
21J Gina Grant Bull Memorial Legislative Page Scholarship	51,979.35	59.00	52,038.35	350.00	52,388.35
21K Skilled Worker Awareness Grant Program	80,050.35	12,867.30	67,183.05	67,183.05
21L Low-Income Home Rehab Revolving Loan Program	49,189.08	43.46	49,232.54	49,232.54
21T Suicide-Safer Homes Project	25,000.01	25,000.01	25,000.01
22A State Agency Office Relocation Pool	7,489,643.29	4,082,000.00	11,571,643.29	11,571,643.29
22B Highway Worker Memorial Scholarship
22S Landlord Mitigation Program	391,516.49	679,066.06	74,901.00	995,681.55	16,463.74	1,012,145.29
22V Medical Student Loan	491,479.24	252,000.00	743,479.24	743,479.24
23B Rural Jobs Program Match Transfer	500,000.00	500,000.00	500,000.00
23E Washington History Day	81,892.48	1,484.47	2,793.62	80,583.33	80,583.33
23F Open Educational Resources
23L Indian Health Improvement Reinvestment

RECEIPTS AND DISBURSEMENTS FOR TREASURER'S TRUST FUNDS

	July 1, 2020	July 2020		July 31, 2020		
	Beginning Book Balance	Plus Receipts	Less Disbursements	Ending Book Balance	Outstanding Warrants	Ending Cash Balance
GENERAL FUND (Continued)						
24A Behavioral Health Loan Repayment Program	\$ 1,000,000.00	\$ 1,000,000.00	\$	\$ 2,000,000.00	\$	\$ 2,000,000.00
24F Veterans Service Officer
24W Undocumented Student Support Loan Match
290 Savings Incentive	1,961,605.69	95,223.25	1,866,382.44	1,866,382.44
447 Information Technology Investment Revolving	22,254,090.18	12,309,105.00	1,634,339.65	32,928,855.53	1,226.79	32,930,082.32
490 Regional Transportation Investment District
514 Agricultural Conservation Easements
534 Washington Graduate Fellowship Trust	489.80	489.80	489.80
551 Washington Youth and Families	124,634.31	124,634.31	124,634.31
552 Conservation Assistance Revolving	440,728.45	1,530.00	439,198.45	439,198.45
646 Higher Ed Retirement Plan Supplemental Benefit	20,615.24	(1,315.88)	17,117.21	2,182.15	2,182.15
653 Washington Distinguished Professorship Trust
703 COVID-19 Unemployment	25,000,000.00	25,000,000.00	25,000,000.00
743 College Faculty Awards Trust	186.14	186.14	186.14
747 Health Professional Loan Repayment & Scholarship Program	8,047,876.74	627,790.43	1,083,385.72	7,592,281.45	99,414.15	7,691,695.60
748 Higher Education Coord. Board for Innovation and Quality
781 Cross-State Trail	473.10	473.10	473.10
793 Health Insurance Pool
817 Stadium and Exhibition Center Construction
835 Four Year Student Child Care in Higher Education	\$42,464.64	75,000.00	16,203.07	101,261.57	101,261.57
TOTAL GENERAL FUND	\$ 85,128,558.85	\$ 48,061,257.64	\$ 16,128,044.73	\$ 117,061,771.76	\$ 3,081,087.99	\$ 120,142,859.75
SPECIAL REVENUE FUNDS						
01F Crime Victims' Compensation	\$ 640,439.40	\$ 73,204.96	\$ 600,000.00	\$ 113,644.36	\$ 1,159.46	\$ 114,803.82
03K Industrial Insurance Premium Refund	5,456,071.69	73,726.76	(62,231.38)	5,592,029.83	623.60	5,592,653.43
04F Real Estate Education Program	692,329.79	100.00	692,229.79	692,229.79
06H Oral History, State Library, and Archives	40,074.60	52.00	18,081.12	22,045.48	22,045.48
06J Securities Prosecution	567,729.91	1,125.00	1,340.98	567,513.93	7,432.35	574,946.28
07A Mortgage Lending Fraud Prosecution	214,055.13	43,688.28	35,109.00	222,634.41	70,218.00	292,852.41
07B Organ and Tissue Donation Awareness	224,625.69	31,254.18	54,346.62	201,533.25	54,316.62	255,849.87
07E Contract Harvesting Revolving	7,104,432.56	8,905.07	(3,185,622.23)	10,298,959.86	10,298,959.86
07J "Helping Kids Speak"	3,418.34	1,577.34	2,380.00	2,615.68	2,615.68
07K Special License Plate Applicant Trust	12,206.00	12,206.00	12,206.00
07L Legislative International Trade	77.33	77.33	77.33
07N Produce Railcar Pool	50.29	0.05	50.34	50.34
07T Commemorative Works	3,439.53	3.88	3,443.41	3,443.41
07V Fish and Wildlife Enforcement Reward	489,744.12	19,263.03	10,657.72	498,349.43	60.00	498,409.43
08C Gonzaga University Alumni Association	6,093.36	3,509.35	4,379.67	5,223.04	5,223.04
08F Lighthouse Environmental Programs	11,796.14	5,910.35	6,865.84	10,840.65	10,840.65
08G Flexible Spending Administrative	2,334,479.89	12,155.59	9,198.40	2,337,437.08	2,337,437.08

RECEIPTS AND DISBURSEMENTS FOR TREASURER'S TRUST FUNDS

	July 1, 2020		July 2020		July 31, 2020		
	Beginning Book Balance		Plus Receipts	Less Disbursements	Ending Book Balance	Outstanding Warrants	Ending Cash Balance
SPECIAL REVENUE FUNDS (Continued)							
08J Prescription Drug Consortium	\$ 42,947.77	\$	\$	\$	\$ 42,947.77	\$	\$ 42,947.77
08L "Ski & Ride Washington"	3,068.56		2,524.67	2,503.67	3,089.56		3,089.56
08P State Parks Education and Enhancement	413,730.89		10,110.34	25,503.08	398,338.15	1,102.87	399,441.02
08V Veterans Stewardship	913,044.73		50,042.49	77,912.86	885,174.36	3,579.50	888,753.86
08W "Washington's National Park Fund"	24,663.25		17,864.01	20,234.68	22,292.58		22,292.58
098 Eastern Washington Pheasant Enhancement	429,999.34		11,830.45	21,155.54	420,674.25		420,674.25
09A We Love Our Pets	12,443.56		3,266.67	4,948.99	10,761.24		10,761.24
09B Boating Safety Education Certification	627,790.03		60,085.00	6,887.27	680,987.76	505.00	681,492.76
09J Washington Coastal Crab Pot Buoy Tag	261,810.67			3,393.19	258,417.48	500.00	258,917.48
09K Life Sciences Discovery	84,420.60		95.29		84,515.89		84,515.89
09L Nursing Resource Center	357,473.43		50,355.00	4,972.38	402,856.05	140.00	402,996.05
10F "Share the Road"	16,444.38		5,343.34	5,765.67	16,022.05		16,022.05
11A Employment Training Finance	335,224.52		43,901.13		379,125.65		379,125.65
11J Electronic Products Recycling	729,622.46			22,642.87	706,979.59		706,979.59
11P Large On-Site Sewage Systems							
11V Veteran Estate Management	(4,098.13)		30,703.61	38,423.02	(11,817.54)	191.84	(11,625.70)
126 Agricultural Local	18,032,689.62		2,911,410.35	2,487,594.46	18,456,505.51	156,965.00	18,613,470.51
128 Grain Inspection Revolving	758,348.79		1,528,706.88	1,225,560.30	1,061,495.37	5,424.91	1,066,920.28
12E Assisted Living Facility Management	461,970.73			(24.66)	461,995.39		461,995.39
12F Manufactured/Mobile Home Dispute Resol	2,496,352.43		45,325.50	41,638.66	2,500,039.27		2,500,039.27
12G Rockfish Research	390,301.61		43,685.05	2,434.96	431,551.70	38.50	431,590.20
12H Uniformed Service Shared Leave Pool	830,081.25		6,697.86	(8,372.28)	845,151.39		845,151.39
12N Get Ready For Math & Science Schlarshp	192,019.08		3,659.68		195,678.76		195,678.76
133 Children's Trust	466,543.58		2,968.23		469,511.81		469,511.81
14E Washington State Library Operations	3,049,346.69		674,528.83	650,691.07	3,073,184.45	11,366.91	3,084,551.36
14W Reduced Cigarette Ignition Propensity	647,595.79		726.40	2,442.37	645,879.82	48.43	645,928.25
15A Transitional Housing Oper & Rent	0.41				0.41		0.41
15T Broadband Mapping							
15V Funeral and Cemetery	400,282.75		22,325.08	106,607.61	316,000.22	5,392.07	321,392.29
15W Guaranteed Asset Protection Waiver	19,750.00				19,750.00		19,750.00
163 Worker and Community Right to Know	1,586,628.60		175,503.02	167,659.02	1,594,472.60	1,726.72	1,596,199.32
169 Horse Racing Commission Operating	782,543.89		213,220.58	336,837.39	658,927.08	724.50	659,651.58
16B Landscape Architects' License	249,608.95		16,050.00	46,810.65	218,848.30		218,848.30
16E Spec Forest Products Outreach/Education	71,223.22		133.10		71,356.32		71,356.32
16G Universal Vaccine Purchase	6,568,234.61		8,109,511.89	5,357,315.01	9,320,431.49	1,579,074.00	10,899,505.49
16L Accessible Communities	580,061.20		11,686.58	4,767.30	586,980.48		586,980.48
16N Disabled Veterans Assistance							
16T Product Stewardship Programs	319,389.62			2,938.09	316,451.53		316,451.53
17L Foreclosure Fairness	586,169.29		12,988.27	20,972.22	578,185.34		578,185.34

RECEIPTS AND DISBURSEMENTS FOR TREASURER'S TRUST FUNDS

	July 1, 2020		July 2020		July 31, 2020		
	Beginning Book Balance	Plus Receipts	Less Disbursements	Ending Book Balance	Outstanding Warrants	Ending Cash Balance	
SPECIAL REVENUE FUNDS (Continued)							
17M Individual-Based/Portable Background Check Clearance	\$ 661,966.51	\$ 17,892.00	\$ 1,827.92	\$ 678,030.59	\$ 96.00	\$ 678,126.59	
17V Volunteer Firefighters	5,873.00	2,900.34	3,196.67	5,576.67		5,576.67	
180 Local Government Administrative Hearings	261,419.10	5,594.38	5,462.24	261,551.24		261,551.24	
189 Clarke-McNary							
18A Investing In Innovation	34,347.09			34,347.09		34,347.09	
18E Educator Certification Processing	2,310,282.70	231,142.99	256,282.20	2,285,143.49	1,554.00	2,286,697.49	
18M Music Matters Awareness	6,769.00	4,349.34	4,974.68	6,143.66		6,143.66	
18N Damage Prevention	132,471.00	500.00		132,971.00		132,971.00	
18R Seattle Sounders FC	7,049.93	3,838.32	4,692.32	6,195.93		6,195.93	
190 Forest Fire Protection Assessment	8,363,786.32	(482,360.70)	(1,142,168.85)	9,023,594.47	3,700.30	9,027,294.77	
193 State Forest Nursery Revolving	435,455.81	(122,174.66)	(940,881.11)	1,254,162.26	34,704.38	1,288,866.64	
195 Energy	217.65	0.24		217.89		217.89	
197 Statute Law Committee Publications	826,000.74	962.60	1,839.72	825,123.62	60.30	825,183.92	
198 Access Road Revolving	8,722,085.56	(503,611.07)	(39,861.52)	8,258,336.01	19,621.09	8,277,957.10	
19B School for the Blind	2,861,773.41	115,309.36	182,042.83	2,795,039.94		2,795,039.94	
19E 4-H Program	224.00	168.00	224.00	168.00		168.00	
19F Seattle Seahawks	216,680.31	(135,272.08)	28,356.42	53,051.81		53,051.81	
19H Center for Deaf/Hard of Hearing Youth	1,187,928.13	61,882.60		1,249,810.73		1,249,810.73	
19M Seattle University	37,188.68	616.00		37,804.68		37,804.68	
19P Child Rescue	13,027.08	2,835.56		15,862.64		15,862.64	
19R Residential Services and Support	95,330.66		(678.27)	96,008.93		96,008.93	
19W Wolf-Livestock Conflict	287,515.38		21,855.00	265,660.38	1,470.00	267,130.38	
205 Mobile Home Park Relocation	2,579,640.61	94,720.29	21,440.18	2,652,920.72	112.50	2,653,033.22	
206 Cost of Supervision	900,258.77	171,635.01	17,505.63	1,054,388.15	141.05	1,054,529.20	
209 Regional Fisheries Enhancement Group	1,355,148.97	116,016.84	99,209.53	1,371,956.28	43.92	1,372,000.20	
20A State Flower	2,604.01	1,796.68	2,009.01	2,391.68		2,391.68	
20D CPA Scholarship Transfer	200,000.00			200,000.00		200,000.00	
20E WA Internet Crimes Against Children	1,435,457.54		441,643.70	993,813.84		993,813.84	
20G Washington Farmers and Ranchers	807.33	268.33	270.66	805.00	550.66	1,355.66	
20K Licensing & Enforcement System Modernization							
20P Nursing Facility Quality Enhancement	3,184,263.29		(1,401.96)	3,185,665.25		3,185,665.25	
20W Washington Tennis	7,194.76	168.00		7,362.76		7,362.76	
210 Fire Protection Contractor License	570,227.02	2,582.82	38,401.17	534,408.67		534,408.67	
213 Veterans' Emblem	16,242.44	287.00		16,529.44		16,529.44	
214 Temporary Worker Housing	210,781.78	1,380.00	19,454.82	192,706.96		192,706.96	
219 Air Operating Permit	2,593,155.94		77,372.34	2,515,783.60		2,515,783.60	
21A Washington State Wrestling	532.00	597.33	504.00	625.33		625.33	
21C Washington Sexual Assault Kit	973,254.97	1,365.78		974,620.75		974,620.75	
21F Fred Hutch	506.34	296.33	506.34	296.33		296.33	

RECEIPTS AND DISBURSEMENTS FOR TREASURER'S TRUST FUNDS

	July 1, 2020		July 2020		July 31, 2020		
	Beginning Book Balance	Plus Receipts	Less Disbursements	Ending Book Balance	Outstanding Warrants	Ending Cash Balance	
SPECIAL REVENUE FUNDS (Continued)							
21G Washington State Aviation	\$ 77,313.51	\$ 2,706.67	\$ 3,139.40	\$ 76,880.78	\$	\$ 76,880.78	
21N NE WA Wolf-Livestock Management	336,061.34	419.93	34,579.21	301,902.06	301,902.06	
21Q Forest Health Revolving	15,876,592.45	(305,416.13)	(626,654.19)	16,197,830.51	1,997.61	16,199,828.12	
21U Veteran's In-State Service Shared Leave Pool	111,095.11	111,095.11	111,095.11	
21W K-12 Criminal Background Check	216,920.29	186,656.00	62,508.12	341,068.17	341,068.17	
225 Fingerprint Identification	3,318,599.65	767,716.82	701,703.38	3,384,613.09	16,860.28	3,401,473.37	
22G Photovoltaic Module Recycling	12,969.56	12,969.56	12,969.56	
22H Foster Parent Shared Leave Pool	23,873.75	(360.54)	24,234.29	24,234.29	
22K Watershed Restoration Enhancement	251,800.00	76,650.00	328,450.00	328,450.00	
22L Public Use General Aviation Airport Loan Revolving	4,600,506.43	1,808.85	4,598,697.58	4,598,697.58	
22N Fish and Wildlife Federal Lands Revolving	
22P Natural Resources Federal Lands Revolving	1,877,168.50	(43,908.37)	(468,655.54)	2,301,915.67	2,301,915.67	
22Q Seattle Mariners	32,627.02	(29,974.02)	2,653.00	2,653.00	
23A Student Loan Advocate	175,000.00	175,000.00	175,000.00	
23C Department of Licensing Tuition Recovery	77,600.36	81.25	77,681.61	77,681.61	
23D Student Achievement Council Tuition Recovery Trust	
23K Smoke Detection Device Awareness	36,533.32	36,533.32	36,533.32	
23M County Road Administration Board Emergency Loan	510,442.77	575.43	511,018.20	511,018.20	
23U Compostable Products Revolving	
24C San Juan Islands Programs	15,603.01	1,416.35	17,019.36	17,019.36	
24D Seattle Storm	1,316.00	28.00	1,344.00	1,344.00	
24E Washington State Library-Archives Building	3,378,149.67	453,310.50	3,831,460.17	3,831,460.17	
24G Hemp Regulatory	371,774.18	13,294.72	9,189.58	375,879.32	400.00	376,279.32	
24S Seattle NHL Hockey	
24T State Firearms Background Check System	8,951,000.00	8,951,000.00	8,951,000.00	
259 Coastal Crab	107,936.90	1,172.50	700.00	108,409.40	108,409.40	
25A Washington Apples	
274 Adult Family Home	856,080.64	(3,855.70)	(5,610.72)	857,835.66	857,835.66	
281 Impaired Driving Safety	289,011.83	127,008.00	489,500.00	(73,480.17)	(73,480.17)	
283 Juvenile Accountability Incentive	309,163.63	348.53	309,512.16	309,512.16	
297 Pipeline Safety	3,575,064.40	679,586.67	170,344.03	4,084,307.04	548.00	4,084,855.04	
298 Geologists'	219,414.92	24,210.00	78,212.72	165,412.20	1,897.33	167,309.53	
300 Financial Services Regulation	22,648,800.45	1,290,202.55	3,517,352.60	20,421,650.40	52,201.47	20,473,851.87	
320 Puget Sound Crab Pot Buoy Tag	83,091.89	200.00	82,891.89	82,891.89	
328 Crim Justice Training Commis Firing Range Maintenance	161,426.00	161,426.00	161,426.00	
416 Surplus and Donated Food Commodities Revolving	4,783,239.79	383,736.26	193,391.40	4,973,584.65	4,973,584.65	
424 Anti-Trust Revolving	959,698.81	2,607.61	214,247.96	748,058.46	748,058.46	
474 School Employees Flexible & Dependent Care Administration	28,688.45	64,662.40	9,869.55	83,481.30	83,481.30	
480 Financial Education Public-Private Partnership	68,518.38	8,464.49	76,982.87	76,982.87	

RECEIPTS AND DISBURSEMENTS FOR TREASURER'S TRUST FUNDS

	July 1, 2020		July 2020		July 31, 2020	
	Beginning Book Balance	Plus Receipts	Less Disbursements	Ending Book Balance	Outstanding Warrants	Ending Cash Balance
SPECIAL REVENUE FUNDS (Continued)						
485 Horse Racing Owners' Bonus/Breeder Awards	\$ 116,970.44	\$ 61,989.81	\$	\$ 178,960.25	\$ 1,338.21	\$ 180,298.46
495 Toll Collection	26,293,967.55	11,271,441.90	11,880,034.77	25,685,374.68	41,532.80	25,726,907.48
496 Educator Conditional Scholarship	4,577,919.15	2,207,469.13	912,954.05	5,872,434.23	12,000.00	5,884,434.23
497 Horse Racing Commission Class C Purse Fund	84,202.99	4,228.41	88,431.40	88,431.40
498 Washington State Council of Fire Fighters Benevolent	18,956.73	12,765.68	15,239.03	16,483.38	16,483.38
499 Law Enforcement Memorial	51,065.74	24,663.15	28,131.76	47,597.13	47,597.13
501 Liquor Revolving	5,413,113.01	59,534,113.72	3,672,221.00	61,275,005.73	102,747.10	61,377,752.83
503 Tuition Recovery	4,114,047.69	6,191.06	105,759.02	4,014,479.73	100,230.75	4,114,710.48
515 DNA Data Base	442,545.03	39,925.28	23,692.95	458,777.36	458,777.36
516 Fruit and Vegetable Inspection	8,764,778.57	2,885,576.96	2,101,468.93	9,548,886.60	3,874.81	9,552,761.41
536 Federal Food Service Revolving	2,377,697.77	(47,492,374.19)	3,014,753.49	(48,129,429.91)	91,782.20	(48,037,647.71)
553 Performance Audits of Government	6,445,945.57	1,932,231.12	1,425,034.04	6,953,142.65	7,537.19	6,960,679.84
561 Community Technical College Innovation	1,902,864.26	178,836.70	1,022,760.99	1,058,939.97	1,058,939.97
687 Rural Rehabilitation	118,440.73	133.52	7,500.00	111,074.25	111,074.25
688 Federal Local Rail Service Assistance	81,741.91	84.44	81,826.35	81,826.35
731 Child Care Facility Revolving	1,566,939.66	2,826.25	1,569,765.91	1,569,765.91
732 Nursing Home Civil Penalties	1,608,444.78	(2,455.30)	1,610,900.08	1,610,900.08
746 Hanford Area Economic Investment	9,335.70	4,968.00	14,303.70	14,303.70
749 Governor's Interagency Committee of State Employed Women	132,076.15	1,790.10	130,286.05	130,286.05
761 Basic Health Plan Subscription	250,744.09	250,744.09	250,744.09
763 Center for the Improvement of Student Learning	35,600.68	35,600.68	35,600.68
773 Commission on Higher Ed Prof Student Ex Program	51,200.00	51,200.00	51,200.00
774 University of Washington License Plate	4,937.33	20,682.66	25,619.99	25,619.99
776 Washington State University License Plate	53,073.93	46,792.64	99,866.57	99,866.57
778 Western Washington University License Plate	28.00	1,600.66	1,628.66	1,628.66
779 Eastern Washington University License Plate	77,362.46	2,676.34	80,038.80	80,038.80
780 School Zone Safety Account	1,470,442.10	12,186.26	4,061.77	1,478,566.59	3,280.52	1,481,847.11
783 Central Washington University License Plate	1,213.32	1,182.99	28.00	2,368.31	2,368.31
784 Miscellaneous Transportation Programs	(11,738,988.26)	23,786,615.24	33,941,373.49	(21,893,746.51)	1,407,130.52	(20,486,615.99)
786 The Evergreen State College License Plate	14,299.71	462.00	14,761.71	14,761.71
789 Advanced Environmental Mitigation Revolving	5,491,058.90	9,630.37	5,500,689.27	5,500,689.27
816 Stadium and Exhibition Center	55,027,575.26	8,822,838.09	63,850,413.35	63,850,413.35
821 Impaired Physician	275,346.49	139,332.00	(150.00)	414,828.49	400.00	415,228.49
823 Livestock Nutrient Management	23,221.51	700.00	23,921.51	23,921.51
833 Developmental Disabilities Endowment Trust	2,651,416.37	608,035.99	903,135.26	2,356,317.10	2,356,317.10
834 Capitol Furnishings Preservation Committee	22,150.32	2,581.42	24,731.74	24,731.74
878 Federal Forest Revolving	4,610.02	5.19	4,615.21	4,615.21
880 Advance Right-of-Way Revolving	30,829,880.95	497,668.85	2,319.17	31,325,230.63	31,325,230.63
884 Gambling Revolving	15,391,208.57	1,057,812.96	1,075,464.73	15,373,556.80	2,493.19	15,376,049.99

RECEIPTS AND DISBURSEMENTS FOR TREASURER'S TRUST FUNDS

	July 1, 2020	July 2020		July 31, 2020		
	Beginning Book Balance	Plus Receipts	Less Disbursements	Ending Book Balance	Outstanding Warrants	Ending Cash Balance
SPECIAL REVENUE FUNDS (Continued)						
885 Plumbing Certificate	\$ 1,213,544.05	\$ 63,333.54	\$ 83,650.46	\$ 1,193,227.13	\$ 72.93	\$ 1,193,300.06
892 Pressure Systems Safety	\$268,381.81	117,064.57	164,849.83	220,596.55	1,591.56	222,188.11
TOTAL SPECIAL REVENUE FUNDS	\$ 331,967,703.82	\$ 92,454,285.94	\$ 72,047,984.15	\$ 352,374,005.61	\$ 3,812,560.95	\$ 356,186,566.56
CAPITAL PROJECTS FUNDS						
366 Watershed Restoration Enhancement Bond	\$ 3,012,477.55	\$ 6,002,058.05	\$ 415,873.40	\$ 8,598,662.20	\$ 17,603.86	\$ 8,616,266.06
377 Watershed Restoration Enhancement Taxable Bond
TOTAL CAPITAL PROJECTS FUNDS	\$ 3,012,477.55	\$ 6,002,058.05	\$ 415,873.40	\$ 8,598,662.20	\$ 17,603.86	\$ 8,616,266.06
PERMANENT FUNDS						
842 American Indian Scholarship Endowment	\$ 306,325.38	\$ 345.38	\$	\$ 306,670.76	\$	\$ 306,670.76
852 Foster Care Scholarship Endowment	\$3,834.11	4.32	3,838.43	3,838.43
TOTAL PERMANENT FUNDS	\$ 310,159.49	\$ 349.70	\$	\$ 310,509.19	\$	\$ 310,509.19
ENTERPRISE FUNDS						
22E Family and Medical Leave Enforcement	\$ 403,223.34	\$ 701.60	\$	\$ 403,924.94	\$	\$ 403,924.94
22F Family and Medical Leave Insurance	454,155,447.51	42,945,599.07	59,030,191.22	438,070,855.36	112.85	438,070,968.21
413 Municipal Revolving	1,723,950.55	2,926,408.19	2,702,729.75	1,947,628.99	1,513.89	1,949,142.88
438 Uniform Dental Plan Benefits Administration	18,363.93	1,094,553.00	1,112,916.93	1,112,916.93
439 Uniform Medical Plan Benefits Administration	4,978,454.34	5,534,270.00	5,374,234.76	5,138,489.58	5,138,489.58
442 Legislative Gift Center	115,509.20	(2,312.72)	113,196.48	113,196.48
445 Self-Insured Emplry Overpymt Reimb	178,657.71	615.70	11,176.08	168,097.33	74,082.88	242,180.21
446 Industrial Insurance Rainy Day Fund
449 Certificates of Participation and Other Financing - Local	215,538.50	64,377,969.14	64,225,195.06	368,312.58	5,000.00	373,312.58
456 Separately Managed State Treasurer's Service	62,309.78	3,665.16	5,289.84	60,685.10	60,685.10
463 Washington College Savings Program	(448,877.56)	96,763.38	88,455.36	(440,569.54)	1,708.32	(438,861.22)
470 Imaging	131,344.62	1,419.80	32,584.42	100,180.00	100,180.00
473 School Employees Insurance Reserve	35,282,693.38	39,778.14	35,322,471.52	35,322,471.52
475 School Employees Dental Benefits Administration	(91,532.20)	474,869.00	383,336.80	383,336.80
477 Lottery Investment
493 School Employees' Insurance	82,560,318.07	144,361,117.76	235,279,734.09	(8,358,298.26)	312,918.25	(8,045,380.01)
494 School Employees' Benefits Board Administration	622,122.84	2,373,504.00	1,608,268.98	1,387,357.86	1,387,357.86
543 Judicial Information Systems	4,323,807.01	3,083,332.96	1,633,062.15	5,774,077.82	4,698.59	5,778,776.41
544 Pollution Liability Insurance Program Trust	34,812,822.57	1,952,218.76	3,314,873.53	33,450,167.80	40.60	33,450,208.40
545 Heating Oil Pollution Liability Trust	1,961,840.79	37,620.02	66,981.05	1,932,479.76	7,517.40	1,939,997.16
567 Long-Term Services and Supports Trust	818,086.66	15,709,946.87	256,016.50	16,272,017.03	16,272,017.03
721 Public Employees' and Retirees' Insurance	236,195,712.12	181,527,479.15	203,660,101.19	214,063,090.08	2,799,552.29	216,862,642.37
730 Public Employees' and Retirees' Insurance Reserve	171,192,258.98	192,986.91	171,385,245.89	171,385,245.89

RECEIPTS AND DISBURSEMENTS FOR TREASURER'S TRUST FUNDS

		July 1, 2020	July 2020		July 31, 2020		
		Beginning Book Balance	Plus Receipts	Less Disbursements	Ending Book Balance	Outstanding Warrants	Ending Cash Balance
ENTERPRISE FUNDS (Continued)							
788	Advanced College Tuition Payment Program	\$ 5,618,493.59	\$ 16,675,876.77	\$ 6,338,740.97	\$ 15,955,629.39	\$ 1,238,875.64	\$ 17,194,505.03
TOTAL ENTERPRISE FUNDS		\$ 1,034,830,545.73	\$ 483,408,382.66	\$ 583,627,634.95	\$ 934,611,293.44	\$ 4,446,020.71	\$ 939,057,314.15
INTERNAL SERVICE FUNDS							
411	Natural Resources Equipment	\$ 6,496,754.34	\$ (549,000.81)	\$ (2,371,822.46)	\$ 8,319,575.99	\$ 96,805.86	\$ 8,416,381.85
421	Education Technology Revolving Fund	5,517,101.56	123,625.00	831,700.49	4,809,026.07	2,253.74	4,811,279.81
422	General Administration Services	(89,722,103.50)	39,373,658.83	79,589,164.71	(129,937,609.38)	2,544,283.62	(127,393,325.76)
436	OFM Labor Relations Service	1,666,502.64	14,443.07	353,318.89	1,327,626.82	1,327,626.82
444	Fish & Wildlife Equipment	489,228.31	116,144.20	137,368.92	468,003.59	617.51	468,621.10
453	Minority and Women's Business Enterprises	1,108,012.60	717,653.15	252,266.35	1,573,399.40	343.79	1,573,743.19
458	Consolidated Technology Services Revolving	34,283,049.43	11,790,903.90	14,920,441.81	31,153,511.52	287,531.31	31,441,042.83
461	Shared Information Technology System Revolving
466	Statewide Info Tech System Development Revolving	38,513.56	(30,778.51)	743,012.48	(735,277.43)	(735,277.43)
471	State Patrol Nonappropriated Airplane Revolving	169,151.96	81,720.00	47,578.72	203,293.24	932.88	204,226.12
472	Statewide Info Tech System Maintenance & Operations Revolving	14,256,026.33	(108,232.02)	2,462,776.21	11,685,018.10	178,706.35	11,863,724.45
546	Risk Management	1,326,203.22	5,710,289.08	11,735,809.55	(4,699,317.25)	3,295.00	(4,696,022.25)
547	Liability	(188,207,398.22)	1,439,610.18	17,736,739.95	(204,504,527.99)	867,489.90	(203,637,038.09)
739	Certificates of Participation and Other Financing - State	\$598,804.90	127,261,321.07	127,202,723.62	657,402.35	4,495.00	661,897.35
TOTAL INTERNAL SERVICE FUNDS		\$ -211,980,152.87	\$ 185,941,357.14	\$ 253,641,079.24	\$ -279,679,874.97	\$ 3,986,754.96	\$ (275,693,120.01)
PRIVATE PURPOSE FUNDS							
196	Unclaimed Personal Property	\$ 621,010.99	\$ 4,414,555.05	\$ 4,161,897.74	\$ 873,668.30	\$ 4,581,840.16	\$ 5,455,508.46
738	Department of Social and Health Services Trust	53,654.52	53,654.52	53,654.52
799	WA Achieving a Better Life Experience Program	\$6,330.42	7.13	6,337.55	6,337.55
TOTAL PRIVATE PURPOSE FUNDS		\$ 680,995.93	\$ 4,414,562.18	\$ 4,161,897.74	\$ 933,660.37	\$ 4,581,840.16	\$ 5,515,500.53
PENSION TRUST FUNDS							
838	LEOFF Retirement System Benefits Improvement	\$ 0.65	\$	\$	\$ 0.65	\$	\$ 0.65
TOTAL PENSION TRUST FUNDS		\$ 0.65	\$	\$	\$ 0.65	\$	\$ 0.65
AGENCY FUNDS							
165	Salary Reduction	\$ 3,284,021.54	\$ 2,853,196.23	\$ 3,016,122.70	\$ 3,121,095.07	\$ 360.00	\$ 3,121,455.07
16C	Real Estate/Property Tax Admin Assistance	59,747.50	67,642.50	59,560.00	67,830.00	67,830.00
17A	County Enhanced 911 Excise Tax	6,379,290.17	(196,352.07)	6,575,642.24	6,575,642.24
525	Washington State Combined Fund Drive	1,109,498.00	276,605.00	179,221.55	1,206,881.45	189,603.66	1,396,485.11
660	Natural Resources Deposit	35,980,212.74	25,759,084.64	30,969,487.42	30,769,809.96	230,527.49	31,000,337.45
734	Centennial Document Preservation and Modernization	3,472,367.42	375,118.00	3,472,367.42	375,118.00	375,118.00
737	High Occupancy Vehicle
757	Maritime Historic Restoration and Preservation	31,483.88	4,396.99	20,080.64	15,800.23	15,800.23
797	Local Tourism Promotion	791,027.46	78,928.43	712,099.03	712,099.03

RECEIPTS AND DISBURSEMENTS FOR TREASURER'S TRUST FUNDS

	July 1, 2020	July 2020		July 31, 2020		
	Beginning Book Balance	Plus Receipts	Less Disbursements	Ending Book Balance	Outstanding Warrants	Ending Cash Balance
AGENCY FUNDS (Continued)						
802 School Employees Salary Reduction	\$ 315,437.13	\$ 1,763,382.70	\$ 1,935,726.54	\$ 143,093.29	\$	\$ 143,093.29
TOTAL AGENCY FUNDS	\$ 51,423,085.84	\$ 31,099,426.06	\$ 39,535,142.63	\$ 42,987,369.27	\$ 420,491.15	\$ 43,407,860.42
TOTAL TREASURER'S TRUST FUNDS	\$ 1,295,373,374.99	\$ 851,381,679.37	\$ 969,557,656.84	\$ 1,177,197,397.52	\$ 20,346,359.78	\$ 1,197,543,757.30

INVESTMENT STATEMENT

INVESTMENT STATEMENT

Fund / Account	July 1, 2020	Purchased	Maturities & Sales	Amortization	July 31, 2020
Treasury & Treasurer's Trust					
Investments (trade date basis)	\$ 10,435,933,569.31	\$ 4,545,541,654.07	\$ 5,117,458,653.35	\$ 138,961.67	\$ 9,864,155,531.70
Reverse Repurchase Agreements
Purchased Accrued Interest	40,202.80	841.67	39,361.13
Total Treasury & Treasurer's Trust	\$ 10,435,973,772.11	\$ 4,545,541,654.07	\$ 5,117,459,495.02	\$ 138,961.67	\$ 9,864,194,892.83
Local Government Investment Pool					
Investments (trade date basis)	\$ 23,667,228,546.68	\$ 35,163,346,759.10	\$ 36,095,617,833.78	\$ 4,044,926.97	\$ 22,739,002,398.97
Reverse Repurchase Agreements
Purchased Accrued Interest	228,298.25	228,298.25
Total Local Government Investment Pool	\$ 23,667,228,546.68	\$ 35,163,575,057.35	\$ 36,095,846,132.03	\$ 4,044,926.97	\$ 22,739,002,398.97
Separately Managed Accounts					
Investments (trade date basis)	\$ 410,812,790.76	\$ 38,905,300.93	\$ 38,066,790.14	\$ 27,293.76	\$ 411,678,595.31
Purchased Accrued Interest	5,706.52	5,706.52
Total Separately Managed Accounts	\$ 410,818,497.28	\$ 38,905,300.93	\$ 38,066,790.14	\$ 27,293.76	\$ 411,684,301.83
Total All Accounts	\$ 34,514,020,816.07	\$ 39,748,022,012.35	\$ 41,251,372,417.19	\$ 4,211,182.40	\$ 33,014,881,593.63

INVESTMENT INTEREST INCOME AND CAPITAL GAINS

INVESTMENT INTEREST INCOME AND CAPITAL GAINS CURRENT MONTH AND FISCAL YEAR TO DATE COMPARISON

Fund / Account	July 2020	July 2019	Fiscal Year 2021	Fiscal Year 2020
Treasury & Treasurer's Trust				
Cash	\$ 11,939,661.01	\$ 20,132,724.59	\$ 11,939,661.01	\$ 20,132,724.59
Custody Bank Fees	(5,262.94)	(5,105.81)	(5,262.94)	(5,105.81)
Other Bank Fees	(11,599.71)	(12,098.28)	(11,599.71)	(12,098.28)
Amortization	138,961.67	1,809,184.97	138,961.67	1,809,184.97
Accrued Interest	(3,356,985.68)	(6,846,468.18)	(3,356,985.68)	(6,846,468.18)
Gains and Losses	2,162,360.49	(9,826.73)	2,162,360.49	(9,826.73)
Total Treasury & Treasurer's Trust	\$ 10,867,134.84	\$ 15,068,410.56	\$ 10,867,134.84	\$ 15,068,410.56
Local Government Investment Pool				
Cash	\$ 3,005,783.03	\$ 20,947,317.15	\$ 3,005,783.03	\$ 20,947,317.15
Amortization	4,044,926.97	15,751,479.40	4,044,926.97	15,751,479.40
Accrued Interest	(1,190,647.28)	(2,991,939.70)	(1,190,647.28)	(2,991,939.70)
Gains and Losses	58,450.19	506,035.09	58,450.19	506,035.09
Total Local Government Investment Pool	\$ 5,918,512.91	\$ 34,212,891.94	\$ 5,918,512.91	\$ 34,212,891.94
Separately Managed Accounts				
Cash	\$ 782,090.99	\$ 594,770.82	\$ 782,090.99	\$ 594,770.82
Amortization	27,293.76	76,852.42	27,293.76	76,852.42
Accrued Interest	(214,836.64)	(217,179.28)	(214,836.64)	(217,179.28)
Gains and Losses	56,419.80	56,419.80
Total Separately Managed Accounts	\$ 650,967.91	\$ 454,443.96	\$ 650,967.91	\$ 454,443.96
Total All Accounts	\$ 17,436,615.66	\$ 49,735,746.46	\$ 17,436,615.66	\$ 49,735,746.46

DUANE A. DAVIDSON
STATE TREASURER
PO BOX 40200
OLYMPIA WA 98504-0200

