

Washington State Treasurer's Monthly Report

July 2022



MIKE PELLICCIOTTI
State Treasurer

In accordance with the Americans with Disabilities Act, this publication will be made available in alternate formats upon request to the Office of the State Treasurer, Legislative Building, 2nd Floor, Olympia, Washington 98504-0200, telephone (360) 902-9000, fax (360) 902-9037 or TTY Users Call: 7-1-1. Web Site: <http://tre.wa.gov>.

Cover photo taken by Treasurer's Office staff.

TABLE OF CONTENTS

	<i>Page</i>
State Treasurer’s Letter	1
Investment Income Distributions	2
General Fund	5
Treasury, Treasurer’s Trust and Local Government Investment Pool Flow Chart.....	6
Treasury & Treasurer’s Trust, Treasury and Treasurer’s Trust Charts	7
General Fund and Local Government Investment Pool Charts	8
Receipts and Disbursements for Treasury Funds.....	9
Receipts and Disbursements for Treasurer’s Trust Funds	22
Investment Statement	32
Investment Interest Income and Capital Gains.....	33



Mike Pellicciotti

State Treasurer

**State of Washington
Office of the Treasurer**

Legislative Building
P.O. Box 40200
Olympia, Washington 98504

(360) 902-9000 · TTY 7-1-1
FAX (360) 902-9037
Home Page <http://tre.wa.gov>



Fellow Washingtonians,

I am pleased to report on the operations of the Office of the State Treasurer for the month of July 2022. At the close of the month, the total of the treasury & treasurer's trust book balances was \$16.9 billion with investment earnings distributed for the month of \$19.7 million.

In the month of July each year, my office reports on the previous fiscal year. During fiscal year 2022, the temporary surplus balances of the 354 treasury funds and 265 trust funds are invested on a daily basis by the State Treasurer and credited to the Treasury Income Account. The State Treasurer distributes the balance of the Treasury Income Account to participating accounts. The amount distributed to each account is based on specific statutory provisions and the ratio of its average daily cash balance to the respective total average daily cash balances of the treasury and treasurer's trust funds.

Total income for fiscal year 2022 of \$90,153,359.86 was distributed to participating treasury funds and \$9,131,020.33 was distributed to participating treasurer's trust funds.

Sincerely,

A handwritten signature in blue ink that reads "Mike Pellicciotti". The signature is fluid and cursive, written over a white background.

Mike Pellicciotti
Washington State Treasurer

INVESTMENT INCOME DISTRIBUTIONS

Investment Income – Treasury Funds and Accounts

Fund / Account	Amount Distributed	Fund / Account	Amount Distributed
001 General (See Summary of Distributions on page 3).....	\$ 39,283,635.87	109 Puget Sound Ferry Operations	(46,148.13)
01L Higher Education Construction.....	0.08	11B Regional Mobility Grant Program	279,450.27
01T Local Leasehold Excise Tax	14,454.51	11E Freight Mobility Multimodal	41,801.22
025 Pilotage	(2,580.21)	110 Special Wildlife	34,023.01
027 Reclamation	27,885.54	113 Common School Construction	203,588.10
02M Essential Rail Assistance.....	3,126.70	12T Traumatic Brain Injury	7,428.48
03L County Criminal Justice Assistance	27,747.95	125 Site Closure.....	180,084.31
03M Municipal Criminal Justice Assistance.....	6,594.45	14B Budget Stabilization.....	186,736.99
031 State Investment Board Expense.....	39,556.46	144 Transportation Improvement.....	129,314.88
036 Capitol Building Construction.....	8,171.98	15H Cleanup Settlement.....	292,609.66
039 Aeronautics	18,491.68	150 Low-Income Weatherization Assistance.....	7,816.49
04B Natural Resources Real Property Replacement.....	35,065.84	153 Rural Mobility Grant Program.....	36,178.42
04L Public Health Services	0.01	16J SR 520 Corridor.....	516,981.30
04R Drinking Water Assistance.....	620,127.60	16P Marine Resources Stewardship Trust.....	123.74
041 Resource Management Cost.....	76,045.17	16W Hospital Safety Net Assessment.....	328,855.98
042 Charitable, Educational, Penal, and Reformatory Institutions ...	22,481.64	17P SR520 Civil Penalties	38,163.73
05R Drinking Water Assistance Administrative	19,982.58	186 County Arterial Preservation	7,949.36
056 State Higher Education Construction	12.44	18B Columbia River Basin Tax Bond Water Supply Development..	6,307.93
06G Real Estate Appraiser Commission	3,341.23	18J Capital Vessel Replacement	202,010.94
061 Eastern Washington University Capital Projects.....	31,885.34	20H Connecting Washington.....	1,841,311.06
062 Washington State University Building.....	127,912.37	20J Electric Vehicle Charging Infrastructure	70,321.12
063 Central Washington University Capital Projects	31,270.29	20M Puget Sound Taxpayer Accountability.....	14,090.14
064 University of Washington Building.....	31,494.68	20N Transportation Future Funding Program.....	29,219.39
065 Western Washington University Capital Projects	37,146.08	20T PLIA Underground Storage Tank Revolving.....	91,409.95
066 The Evergreen State College Capital Projects.....	16,413.93	201 Department of Licensing Services	19,316.62
08A Education Legacy Trust	4,205,324.27	204 Volunteer Fire Fighters' & Reserve Officers' Administrative ...	19,436.15
08M Small City Pavement and Sidewalk	7,229.34	215 Special Category C	55,418.13
080 Grade Crossing Protective.....	1,048.98	218 Multimodal Transportation	2,445,784.20
081 State Patrol Highway.....	110,479.36	22C Early Learning Facilities Revolving	(2,153.77)
082 Motorcycle Safety Education	15,129.76	22D Early Learning Facilities Development.....	(534.53)
087 Park Land Trust Revolving	16,238.06	22J Abandoned Recreational Vehicle Disposal	10,631.06
09E Freight Mobility Investment	52,469.28	22T Statewide Tourism Marketing.....	25,992.53
09H Transportation Partnership.....	(237,002.67)	23G Vulnerable Roadway User Education	50.10
094 Transportation Infrastructure.....	30,489.89	23J Statewide Broadband	138,630.63
096 Highway Infrastructure	10,390.73	23S Puget Sound Gateway Facility	32,085.94
097 Recreational Vehicle	18,233.40	23V Voluntary Cleanup.....	2,060.50
099 Puget Sound Capital Construction.....	446,801.20	24L Ambulance Transport Fund	23,918.30
10P Columbia River Basin Water Supply	18,727.11	24N Fish, Wildlife, and Conservation.....	48,106.62
102 Rural Arterial Trust.....	84,853.89	253 Education Construction.....	112.45
104 State Wildlife	89,162.68	296 Columbia River Basin Water Supply Rev Recovery.....	30,436.89
106 Highway Safety.....	312,056.70	303 Highway Bond Retirement	588,841.92
108 Motor Vehicle	2,352,734.76		

INVESTMENT INCOME DISTRIBUTIONS

Investment Income – Treasury Funds and Accounts (Continued)

Fund / Account	Amount Distributed
304 Ferry Bond Retirement.....	51,256.08
305 Transportation Improvement Board Bond Retirement	26,315.55
319 Public Health Supplemental	15,768.57
347 Washington State University Bond Retirement.....	166,242.61
348 University of Washington Bond Retirement	78,162.91
389 Toll Facility Bond Retirement.....	78,546.38
404 State Treasurer’s Service.....	29,053,928.64
410 Transportation Equipment.....	145,846.73
489 Pension Funding Stabilization.....	88,066.59
500 Perpetual Surveillance and Maintenance.....	244,654.45
507 Oyster Reserve Land.....	2,337.05
511 Tacoma Narrows Toll Bridge.....	86,759.28
535 Alaskan Way Viaduct Replacement Project.....	79,356.54
548 LEOFF System Plan 2 Expense	1,018.72
549 Election.....	27,703.77
550 Transportation 2003	57,984.34
562 Skilled Nursing Facility Safety Net Trust	20,061.55
564 Water Pollution Control Revolving Administration	29,839.30
566 Community Forest Trust	1,017.67
571 Multiuse Roadway Safety	4,598.26
595 I-405 Express Toll Lanes Operations	528,724.02
600 Department of Retirement Systems Expense	100,943.98
603 Millersylvania Park Trust.....	29.00
609 Medical Aid	50,069.70
614 Volunteer Firefighters’ Relief and Pension Principal	50,867.49
615 State Patrol – Plan 1	1,793.13
616 Judges’ Retirement	6,802.96
630 State Patrol - Plan 2	2,212.26
631 Public Employees’ Retirement System Plan 1	21,717.41
632 Teachers’ Retirement System Plan 1.....	17,873.79
633 School Employees’ Retirement System Combined Plan 2 & 3	20,030.14
635 Public Safety Employees’ Retirement System Plan 2	1,984.51
641 Public Employees’ Retirement System Combined Plan 2 & 3	46,360.28
642 Teachers’ Retirement System Combined Plan 2 and 3.....	48,009.14
661 Higher Ed Retirement Plan Supplemental Benefit-UW	147.47
662 Higher Ed Retirement Plan Supplemental Benefit-WSU	23.35
663 Higher Ed Retirement Plan Supplemental Benefit-EWU.....	4.37
664 Higher Ed Retirement Plan Supplemental Benefit-CWU.....	5.34
667 Higher Ed Retirement Plan Supplemental Benefit-WWU.....	6.37
668 Higher Ed Retirement Plan Supplemental Benefit-SBCTC	18.98
689 Rural Washington Loan	7,142.95
722 Deferred Compensation Principal	16,395.00
727 Water Pollution Control Revolving.....	2,158,407.32
729 Judicial Retirement Principal	63.46
785 State Educational Trust Fund	14,436.86
818 Youth Athletic Facility	214,403.79

819 LEOFFS Plan 1 Retirement	2,795.75
825 Tobacco Settlement	8,099.82
828 Tobacco Prevention and Control.....	5,069.91
829 LEOFFS Plan 2 Retirement	11,783.33
851 Development Disabilities Community Trust.....	223,496.18
881 Supplemental Pension.....	22,658.16
882 Washington Judicial Retirement System.....	48,447.48
887 Public Facilities Construction Loan Revolving.....	298,160.57
888 Deferred Compensation Administrative.....	10,703.56
893 Radiation Perpetual Maintenance	1,807.91

**Total Treasury Investment Income,
Fiscal Year 2022.....** **\$ 90,153,359.86**

Summary of Distributions Investment Income to General Fund

The Treasurer distributes the amount credited to the Treasury Income Account at the end of each month. The General Fund is credited with its share of the total income earned from the General Fund balance in addition to all or a portion of the investment income from certain other Treasury accounts.

Following is a summary of the transactions relating to investment income and the General Fund during Fiscal Year 2022.

Treasury Investment Income Received on the General Fund Balance	\$ 16,786,016.70
Treasury Investment Income from Certain Accounts	22,497,619.17
Total Treasury Investment Income to the General Fund	<u>\$ 39,283,635.87</u>

Investment Income – Treasurer’s Trust Funds and Accounts

Fund / Account	Amount Distributed
001 General	\$ 4,795,840.20
03K Industrial Insurance Premium Refund.....	34,134.09
07E Contract Harvesting Revolving.....	32,949.70
07N Produce Railcar Pool.....	0.26
07T Commemorative Works.....	17.50
08B Foster Care Endowed Scholarship Trust.....	82.60
08E Individual Development Account Program.....	10.31
09K Life Sciences Discovery	8,088.12
126 Agricultural Local.....	124,700.08
128 Grain Inspection Revolving	5,051.50
12N Get Ready For Math & Science Scholarship.....	1,248.29
131 Fair.....	14,959.81
133 Children’s Trust.....	2,681.96
14E Washington State Heritage Center	39,745.15
14W Reduced Cigarette Ignition Propensity	4,020.78

INVESTMENT INCOME DISTRIBUTIONS

Investment Income – Treasurer’s Trust Funds and Accounts (Continued)

Fund / Account	Amount Distributed		
16L Accessible Communities	3,862.51	497 Horse Racing Commission Class C Purse Fund.....	752.55
16R Multiagency Permitting Team.....	493.17	503 Tuition Recovery	20,991.57
169 Horse Racing Commission Operating	5,374.33	516 Fruit and Vegetable Inspection	46,531.30
17A County Enhanced 911 Excise Tax	36,958.33	525 Washington State Combined Fund Drive.....	4,744.33
18K 24/7 Sobriety	141.67	561 Community Technical College Innovation	43,056.56
19B School for the Blind	18,424.82	567 Long-Term Services and Supports Trust	79,319.87
19H Center for Childhood Deafness and Hearing Loss	11,847.69	660 Natural Resources Deposit	283,230.84
205 Mobile Home Park Relocation	18,450.63	687 Rural Rehabilitation	303.01
21C Washington Sexual Assault Kit.....	2,995.23	688 Federal Local Rail Service Assistance	464.54
21J Gina Grant Bull Memorial Legislative Page Scholarship.....	269.03	721 Public Employees’ and Retirees’ Insurance	308,936.11
21L Low-Income Home Rehab Revolving Loan Program.....	753.25	730 Public Employees’ and Retirees’ Insurance Reserve	1,008,448.00
21N NE Washington Wolf-Livestock Management.....	1,476.25	731 Child Care Facility Revolving	375.06
21Q Forest Health Revolving	144,585.82	784 Miscellaneous Transportation Programs	(63,128.43)
22F Family and Medical Leave Insurance.....	768,139.45	788 Advanced College Tuition Payment Program.....	30,950.63
22L Public Use General Aviation Airport Loan Revolving.....	34,220.70	789 Advanced Environment Mitigation Revolving	6,289.10
22P Natural Resources Federal Lands Revolving	37,831.74	797 Local Tourism Promotion	8,834.57
23C Department of Licensing Tuition Recovery	394.19	799 Washington Achieving a Better Life Experience Program	177.08
23D Student Achievement Council Tuition Recovery Trust	740.64	816 Stadium and Exhibition Center	8,649.85
23E Washington History Day	467.14	833 Developmental Disabilities Endowment Trust.....	14,435.47
23L Indian Health Improvement Reinvestment.....	53,222.85	838 LEOFF Retirement System Benefits Improvement.....	0.40
23M County Road Administration Board Emergency Loan	10,311.46	842 American Indian Scholarship Endowment.....	1,493.56
24E Washington State Library-Archives Building	65,268.34	852 Foster Care Scholarship Endowment	19.45
25E Rosa Franklin Legislative Internship Program Scholarship	4.03	878 Federal Forest Revolving	2,507.35
26T Washington Student Loan.....	34,536.86	880 Advance Right-of-Way Revolving.....	226,367.39
283 Juvenile Accountability Incentive	1,570.57		
463 Washington College Savings Program	(3,135.07)		
473 SEBB Insurance Reserve.....	293,929.85		
485 Horse Racing Commission Washington Bred Owners’ Bonus....	1,165.35		
493 School Employees’ Reserve.....	316,846.73		
495 Toll Collection	151,360.88		
496 Future Teachers Conditional Scholarship.....	21,231.38		
		Total Treasurer’s Trust Investment Income,	
		Fiscal Year 2022 \$.....	<u>9,131,020.33</u>

GENERAL FUND

CURRENT MONTH AND FISCAL YEAR TO DATE COMPARISON

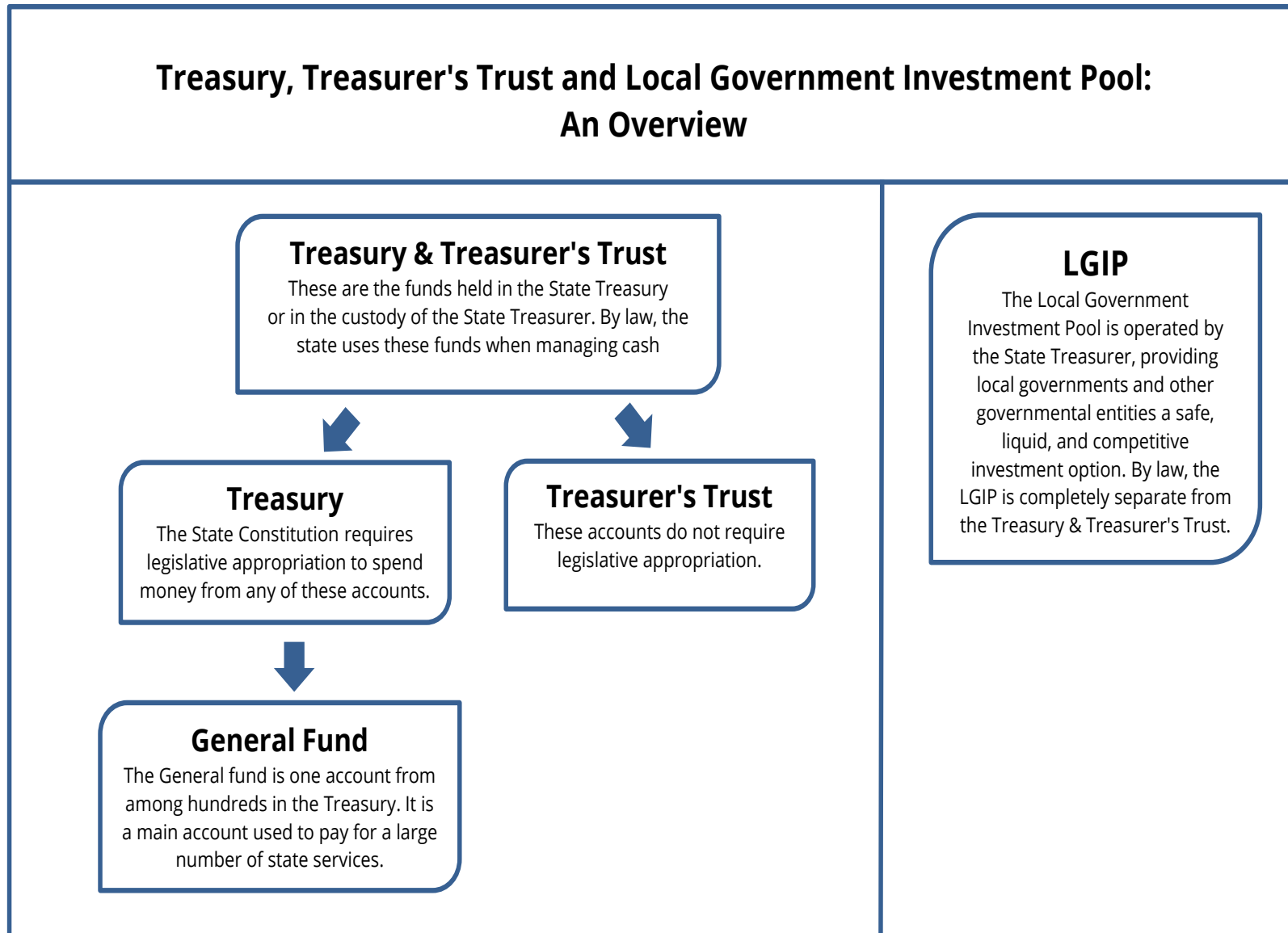
(In Millions)

	Month of July		Fiscal Year to Date	
	2022	2021	2023	2022
Beginning Book Balance	\$ 4,503.455	4,614.636	4,503.455	4,614.636
Cash Revenue	\$ 3,537.228	2,785.518	3,537.228	2,785.518
Other Cash Receipts	798.197	2,462.885	798.197	2,462.885
Total Cash Receipts	4,335.425	5,248.403	4,335.425	5,248.403
Total Cash Disbursements	6,027.136	5,679.113	6,027.136	5,679.113
Ending Book Balance	\$ 2,811.744	4,183.926	2,811.744	4,183.926
Cash Revenue				
Bond Retirement & Interest	\$ (0.135)	\$ (0.184)	\$ (0.135)	\$ (0.184)
Secretary of State	2.898	3.733	2.898	3.733
Department of Revenue:				
Retail Sales Tax	1,217.457	1,112.732	1,217.457	1,112.732
Business & Occupation Tax	507.557	386.854	507.557	386.854
Compensating Tax	78.995	60.887	78.995	60.887
Cigarette Tax	22.913	3.417	22.913	3.417
Public Utility Tax	32.092	35.003	32.092	35.003
Various Other Revenue	94.612	(143.579)	94.612	(143.579)
Insurance Commission	6.191	7.750	6.191	7.750
Liquor and Cannabis Board	3.870	0.065	3.870	0.065
Department of Licensing:				
Excise Tax - Other	0.014	0.017	0.014	0.017
Various Other Revenue	3.410	3.596	3.410	3.596
Department of Social & Health Services	4.560	4.838	4.560	4.838
Universities & Colleges	0.000	0.000	0.000	0.000
Treasurer's Transfers	(45.301)	(57.107)	(45.301)	(57.107)
Counties:				
Property Tax	27.898	49.388	27.898	49.388
Real Estate Excise Tax	172.607	222.193	172.607	222.193
Various Other Revenue	2.931	3.244	2.931	3.244
Federal Grants-In-Aid (All Agencies)	1,223.803	953.913	1,223.803	953.913
Revenues Distributed to Local Governments	(0.333)	(32.528)	(0.333)	(32.528)
Other Agencies' Cash Revenue	181.189	171.286	181.189	171.286
Total Cash Revenue	\$ 3,537.228	\$ 2,785.518	\$ 3,537.228	\$ 2,785.518

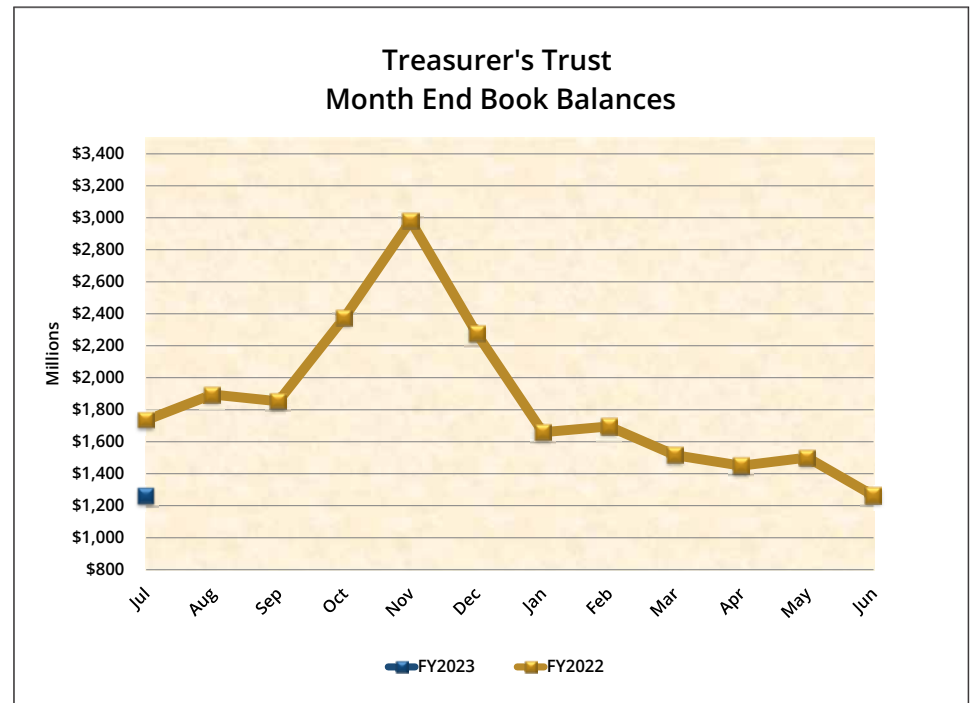
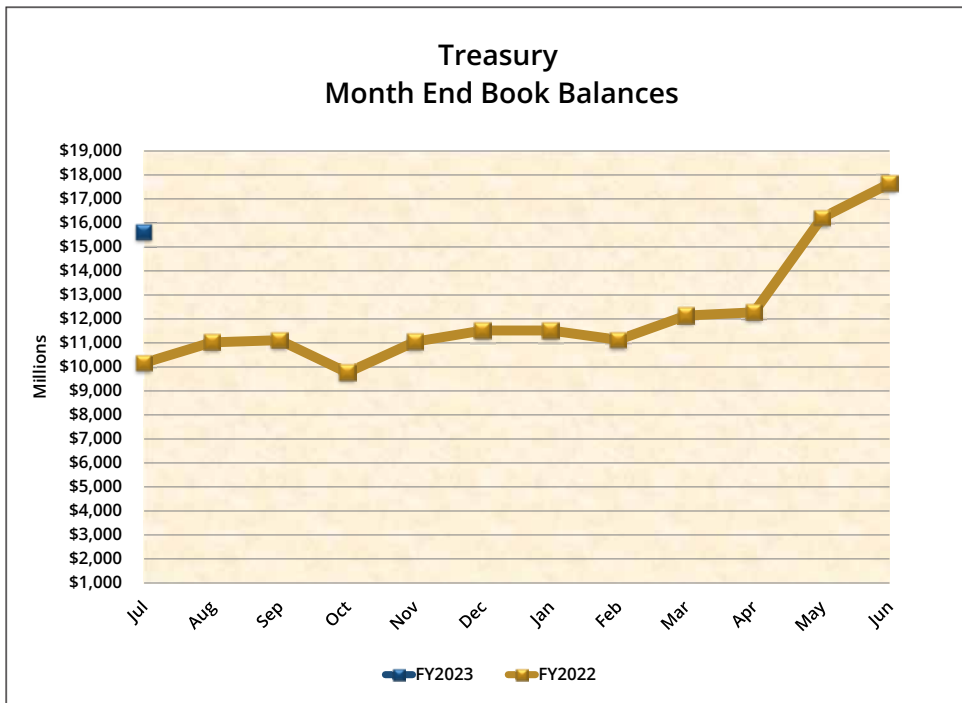
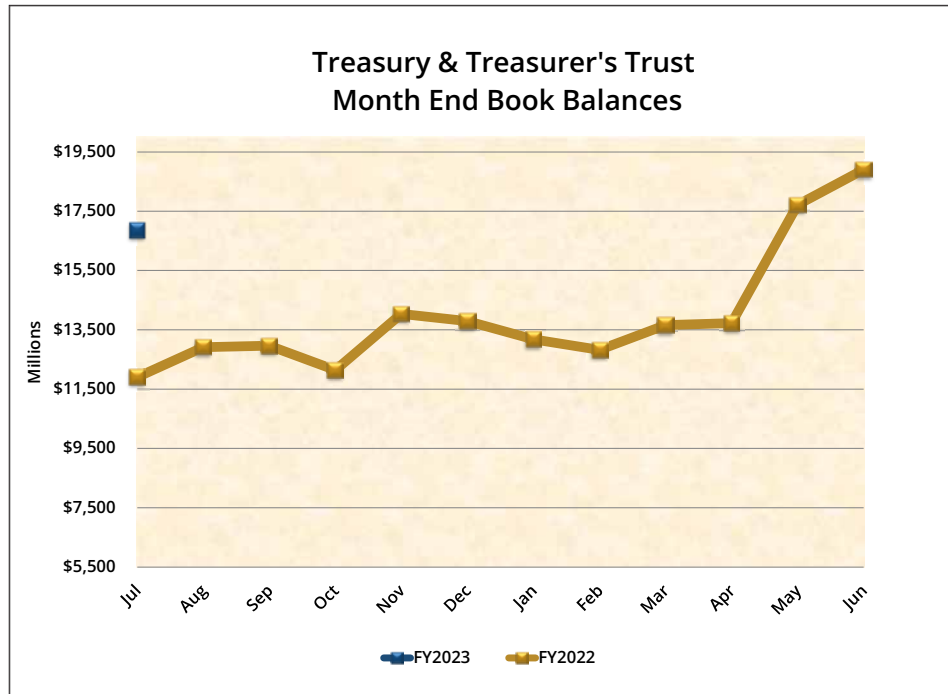
Source: Agency Financial Reporting System (AFRS)

TREASURY, TREASURER'S TRUST AND LGIP FLOW CHART

The State Treasurer is charged with the cash management of public funds, which includes two categories of state funds and accounts: (1) funds and accounts located in the state treasury, which are subject to legislative appropriation; and (2) Treasurer's trust funds, which are accounts placed in the custody of the State Treasurer, and not typically subject to legislative appropriation. Funds within these accounts are commingled for investment and cash management purposes. This flow chart describes the structure of the Treasury and Treasurer's Trust Accounts. Month end balances of these accounts are shown on pages 7 and 8.

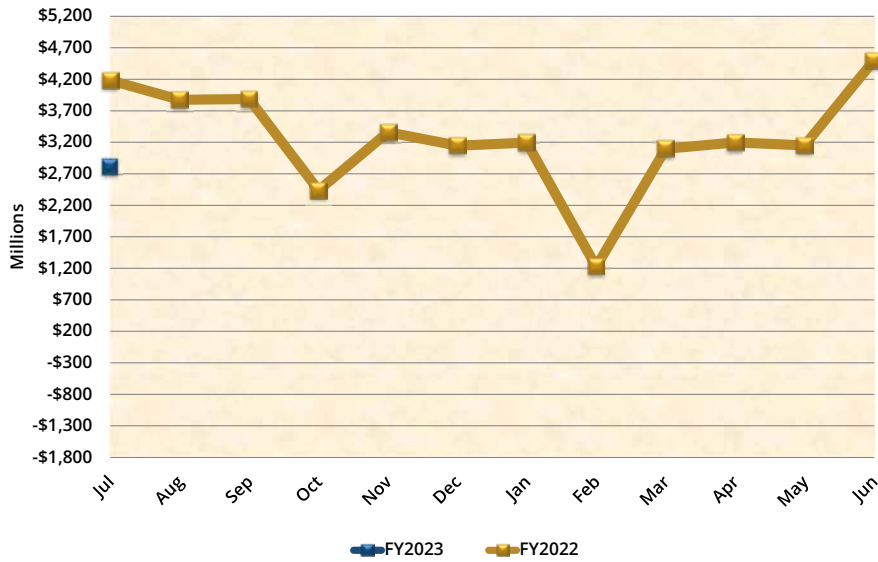


TREASURY & TREASURER'S TRUST, TREASURY AND TREASURER'S TRUST CHARTS



GENERAL FUND AND LOCAL GOVERNMENT INVESTMENT POOL CHARTS

General Fund Month End Book Balances

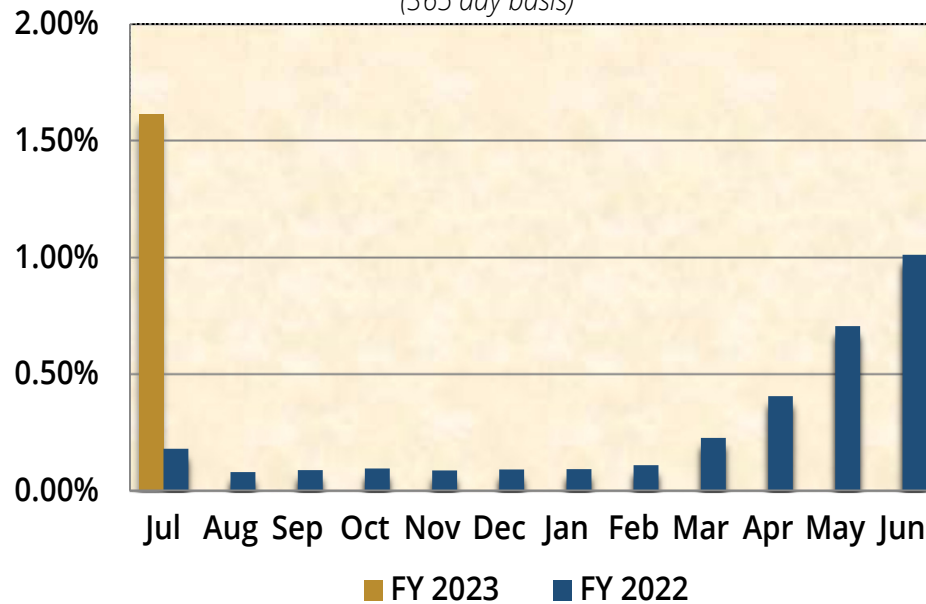


Local Government Investment Pool Month End Book Balances



LGIP Net Yield

(365 day basis)



RECEIPTS AND DISBURSEMENTS FOR TREASURY FUNDS

	July 1, 2022		July 2022		July 31, 2022		
	Beginning Book Balance		Plus Receipts	Less Disbursements	Ending Book Balance	Outstanding Warrants	Ending Cash Balance
GENERAL FUND							
001 General	\$ 4,503,454,865.51	\$	4,335,424,650.78	\$ 6,027,135,549.89	\$ 2,811,743,966.40	\$ 76,346,656.94	\$ 2,888,090,623.34
018 Millersylvania Park Current	5,210.50			5,000.00	210.50		210.50
01E Geothermal	93,783.70				93,783.70		93,783.70
01N Institutional Impact	19,144.72				19,144.72		19,144.72
02P Flood Control Assistance	3,140,027.83		2,000,000.00	121,014.87	5,019,012.96		5,019,012.96
031 State Investment Board Expense	7,124,646.66		2,355,263.95	2,620,223.28	6,859,687.33		6,859,687.33
032 State Emergency Water Projects Revolving	221,616.92				221,616.92		221,616.92
03A Excess Earnings							
03L County Criminal Justice Assistance	2,536,678.03		15,325,454.23	14,954,899.15	2,907,233.11	3,613.01	2,910,846.12
03M Municipal Criminal Justice Assistance	98,694.81		6,076,719.95	5,951,771.82	223,642.94	1,605.78	225,248.72
04L Public Health Services	6.69		0.01		6.70		6.70
051 State and Local Improvements Revolving	26,744.33				26,744.33		26,744.33
055 State & Local Improve Revolving (Waste Disp Facilities, 1980)	2,639.01				2,639.01		2,639.01
05C Criminal Justice Treatment	2,121,692.62		2,812,673.00	412,290.59	4,522,075.03		4,522,075.03
05M Tourism Development and Promotion							
070 Outdoor Recreation			426,588.27	426,663.27	(75.00)	525.00	450.00
072 State & Local Improve Revolving (Water Supply Facilities)	837,219.27		2,369.30	17,732.63	821,855.94		821,855.94
09C Farm and Forest			11,039.94	11,039.94			
09G Riparian Protection							
09R Economic Development Strategic Reserve	7,393,704.73			164,736.84	7,228,967.89		7,228,967.89
10K Veterans Innovation Program	14,382.82				14,382.82		14,382.82
10P Columbia River Basin Water Supply Development	3,034,631.78		2,129.74	138,065.03	2,898,696.49		2,898,696.49
10T Hood Canal Aquatic Rehabilitation Bond							
11F Reinvesting in Youth	5.98				5.98		5.98
11N Heritage Barn Preservation							
11W Water Quality Capital	34,227.10				34,227.10		34,227.10
125 Site Closure	35,908,588.66		1,235,355.56	7,717.30	37,136,226.92	848.00	37,137,074.92
12J Boating Activities							
12K Puget Sound Scientific Research							
12R Independent Youth Housing							
14B Budget Stabilization	334,704,456.14		36,657.01		334,741,113.15		334,741,113.15
14C Puget Sound Recovery							
14H Community Preservation & Development Authority	2,504,464.10		(1,847.34)	1,571.89	2,501,044.87		2,501,044.87
15J Building Communities							
15K Columbia River Water Delivery	16,173.66		7,514,589.00	7,514,589.00	16,173.66		16,173.66

RECEIPTS AND DISBURSEMENTS FOR TREASURY FUNDS

	July 1, 2022		July 2022		July 31, 2022		
	Beginning Book Balance		Plus Receipts	Less Disbursements	Ending Book Balance	Outstanding Warrants	Ending Cash Balance
GENERAL FUND (Continued)							
15R Evergreen Job Training	\$	\$	\$	\$	\$	\$	\$
16V Water Rights Processing	83,437.33		100.00	83,537.33	83,537.33
177 Judicial Retirement Administrative
17C Opportunity Express Account	62,171.42		62,171.42	62,171.42
17E State Efficiency and Restructuring
17F Washington Opportunity Pathways	122,277,859.67		15,173.43	16,445,606.24	105,847,426.86	105,847,426.86
17K Basic Health Plan Stabilization
18H Opportunity Expansion	326.64		326.64	326.64
19K Yakima Integrated Plan Implementation
19L Charter Schools Oversight	559,109.48		216,439.18	82,188.71	693,359.95	308.88	693,668.83
19N Diesel Idle Reduction
20C Yakima Integrated Plan Implementation Taxable Bond
20F Invest in Washington	10,898.01		10,898.01	10,898.01
21B Chehalis Basin
21D Dairy Nutrient Infrastructure
21P Sexual Assault Prevention and Response
21R DCYF Contracted Services Performance Improvement
22C Early Learning Facilities Revolving		163,905.57	164,035.73	(130.16)	(130.16)
22D Early Learning Facilities Development		998,439.42	1,218,855.30	(220,415.88)	(220,415.88)
22T Statewide Tourism Marketing	5,837,546.37		242,079.80	346,550.99	5,733,075.18	422.99	5,733,498.17
23H Defense Community Compatibility
23J Statewide Broadband	27,500,819.78		7,016,003.04	1,378,768.27	33,138,054.55	33,138,054.55
244 Habitat Conservation		30,939.07	52,361.22	(21,422.15)	1,075.00	(20,347.15)
24H Career Connected Learning
24M Climate Resiliency
24U Sustainable Farms and Fields
253 Education Construction	22,439.40		15.10	22,454.50	22,454.50
25C Elementary & Secondary School Emergency Relief III	(826,099.79)		12,962,793.53	14,296,854.33	(2,160,160.59)	458,424.19	(1,701,736.40)
25D Manufacturing and Warehousing Job Centers	110.68		5,400,000.00	5,400,110.68	5,400,110.68
25F Forest Resiliency	4,155,073.65		723,297.56	3,431,776.09	1,408.62	3,433,184.71
25G Manufacturing Cluster Acceleration	1,405,000.00		1,405,000.00	1,405,000.00
25H Fair Start for Kids
25P Wildfire Response, Forest Restoration, and Community Resilience	12,475,000.00		12,475,000.00	12,475,000.00
26H Washington State Leadership Board	12,024.19	(12,024.19)	(12,024.19)
26K School Seismic Safety Grant Program

RECEIPTS AND DISBURSEMENTS FOR TREASURY FUNDS

	July 1, 2022	July 2022		July 31, 2022		
	Beginning Book Balance	Plus Receipts	Less Disbursements	Ending Book Balance	Outstanding Warrants	Ending Cash Balance
GENERAL FUND (Continued)						
26R Clean Energy Transition Workforce	\$	\$	\$	\$	\$	\$
26U Apple Health and Homes	60,000,000.00	60,000,000.00	60,000,000.00
26V Capital Community Assistance	(18,526.35)	(60,002,098.76)	101,783.15	(60,122,408.26)	(60,122,408.26)
27A Energy Efficiency Revolving Loan Capital
27B Electric Vehicle Incentive	546.88	(546.88)	(546.88)
27C Community Reinvestment
27F State Lands Dev Authority Capital
27G State Lands Dev Authority Operating
291 Education Savings
355 State Taxable Building Construction	(5,217,556.51)	1,291,208.31	9,378,172.00	(13,304,520.20)	(13,304,520.20)
359 School Constr & Skill Ctrs Bldg	37,601.47	37,601.47	37,601.47
489 Pension Funding Stabilization	14,621,570.96	9,838.70	14,631,409.66	14,631,409.66
548 LEOFF System Plan 2 Expense	155,159.17	140,144.95	141,787.01	153,517.11	390.19	153,907.30
706 Coronavirus State Fiscal Recovery Fund	3,166,158,874.99	7,669.85	36,453,513.75	3,129,713,031.09	941,854.35	3,130,654,885.44
707 Washington Rescue Plan Transition	1,000,000,000.00	1,000,000,000.00	1,000,000,000.00
828 Tobacco Prevention and Control	946,345.54	638.12	11,577.00	935,406.66	935,406.66
830 Agricultural College Trust Management	1,416,845.54	(52,405.47)	(6,675.47)	1,371,115.54	461.54	1,371,577.08
TOTAL GENERAL FUND	\$ 9,254,957,613.02	\$ 4,401,662,527.24	\$ 6,140,284,112.36	\$ 7,516,336,027.90	\$ 77,757,594.49	\$ 7,594,093,622.39
SPECIAL REVENUE FUNDS						
002 Hospital Data Collection	\$ 103,018.18	\$ (373.89)	\$ (64,939.43)	\$ 167,583.72	\$	\$ 167,583.72
003 Architects' License	969,382.22	52,303.59	42,531.40	979,154.41	979,154.41
007 Winter Recreational Program	3,025,324.29	(1,430.00)	94,011.29	2,929,883.00	1,697.54	2,931,580.54
014 Forest Development	20,843,664.10	(1,230,284.27)	(1,368,165.84)	20,981,545.67	9,074.83	20,990,620.50
01B ORV & Non-Highway Vehicle Account	988,497.98	175,834.17	106,465.31	1,057,866.84	9,112.11	1,066,978.95
01M Snowmobile	3,245,356.18	11,613.14	42,555.72	3,214,413.60	13,658.56	3,228,072.16
024 Professional Engineers'	1,570,080.91	205,537.00	292,422.76	1,483,195.15	7,014.32	1,490,209.47
025 Pilotage	210,444.59	226,156.62	105,453.31	331,147.90	331,147.90
026 Real Estate Commission	4,293,899.01	860,153.32	424,060.74	4,729,991.59	1,819.18	4,731,810.77
027 Reclamation	5,394,005.79	103,008.66	466,455.08	5,030,559.37	70,437.50	5,100,996.87
02A Surveys and Maps	707,513.87	13,989.76	5,462.91	716,040.72	716,040.72
02G Health Professions	33,614,021.35	(1,797,635.34)	6,350,902.57	25,465,483.44	65,271.00	25,530,754.44
02H Business Enterprises Revolving	770,232.89	45,398.43	61,337.37	754,293.95	1,885.60	756,179.55
02J Certified Public Accountants'	4,141,076.75	96,800.00	324,034.61	3,913,842.14	3,913,842.14
02K Death Investigations	2,344,538.11	594,314.36	268,277.22	2,670,575.25	8,585.07	2,679,160.32
02M Essential Rail Assistance	610,717.36	7,963.78	4,425.70	614,255.44	20,033.36	634,288.80

RECEIPTS AND DISBURSEMENTS FOR TREASURY FUNDS

	July 1, 2022		July 2022		July 31, 2022		
	Beginning Book Balance		Plus Receipts	Less Disbursements	Ending Book Balance	Outstanding Warrants	Ending Cash Balance
SPECIAL REVENUE FUNDS (Continued)							
02N Parkland Acquisition	\$ 2,242,038.99	\$	\$ 42,854.00	\$ 2,199,184.99	\$	\$ 2,199,184.99	
02R Aquatic Lands Enhancement	12,392,225.44	(61,675.57)	119,238.09	12,211,311.78	99,234.43	12,310,546.21	
02W Timber Tax Distribution	374,682.50	1,626,524.33	188,974.72	1,812,232.11	37,277.28	1,849,509.39	
030 Landowner Contingency Forest Fire Suppression	(292,363.73)	(108,069.19)	(22,871.76)	(377,561.16)	(377,561.16)	
039 Aeronautics	5,114,109.77	551,605.18	484,254.44	5,181,460.51	4,040.10	5,185,500.61	
03B Asbestos	1,186,771.89	30,886.65	29,350.54	1,188,308.00	0.98	1,188,308.98	
03C Emergency Medical Services and Trauma Care System Trust	8,319,418.50	590,616.61	(296,408.99)	9,206,444.10	29,938.57	9,236,382.67	
03F 911 Account	9,053,561.96	2,387,690.64	843,184.65	10,598,067.95	2,201.76	10,600,269.71	
03N Business License	12,264,269.05	2,904,256.03	2,771,285.73	12,397,239.35	109,449.03	12,506,688.38	
03P Fire Service Trust	671,521.47	70.00	1,307.88	670,283.59	670,283.59	
03R Safe Drinking Water	5,714,924.31	620.03	216,910.99	5,498,633.35	986.60	5,499,619.95	
041 Resource Management Cost	20,227,887.52	13,461,074.51	15,725,614.59	17,963,347.44	31,149.88	17,994,497.32	
042 Charitable, Educational, Penal, and Reformatory Institutions	5,917,043.32	4,425.18	69,700.27	5,851,768.23	5,851,768.23	
044 Waste Reduction, Recycling, and Litter Control	14,168,209.64	1,417,172.20	1,402,303.74	14,183,078.10	50,548.58	14,233,626.68	
045 State Vehicle Parking	974,577.18	29,439.08	124,028.90	879,987.36	599.35	880,586.71	
048 Marine Fuel Tax Refund	260,504.71	260,504.71	260,504.71	
04E Uniform Commercial Code	2,028,107.71	52,253.89	82,435.58	1,997,926.02	648.65	1,998,574.67	
04H Surface Mining Reclamation	2,310,063.54	(87,088.87)	(77,296.98)	2,300,271.65	2,300,271.65	
04M Recreational Fisheries Enhancement	1,313,204.44	249,009.84	91,815.99	1,470,398.29	181.45	1,470,579.74	
04R Drinking Water Assistance	131,496,501.54	3,238,539.49	2,030,191.54	132,704,849.49	69,140.42	132,773,989.91	
04V Vehicle License Fraud	441,644.00	5,376.30	447,020.30	447,020.30	
04W Waterworks Operator Certification	1,399,277.65	19,415.99	23,801.66	1,394,891.98	311.60	1,395,203.58	
058 Public Works Assistance	101,414,592.82	(5,201,257.94)	1,074,223.16	95,139,111.72	78,495.60	95,217,607.32	
05H Disaster Response	(68,995,089.74)	863,386.15	11,190,567.38	(79,322,270.97)	162,402.89	(79,159,868.08)	
05R Drinking Water Assistance Administrative	4,309,929.63	1,674.87	31,561.11	4,280,043.39	87.66	4,280,131.05	
05W State Drought Preparedness and Response	6,788,618.90	4,507,000.00	11,295,618.90	11,295,618.90	
06A Salmon Recovery	27,893.34	87,841.75	(59,948.41)	(59,948.41)	
06G Real Estate Appraiser Commission	647,316.83	47,925.10	63,238.50	632,003.43	1,339.22	633,342.65	
06K Lead Paint	187,299.74	3,500.00	190,799.74	190,799.74	
06L Business and Professions	5,951,770.15	309,682.45	704,453.35	5,556,999.25	3,308.18	5,560,307.43	
06R Real Estate Research	862,381.47	21,493.00	51,270.00	832,604.47	10.00	832,614.47	
06T License Plate Technology	1,612,656.31	167,095.53	1,017,946.76	761,805.08	15.40	761,820.48	
071 Warm Water Game Fish	1,764,775.49	236,607.47	113,255.86	1,888,127.10	449.32	1,888,576.42	
07W Domestic Violence Prevention	2,090,484.22	95,205.70	182,669.38	2,003,020.54	74,707.91	2,077,728.45	
080 Grade Crossing Protective	200,324.67	134.80	54,874.56	145,584.91	54,874.56	200,459.47	

RECEIPTS AND DISBURSEMENTS FOR TREASURY FUNDS

	July 1, 2022		July 2022		July 31, 2022		
	Beginning Book Balance		Plus Receipts	Less Disbursements	Ending Book Balance	Outstanding Warrants	Ending Cash Balance
SPECIAL REVENUE FUNDS (Continued)							
081 State Patrol Highway	\$ 38,269,241.93	\$	21,646,116.85	\$ 21,007,489.58	\$ 38,907,869.20	\$ 248,340.31	\$ 39,156,209.51
082 Motorcycle Safety Education	3,394,044.67		189,337.02	179,390.42	3,403,991.27	2.65	3,403,993.92
084 Building Code Council	1,138,783.51		102,007.87	41,268.60	1,199,522.78	1,199,522.78
086 Fire Service Training	579,976.07		17,936.43	(384,763.82)	982,676.32	8,496.48	991,172.80
087 Park Land Trust Revolving	3,053,939.89		173,934.42	42,309.30	3,185,565.01	21,071.07	3,206,636.08
08A Education Legacy Trust	1,127,595,969.56		56,119,463.53	16,790,208.84	1,166,925,224.25	273,404.80	1,167,198,629.05
08H Military Department Rental and Lease	4,957,962.26		110,664.67	25,723.22	5,042,903.71	5,042,903.71
08K Problem Gambling	706,823.26		144,385.77	67,309.86	783,899.17	52.85	783,952.02
08M Small City Pavement and Sidewalk	1,093,455.31		1,082,176.16	2,175,631.47	2,175,631.47
08R Waste Tire Removal	4,173,757.56		337,563.84	43,624.69	4,467,696.71	18,191.25	4,485,887.96
094 Transportation Infrastructure	7,575,380.66		2,687,328.28	158,450.76	10,104,258.18	10,104,258.18
095 Electrical License	17,633,344.56		3,190,704.90	2,680,048.59	18,144,000.87	77,906.33	18,221,907.20
096 Highway Infrastructure	2,073,613.59		1,395.31	2,075,008.90	2,075,008.90
097 Recreational Vehicle	3,967,879.57		91,204.88	11,329.77	4,047,754.68	47.25	4,047,801.93
099 Puget Sound Capital Construction	814,655,141.98		1,954,718.78	5,510,631.67	811,099,229.09	55,190.47	811,154,419.56
09E Freight Mobility Investment	11,280,839.56		3,007,189.21	306,304.61	13,981,724.16	13,981,724.16
09H Transportation Partnership	(54,254,613.43)		(4,154,060.16)	17,554,718.38	(75,963,391.97)	154,719.13	(75,808,672.84)
09P City-County Assistance	2,530,224.56		10,524.63	2,540,749.19	2,540,749.19
09T Washington Main Street Trust Fund	52,138.16		52,138.16	52,138.16
102 Rural Arterial Trust	20,397,600.48		2,409,366.70	1,125,441.58	21,681,525.60	21,681,525.60
104 Limited Fish And Wildlife	16,153,684.26		1,477,140.01	1,573,454.19	16,057,370.08	56,495.93	16,113,866.01
106 Highway Safety	70,966,091.41		15,212,239.09	17,071,212.67	69,107,117.83	100,967.47	69,208,085.30
107 Liquor Excise Tax	12,895,303.61		2,229,024.11	10,155,686.12	4,968,641.60	4,968,641.60
108 Motor Vehicle	400,722,141.01		142,942,983.56	188,968,863.61	354,696,260.96	6,952,042.37	361,648,303.33
109 Puget Sound Ferry Operations	(29,651,362.82)		22,007,916.04	31,565,280.45	(39,208,727.23)	513,431.34	(38,695,295.89)
10A Aquatic Algae Control	621,556.59		56,783.99	18,144.69	660,195.89	1.00	660,196.89
10B Home Security Fund	147,188,537.21		13,730,776.50	5,248,952.75	155,670,360.96	52,716.47	155,723,077.43
10G Water Rights Tracking System	237,836.00		900.21	238,736.21	238,736.21
110 Special Wildlife	6,789,346.01		845,066.87	50,417.14	7,583,995.74	6,262.85	7,590,258.59
111 Public Service Revolving	14,004,409.12		102,257.14	1,874,598.62	12,232,067.64	58,489.97	12,290,557.61
113 Common School Construction	68,980,755.65		(1,269,572.25)	5,566,930.50	62,144,252.90	38,635.00	62,182,887.90
116 Basic Data	7,709.01		7,709.00	0.01	0.01
119 Unemployment Compensation Administration	36,985.10		15,834,607.66	15,620,579.73	251,013.03	4,403,117.55	4,654,130.58
11B Regional Mobility Grant Program	72,116,534.94		42,459.87	3,484,660.54	68,674,334.27	2,371,910.00	71,046,244.27
11E Freight Mobility Multimodal	9,264,190.86		3,005,907.65	1,799.63	12,268,298.88	12,268,298.88

RECEIPTS AND DISBURSEMENTS FOR TREASURY FUNDS

	July 1, 2022		July 2022		July 31, 2022		
	Beginning Book Balance		Plus Receipts	Less Disbursements	Ending Book Balance	Outstanding Warrants	Ending Cash Balance
SPECIAL REVENUE FUNDS (Continued)							
11H Forest and Fish Support	\$ 7,334,407.19	\$	558,893.24	\$ 771,084.68	\$ 7,122,215.75	\$ 36,829.47	\$ 7,159,045.22
11K Washington Auto Theft Prevention Authority	(473,510.99)		266,807.74	188,408.99	(395,112.24)	(395,112.24)
120 Administrative Contingency	26,694,776.61		1,943,657.41	2,259,561.57	26,378,872.45	80.98	26,378,953.43
12C Affordable Housing For All	31,000,740.39		2,362,665.62	2,856,402.09	30,507,003.92	772.50	30,507,776.42
12M Charitable Organization Education	1,600,814.04		24,110.00	12,616.35	1,612,307.69	492.39	1,612,800.08
12T Traumatic Brain Injury	1,173,504.76		128,908.48	118,607.52	1,183,805.72	1,183,805.72
134 Employment Services Administrative	48,400,398.40		293,713.84	3,269,954.32	45,424,157.92	15,631.04	45,439,788.96
138 Insurance Commissioner's Regulatory	21,677,882.57		22,185,577.63	3,225,049.36	40,638,410.84	9,836.96	40,648,247.80
144 Transportation Improvement	49,803,359.79		11,236,945.94	4,413,146.67	56,627,159.06	5,523.00	56,632,682.06
146 Firearms Range	1,756,794.92		28,799.28	407.12	1,785,187.08	1,785,187.08
14A Wildlife Rehabilitation	530,475.15		15,052.47	63,931.62	481,596.00	5,880.25	487,476.25
14G Ballast Water and Biofouling Management	37,956.87	37,956.87	37,956.87
14M Financial Fraud & ID Theft	2,136,121.00		140,062.39	273,947.62	2,002,235.77	191,892.16	2,194,127.93
14R Military Active State Service	348,713.00		200,000.00	(75.51)	548,788.51	548,788.51
14V Ignition Interlock Device	931,680.31		290,222.41	186,956.84	1,034,945.88	1,034,945.88
150 Low-Income Weatherization/ Structural Rehabilitation Assistance	1,553,533.24		427.36	3,311.13	1,550,649.47	1,550,649.47
153 Rural Mobility Grant Program	10,840,939.16		4,876.63	1,397,569.50	9,448,246.29	585,805.65	10,034,051.94
154 New Motor Vehicle Arbitration	1,266,571.78		54,003.00	60,210.24	1,260,364.54	1,260,364.54
158 Aquatic Land Dredged Material Disposal Site	421,167.26	421,167.26	421,167.26
159 Parks Improvement	814,981.18		205,261.28	90,878.93	929,363.53	16,650.85	946,014.38
15H Cleanup Settlement	56,558,350.62		38,274.29	206,612.99	56,390,011.92	56,390,011.92
15M Biotoxin	642,971.89		180,862.00	64,632.71	759,201.18	50.19	759,251.37
160 Wood Stove Education and Enforcement	637,460.59		16,805.57	19,894.82	634,371.34	634,371.34
162 Farm Labor Contractor	157,909.33		35.00	14,000.00	143,944.33	143,944.33
167 Natural Resources Conservation Areas Stewardship	528,368.95		(974.32)	1,600.16	525,794.47	525,794.47
16A Judicial Stabilization Trust	4,513,043.51		378,981.97	4,173,343.13	718,682.35	143,144.55	861,826.90
16J SR 520 Corridor	170,498,231.25		(4,019,173.09)	(3,371,097.24)	169,850,155.40	182,129.31	170,032,284.71
16M Appraisal Management Company	512,978.32		219,644.49	8,597.78	724,025.03	130.18	724,155.21
16P Marine Resources Stewardship Trust		15.65	15.65	15.65
16W Hospital Safety Net Assessment	68,833,935.79		(29,820,509.89)	6,334,974.44	32,678,451.46	32,678,451.46
172 Basic Health Plan Trust	12,623,154.00	12,623,154.00	12,623,154.00
176 Water Quality Permit	22,795,404.44		2,418,875.01	2,094,175.36	23,120,104.09	6,483.61	23,126,587.70
17B Home Visiting Services	5,159,464.62		813,344.58	1,843,948.36	4,128,860.84	334,018.75	4,462,879.59
17N Complete Streets Grant Program	3,546,606.00	2,150,000.00	1,396,606.00	1,396,606.00
17P SR520 Civil Penalties	5,592,208.66		4,450.76	41,406.27	5,555,253.15	5,555,253.15

RECEIPTS AND DISBURSEMENTS FOR TREASURY FUNDS

	July 1, 2022		July 2022		July 31, 2022		
	Beginning Book Balance		Plus Receipts	Less Disbursements	Ending Book Balance	Outstanding Warrants	Ending Cash Balance
SPECIAL REVENUE FUNDS (Continued)							
17T Health Benefit Exchange	\$ 26,879,263.69	\$	1,572,369.47	\$ 17,163,000.00	\$ 11,288,633.16	\$	\$ 11,288,633.16
17W Limousine Carriers	76,077.56		76,077.56	76,077.56
182 Underground Storage Tank	2,456,402.30		133,439.31	196,619.72	2,393,221.89	283.36	2,393,505.25
186 County Arterial Preservation	1,731,916.12		2,739,090.49	2,266,386.83	2,204,619.78	2,204,619.78
18J Capital Vessel Replacement	41,360,966.95		2,996,239.99	(82,212.02)	44,439,418.96	242.92	44,439,661.88
18L Hydraulic Project Approval
199 Biosolids Permit	1,498,845.67		102,161.54	1,396,684.13	1,396,684.13
19A Medicaid Fraud Penalty	5,774,649.10		3,999.40	135,342.97	5,643,305.53	3,346.00	5,646,651.53
19C Forest Practice Application	140,595.36		(20,352.58)	(89,397.63)	209,640.41	1,600.00	211,240.41
19T DOL Technology Improvement and Data Management	797,209.02		10,557.09	44,011.83	763,754.28	763,754.28
19V Andy Hill Cancer Research Endowment Fund	11,053,036.78		1,220,732.39	114,656.73	12,159,112.44	12,159,112.44
200 Regional Fisheries Enhancement Salmonid Recovery	3,946.16		162,119.67	(158,173.51)	42.08	(158,131.43)
201 Department of Licensing Services	4,001,005.32		243,258.15	297,129.66	3,947,133.81	6,139.76	3,953,273.57
202 Medical Test Site Licensure	30,767.75		(68,330.38)	72,610.76	(110,173.39)	214.70	(109,958.69)
204 Volunteer Fire Fighters' and Reserve Officers' Administrative	11,990,872.46		8,084.53	76,182.37	11,922,774.62	442.88	11,923,217.50
207 Hazardous Waste Assistance	4,247,523.12		1,066,324.90	297,294.55	5,016,553.47	282.34	5,016,835.81
20B Brownfield Redevelopment Trust Fund
20H Connecting Washington	286,398,474.71		627,374,595.12	84,854,152.38	828,918,917.45	4,288,633.69	833,207,551.14
20J Electric Vehicle	18,582,043.22		(1,704,602.61)	(20,740.70)	16,898,181.31	456.25	16,898,637.56
20M Puget Sound Taxpayer Accountability	1,294,612.07		1,713,004.49	3,007,616.56	3,007,616.56
20N Transportation Future Funding Program	5,857,085.47		39,131.17	5,896,216.64	5,896,216.64
20R Radioactive Mixed Waste	1,421,941.02		1,697,155.16	953,436.19	2,165,659.99	429.93	2,166,089.92
20T PLIA Underground Storage Tank Revolving	18,284,004.70		122,643.72	67,213.81	18,339,434.61	3,192.65	18,342,627.26
215 Special Category C	1,675,444.76		991,267.93	2,171,606.92	495,105.77	495,105.77
216 Air Pollution Control	14,609,095.68		58,307.86	35,886.18	14,631,517.36	227.05	14,631,744.41
217 Oil Spill Prevention	9,113,206.95		297,477.57	483,068.78	8,927,615.74	2,607.59	8,930,223.33
218 Multimodal Transportation	1,160,336,008.82		(856,409,836.53)	5,854,319.49	298,071,852.80	587,273.07	298,659,125.87
21E Concealed Pistol License Renewal	416,712.55		10,553.07	1,779.21	425,486.41	425,486.41
21H Wastewater Treatment Plant Operator Certification	467,513.25		2,840.00	19,172.72	451,180.53	150.50	451,331.03
21M Distracted Driving Prevention	32,026.62		484.21	32,510.83	32,510.83
21S Aquatic Invasive Species Management	17,137.02		118,907.98	(430,880.72)	566,925.72	430.92	567,356.64
21V Construction Registration Inspection	5,389,172.66		1,264,935.69	1,390,865.16	5,263,243.19	2,322.48	5,265,565.67
222 Freshwater Aquatic Weeds	1,442,347.85		100,866.00	69,063.20	1,474,150.65	2,842.16	1,476,992.81
223 State Oil Spill Response	4,311,668.76		121,503.87	16,703.37	4,416,469.26	4,416,469.26
22J Abandoned Recreational Vehicle Disposal	2,520,666.53		177,066.95	40,088.91	2,657,644.57	18,071.29	2,675,715.86

RECEIPTS AND DISBURSEMENTS FOR TREASURY FUNDS

	July 1, 2022		July 2022		July 31, 2022		
	Beginning Book Balance		Plus Receipts	Less Disbursements	Ending Book Balance	Outstanding Warrants	Ending Cash Balance
SPECIAL REVENUE FUNDS (Continued)							
22M Energy Efficiency	\$ 6,501,309.12	\$	(3,272.45)	\$ 19,759.46	\$ 6,478,277.21	\$	\$ 6,478,277.21
22R Internet Consumer Access
22U Secure Drug Take-Back Program	706,867.17		(880.20)	27,318.01	678,668.96	42.19	678,711.15
22W Public Disclosure Transparency	7,507,173.33		395,647.76	27,722.71	7,875,098.38	7,875,098.38
234 Public Works Administration	9,027,996.44		467,008.41	477,365.50	9,017,639.35	6,769.57	9,024,408.92
235 Youth Tobacco & Vapor Product Prevention	1,785,177.00		124,724.53	68,781.92	1,841,119.61	1,450.00	1,842,569.61
237 Recreation Access Pass	2,962,834.54		688,705.76	(22,400.00)	3,673,940.30	780.00	3,674,720.30
23G Vulnerable Roadway User Education	13,709.51		634.52	14,344.03	14,344.03
23N Model Toxics Control Capital	196,403,203.45		7,617,197.87	1,486,755.63	202,533,645.69	52,701.36	202,586,347.05
23P Model Toxics Control Operating	80,453,909.89		13,526,091.97	13,306,747.42	80,673,254.44	254,785.04	80,928,039.48
23R Model Toxics Control Stormwater	65,839,859.72		3,320,941.01	298,828.39	68,861,972.34	9,731.96	68,871,704.30
23S Puget Sound Gateway Facility	8,371,459.03		5,633.06	8,377,092.09	8,377,092.09
23T Congestion Relief Traffic Safety	103,561.84		2,991.64	106,553.48	106,553.48
23V Voluntary Cleanup	624,337.80		20,418.86	4,322.51	640,434.15	640,434.15
23W Paint Product Stewardship	18,629.53		18,105.79	523.74	523.74
24B Foundational Public Health Services	19,996,674.32		1,220,733.39	21,217,407.71	21,217,407.71
24J Workforce Education Investment	178,737,901.77		32,911,049.60	22,545,268.96	189,103,682.41	189,103,682.41
24K Agency Financial Transaction	6,052,136.14		638,439.27	285,308.19	6,405,267.22	1.92	6,405,269.14
24L Ambulance Transport	(8,694,387.01)		1,557,655.80	(12,051,676.56)	4,914,945.35	4,914,945.35
24N Fish, Wildlife, and Conservation	20,102,774.66		3,327,740.72	1,940,134.44	21,490,380.94	103,983.66	21,594,364.60
24P Insurance Commissioner's Fraud	1,090,558.64		1,230,093.00	162,785.94	2,157,865.70	138.50	2,158,004.20
24Q Cooper Jones Active Transportation Safety	941,286.00		24,327.91	965,613.91	965,613.91
24V Telebehavioral Health Access	946,483.82		51,593.38	54,958.09	943,119.11	17,621.47	960,740.58
25M State Health Care Affordability
25N Statewide 988 Behavioral Health Crisis Response & Suicide Prevention Line	17,756,777.44		2,453,814.74	1,181,836.54	19,028,755.64	250.81	19,029,006.45
25Q Clean Fuels Program
25T Refrigerant Emission Management
25U Department of Licensing Wage Lien	252.00		252.00	252.00
25W Driver Licensing Technology Support	(2,074.00)		(2,000.00)	(74.00)	(74.00)
260 University of Washington Operating Fees	123.54		123.54	123.54
262 Manufactured Home Installation Training	681,044.62		28,877.12	13,676.73	696,245.01	0.30	696,245.31
263 Community and Economic Development Fee	6,626,958.90		124,894.91	53,457.98	6,698,395.83	50.00	6,698,445.83
267 Recreation Resources	24,346,893.46		754,688.71	1,242,407.29	23,859,174.88	23,724.07	23,882,898.95
268 Nonhighway and Off-Road Vehicle Activities (NOVA) Program	12,015,900.69		573,623.48	130,000.88	12,459,523.29	4,226.90	12,463,750.19
269 Parks Renewal and Stewardship	45,355,624.94		7,181,297.60	9,452,028.98	43,084,893.56	537,174.77	43,622,068.33

RECEIPTS AND DISBURSEMENTS FOR TREASURY FUNDS

	July 1, 2022		July 2022		July 31, 2022		
	Beginning Book Balance		Plus Receipts	Less Disbursements	Ending Book Balance	Outstanding Warrants	Ending Cash Balance
SPECIAL REVENUE FUNDS (Continued)							
26A Carbon Emissions Reduction	\$ 25,280,000.00	\$	(15,323,600.00)	\$	9,956,400.00	\$	9,956,400.00
26B Climate Investment	2,550.00	(2,550.00)	(2,550.00)
26C Climate Commitment
26D Natural Climate Solutions
26E Air Quality and Health Disparities Improvement
26M Climate Active Transportation		4,636,400.00	4,636,400.00	4,636,400.00
26N Climate Transit Programs		10,687,200.00	10,687,200.00	10,687,200.00
26P Move Ahead WA		278,826,238.66	10,028,775.72	268,797,462.94	6,060.00	268,803,522.94
26Q Move Ahead WA Flexible		3,212,800.00	27,727.09	3,185,072.91	3,185,072.91
26W Renewable Fuels Accelerator
271 Washington State University Operating Fees
275 Central Washington University Operating Fees
277 State Agency Parking	351,671.82		35.00	66.73	351,640.09	100.00	351,740.09
27P Price Ceiling Unit Emission Reduction Investment
285 Growth Management Planning and Environmental Review	6,096,791.31		242,199.68	17,934.21	6,321,056.78	6,321,056.78
296 Columbia River Basin Water Supply Rev Recovery	6,231,242.05		145,346.01	2,283.15	6,374,304.91	6,374,304.91
315 Dedicated Marijuana	28,743,292.67		39,595,328.89	6,512,498.96	61,826,122.60	223,381.31	62,049,503.91
319 Public Health Supplemental	3,057,613.90		68,305.53	121,840.97	3,004,078.46	26,061.53	3,030,139.99
404 State Treasurer's Service	51,384,539.56		3,193,612.79	823,856.26	53,754,296.09	16,590.64	53,770,886.73
408 Coastal Protection	1,704,740.53		269,417.50	14,075.72	1,960,082.31	1,960,082.31
441 Local Government Archives	4,247,166.41		302,690.54	396,976.20	4,152,880.75	89.68	4,152,970.43
500 Perpetual Surveillance and Maintenance	48,836,016.80		32,861.23	7,761.90	48,861,116.13	48,861,116.13
507 Oyster Reserve Land	366,305.02		3,122.03	9,703.25	359,723.80	359,723.80
511 Tacoma Narrows Toll Bridge	19,668,965.92		(4,360,148.04)	(3,588,887.57)	18,897,705.45	224,727.86	19,122,433.31
513 Derelict Vessel Removal	1,433,041.19		1,066,552.38	823,661.07	1,675,932.50	3.00	1,675,935.50
532 Washington Housing Trust Fund	55,922,538.80		734,944.89	2,688,436.56	53,969,047.13	53,969,047.13
535 Alaskan Way Viaduct Replacement Project	13,981,452.09		(32,497.28)	(623,468.65)	14,572,423.46	101,602.23	14,674,025.69
549 Election	4,674,073.43		(3,190.71)	62,708.06	4,608,174.66	4,608,174.66
550 Transportation 2003	19,849,145.17		1,278,101.59	(308,009.42)	21,435,256.18	283.88	21,435,540.06
562 Skilled Nursing Facility Safety Net Trust	4,354,921.07		(34,183.29)	(3,645,797.37)	7,966,535.15	7,966,535.15
564 Water Pollution Control Revolving Administration	7,007,251.12		56,888.37	213,747.75	6,850,391.74	6,850,391.74
565 Yakima Integrated Plan Implementation Revenue Recovery
566 Community Forest Trust	245,598.30		176.21	245,774.51	245,774.51
571 Multiuse Roadway Safety	1,031,182.57		23,153.70	4,502.00	1,049,834.27	1,049,834.27
595 I-405 and SR-167 Express Toll Lanes	343,146,062.41		173,131.65	1,271,427.29	342,047,766.77	54,178.17	342,101,944.94

RECEIPTS AND DISBURSEMENTS FOR TREASURY FUNDS

	July 1, 2022		July 2022		July 31, 2022		
	Beginning Book Balance		Plus Receipts	Less Disbursements	Ending Book Balance	Outstanding Warrants	Ending Cash Balance
SPECIAL REVENUE FUNDS (Continued)							
600 Department of Retirement Systems Expense	\$ 23,301,240.67	\$	4,229,938.07	\$ 3,733,684.61	\$ 23,797,494.13	\$ 4,043.55	\$ 23,801,537.68
689 Rural Washington Loan	1,264,422.66		854.50	7,771.23	1,257,505.93		1,257,505.93
727 Water Pollution Control Revolving	401,619,674.62		1,610,268.79	25,010,055.46	378,219,887.95	11,164.33	378,231,052.28
733 Capitol Campus Reserve							
777 Prostitution Prevention and Intervention	192,823.59		1,323.27		194,146.86		194,146.86
785 State Educational Trust Fund	3,420,775.15		19,505.98	138.59	3,440,142.54		3,440,142.54
818 Youth Athletic Facility	42,765,904.15		28,776.72		42,794,680.87		42,794,680.87
825 Tobacco Settlement							
844 Money-Purchase Retirement Savings Administrative							
851 Developmental Disabilities Community Services	57,042,581.08		38,129.73	13,312.62	57,067,398.19		57,067,398.19
874 OASI Revolving	262,326.39		939.97	11,608.41	251,657.95		251,657.95
887 Public Facilities Construction Loan Revolving	27,918,710.01		2,129,690.15	37,649.57	30,010,750.59	76.04	30,010,826.63
888 Deferred Compensation Administrative	1,980,353.75		1,683,365.20	179,936.64	3,483,782.31		3,483,782.31
893 Radiation Perpetual Maintenance	360,795.65		242.78		361,038.43		361,038.43
TOTAL SPECIAL REVENUE FUNDS	\$ 7,297,163,943.24	\$	540,903,314.33	\$ 625,561,365.31	\$ 7,212,505,892.26	\$ 24,567,859.23	\$ 7,237,073,751.49
DEBT SERVICE FUNDS							
303 Highway Bond Retirement	\$ 281,604,426.71	\$	68,197,964.62	\$ 190,073,970.84	\$ 159,728,420.49		\$ 159,728,420.49
304 Ferry Bond Retirement	15,171,286.42		528,693.52	1,590,375.00	14,109,604.94		14,109,604.94
305 Transportation Improvement Board Bond Retirement	7,099,994.49		464,958.31	1,553,200.00	6,011,752.80		6,011,752.80
347 Washington State University Bond Retirement	42,056,181.78		27,813.76	(1,550,951.89)	43,634,947.43		43,634,947.43
348 University of Washington Bond Retirement	15,696,620.31		(7,971,758.32)	1,168,087.02	6,556,774.97		6,556,774.97
380 Debt-Limit General Fund Bond Retirement	66,754.90			66,754.90			
381 Debt-Limit Reimbursable Bond Retirement			134,900.00	134,900.00			
382 Nondebt-Limit General Fund Bond Retirement							
383 Nondebt-Limit Reimbursable Bond Retirement	30,612.41		15,988,918.14	16,019,530.55			
384 Nondebt-Limit Proprietary Appropriated Bond Retirement							
385 Nondebt-Limit Proprietary Nonappropriated Bond Retirement							
386 Nondebt-Limit Revenue Bond Retirement							
389 Toll Facility Bond Retirement	5,287,239.06		4,081,052.70		9,368,291.76		9,368,291.76
TOTAL DEBT SERVICE FUNDS	\$ 367,013,116.08	\$	81,452,542.73	\$ 209,055,866.42	\$ 239,409,792.39	\$	239,409,792.39
CAPITAL PROJECTS FUNDS							
01L Higher Education Construction	\$ 0.08	\$		\$	0.08	\$	\$ 0.08
036 Capitol Building Construction	3,578,170.76		(2,709,835.60)	(344,199.00)	1,212,534.16		1,212,534.16
056 State Higher Education Construction	2,484.85		1.67		2,486.52		2,486.52

RECEIPTS AND DISBURSEMENTS FOR TREASURY FUNDS

	July 1, 2022		July 2022		July 31, 2022		
	Beginning Book Balance		Plus Receipts	Less Disbursements	Ending Book Balance	Outstanding Warrants	Ending Cash Balance
CAPITAL PROJECTS FUNDS (Continued)							
057 State Building Construction	\$ 190,708,095.91	\$	5,389,035.08	\$ 96,712,002.36	\$ 99,385,128.63	\$ 2,444,663.88	\$ 101,829,792.51
060 Community and Technical College Capital Projects	20,331,767.93		1,454,727.73	4,743,165.20	17,043,330.46	17,043,330.46
061 Eastern Washington University Capital Projects	6,699,729.59		9,360.67	(191,907.85)	6,900,998.11	6,900,998.11
062 Washington State University Building	28,709,839.86		(80,077.81)	13,210,427.36	15,419,334.69	15,419,334.69
063 Central Washington University Capital Projects	7,297,997.58		4,882.65	(150,991.91)	7,453,872.14	7,453,872.14
064 University of Washington Building	5,613,359.44		9,522,066.45	4,012,752.60	11,122,673.29	11,122,673.29
065 Western Washington University Capital Projects	8,295,542.47		5,849.05	709,830.30	7,591,561.22	7,591,561.22
066 The Evergreen State College Capital Projects	3,323,664.64		2,354.74	(199,427.23)	3,525,446.61	3,525,446.61
075 State Social and Health Services Construction	9,396.39		9,396.39	9,396.39
18B Columbia River Basin Tax Bond Water Supply Development	1,258,835.65		847.06	1,259,682.71	1,259,682.71
245 Public Safety Reimbursable Bond	4.12		4.12	4.12
246 Community and Technical College Forest Reserve	5,157,986.07		5,157,986.07	5,157,986.07
289 Thurston County Capital Facilities	15,729,946.70		314,081.43	2,234,266.09	13,809,762.04	83,501.05	13,893,263.09
357 Gardner-Evans Higher Education Construction	45,698.05		45,698.05	45,698.05
364 Military Department Capital	2,154,917.06		17,055.98	2,137,861.08	2,137,861.08
367 Chehalis Basin Taxable
373 Coronavirus Capital Projects	(3,405.13)		(3,405.13)
TOTAL CAPITAL PROJECTS FUNDS	\$ 298,914,032.02	\$	13,913,293.12	\$ 120,749,568.77	\$ 192,077,756.37	\$ 2,528,164.93	\$ 194,605,921.30
PERMANENT FUNDS							
04B Natural Resources Real Property Replacement	\$ 7,267,110.69	\$	4,897.84	\$	\$ 7,272,008.53	\$	\$ 7,272,008.53
601 Agricultural Permanent	54,601.02		694,035.25	271,833.76	476,802.51	476,802.51
603 Millersylvania Park Trust	5,788.02		3.90	5,791.92	5,791.92
604 Normal School Permanent	123,822.50		796,109.38	803,018.83	116,913.05	116,913.05
605 Permanent Common School	235,646.32		831,333.98	796,472.57	270,507.73	270,507.73
606 Scientific Permanent	776,904.31		787,782.61	1,411,640.83	153,046.09	153,046.09
607 State University Permanent	174,399.41		104,655.81	66,003.76	213,051.46	213,051.46
TOTAL PERMANENT FUNDS	\$ 8,638,272.27	\$	3,218,818.77	\$ 3,348,969.75	\$ 8,508,121.29	\$	\$ 8,508,121.29
ENTERPRISE FUNDS							
401 Correctional Industries	\$ 4,871,150.47	\$	12,442,740.23	\$ 12,922,701.11	\$ 4,391,189.59	\$ 663,690.59	\$ 5,054,880.18
407 Secretary of State's Revolving	10,686,225.22		828,597.87	754,854.89	10,759,968.20	582.00	10,760,550.20
418 State Health Care Authority Administrative	2,171,495.89		1,259,097.00	1,508,004.56	1,922,588.33	2,591.37	1,925,179.70
492 School Employees' Insurance Administrative	127,946.01		1,169,592.00	1,270,738.04	26,799.97	2,612.56	29,412.53
578 Lottery Administrative	1,933,049.18		1,250,511.66	1,622,596.90	1,560,963.94	5,666.68	1,566,630.62
608 Accident	2,016,754.88		137,640,269.37	147,499,214.36	(7,842,190.11)	20,753,002.26	12,910,812.15

RECEIPTS AND DISBURSEMENTS FOR TREASURY FUNDS

	July 1, 2022	July 2022		July 31, 2022		
	Beginning Book Balance	Plus Receipts	Less Disbursements	Ending Book Balance	Outstanding Warrants	Ending Cash Balance
ENTERPRISE FUNDS (Continued)						
609 Medical Aid	\$ 28,059,938.36	\$ 109,736,313.55	\$ 138,988,393.17	\$ (1,192,141.26)	\$ 7,433,357.60	\$ 6,241,216.34
610 Accident Reserve	7,643,392.67	76,702,081.61	84,320,172.17	25,302.11	2,592,178.84	2,617,480.95
881 Supplemental Pension	579,024.31	137,139,214.56	127,409,050.02	10,309,188.85	5,407,961.27	15,717,150.12
883 Second Injury	108,283,944.64	(1,366,965.39)	137,471.79	106,779,507.46	30,990.51	106,810,497.97
TOTAL ENTERPRISE FUNDS	\$ 166,372,921.63	\$ 476,801,452.46	\$ 516,433,197.01	\$ 126,741,177.08	\$ 36,892,633.68	\$ 163,633,810.76
INTERNAL SERVICE FUNDS						
006 Public Records Efficiency, Preservation & Access	\$ 2,770,992.42	\$ (112,157.62)	\$ 294,350.54	\$ 2,364,484.26	\$ 614.00	\$ 2,365,098.26
405 Legal Services Revolving	16,455,892.50	16,375,649.02	19,364,491.92	13,467,049.60	256,388.36	13,723,437.96
410 Transportation Equipment	32,721,634.13	1,674,764.93	7,728,712.72	26,667,686.34	389,409.02	27,057,095.36
415 Personnel Service	16,190,429.98	29,804.93	1,500,420.83	14,719,814.08	4,897.83	14,724,711.91
455 Higher Education Personnel Service	672,834.06	23,684.44	81,206.75	615,311.75	319.96	615,631.71
468 OFM Central Service	4,158,069.41	77,473.36	1,142,588.09	3,092,954.68	3,092,954.68
483 Auditing Services Revolving	(344,562.94)	1,520,061.71	631,763.45	543,735.32	121.75	543,857.07
484 Administrative Hearings Revolving	13,212,412.44	3,820,942.00	2,643,172.12	14,390,182.32	3,142.37	14,393,324.69
TOTAL INTERNAL SERVICE FUNDS	\$ 85,837,702.00	\$ 23,410,222.77	\$ 33,386,706.42	\$ 75,861,218.35	\$ 654,893.29	\$ 76,516,111.64
PENSION TRUST FUNDS						
614 Volunteer Firefighters' Relief and Pension Principal	\$ 3,622,471.11	\$ 13,183.46	\$ 1,090,601.53	\$ 2,545,053.04	\$ 33,299.54	\$ 2,578,352.58
615 State Patrol - Plan1	1,056,460.11	7,667,297.46	7,664,885.29	1,058,872.28	17,118.72	1,075,991.00
616 Judges' Retirement	1,341,330.87	75,914.71	20,520.13	1,396,725.45	1,396,725.45
630 State Patrol - Plan 2	510,797.60	2,046,415.46	2,119,875.62	437,337.44	437,337.44
631 Public Employees' Retirement System Plan 1	8,677,237.05	150,415,132.68	149,213,772.44	9,878,597.29	209,501.06	10,088,098.35
632 Teachers' Retirement System Plan 1	6,494,530.74	118,858,277.96	117,792,910.25	7,559,898.45	170,766.72	7,730,665.17
633 School Employees' Retirement System Combined Plan 2 & 3	6,341,621.19	71,126,233.52	70,780,544.07	6,687,310.64	223,728.26	6,911,038.90
635 Public Safety Employees Retirement System Plan 2	333,353.46	12,244,742.89	12,217,062.33	361,034.02	59,062.41	420,096.43
641 Public Employees' Retirement System Combined Plan 2 & 3	16,304,302.81	363,985,016.02	361,719,975.31	18,569,343.52	1,571,877.38	20,141,220.90
642 Teachers' Retirement System Combined Plan 2 and 3	20,849,768.52	225,890,610.97	225,644,274.32	21,096,105.17	74,622.68	21,170,727.85
661 Higher Ed Retirement Plan Supplemental Benefit-UW	11.03	625,741.40	625,738.47	13.96	13.96
662 Higher Ed Retirement Plan Supplemental Benefit -WSU	34,513.78	34,513.78
663 Higher Ed Retirement Plan Supplemental Benefit-EWU	7,350.00	13,048.72	13,542.13	6,856.59	6,856.59
664 Higher Ed Retirement Plan Supplemental Benefit-CWU	10,856.89	10,856.89
665 Higher Ed Retirement Plan Supplemental Benefit-TESC	3,379.70	3,379.70
667 Higher Ed Retirement Plan Supplemental Benefit-WWU	11,275.07	11,275.07
668 Higher Ed Retirement Plan Supplemental Benefit -SBCTC	58,992.68	58,992.68
722 Deferred Compensation Principal	4,697,280.53	56,384,365.52	56,420,630.40	4,661,015.65	141.53	4,661,157.18

RECEIPTS AND DISBURSEMENTS FOR TREASURY FUNDS

	July 1, 2022	July 2022		July 31, 2022		
	Beginning Book Balance	Plus Receipts	Less Disbursements	Ending Book Balance	Outstanding Warrants	Ending Cash Balance
PENSION TRUST FUNDS (Continued)						
729 Judicial Retirement Principal	\$ 10,219.76	\$ 11,924.96	\$ 11,913.90	\$ 10,230.82	\$	\$ 10,230.82
819 LEOFF Plan 1 Retirement	2,865,740.97	31,861,103.46	31,567,186.28	3,159,658.15	38,212.72	3,197,870.87
829 LEOFF Plan 2 Retirement	6,064,124.12	81,763,631.11	81,699,390.42	6,128,364.81	30,655.34	6,159,020.15
882 Washington Judicial Retirement System	8,807,552.85	1,681,216.60	564,331.45	9,924,438.00	9,924,438.00
TOTAL PENSION TRUST FUNDS	\$ 87,984,152.72	\$ 1,124,782,875.02	\$ 1,119,286,172.46	\$ 93,480,855.28	\$ 2,428,986.36	\$ 95,909,841.64
CUSTODIAL FUNDS						
01P Suspense	\$ 41,427,145.14	\$ 2,837,183,157.48	\$ 2,764,789,336.26	\$ 113,820,966.36	\$ 114,380.41	\$ 113,935,346.77
01R Undistributed Receipts	1,875,617.54	1,875,617.54	1,875,617.54
01T Local Leasehold Excise Tax	165,191.27	(2,632,607.08)	2,797,798.35	2,797,798.35
034 Local Sales and Use Tax
035 State Payroll Revolving	32,823,989.45	699,269,165.26	716,378,193.50	15,714,961.21	2,201,846.87	17,916,808.08
768 Local Real Estate Excise Tax
795 State Investment Board Commingled Monthly Bond
865 State Investment Board Commingled Trust	914.80	914.80
877 OASI Contribution
TOTAL CUSTODIAL FUNDS	\$ 76,291,943.40	\$ 3,536,453,237.54	\$ 3,478,535,837.48	\$ 134,209,343.46	\$ 2,316,227.28	\$ 136,525,570.74
TOTAL TREASURY FUNDS	\$ 17,643,173,696.38	\$ 10,202,598,283.98	\$ 12,246,641,795.98	\$ 15,599,130,184.38	\$ 147,146,359.26	\$ 15,746,276,543.64

RECEIPTS AND DISBURSEMENTS FOR TREASURER'S TRUST FUNDS

	July 1, 2022		July 2022		July 31, 2022	
	Beginning Book Balance	Plus Receipts	Less Disbursements	Ending Book Balance	Outstanding Warrants	Ending Cash Balance
GENERAL FUND						
06N Local Tax Administration	\$	\$	\$	\$	\$	\$
07F Commercial Fisheries Buyback
08B Foster Care Endowed Scholarship Trust	16,485.29	11.09	16,496.38	16,496.38
08E Individual Development Account Program	2,062.67	1.39	2,064.06	2,064.06
08N State Financial Aid	56,786,117.46	28,266,435.70	12,114,846.27	72,937,706.89	6,927.71	72,944,634.60
08T Transportation Innovative Partnership
11M Poet Laureate	115.55	115.55	115.55
11R Hospital Infection Control Grant
12L Outdoor Education and Recreation Prog	1,939,466.33	1,939,466.33	1,939,466.33
12P Geoduck Aquaculture Research	(0.01)	(0.01)	(0.01)
131 Fair	532,662.55	2,750,361.49	8,163.67	3,274,860.37	36.50	3,274,896.87
14N Legislative Oral History	24,900.20	24,900.20	24,900.20
14P Skeletal Human Remains Assistance	252,231.79	252,231.79	252,231.79
15B Food Animal Vet Scholarship
15N Business Assistance
16F Washington State Flag
16K Mortgage Recovery
16R Multiagency Permitting Team	98,421.56	66.23	98,487.79	98,487.79
17R Aerospace Training Student Loan	256,476.93	2,969.15	11,159.45	248,286.63	1,872.94	250,159.57
18C Native Education Public-Private Partnership
18F High School Completion
18G Opportunity Scholarship Match Transfer	8,551,000.00	4,762,475.09	3,788,524.91	3,788,524.91
18K 24/7 Sobriety	30,614.13	397.03	31,011.16	31,011.16
18V Science, Technology, Engineering and Math Education Lighthouse
19J Universal Communications Services	153,428.98	6,900.23	146,528.75	146,528.75
20L Early Start	494,262.23	494,262.23	494,262.23
21J Gina Grant Bull Memorial Legislative Page Scholarship	53,707.33	36.14	53,743.47	53,743.47
21K Skilled Worker Awareness Grant Program
21L Low-Income Home Rehab Revolving Loan Program	202,088.44	235.97	202,324.41	202,324.41
21T Suicide-Safer Homes Project	25,000.01	25,000.01	25,000.01
22A State Agency Office Relocation Pool	4,294,186.20	4,294,186.20	4,294,186.20
22B Highway Worker Memorial Scholarship
22S Landlord Mitigation Program	1,021,348.96	486,799.50	88,739.37	1,419,409.09	243,790.00	1,663,199.09
22V Medical Student Loan	995,479.24	252,000.00	1,247,479.24	1,247,479.24

RECEIPTS AND DISBURSEMENTS FOR TREASURER'S TRUST FUNDS

	July 1, 2022	July 2022		July 31, 2022		
	Beginning Book Balance	Plus Receipts	Less Disbursements	Ending Book Balance	Outstanding Warrants	Ending Cash Balance
GENERAL FUND (Continued)						
23B Rural Jobs Program Match Transfer	\$	\$ 206,000.00	\$ 6,345.00	\$ 199,655.00	\$	\$ 199,655.00
23E Washington History Day	98,793.06	66.47	98,859.53	98,859.53
23F Open Educational Resources
23L Indian Health Improvement Reinvestment	13,331,585.14	19,280.55	34,463.46	13,316,402.23	52.85	13,316,455.08
24A Behavioral Health Loan Repayment Program	2,315,126.52	1,125,241.72	107,493.55	3,332,874.69	5,330.29	3,338,204.98
24F Veterans Service Officer
24W Undocumented Student Support Loan Match
25B Unemployment Insurance Relief	30,274.60	30,274.60	30,274.60
25E Rosa Franklin Legislative Internship Program Scholarship	1,404.22	0.82	1,405.04	1,405.04
25J Department of Transportation Purple Heart State
25K Department of Veterans' Affairs Purple Heart State	3,650.00	3,600.00	50.00	50.00
25L Military Department Purple Heart State
26F Billy Frank Jr. National Statuary Hall Collection	70,332.08	120.00	70,452.08	70,452.08
26T Washington Student Loan	39,008,284.50	26,252.36	39,034,536.86	39,034,536.86
27E Equitable Access to Credit Program
27H Veterans & Military Members Suicide Prevention
27M WA State Global War on Terror Memorial	210.00	100.00	310.00	310.00
290 Savings Incentive	2,513,938.36	2,513,938.36	2,513,938.36
447 Information Technology Investment Revolving	23,844,099.45	9,257,313.41	546,606.89	32,554,805.97	241.11	32,555,047.08
490 Regional Transportation Investment District
514 Agricultural Conservation Easements
534 Washington Graduate Fellowship Trust	489.80	489.80	489.80
551 Washington Youth and Families	124,634.31	124,634.31	124,634.31
552 Conservation Assistance Revolving	463,714.45	463,714.45	463,714.45
653 Washington Distinguished Professorship Trust
703 COVID-19 Unemployment
704 COVID-19 Public Health Response	383,953,738.88	19,526,699.36	20,764,229.30	382,716,208.94	1,030,911.70	383,747,120.64
743 College Faculty Awards Trust	186.14	186.14	186.14
747 Health Professional Loan Repayment & Scholarship Program	11,994,797.63	5,181,565.32	833,637.54	16,342,725.41	58,118.71	16,400,844.12
748 WA Career and College Pathways Innov Challenge
781 Cross-State Trail	473.10	473.10	473.10
793 Health Insurance Pool
817 Stadium and Exhibition Center Construction
835 Four Year Student Child Care in Higher Education	30,052.90	75,000.00	26,392.04	78,660.86	78,660.86
TOTAL GENERAL FUND	\$ 544,964,840.98	\$ 75,727,953.70	\$ 39,315,051.86	\$ 581,377,742.82	\$ 1,347,281.81	\$ 582,725,024.63

RECEIPTS AND DISBURSEMENTS FOR TREASURER'S TRUST FUNDS

	July 1, 2022		July 2022		July 31, 2022		
	Beginning Book Balance		Plus Receipts	Less Disbursements	Ending Book Balance	Outstanding Warrants	Ending Cash Balance
SPECIAL REVENUE FUNDS							
01F Crime Victims' Compensation	\$ 2,313,522.34	\$	50,638.58	\$	\$ 2,364,160.92	\$	\$ 2,364,160.92
03K Industrial Insurance Premium Refund	7,589,586.84		39,589.48	74,608.33	7,554,567.99	7,554,567.99
04F Real Estate Education Program	703,684.25		302.72	9,246.35	694,740.62	694,740.62
06H Oral History, State Library, and Archives	22,540.46		16,634.40	28,725.57	10,449.29	5,000.00	15,449.29
06J Securities Prosecution	770,937.61		6,000.00	8,521.77	768,415.84	768,415.84
07A Mortgage Lending Fraud Prosecution	416,413.07		26,871.45	73,414.00	369,870.52	36,707.00	406,577.52
07B Organ and Tissue Donation Awareness	50,836.77		54,454.29	53,138.76	52,152.30	54,219.62	106,371.92
07E Contract Harvesting Revolving	4,721,056.91		5,228.27	(1,458,509.58)	6,184,794.76	6,184,794.76
07J "Helping Kids Speak"	3,388.01		2,359.00	2,237.67	3,509.34	3,509.34
07K Special License Plate Applicant Trust	12,206.00	12,206.00	12,206.00
07L Legislative International Trade	77.33	77.33	77.33
07N Produce Railcar Pool	50.96		0.03	50.99	50.99
07T Commemorative Works	3,486.99		2.35	3,489.34	3,489.34
07V Fish and Wildlife Enforcement Reward	143,761.63		6,750.06	(9,526.19)	160,037.88	666.12	160,704.00
08C Gonzaga University Alumni Association	6,578.70		4,389.00	4,522.00	6,445.70	6,445.70
08F Lighthouse Environmental Programs	12,819.31		7,532.22	7,704.67	12,646.86	12,646.86
08G Flexible Spending Administrative	2,215,134.49		83,177.00	74,694.59	2,223,616.90	2,223,616.90
08J Prescription Drug Consortium
08L "Ski & Ride Washington"	3,539.89		2,282.00	2,914.33	2,907.56	2,907.56
08P State Parks Education and Enhancement	298,281.46		13,143.64	19,324.67	292,100.43	292,100.43
08V Veterans Stewardship	959,258.44		55,621.56	30,546.54	984,333.46	171.80	984,505.26
08W "Washington's National Park Fund"	32,065.91		24,608.38	27,455.34	29,218.95	29,218.95
098 Eastern Washington Pheasant Enhancement	478,388.08		3,390.67	163,571.12	318,207.63	11,887.41	330,095.04
09A We Love Our Pets	12,254.56		4,725.00	4,605.99	12,373.57	12,373.57
09B Boating Safety Education Certification	813,912.03		35,020.00	8,588.77	840,343.26	680.00	841,023.26
09J Washington Coastal Crab Pot Buoy Tag	179,938.96	(21.03)	179,959.99	179,959.99
09K Life Sciences Discovery	1,614,170.45		1,086.15	624.00	1,614,632.60	1,614,632.60
09L Nursing Resource Center	450,367.22		63,470.43	293.99	513,543.66	513,543.66
10F "Share the Road"	17,025.37		5,992.00	6,206.66	16,810.71	6,465.66	23,276.37
11A Employment Training Finance	411,732.70		13,998.79	425,731.49	425,731.49
11J Electronic Products Recycling	944,839.93	22,256.49	922,583.44	922,583.44
11P Large On-Site Sewage Systems
11V Veteran Estate Management	8,811.80		30,189.82	34,762.35	4,239.27	262.60	4,501.87
126 Agricultural Local	28,577,754.55		3,472,227.52	1,479,828.28	30,570,153.79	88,507.62	30,658,661.41
128 Grain Inspection Revolving	71,427.13		1,543,154.34	1,523,553.57	91,027.90	1,380.14	92,408.04

RECEIPTS AND DISBURSEMENTS FOR TREASURER'S TRUST FUNDS

	July 1, 2022		July 2022		July 31, 2022		
	Beginning Book Balance		Plus Receipts	Less Disbursements	Ending Book Balance	Outstanding Warrants	Ending Cash Balance
SPECIAL REVENUE FUNDS (Continued)							
12E Assisted Living Facility Management	\$ 554,960.74	\$	\$ (6,357.17)	\$ 561,317.91	\$	\$ 561,317.91	
12F Manufactured/Mobile Home Dispute Resol	2,454,992.96		32,152.50	54,663.19	2,432,482.27	2,432,482.27	
12G Rockfish Research	518,327.18		43,571.20	5,328.19	556,570.19	0.50	
12H Uniformed Service Shared Leave Pool	885,541.62			1,425.20	884,116.42	884,116.42	
12N Get Ready For Math & Science Schlarshp	255,680.04		1,091.18		256,771.22	256,771.22	
133 Children's Trust	532,168.91		3,026.88	64.00	535,131.79	180.00	
14E Washington State Library Operations	8,330,753.87		459,143.97	475,309.96	8,314,587.88	5,383.44	
14W Reduced Cigarette Ignition Propensity	785,175.71		787.23	4,636.80	781,326.14	781,326.14	
15A Transitional Housing Oper & Rent	0.41				0.41	0.41	
15T Broadband Mapping							
15V Funeral and Cemetery	483,619.53		9,385.31	49,388.26	443,616.58	2.66	
15W Guaranteed Asset Protection Waiver	19,750.00				19,750.00	19,750.00	
163 Worker and Community Right to Know	2,859,927.04		135,176.19	224,581.22	2,770,522.01	0.98	
169 Horse Racing Commission Operating	1,281,580.69		213,583.24	374,556.26	1,120,607.67	16,566.65	
16B Landscape Architects' License	274,124.39		17,847.00	14,755.93	277,215.46	277,215.46	
16E Spec Forest Products Outreach/Education	74,542.88		391.07		74,933.95	74,933.95	
16G Universal Vaccine Purchase	12,877,439.03		9,097,836.73	12,826,565.14	9,148,710.62	1,522,987.12	
16L Accessible Communities	814,576.34		11,881.25	1,749.78	824,707.81	824,707.81	
16N Disabled Veterans Assistance							
16T Product Stewardship Programs	320,212.90			2,152.72	318,060.18	318,060.18	
17L Foreclosure Fairness	1,230,104.71		23,052.62	468,728.09	784,429.24	1,950.00	
17M Individual-Based/Portable Background Check Clearance	1,153,078.46		4,392.00	72.00	1,157,398.46	408.00	
17V Volunteer Firefighters	6,248.68		2,653.01	3,173.35	5,728.34	5,728.34	
180 Local Government Administrative Hearings	228,950.49			13,755.00	215,195.49	215,195.49	
189 Clarke-McNary							
18A Investing In Innovation							
18E Educator Certification Processing	2,840,210.37		1,394,295.02	(386,784.97)	4,621,290.36	13,468.06	
18M Music Matters Awareness	13,727.86		5,915.00	11,907.87	7,734.99	7,734.99	
18N Damage Prevention	219,808.86		400.00	5,750.00	214,458.86	214,458.86	
18R Seattle Sounders FC	6,799.81		3,660.30	4,516.87	5,943.24	5,943.24	
190 Forest Fire Protection Assessment	11,730,229.56		(380,066.74)	(366,569.16)	11,716,731.98	2,283.16	
193 State Forest Nursery Revolving	783,716.44		(101,836.86)	(124,573.55)	806,453.13	4,167.68	
195 Energy	0.21				0.21	0.21	
197 Statute Law Committee Publications	840,064.97		62.84	1,985.65	838,142.16	10.99	
198 Access Road Revolving	8,113,146.90		(502,556.75)	(196,433.11)	7,807,023.26	139,637.89	

RECEIPTS AND DISBURSEMENTS FOR TREASURER'S TRUST FUNDS

	July 1, 2022		July 2022		July 31, 2022		
	Beginning Book Balance		Plus Receipts	Less Disbursements	Ending Book Balance	Outstanding Warrants	Ending Cash Balance
SPECIAL REVENUE FUNDS (Continued)							
19B School for the Blind	\$ 3,854,460.50	\$	457,268.47	\$ 269,270.54	\$ 4,042,458.43	\$	\$ 4,042,458.43
19E 4-H Program	350.00		140.00	350.00	140.00	140.00
19F Seattle Seahawks	72,539.04		23,464.00	23,112.82	72,890.22	72,890.22
19H Center for Deaf/Hard of Hearing Youth	2,727,053.90		(593,909.99)	27,471.81	2,105,672.10	2,105,672.10
19M Seattle University	15,119.85		448.00	569.33	14,998.52	14,998.52
19P Child Rescue	68,886.64		998.53	69,885.17	69,885.17
19R Residential Services and Support	103,263.14		15,360.00	87,903.14	87,903.14
19W Wolf-Livestock Conflict	252,730.05		252,730.05	252,730.05
205 Mobile Home Park Relocation	3,875,457.80		120,975.39	172,936.56	3,823,496.63	112,000.00	3,935,496.63
206 Cost of Supervision	1,058,005.18		26,815.20	72,016.19	1,012,804.19	331.00	1,013,135.19
209 Regional Fisheries Enhancement Group	1,845,683.90		79,995.85	300,374.74	1,625,305.01	101.51	1,625,406.52
20A State Flower	3,451.01		2,286.67	2,940.01	2,797.67	2,797.67
20D CPA Scholarship Transfer	150,000.00		150,000.00	150,000.00
20E WA Internet Crimes Against Children	2,223,135.76		(429,000.00)	24,769.16	1,769,366.60	1,769,366.60
20G Washington Farmers and Ranchers	536.67		270.67	392.00	415.34	415.34
20K Licensing & Enforcement System Modernization
20P Nursing Facility Quality Enhancement	4,500,887.03		4,500,887.03	4,500,887.03
20W Washington Tennis	11,446.11		168.00	11,614.11	11,614.11
210 Fire Protection Contractor License	807,506.75		8,459.96	68,621.45	747,345.26	5.00	747,350.26
213 Veterans' Emblem	23,319.44		245.00	(28.00)	23,592.44	23,592.44
214 Temporary Worker Housing	303,028.99		1,144.00	278.58	303,894.41	94.38	303,988.79
219 Air Operating Permit	3,802,286.58		82,746.30	3,719,540.28	17.22	3,719,557.50
21A Washington State Wrestling	723.33		893.67	695.33	921.67	921.67
21C Washington Sexual Assault Kit	473,658.21		374.90	474,033.11	474,033.11
21F Fred Hutch	833.01		583.33	833.01	583.33	884.34	1,467.67
21G Washington State Aviation	138,824.24		4,379.66	(142.33)	143,346.23	143,346.23
21N NE WA Wolf-Livestock Management	255,662.07		175.48	100,431.40	155,406.15	155,406.15
21Q Forest Health Revolving	30,435,245.26		(169,388.89)	(596,678.84)	30,862,535.21	22,003.87	30,884,539.08
21U Veteran's In-State Service Shared Leave Pool	225,584.84		2,711.54	222,873.30	222,873.30
21W K-12 Criminal Background Check	343,252.00		37,602.75	143,013.72	237,841.03	237,841.03
225 Fingerprint Identification	3,908,280.21		886,215.50	1,402,327.10	3,392,168.61	4,501.65	3,396,670.26
22G Photovoltaic Module Recycling	360.76		360.76	360.76
22H Foster Parent Shared Leave Pool	204,970.30		(1,084.49)	206,054.79	206,054.79
22K Watershed Restoration Enhancement	384,300.00		88,550.00	472,850.00	472,850.00
22L Public Use General Aviation Airport Loan Revolving	6,663,796.19		4,488.71	1,078,532.73	5,589,752.17	5,589,752.17

RECEIPTS AND DISBURSEMENTS FOR TREASURER'S TRUST FUNDS

	July 1, 2022	July 2022		July 31, 2022		
	Beginning Book Balance	Plus Receipts	Less Disbursements	Ending Book Balance	Outstanding Warrants	Ending Cash Balance
SPECIAL REVENUE FUNDS (Continued)						
22N Fish and Wildlife Federal Lands Revolving	\$	\$	\$	\$	\$	\$
22P Natural Resources Federal Lands Revolving	7,767,224.78	(49,947.43)	(220,980.37)	7,938,257.72	7,938,257.72
22Q Seattle Mariners	8,236.56	798.00	(56.00)	9,090.56	9,090.56
23A Student Loan Advocate	485,210.45	13,819.68	471,390.77	471,390.77
23C Department of Licensing Tuition Recovery	78,364.41	52.93	300.00	78,117.34	600.00	78,717.34
23D Student Achievement Council Tuition Recovery Trust	177,620.12	120.52	177,740.64	177,740.64
23K Smoke Detection Device Awareness	36,533.32	36,533.32	36,533.32
23M County Road Administration Board Emergency Loan	2,210,557.97	1,487.46	2,212,045.43	2,212,045.43
24C San Juan Islands Programs	3,679.66	2,660.00	3,875.66	2,464.00	2,464.00
24D Seattle Storm	2,618.00	(2,590.00)	28.00	28.00
24E Washington State Library-Archives Building	15,050,365.84	329,643.07	15,380,008.91	15,380,008.91
24G Hemp Regulatory	335,205.07	1,364.66	11,909.62	324,660.11	100.00	324,760.11
24R Energy Independence Act Special
24S Seattle NHL Hockey	6,391.02	3,347.17	3,260.83	6,477.36	3,510.50	9,987.86
24T State Firearms Background Check System	7,240,405.55	818.87	410,743.72	6,830,480.70	6,830,480.70
259 Coastal Crab	115,059.09	380.00	119.45	115,319.64	120.00	115,439.64
25A Washington Apples	2,132.67	1,969.34	2,160.67	1,941.34	1,941.34
25R Recycled Content
25S Recycling Enhancing
25V Washington State Attorney General Charitable Asset Protection	228,029.25	56,039.00	32,980.68	251,087.57	251,087.57
26G Energy Facility Site Eval Council	35,527.32	(35,527.32)	(35,527.32)
26J WA State Leadership Board Spec Lic Plate	256,741.20	(561.64)	257,302.84	257,302.84
274 Adult Family Home	598,154.72	14,523.65	583,631.07	7,266.36	590,897.43
27D Driver Resource Center
281 Impaired Driving Safety	(691,099.96)	89,392.10	(26,750.00)	(574,957.86)	(574,957.86)
283 Juvenile Accountability Incentive	313,427.99	210.90	313,638.89	313,638.89
297 Pipeline Safety	3,127,437.61	209,836.29	2,917,601.32	2,917,601.32
298 Geologists'	190,139.37	32,442.30	25,826.49	196,755.18	196,755.18
300 Financial Services Regulation	50,012,293.29	3,087,499.44	4,327,587.67	48,772,205.06	56,818.60	48,829,023.66
320 Puget Sound Crab Pot Buoy Tag	6,735.55	7,198.75	13,934.30	13,934.30
328 Crim Justice Training Commis Firing Range Maintenance	174,461.00	174,461.00	174,461.00
416 Surplus and Donated Food Commodities Revolving	4,791,396.97	175,235.64	4,966,632.61	4,966,632.61
424 Anti-Trust Revolving	916,391.90	728,064.78	903,910.36	740,546.32	428.22	740,974.54
474 School Employees Flexible & Dependent Care Administration	39,461.49	12,577.00	33,079.44	18,959.05	18,959.05
480 Financial Education Public-Private Partnership	116,539.64	4,501.53	121,041.17	121,041.17

RECEIPTS AND DISBURSEMENTS FOR TREASURER'S TRUST FUNDS

	July 1, 2022		July 2022		July 31, 2022		
	Beginning Book Balance	Plus Receipts	Less Disbursements	Ending Book Balance	Outstanding Warrants	Ending Cash Balance	
SPECIAL REVENUE FUNDS (Continued)							
485 Horse Racing Owners' Bonus/Breeder Awards	\$ 222,948.94	\$ 72,912.60	\$ 104.75	\$ 295,756.79	\$ 104.75	\$ 295,861.54	
495 Toll Collection	28,077,214.88	15,286,500.42	14,760,520.22	28,603,195.08	188,647.27	28,791,842.35	
496 Educator Conditional Scholarship	3,289,792.99	1,701,730.08	736,360.08	4,255,162.99	24,000.00	4,279,162.99	
497 Horse Racing Commission Class C Purse Fund	172,629.90	5,721.07	178,350.97	178,350.97	
498 Washington State Council of Fire Fighters Benevolent	19,425.70	11,617.68	13,059.67	17,983.71	17,983.71	
499 Law Enforcement Memorial	51,261.76	55,865.87	26,187.04	80,940.59	80,940.59	
501 Liquor Revolving	8,430,488.53	41,166,785.17	4,329,757.84	45,267,515.86	210,639.18	45,478,155.04	
503 Tuition Recovery	4,290,522.16	42,703.67	407.75	4,332,818.08	4,332,818.08	
515 DNA Data Base	727,429.60	33,456.09	58,899.45	701,986.24	701,986.24	
516 Fruit and Vegetable Inspection	8,748,482.01	1,455,346.67	2,033,048.67	8,170,780.01	19,466.88	8,190,246.89	
536 Federal Food Service Revolving	2,438,185.60	(1,050,378.83)	3,209,004.70	(1,821,197.93)	140,854.01	(1,680,343.92)	
553 Performance Audits of Government	13,977,431.24	2,307,936.06	2,178,871.83	14,106,495.47	3,674.90	14,110,170.37	
561 Community Technical College Innovation	11,658,493.23	388,713.91	7,680,851.68	4,366,355.46	4,366,355.46	
687 Rural Rehabilitation	54,759.34	36.85	54,796.19	54,796.19	
688 Federal Local Rail Service Assistance	82,907.16	55.53	82,962.69	82,962.69	
731 Child Care Facility Revolving	74,847.50	50.36	74,897.86	74,897.86	
732 Nursing Home Civil Penalties	2,071,002.94	(34,758.31)	2,105,761.25	2,105,761.25	
746 Hanford Area Economic Investment	48,743.55	48,743.55	48,743.55	
749 Governor's Interagency Committee of State Employed Women	122,157.47	20.00	122,137.47	122,137.47	
761 Basic Health Plan Subscription	250,744.09	250,744.09	250,744.09	
763 Center for the Improvement of Student Learning	35,600.68	35,600.68	35,600.68	
773 Commission on Higher Ed Prof Student Ex Program	51,200.00	51,200.00	51,200.00	
774 University of Washington License Plate	160,757.41	24,290.04	(765.34)	185,812.79	185,812.79	
776 Washington State University License Plate	16,170.03	58,982.08	(2,970.34)	78,122.45	78,122.45	
778 Western Washington University License Plate	1,852.67	1,999.67	(56.00)	3,908.34	3,908.34	
779 Eastern Washington University License Plate	117,086.82	4,624.68	(198.33)	121,909.83	121,909.83	
780 School Zone Safety Account	1,280,191.86	16,658.77	8,739.14	1,288,111.49	1,288,111.49	
783 Central Washington University License Plate	1,834.00	1,591.33	(28.00)	3,453.33	3,453.33	
784 Miscellaneous Transportation Programs	(22,993,967.07)	36,120,681.21	41,141,733.86	(28,015,019.72)	1,387,752.35	(26,627,267.37)	
786 The Evergreen State College License Plate	27,296.39	532.00	(28.00)	27,856.39	27,856.39	
789 Advanced Environmental Mitigation Revolving	1,131,970.14	758.17	1,132,728.31	1,132,728.31	
816 Stadium and Exhibition Center	4,130,940.10	1,118,749.81	3,503,152.47	1,746,537.44	1,746,537.44	
821 Impaired Physician	176,154.16	169,750.00	100.00	345,804.16	200.00	346,004.16	
823 Livestock Nutrient Management	25,336.20	25,336.20	25,336.20	
833 Developmental Disabilities Endowment Trust	2,199,091.04	914,456.74	302,371.95	2,811,175.83	76,586.69	2,887,762.52	

RECEIPTS AND DISBURSEMENTS FOR TREASURER'S TRUST FUNDS

	July 1, 2022	July 2022		July 31, 2022		
	Beginning Book Balance	Plus Receipts	Less Disbursements	Ending Book Balance	Outstanding Warrants	Ending Cash Balance
SPECIAL REVENUE FUNDS (Continued)						
834 Capitol Furnishings Preservation Committee	\$ 29,248.41	\$ 2,502.32	\$	\$ 31,750.73	\$	\$ 31,750.73
878 Federal Forest Revolving	2,496.86	1.68	2,498.54	2,498.54
880 Advance Right-of-Way Revolving	36,752,927.16	243,062.66	36,995,989.82	5,253.00	37,001,242.82
884 Gambling Revolving	18,529,466.05	1,516,808.00	1,158,337.08	18,887,936.97	19,019.13	18,906,956.10
885 Plumbing Certificate	1,545,641.59	136,690.23	110,493.05	1,571,838.77	42.71	1,571,881.48
892 Pressure Systems Safety	866,845.69	158,296.10	213,758.95	811,382.84	1,323.30	812,706.14
TOTAL SPECIAL REVENUE FUNDS	\$ 405,324,532.58	\$ 123,311,824.12	\$ 106,057,546.57	\$ 422,578,810.13	\$ 4,199,341.92	\$ 426,778,152.05
CAPITAL PROJECTS FUNDS						
366 Watershed Restoration Enhancement Bond	\$ 9,948,827.68	\$	\$ 151,778.21	\$ 9,797,049.47	\$	\$ 9,797,049.47
377 Watershed Restoration Enhancement Taxable Bond
TOTAL CAPITAL PROJECTS FUNDS	\$ 9,948,827.68	\$	\$ 151,778.21	\$ 9,797,049.47	\$	\$ 9,797,049.47
PERMANENT FUNDS						
842 American Indian Scholarship Endowment	\$ 296,238.85	\$ (281.66)	\$	\$ 295,957.19	\$	\$ 295,957.19
852 Foster Care Scholarship Endowment	3,886.97	2.61	3,889.58	3,889.58
TOTAL PERMANENT FUNDS	\$ 300,125.82	\$ (279.05)	\$	\$ 299,846.77	\$	\$ 299,846.77
ENTERPRISE FUNDS						
22E Family and Medical Leave Enforcement	\$ 416,067.85	\$ 498.13	\$	\$ 416,565.98	\$	\$ 416,565.98
22F Family and Medical Leave Insurance	31,634,118.87	71,315,596.56	101,998,802.28	950,913.15	972,288.44	1,923,201.59
413 Municipal Revolving	3,797,857.30	2,722,238.35	2,961,130.97	3,558,964.68	1,600.15	3,560,564.83
438 Uniform Dental Plan Benefits Administration	556,000.93	576,838.00	550,038.40	582,800.53	582,800.53
439 Uniform Medical Plan Benefits Administration	429,721.04	10,522,747.00	663,379.30	10,289,088.74	10,289,088.74
442 Legislative Gift Center	172,174.93	19,415.99	18,522.60	173,068.32	3,460.74	176,529.06
445 Self-Insured Emplry Overpymt Reimb	870,326.77	12,475.86	882,802.63	7,315.98	890,118.61
446 Industrial Insurance Rainy Day Fund
449 Certificates of Participation and Other Financing - Local	6,053,979.97	17,918,929.02	23,534,139.10	438,769.89	438,769.89
456 Separately Managed State Treasurer's Service	148,376.98	17,185.62	7,476.75	158,085.85	1,796.19	159,882.04
470 Imaging	138,376.56	19,674.70	48,402.96	109,648.30	109,648.30
473 School Employees Insurance Reserve	61,903,725.97	61,903,725.97	61,903,725.97
475 School Employees Dental Benefits Administration	6,110.82	868,548.00	432,057.78	442,601.04	442,601.04
477 Lottery Investment
493 School Employees' Insurance	5,725,752.01	88,251,541.83	151,807,328.39	(57,830,034.55)	347,771.42	(57,482,263.13)
494 School Employees' Benefits Board Administration	1,433,964.69	1,997,326.72	1,907,342.84	1,523,948.57	1,523,948.57
543 Judicial Information Systems	(5,735,978.57)	928,186.80	2,516,226.73	(7,324,018.50)	104.98	(7,323,913.52)
544 Pollution Liability Insurance Program Trust	43,229,337.09	3,409,194.62	733,373.50	45,905,158.21	53,970.60	45,959,128.81

RECEIPTS AND DISBURSEMENTS FOR TREASURER'S TRUST FUNDS

	July 1, 2022		July 2022		July 31, 2022		
	Beginning Book Balance		Plus Receipts	Less Disbursements	Ending Book Balance	Outstanding Warrants	Ending Cash Balance
ENTERPRISE FUNDS (Continued)							
545 Heating Oil Pollution Liability Trust	\$ 2,194,638.02	\$	61,000.61	\$ 93,378.55	\$ 2,162,260.08	\$ 13.25	\$ 2,162,273.33
567 Long-Term Services and Supports Trust	33,377,092.87		18,601.76	1,306,166.44	32,089,528.19		32,089,528.19
721 Public Employees' and Retirees' Insurance	7,402,460.89		204,524,905.79	191,082,939.32	20,844,427.36	5,411,529.69	26,255,957.05
730 Public Employees' and Retirees' Insurance Reserve	161,813,651.44		118,743.37		161,932,394.81		161,932,394.81
788 Advanced College Tuition Payment Program	2,407,908.42		6,865,733.19	5,315,138.89	3,958,502.72	1,261,515.53	5,220,018.25
TOTAL ENTERPRISE FUNDS	\$ 296,071,938.88	\$	472,073,107.89	\$ 484,975,844.80	\$ 283,169,201.97	\$ 8,061,366.97	\$ 291,230,568.94
INTERNAL SERVICE FUNDS							
411 Natural Resources Equipment	\$ 13,537,696.05	\$	(556,639.51)	\$ (1,971,326.49)	\$ 14,952,383.03	\$ 36,694.27	\$ 14,989,077.30
421 Education Technology Revolving Fund	9,250,202.28			990,574.43	8,259,627.85	221,586.84	8,481,214.69
422 General Administration Services	48,734,431.11		20,121,889.98	21,332,968.90	47,523,352.19	1,441,437.00	48,964,789.19
436 OFM Labor Relations Service	2,477,801.60		45,061.58	610,880.38	1,911,982.80		1,911,982.80
444 Fish & Wildlife Equipment	157,401.28		96,648.00	82,093.93	171,955.35		171,955.35
453 Minority and Women's Business Enterprises	1,877,122.14		549,124.56	204,334.17	2,221,912.53	5.00	2,221,917.53
458 Consolidated Technology Services Revolving	18,008,127.90		16,245,954.53	12,886,568.49	21,367,513.94	308,313.40	21,675,827.34
461 Shared Information Technology System Revolving							
466 Statewide Info Tech System Development Revolving	54,579,980.43		1,055,691.96	3,468,191.09	52,167,481.30		52,167,481.30
471 State Patrol Nonappropriated Airplane Revolving	117,904.24		165,720.30	33,755.99	249,868.55		249,868.55
472 Statewide Info Tech System Maintenance & Operations Revolving	18,893,348.84		469,044.05	2,543,282.34	16,819,110.55		16,819,110.55
546 Risk Management	434,338.34		893,928.41	18,840,708.91	(17,512,442.16)		(17,512,442.16)
547 Liability	(231,143,560.79)		443,721.13	21,503,244.94	(252,203,084.60)	2,220,031.62	(249,983,052.98)
739 Certificates of Participation and Other Financing - State	2,754,324.02		91,998,176.40	94,165,974.93	586,525.49	12,687.50	599,212.99
TOTAL INTERNAL SERVICE FUNDS	\$ (60,320,882.56)	\$	131,528,321.39	\$ 174,691,252.01	\$ (103,483,813.18)	\$ 4,240,755.63	\$ (99,243,057.55)
PRIVATE PURPOSE FUNDS							
196 Unclaimed Personal Property	\$ 3,346,014.34	\$	7,435,616.14	\$ 7,563,551.44	\$ 3,218,079.04	\$ 6,941,037.94	\$ 10,159,116.98
463 WA College Savings Program	(405,276.29)		89,505.67	74,640.51	(390,411.13)		(390,411.13)
738 Department of Social and Health Services Trust	53,654.52				53,654.52		53,654.52
799 WA Achieving a Better Life Experience Program	45,598.41		11,257.06		56,855.47		56,855.47
TOTAL PRIVATE PURPOSE FUNDS	\$ 3,039,990.98	\$	7,536,378.87	\$ 7,638,191.95	\$ 2,938,177.90	\$ 6,941,037.94	\$ 9,879,215.84
PENSION TRUST FUNDS							
838 LEOFF Retirement System Benefits Improvement	\$ 1.80	\$		\$	1.80	\$	1.80
TOTAL PENSION TRUST FUNDS	\$ 1.80	\$		\$	1.80	\$	1.80
CUSTODIAL FUNDS							
165 Salary Reduction	\$ 1,450,209.28	\$	3,037,471.61	\$ 2,592,735.02	\$ 1,894,945.87	\$	\$ 1,894,945.87

RECEIPTS AND DISBURSEMENTS FOR TREASURER'S TRUST FUNDS

	July 1, 2022	July 2022		July 31, 2022		
	Beginning Book Balance	Plus Receipts	Less Disbursements	Ending Book Balance	Outstanding Warrants	Ending Cash Balance
CUSTODIAL FUNDS (Continued)						
16C Real Estate/Property Tax Admin Assistance	\$ 63,909.50	\$ 52,135.00	\$ 63,909.50	\$ 52,135.00	\$	\$ 52,135.00
17A County 911 Excise Tax	6,736,406.94	129,872.15	6,606,534.79	6,606,534.79
525 Washington State Combined Fund Drive	938,229.55	328,403.72	75,206.44	1,191,426.83	52,917.31	1,244,344.14
660 Natural Resources Deposit	52,003,593.79	32,208,892.11	28,051,837.75	56,160,648.15	234,213.99	56,394,862.14
734 Centennial Document Preservation and Modernization	3,923,125.55	262,757.42	3,923,125.55	262,757.42	262,757.42
737 High Occupancy Vehicle
757 Maritime Historic Restoration and Preservation	31,806.79	3,454.79	32,159.34	3,102.24	3,102.24
797 Local Tourism Promotion	1,917,147.28	(79,162.45)	1,996,309.73	1,996,309.73
802 School Employees Salary Reduction	(3,174,800.51)	1,756,148.95	1,731,905.19	(3,150,556.75)	(3,150,556.75)
847 Separately Managed State Agency Investment
TOTAL CUSTODIAL FUNDS	\$ 63,889,628.17	\$ 37,649,263.60	\$ 36,521,588.49	\$ 65,017,303.28	\$ 287,131.30	\$ 65,304,434.58
TOTAL TREASURER'S TRUST FUNDS	\$ 1,263,219,004.33	\$ 847,826,570.52	\$ 849,351,253.89	\$ 1,261,694,320.96	\$ 25,076,915.57	\$ 1,286,771,236.53

INVESTMENT STATEMENT

Fund / Account	July 1, 2022	Purchased	Maturities & Sales	Amortization	July 31, 2022
Treasury & Treasurer's Trust					
Investments (trade date basis)	\$ 19,211,717,594.66	\$ 4,355,166,017.02	\$ 6,576,975,858.44	\$ 1,649,554.55	\$ 16,991,557,307.79
Reverse Repurchase Agreements
Purchased Accrued Interest	601,766.47	73,944.35	10,147.52	665,563.30
Total Treasury & Treasurer's Trust	\$ 19,212,319,361.13	\$ 4,355,239,961.37	\$ 6,576,986,005.96	\$ 1,649,554.55	\$ 16,992,222,871.09
Local Government Investment Pool					
Investments (trade date basis)	\$ 26,630,079,337.52	\$ 109,477,223,220.71	\$ 113,055,600,555.56	\$ 12,627,331.55	\$ 23,064,329,334.22
Reverse Repurchase Agreements
Purchased Accrued Interest	130,077.50	39,770.83	90,306.67
Total Local Government Investment Pool	\$ 26,630,209,415.02	\$ 109,477,223,220.71	\$ 113,055,640,326.39	\$ 12,627,331.55	\$ 23,064,419,640.89
Separately Managed Accounts					
Investments (trade date basis)	\$ 991,651,245.17	\$ 21,222,698.74	\$ 17,693,133.36	\$ (52,561.99)	\$ 995,128,248.56
Purchased Accrued Interest	68,345.01	68,345.01
Total Separately Managed Accounts	\$ 991,719,590.18	\$ 21,222,698.74	\$ 17,693,133.36	\$ (52,561.99)	\$ 995,196,593.57
Total All Accounts	\$ 46,834,248,366.33	\$ 113,853,685,880.82	\$ 119,650,319,465.71	\$ 14,224,324.11	\$ 41,051,839,105.55

INVESTMENT INTEREST INCOME AND CAPITAL GAINS

Fund / Account	July 2022	July 2021	Fiscal Year 2023	Fiscal Year 2022
Treasury & Treasurer's Trust				
Cash	\$ 11,904,302.77	\$ 6,242,800.57	\$ 11,904,302.77	\$ 6,242,800.57
Custody Bank Fees	(10,848.57)	(9,221.68)	(10,848.57)	(9,221.68)
Other Bank Fees	(2,791.68)	(6,566.98)	(2,791.68)	(6,566.98)
Amortization	1,649,554.55	(2,855,342.78)	1,649,554.55	(2,855,342.78)
Accrued Interest	6,109,804.18	3,968,390.84	6,109,804.18	3,968,390.84
Gains and Losses	1,111,074.67	1,111,074.67
Total Treasury & Treasurer's Trust	\$ 19,650,021.25	\$ 8,451,134.64	\$ 19,650,021.25	\$ 8,451,134.64
Local Government Investment Pool				
Cash	\$ 14,303,228.76	\$ 4,662,398.13	\$ 14,303,228.76	\$ 4,662,398.13
Amortization	12,627,331.55	(97,291.47)	12,627,331.55	(97,291.47)
Accrued Interest	5,281,728.20	(1,028,022.83)	5,281,728.20	(1,028,022.83)
Gains and Losses	165,201.38	8,603.12	165,201.38	8,603.12
Total Local Government Investment Pool	\$ 32,377,489.89	\$ 3,545,686.95	\$ 32,377,489.89	\$ 3,545,686.95
Separately Managed Accounts				
Cash	\$ 528,765.38	\$ 444,296.30	\$ 528,765.38	\$ 444,296.30
Amortization	(52,561.99)	(51,446.48)	(52,561.99)	(51,446.48)
Accrued Interest	490,083.15	85,575.21	490,083.15	85,575.21
Gains and Losses	43,468.02	43,468.02
Total Separately Managed Accounts	\$ 966,286.54	\$ 521,893.05	\$ 966,286.54	\$ 521,893.05
Total All Accounts	\$ 52,993,797.68	\$ 12,518,714.64	\$ 52,993,797.68	\$ 12,518,714.64

MIKE PELLICCIOTTI
STATE TREASURER
PO BOX 40200
OLYMPIA WA 98504-0200

