



# Washington State Treasurer's Monthly Report

September 2021



**MIKE PELLICCIOTTI**  
State Treasurer

In accordance with the Americans with Disabilities Act, this publication will be made available in alternate formats upon request to the Office of the State Treasurer, Legislative Building, 2nd Floor, Olympia, Washington 98504-0200, telephone (360) 902-9000, fax (360) 902-9037 or TTY Users Call: 7-1-1. Web Site: <http://tre.wa.gov>.

TABLE OF CONTENTS

	<i>Page</i>
State Treasurer’s Letter .....	1
General Fund .....	2
Treasury, Treasurer’s Trust and Local Government Investment Pool Flow Chart .....	3
Treasury & Treasurer’s Trust, Treasury and Treasurer’s Trust Charts .....	4
General Fund and Local Government Investment Pool Charts .....	5
Receipts and Disbursements for the State Treasury .....	6
Receipts and Disbursements for Trust Funds .....	18
Investment Statement .....	27
Investment Interest Income and Capital Gains .....	28





**Mike Pellicciotti**  
State Treasurer

**State of Washington  
Office of the Treasurer**

Legislative Building  
P.O. Box 40200  
Olympia, Washington 98504-0200

(360) 902-9000 • TTY 7-1-1  
[www.tre.wa.gov](http://www.tre.wa.gov)



Fellow Washingtonians,

I am pleased to report on the operations of the Office of the State Treasurer for the month of September 2021. At the close of the month, the total of the treasury & treasurer's trust book balances was \$13 billion with investment earnings distributed for the month of \$6.7 million.

Sincerely,

A handwritten signature in blue ink that reads "Mike Pellicciotti". The signature is fluid and cursive.

Mike Pellicciotti  
State Treasurer

# GENERAL FUND

## GENERAL FUND CURRENT MONTH AND FISCAL YEAR TO DATE COMPARISON

(In Millions)

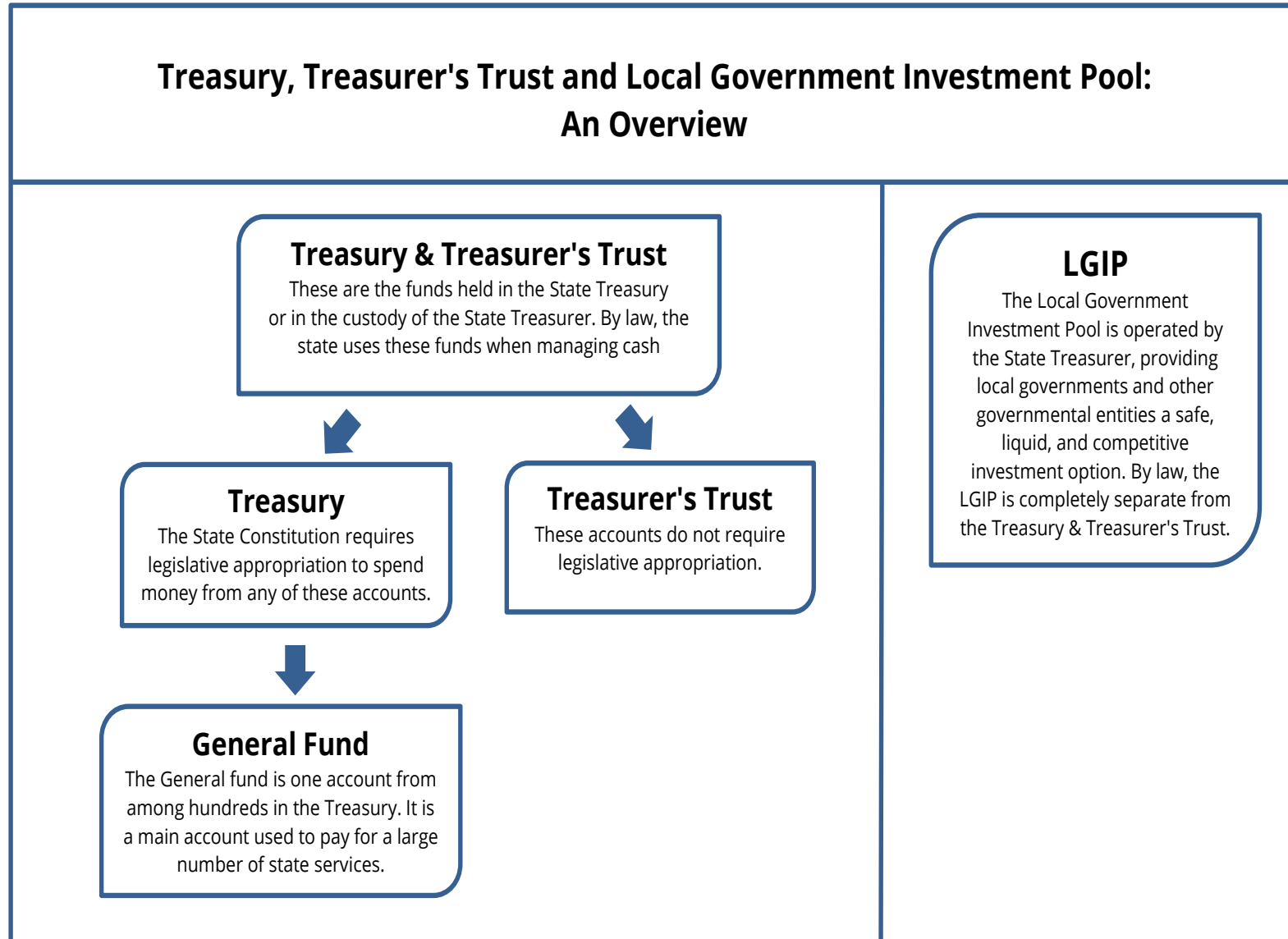
	Month of September		Fiscal Year to Date	
	2021	2020	2022	2021
<b>Beginning Book Balance</b>	\$ 3,873.812	\$ (235.182)	\$ 4,614.636	\$ 2,427.397
Cash Revenue	3,665.506	2,693.463	9,561.126	8,475.058
Other Cash Receipts	225.294	125.596	2,895.552	1,032.829
<b>Total Cash Receipts</b>	3,890.800	2,819.059	12,456.678	9,507.887
<b>Total Cash Disbursements</b>	3,879.354	3,166.834	13,186.056	12,518.241
<b>Ending Book Balance</b>	\$ 3,885.258	\$ (582.957)	\$ 3,885.258	\$ (582.957)
<b>Cash Revenue</b>				
Bond Retirement & Interest	\$ 0.000	\$ 0.000	\$ (0.275)	\$ (0.266)
Secretary of State	3.726	3.191	11.246	9.557
<b>Department of Revenue:</b>				
Retail Sales Tax	1,144.666	847.231	3,469.171	2,905.315
Business & Occupation Tax	434.123	312.264	1,287.296	1,113.690
Compensating Tax	72.654	66.258	211.829	204.093
Cigarette Tax	33.855	31.740	68.253	93.417
Public Utility Tax	39.651	30.665	111.333	97.389
Various Other Revenue	1.140	22.719	(114.068)	112.074
Insurance Commission	152.890	153.506	168.407	165.706
Liquor and Cannabis Board	46.406	39.696	46.534	44.888
<b>Department of Licensing:</b>				
Excise Tax – Other	0.018	0.015	0.050	0.050
Various Other Revenue	0.648	0.924	5.714	6.536
Department of Social & Health Services	4.143	16.680	13.263	25.064
Universities & Colleges	0.000	0.000	0.000	0.000
Treasurer's Transfers	(13.933)	(16.036)	(70.591)	(41.706)
<b>Counties:</b>				
Property Tax	27.253	29.664	97.255	248.508
Real Estate Excise Tax	254.859	160.874	705.297	397.801
Various Other Revenue	3.114	3.349	9.676	10.073
Federal Grants-In-Aid (All Agencies)	1,461.488	972.011	3,460.901	2,908.720
Revenues Distributed to Local Governments	(5.329)	(4.079)	(38.186)	(36.707)
Other Agencies' Cash Revenue	4.134	22.791	118.021	210.856
<b>Total Cash Revenue</b>	\$ 3,665.506	\$ 2,693.463	\$ 9,561.126	\$ 8,475.058

Source: Agency Financial Reporting System (AFRS).

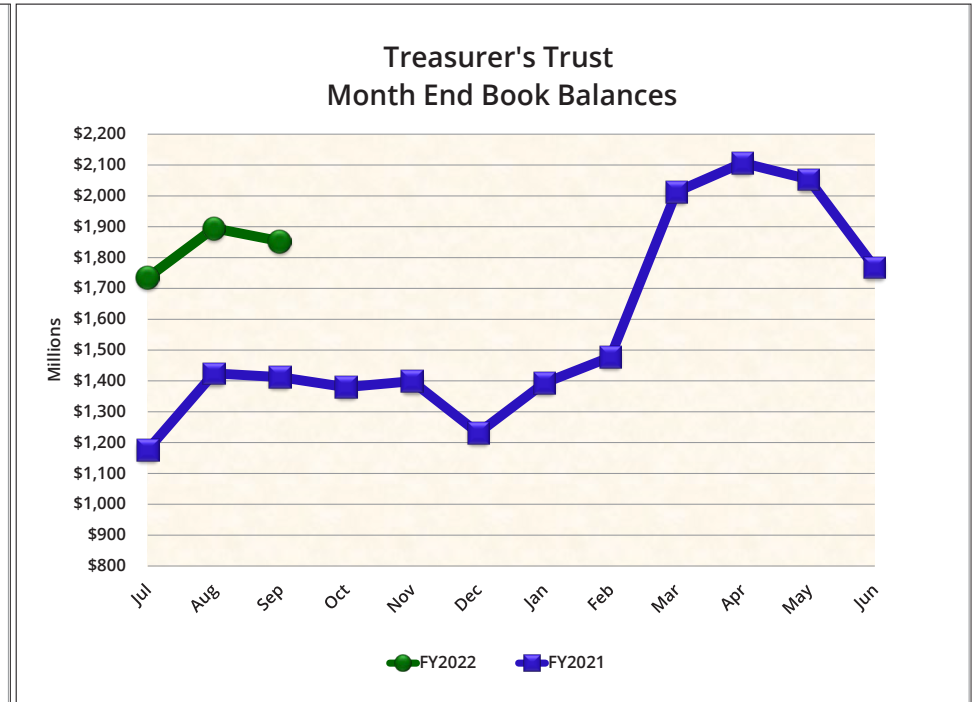
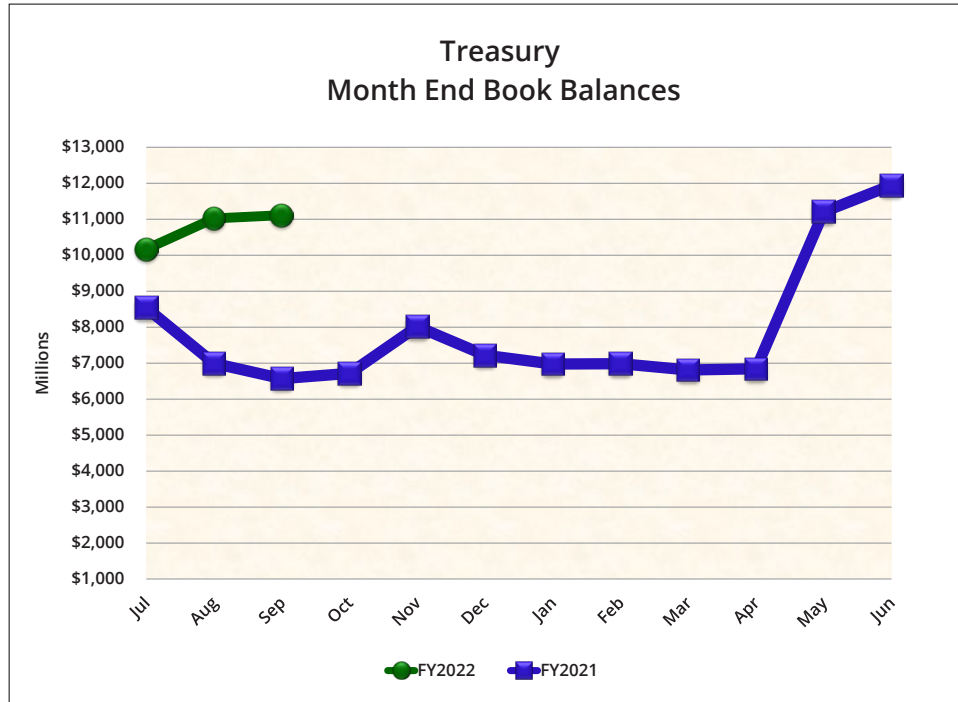
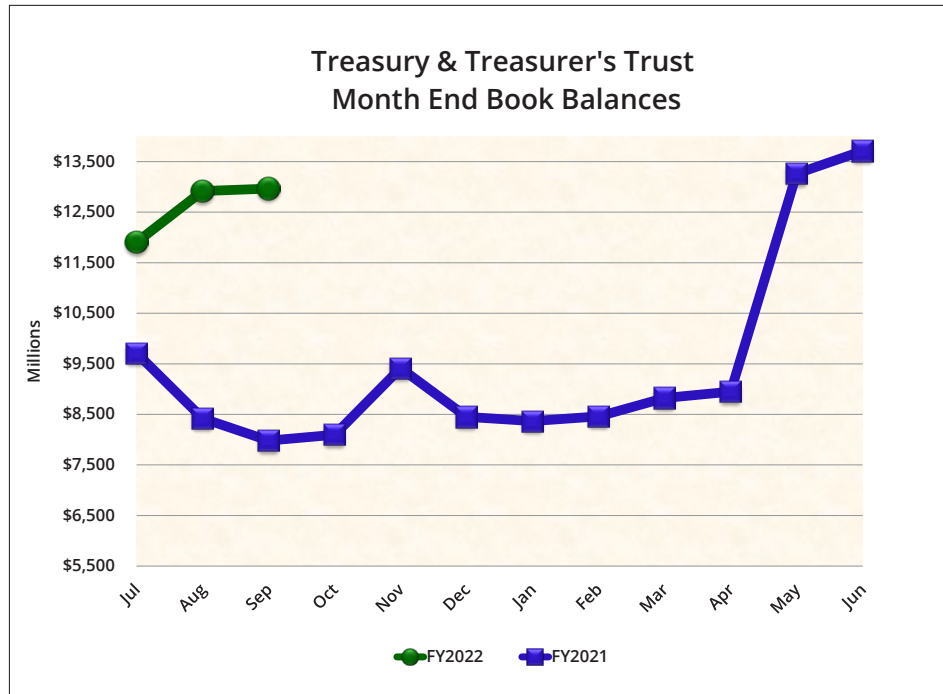
# TREASURY, TREASURER'S TRUST AND LGIP FLOW CHART

The State Treasurer is charged with the cash management of public funds, which includes two categories of state funds and accounts: (1) funds and accounts located in the state treasury, which are subject to legislative appropriation; and (2) Treasurer's trust funds, which are accounts placed in the custody of the State Treasurer, and not typically subject to legislative appropriation. Funds within these accounts are commingled for investment and cash management purposes.

This flow chart describes the structure of the Treasury and Treasurer's Trust Accounts. Month end balances of these accounts are shown on pages 4 and 5.



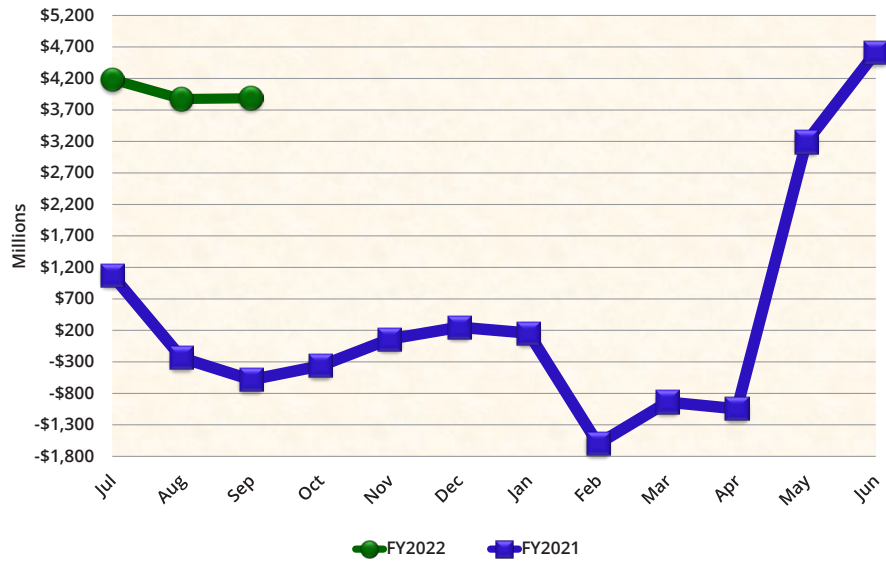
# TREASURY & TREASURER'S TRUST AND TREASURY AND TREASURER'S TRUST CHART



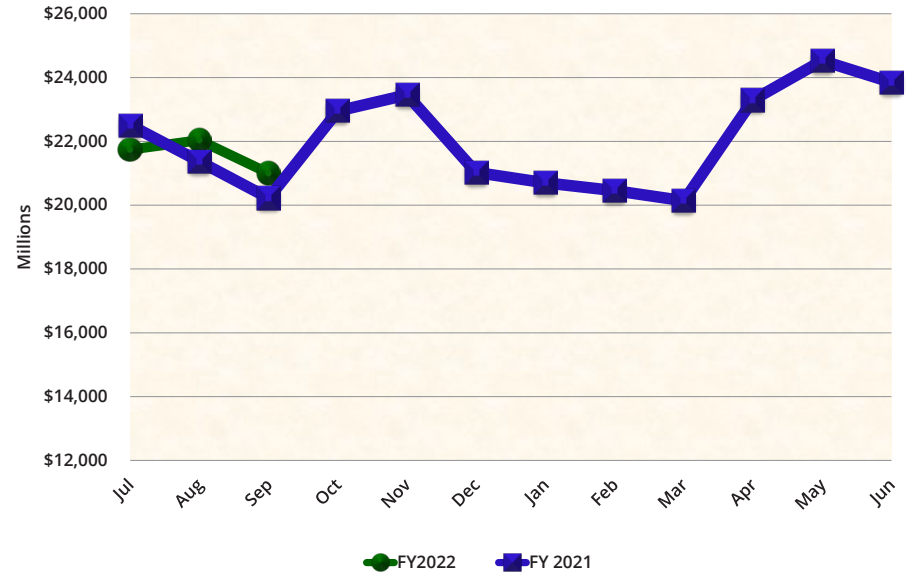


# GENERAL FUND AND LOCAL GOVERNMENT INVESTMENT POOL CHARTS

## General Fund Month End Book Balances

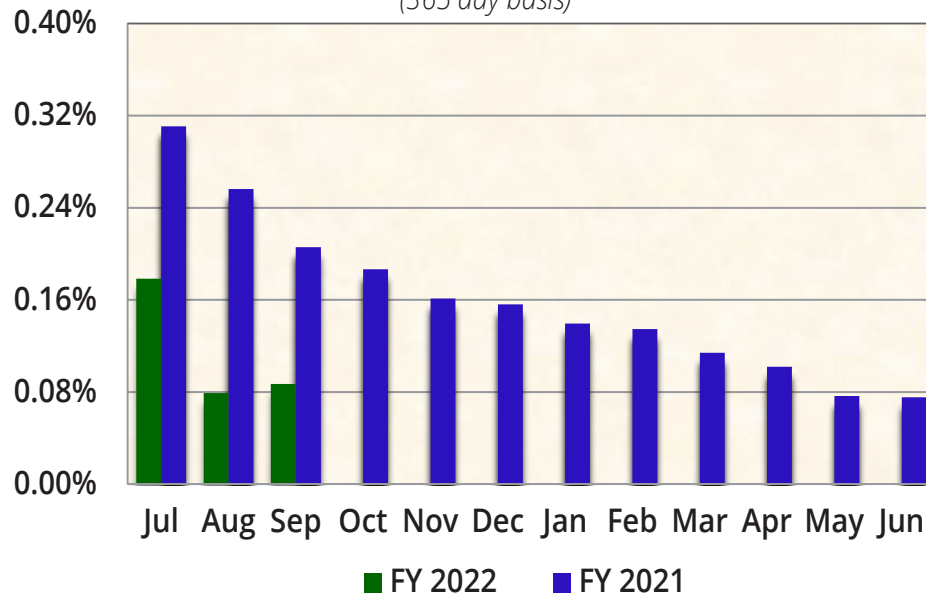


## Local Government Investment Pool Month End Book Balances



## LGIP Net Yield

(365 day basis)



# RECEIPTS AND DISBURSEMENTS FOR TREASURY FUNDS

	September 1, 2021	September 2021		September 30, 2021		
	Beginning Book Balance	Plus Receipts	Less Disbursements	Ending Book Balance	Outstanding Warrants	Ending Cash Balance
<b>GENERAL FUND</b>						
001 General	\$ 3,873,812,686.01	\$ 3,890,799,928.15	\$ 3,879,353,863.66	\$ 3,885,258,750.50	\$ 59,513,835.08	\$ 3,944,772,585.58
018 Millersylvania Park Current	5,210.50	.....	.....	5,210.50	.....	5,210.50
01E Geothermal	92,292.61	.....	.....	92,292.61	.....	92,292.61
01N Institutional Impact	19,144.72	.....	.....	19,144.72	.....	19,144.72
02P Flood Control Assistance	4,029,719.17	4,168.27	38,468.24	3,995,419.20	10.91	3,995,430.11
031 State Investment Board Expense	6,591,465.36	1,958,364.98	2,095,425.45	6,454,404.89	.....	6,454,404.89
032 State Emergency Water Projects Revolving	221,616.92	.....	.....	221,616.92	.....	221,616.92
03A Excess Earnings	.....	.....	.....	.....	.....	.....
03L County Criminal Justice Assistance	1,837,809.26	(12,453.21)	120,206.10	1,705,149.95	375.40	1,705,525.35
03M Municipal Criminal Justice Assistance	(108,922.01)	588.43	38,366.58	(146,700.16)	166.83	(146,533.33)
04L Public Health Services	6.69	.....	.....	6.69	.....	6.69
051 State and Local Improvements Revolving	26,744.33	.....	.....	26,744.33	.....	26,744.33
055 State & Local Improve Revolving (Waste Disp Facilities, 1980)	2,639.01	.....	.....	2,639.01	.....	2,639.01
05C Criminal Justice Treatment	3,257,226.34	.....	1,407,406.94	1,849,819.40	.....	1,849,819.40
05M Tourism Development and Promotion	.....	.....	.....	.....	.....	.....
070 Outdoor Recreation	(71,677.40)	803,314.17	731,636.77	.....	.....	.....
072 State & Local Improve Revolving (Water Supply Facilities)	856,039.83	.....	.....	856,039.83	.....	856,039.83
09C Farm and Forest	.....	83,797.08	86,397.50	(2,600.42)	.....	(2,600.42)
09G Riparian Protection	(1,611,489.68)	1,611,489.68	.....	.....	.....	.....
09R Economic Development Strategic Reserve	2,829,339.63	.....	300,254.54	2,529,085.09	.....	2,529,085.09
10K Veterans Innovation Program	14,382.82	.....	.....	14,382.82	.....	14,382.82
10P Columbia River Basin Water Supply Development	4,218,707.14	1,495.55	67,892.72	4,152,309.97	.....	4,152,309.97
10T Hood Canal Aquatic Rehabilitation Bond	.....	.....	.....	.....	.....	.....
11F Reinvesting in Youth	5.98	.....	.....	5.98	.....	5.98
11N Heritage Barn Preservation	.....	.....	.....	.....	.....	.....
11W Water Quality Capital	34,227.10	.....	.....	34,227.10	.....	34,227.10
125 Site Closure	35,799,148.25	12,741.16	32,114.02	35,779,775.39	.....	35,779,775.39
12J Boating Activities	.....	.....	.....	.....	.....	.....
12K Puget Sound Scientific Research	.....	.....	.....	.....	.....	.....
12R Independent Youth Housing	.....	.....	.....	.....	.....	.....
12W Veterans Conservation Corps	.....	.....	.....	.....	.....	.....
14B Budget Stabilization	35,004,368.88	12,195.59	.....	35,016,564.47	.....	35,016,564.47
14C Puget Sound Recovery	.....	.....	.....	.....	.....	.....
14H Community Preservation & Development Authority	512,829.31	.....	333.11	512,496.20	.....	512,496.20
14L Streamlined Sales & Use Tax Mitigation	3,185,323.04	.....	.....	3,185,323.04	.....	3,185,323.04
15J Building Communities	.....	.....	.....	.....	.....	.....
15K Columbia River Water Delivery	16,173.66	.....	.....	16,173.66	.....	16,173.66
15R Evergreen Job Training	.....	.....	.....	.....	.....	.....
16V Water Rights Processing	80,787.33	100.00	.....	80,887.33	.....	80,887.33

# RECEIPTS AND DISBURSEMENTS FOR TREASURY FUNDS

	September 1, 2021	September 2021		September 30, 2021		
	Beginning Book Balance	Plus Receipts	Less Disbursements	Ending Book Balance	Outstanding Warrants	Ending Cash Balance
<b>GENERAL FUND (Continued)</b>						
177 Judicial Retirement Administrative	\$ .....	\$ .....	\$ .....	\$ .....	\$ .....	\$ .....
17C Opportunity Express Account	62,171.42	.....	.....	62,171.42	.....	62,171.42
17E State Efficiency and Restructuring	.....	.....	.....	.....	.....	.....
17F Washington Opportunity Pathways	115,624,619.42	17,404,162.04	13,033,355.74	119,995,425.72	.....	119,995,425.72
17K Basic Health Plan Stabilization	.....	.....	.....	.....	.....	.....
18H Opportunity Expansion	326.64	.....	.....	326.64	.....	326.64
19K Yakima Integrated Plan Implementation	.....	.....	.....	.....	.....	.....
19L Charter Schools Oversight	315,526.10	139,527.54	73,259.35	381,794.29	.....	381,794.29
19N Diesel Idle Reduction	.....	.....	.....	.....	.....	.....
20C Yakima Integrated Plan Implementation Taxable Bond	.....	.....	.....	.....	.....	.....
20F Invest in Washington	.....	.....	.....	.....	.....	.....
21B Chehalis Basin	.....	.....	.....	.....	.....	.....
21D Dairy Nutrient Infrastructure	.....	.....	.....	.....	.....	.....
21P Sexual Assault Prevention and Response	.....	.....	.....	.....	.....	.....
21R DCYF Contracted Services Performance Improvement	.....	.....	.....	.....	.....	.....
22C Early Learning Facilities Revolving	.....	181,405.70	315,296.10	(133,890.40)	.....	(133,890.40)
22D Early Learning Facilities Development	.....	(0.09)	.....	(0.09)	.....	(0.09)
22T Statewide Tourism Marketing	4,812,942.93	242,377.24	9,388.24	5,045,931.93	.....	5,045,931.93
23H Defense Community Compatibility	.....	.....	.....	.....	.....	.....
23J Statewide Broadband	27,712,658.73	9,658.30	30,817.55	27,691,499.48	.....	27,691,499.48
244 Habitat Conservation	(906,241.67)	2,083,137.67	1,176,896.00	.....	.....	.....
24H Career Connected Learning	.....	.....	.....	.....	.....	.....
24M Climate Resiliency	.....	.....	.....	.....	.....	.....
24U Sustainable Farms and Fields	.....	.....	.....	.....	.....	.....
253 Education Construction	22,350.87	7.78	.....	22,358.65	.....	22,358.65
25C Elementary & Secondary School Emergency Relief III	(9,006,943.85)	.....	25,202,179.58	(34,209,123.43)	.....	(34,209,123.43)
25D Manufacturing and Warehousing Job Centers	6,750,000.00	.....	1,687,472.33	5,062,527.67	.....	5,062,527.67
25F Forest Resiliency	5,873,788.33	1,270.22	99,495.72	5,775,562.83	120.54	5,775,683.37
25G Manufacturing Cluster Acceleration	.....	.....	.....	.....	.....	.....
25H Fair Start for Kids	.....	.....	.....	.....	.....	.....
25P Wildfire Response, Forest Restoration, and Community Resilience	.....	.....	.....	.....	.....	.....
291 Education Savings	.....	.....	.....	.....	.....	.....
355 State Taxable Building Construction	87,898,019.01	(181,563.10)	5,130,075.90	82,586,380.01	76,681.62	82,663,061.63
359 School Constr & Skill Ctrs Bldg	94,036.55	.....	48,435.28	45,601.27	.....	45,601.27
488 Special Personnel Litigation Revolving	.....	.....	.....	.....	.....	.....
489 Pension Funding Stabilization	20,408,569.52	(1,957,818.57)	196,787.71	18,253,963.24	.....	18,253,963.24
548 LEOFF System Plan 2 Expense	139,857.76	160,266.91	131,768.21	168,356.46	.....	168,356.46
702 Dedicated McCleary Penalty	.....	.....	.....	.....	.....	.....
706 Coronavirus State Fiscal Recovery Fund	406,514,821.68	8,859.00	7,032,973.67	399,490,707.01	337,558.60	399,828,265.61

# RECEIPTS AND DISBURSEMENTS FOR TREASURY FUNDS

	September 1, 2021	September 2021		September 30, 2021		
	Beginning Book Balance	Plus Receipts	Less Disbursements	Ending Book Balance	Outstanding Warrants	Ending Cash Balance
<b>GENERAL FUND (Continued)</b>						
707 Washington Rescue Plan Transition	\$ 1,000,000,000.00	\$ .....	\$ .....	\$ 1,000,000,000.00	\$ .....	\$ 1,000,000,000.00
828 Tobacco Prevention and Control	1,069,167.95	372.40	13,755.00	1,055,785.35	.....	1,055,785.35
830 Agricultural College Trust Management	\$833,229.61	261.12	56,953.32	776,537.41	168.03	776,705.44
<b>TOTAL GENERAL FUND</b>	<b>\$ 5,638,874,705.80</b>	<b>\$ 3,913,367,654.01</b>	<b>\$ 3,938,511,275.33</b>	<b>\$ 5,613,731,084.48</b>	<b>\$ 59,928,917.01</b>	<b>\$ 5,673,660,001.49</b>
<b>SPECIAL REVENUE FUNDS</b>						
002 Hospital Data Collection	\$ 102,158.99	\$ 152,112.63	\$ 8,777.63	\$ 245,493.99	\$ .....	\$ 245,493.99
003 Architects' License	891,551.26	58,839.55	75,846.22	874,544.59	99.00	874,643.59
007 Winter Recreational Program	2,622,316.94	5,212.00	22,379.94	2,605,149.00	435.10	2,605,584.10
014 Forest Development	17,552,934.93	1,531.65	(1,116,815.15)	18,671,281.73	2,912.38	18,674,194.11
01B ORV & Non-Highway Vehicle Account	1,258,499.63	326,924.46	198,391.34	1,387,032.75	293.62	1,387,326.37
01M Snowmobile	3,301,659.40	250,754.34	28,737.11	3,523,676.63	2,199.00	3,525,875.63
024 Professional Engineers'	1,147,949.96	174,032.10	114,768.97	1,207,213.09	2,340.83	1,209,553.92
025 Pilotage	468,782.75	383,156.59	1,591,073.01	(739,133.67)	.....	(739,133.67)
026 Real Estate Commission	1,454,335.69	1,323,116.18	462,021.27	2,315,430.60	1,871.66	2,317,302.26
027 Reclamation	5,342,228.19	462,091.51	95,313.90	5,709,005.80	440.00	5,709,445.80
02A Surveys and Maps	829,541.99	67,605.31	58,736.21	838,411.09	.....	838,411.09
02G Health Professions	22,676,119.78	6,910,342.27	4,482,355.54	25,104,106.51	161,248.52	25,265,355.03
02H Business Enterprises Revolving	774,267.38	52,836.96	52,684.33	774,420.01	.....	774,420.01
02J Certified Public Accountants'	2,968,948.95	68,324.00	192,219.46	2,845,053.49	2,108.27	2,847,161.76
02K Death Investigations	315,842.97	792,033.60	324,874.38	783,002.19	607.44	783,609.63
02M Essential Rail Assistance	669,010.43	1,235.15	56,853.57	613,392.01	.....	613,392.01
02N Parkland Acquisition	93,641.19	.....	.....	93,641.19	.....	93,641.19
02R Aquatic Lands Enhancement	5,438,852.59	(56,030.52)	(1,234,691.79)	6,617,513.86	11,655.34	6,629,169.20
02W Timber Tax Distribution	2,563,188.41	1,212,003.22	551,893.28	3,223,298.35	38,208.66	3,261,507.01
030 Landowner Contingency Forest Fire Suppression	(2,360,689.03)	47.98	25,566.43	(2,386,207.48)	60,881.31	(2,325,326.17)
039 Aeronautics	2,226,224.15	506,216.50	179,733.26	2,552,707.39	15,244.19	2,567,951.58
03B Asbestos	1,104,514.76	31,220.00	17,963.35	1,117,771.41	42.45	1,117,813.86
03C Emergency Medical Services and Trauma Care System Trust	10,561,335.02	917,382.93	58,599.60	11,420,118.35	15,240.00	11,435,358.35
03F Enhanced 911	8,685,373.79	2,332,871.79	3,266,301.68	7,751,943.90	212,547.71	7,964,491.61
03N Business License	7,762,313.96	2,413,401.19	2,691,570.84	7,484,144.31	115,159.98	7,599,304.29
03P Fire Service Trust	616,781.89	.....	217.12	616,564.77	.....	616,564.77
03R Safe Drinking Water	4,164,073.67	77,000.78	182,726.10	4,058,348.35	1,847.45	4,060,195.80
041 Resource Management Cost	6,108,707.51	4,982.83	(3,025,439.81)	9,139,130.15	15,722.54	9,154,852.69
042 Charitable, Educational, Penal, and Reformatory Institutions	4,156,989.77	1,507.60	(70,978.50)	4,229,475.87	.....	4,229,475.87
044 Waste Reduction, Recycling, and Litter Control	10,249,951.11	1,224,050.25	511,476.91	10,962,524.45	116.33	10,962,640.78
045 State Vehicle Parking	(834,615.34)	275,719.16	323,657.31	(882,553.49)	.....	(882,553.49)
048 Marine Fuel Tax Refund	260,504.71	.....	.....	260,504.71	.....	260,504.71
04E Uniform Commercial Code	2,851,622.09	35,086.00	49,698.47	2,837,009.62	.....	2,837,009.62

# RECEIPTS AND DISBURSEMENTS FOR TREASURY FUNDS

	September 1, 2021	September 2021		September 30, 2021		
	Beginning Book Balance	Plus Receipts	Less Disbursements	Ending Book Balance	Outstanding Warrants	Ending Cash Balance
<b>SPECIAL REVENUE FUNDS (Continued)</b>						
04H Surface Mining Reclamation	\$ 2,092,231.94	\$ 85.29	\$ (142,978.63)	\$ 2,235,295.86	\$ .....	\$ 2,235,295.86
04M Recreational Fisheries Enhancement	1,565,303.16	150,030.77	64,673.71	1,650,660.22	237.47	1,650,897.69
04R Drinking Water Assistance	92,735,738.46	22,948,900.46	4,769,306.99	110,915,331.93	31,626.43	110,946,958.36
04V Vehicle License Fraud	404,184.60	3,940.02	.....	408,124.62	.....	408,124.62
04W Waterworks Operator Certification	1,379,749.97	35,170.75	267,377.07	1,147,543.65	.....	1,147,543.65
058 Public Works Assistance	22,873,490.85	4,317,673.61	7,060,141.29	20,131,023.17	31,000.84	20,162,024.01
05H Disaster Response	(16,078,901.67)	27,886,622.54	16,111,893.18	(4,304,172.31)	1,211,738.93	(3,092,433.38)
05R Drinking Water Assistance Administrative	3,873,496.52	185,465.22	51,593.41	4,007,368.33	2,345.00	4,009,713.33
05W State Drought Preparedness and Response	2,284,494.44	.....	3,060.91	2,281,433.53	.....	2,281,433.53
06A Salmon Recovery	27,893.34	.....	.....	27,893.34	.....	27,893.34
06G Real Estate Appraiser Commission	642,774.86	66,154.60	86,809.49	622,119.97	28,650.00	650,769.97
06K Lead Paint	192,972.80	6,425.00	800.52	198,597.28	125.00	198,722.28
06L Business and Professions	3,762,826.16	766,726.12	1,164,625.78	3,364,926.50	4,753.00	3,369,679.50
06R Real Estate Research	809,473.47	20,565.00	20.00	830,018.47	.....	830,018.47
06T License Plate Technology	708,539.61	148,075.63	970.82	855,644.42	16.32	855,660.74
071 Warm Water Game Fish	1,637,568.15	137,878.96	101,177.57	1,674,269.54	303.62	1,674,573.16
07W Domestic Violence Prevention	1,980,340.01	99,170.28	75,575.64	2,003,934.65	26,414.85	2,030,349.50
080 Grade Crossing Protective	218,615.57	76.16	3,359.42	215,332.31	.....	215,332.31
081 State Patrol Highway	12,215,884.12	25,553,863.42	19,149,403.17	18,620,344.37	93,284.42	18,713,628.79
082 Motorcycle Safety Education	2,786,909.70	193,348.92	253,668.31	2,726,590.31	80.00	2,726,670.31
084 Building Code Council	951,189.25	69,035.94	58,601.32	961,623.87	.....	961,623.87
086 Fire Service Training	950,859.77	25,607.67	298,353.91	678,113.53	39,144.50	717,258.03
087 Park Land Trust Revolving	2,981,730.27	289,795.63	97,672.71	3,173,853.19	6,400.59	3,180,253.78
08A Education Legacy Trust	494,342,946.39	76,699,987.20	10,766,388.01	560,276,545.58	247,344.51	560,523,890.09
08H Military Department Rental and Lease	3,424,245.77	30,892.68	12,154.96	3,442,983.49	152.80	3,443,136.29
08K Problem Gambling	1,027,102.45	43,288.78	42,732.12	1,027,659.11	.....	1,027,659.11
08M Small City Pavement and Sidewalk	2,329,667.78	83,558.40	438,324.05	1,974,902.13	123,726.57	2,098,628.70
08R Waste Tire Removal	8,370,447.14	(7,011,845.66)	70,069.40	1,288,532.08	.....	1,288,532.08
094 Transportation Infrastructure	5,766,535.86	112,582.93	1,167.81	5,877,950.98	.....	5,877,950.98
095 Electrical License	13,630,331.39	2,314,101.02	2,198,368.96	13,746,063.45	16,727.59	13,762,791.04
096 Highway Infrastructure	2,065,432.55	719.60	.....	2,066,152.15	.....	2,066,152.15
097 Recreational Vehicle	3,397,210.88	69,061.28	67.28	3,466,204.88	.....	3,466,204.88
099 Puget Sound Capital Construction	(9,578,090.36)	31,452,509.35	3,356,688.97	18,517,730.02	4,055.09	18,521,785.11
09E Freight Mobility Investment	9,993,176.47	692,394.97	27,861.19	10,657,710.25	.....	10,657,710.25
09H Transportation Partnership	(11,640,871.29)	5,848,392.92	9,114,411.70	(14,906,890.07)	17,713.19	(14,889,176.88)
09P City-County Assistance	6,191,998.87	3,401,279.22	9,588,086.07	5,192.02	.....	5,192.02
09T Washington Main Street Trust Fund	52,138.16	.....	.....	52,138.16	.....	52,138.16
102 Rural Arterial Trust	18,374,775.32	2,801,592.36	674,346.70	20,502,020.98	17,206.45	20,519,227.43
104 Limited Fish And Wildlife	21,118,661.35	1,488,327.54	1,650,090.48	20,956,898.41	188,700.81	21,145,599.22

# RECEIPTS AND DISBURSEMENTS FOR TREASURY FUNDS

	September 1, 2021	September 2021		September 30, 2021		
	Beginning Book Balance	Plus Receipts	Less Disbursements	Ending Book Balance	Outstanding Warrants	Ending Cash Balance
<b>SPECIAL REVENUE FUNDS (Continued)</b>						
106 Highway Safety	\$ 52,719,321.54	\$ 7,147,953.72	\$ 7,263,424.42	\$ 52,603,850.84	\$ 94,114.15	\$ 52,697,964.99
107 Liquor Excise Tax	10,097,058.49	4,321,184.47	27,124.49	14,391,118.47	.....	14,391,118.47
108 Motor Vehicle	414,786,441.10	165,786,219.80	151,860,445.61	428,712,215.29	3,530,949.82	432,243,165.11
109 Puget Sound Ferry Operations	13,773,065.49	20,006,721.86	22,948,027.04	10,831,760.31	113,926.72	10,945,687.03
10A Aquatic Algae Control	571,011.78	8,074.86	4,015.10	575,071.54	.....	575,071.54
10B Home Security Fund	68,265,606.23	13,207,155.49	3,002,552.93	78,470,208.79	18,888.37	78,489,097.16
10G Water Rights Tracking System	110,989.17	45,491.59	.....	156,480.76	.....	156,480.76
110 Special Wildlife	6,591,146.74	12,777.15	162,877.13	6,441,046.76	9,540.28	6,450,587.04
111 Public Service Revolving	10,437,208.99	55,331.30	1,896,114.74	8,596,425.55	23,734.42	8,620,159.97
113 Common School Construction	17,718,612.60	3,478,998.77	4,701,102.84	16,496,508.53	.....	16,496,508.53
116 Basic Data	92,236.01	.....	.....	92,236.01	.....	92,236.01
119 Unemployment Compensation Administration	(215,790.41)	23,647,138.71	23,793,819.40	(362,471.10)	4,341,959.48	3,979,488.38
11B Regional Mobility Grant Program	43,357,109.31	9,725,041.49	1,491,086.38	51,591,064.42	499,064.00	52,090,128.42
11E Freight Mobility Multimodal	7,686,658.69	504,074.21	63,753.60	8,126,979.30	.....	8,126,979.30
11H Forest and Fish Support	4,631,010.56	470,037.20	185,112.26	4,915,935.50	266.88	4,916,202.38
11K Washington Auto Theft Prevention Authority	1,361,355.74	265,810.16	1,544,498.37	82,667.53	4.46	82,671.99
120 Administrative Contingency	26,159,114.56	129,993.97	510,363.05	25,778,745.48	725.00	25,779,470.48
12C Affordable Housing For All	6,452,832.78	3,407,591.89	1,318,977.70	8,541,446.97	.....	8,541,446.97
12M Charitable Organization Education	1,429,172.44	25,360.00	.....	1,454,532.44	.....	1,454,532.44
12T Traumatic Brain Injury	1,655,250.90	124,003.38	119,397.39	1,659,856.89	.....	1,659,856.89
134 Employment Services Administrative	31,376,052.19	5,725,131.23	2,369,170.22	34,732,013.20	5,047.11	34,737,060.31
138 Insurance Commissioner's Regulatory	35,753,203.66	25,226.88	2,599,997.53	33,178,433.01	38,565.67	33,216,998.68
144 Transportation Improvement	11,892,621.96	9,201,843.67	5,440,566.85	15,653,898.78	.....	15,653,898.78
146 Firearms Range	1,778,536.67	29,918.16	215.63	1,808,239.20	.....	1,808,239.20
14A Wildlife Rehabilitation	646,750.44	14,853.52	35,999.85	625,604.11	.....	625,604.11
14G Ballast Water and Biofouling Management	38,756.87	.....	100.00	38,656.87	.....	38,656.87
14M Financial Fraud & ID Theft	763,778.98	176,950.00	8,387.33	932,341.65	.....	932,341.65
14R Military Active State Service	560,280.32	.....	18,132.18	542,148.14	.....	542,148.14
14V Ignition Interlock Device	982,753.22	319,406.25	389,317.34	912,842.13	45.00	912,887.13
150 Low-Income Weatherization/ Structural Rehabilitation Assistance	1,573,287.68	548.46	1,916.63	1,571,919.51	.....	1,571,919.51
153 Rural Mobility Grant Program	3,777,060.92	4,029,258.35	121,362.00	7,684,957.27	.....	7,684,957.27
154 New Motor Vehicle Arbitration	1,270,070.58	63,844.45	76,236.76	1,257,678.27	4,802.00	1,262,480.27
158 Aquatic Land Dredged Material Disposal Site	394,624.51	8.88	(1,605.00)	396,238.39	110.00	396,348.39
159 Parks Improvement	1,209,253.22	36,519.12	38,950.08	1,206,822.26	7,338.46	1,214,160.72
15H Cleanup Settlement	59,512,718.39	18,604.50	347,422.70	59,183,900.19	108.80	59,184,008.99
15M Biotoxin	588,065.39	98,134.86	95,300.41	590,899.84	10,578.92	601,478.76
160 Wood Stove Education and Enforcement	592,604.15	16,564.22	6,704.72	602,463.65	.....	602,463.65
162 Farm Labor Contractor	133,300.23	35.00	.....	133,335.23	.....	133,335.23
167 Natural Resources Conservation Areas Stewardship	512,983.02	33.76	(7,286.39)	520,303.17	.....	520,303.17

# RECEIPTS AND DISBURSEMENTS FOR TREASURY FUNDS

	September 1, 2021	September 2021		September 30, 2021		
	Beginning Book Balance	Plus Receipts	Less Disbursements	Ending Book Balance	Outstanding Warrants	Ending Cash Balance
<b>SPECIAL REVENUE FUNDS (Continued)</b>						
16A Judicial Stabilization Trust	\$ 1,477,284.70	\$ 401,564.45	\$ 103,915.09	\$ 1,774,934.06	\$ 3,782.50	\$ 1,778,716.56
16J SR 520 Corridor	74,750,011.98	(4,206,554.69)	(3,604,327.05)	74,147,784.34	.....	74,147,784.34
16M Appraisal Management Company	136,604.48	7,316.34	23,755.52	120,165.30	.....	120,165.30
16P Marine Resources Stewardship Trust	24,815.06	8.65	.....	24,823.71	.....	24,823.71
16W Hospital Safety Net Assessment	84,482,916.01	61,295,278.21	36,320,289.18	109,457,905.04	.....	109,457,905.04
172 Basic Health Plan Trust	8,781,699.00	.....	.....	8,781,699.00	.....	8,781,699.00
176 Water Quality Permit	14,888,043.47	3,430,312.47	1,490,236.05	16,828,119.89	11,842.68	16,839,962.57
17B Home Visiting Services	3,370,981.12	880,025.54	1,197,902.70	3,053,103.96	83,331.57	3,136,435.53
17N Complete Streets Grant Program	57,464.00	1,833,750.00	.....	1,891,214.00	.....	1,891,214.00
17P SR520 Civil Penalties	4,349,379.26	(246,605.44)	64,279.33	4,038,494.49	.....	4,038,494.49
17T Health Benefit Exchange	19,577,725.36	6,959,959.78	1,172,341.32	25,365,343.82	.....	25,365,343.82
17W Limousine Carriers	76,077.56	.....	.....	76,077.56	.....	76,077.56
182 Underground Storage Tank	2,312,423.48	413,582.92	118,387.58	2,607,618.82	351.12	2,607,969.94
186 County Arterial Preservation	1,165,734.84	2,215,593.84	2,261,684.34	1,119,644.34	.....	1,119,644.34
18J Capital Vessel Replacement	37,344,056.47	(1,726,464.86)	111,770.26	35,505,821.35	289.25	35,506,110.60
18L Hydraulic Project Approval	.....	.....	.....	.....	.....	.....
199 Biosolids Permit	1,194,832.78	(767.53)	58,839.63	1,135,225.62	755.60	1,135,981.22
19A Medicaid Fraud Penalty	2,297,793.64	1,174,447.72	169,405.37	3,302,835.99	2,738.00	3,305,573.99
19C Forest Practice Application	107,645.57	33.76	(26,430.50)	134,109.83	100.00	134,209.83
19T DOL Technology Improvement and Data Management	766,335.70	24,103.57	14,817.44	775,621.83	.....	775,621.83
19V Andy Hill Cancer Research Endowment Fund	10,868,499.62	710,209.70	1,334.88	11,577,374.44	.....	11,577,374.44
200 Regional Fisheries Enhancement Salmonid Recovery	(122,389.17)	.....	(155,860.03)	33,470.86	.....	33,470.86
201 Department of Licensing Services	3,657,499.33	297,383.06	129,744.93	3,825,137.46	87.63	3,825,225.09
202 Medical Test Site Licensure	1,219,686.53	48,863.18	36,975.33	1,231,574.38	.....	1,231,574.38
204 Volunteer Fire Fighters' and Reserve Officers' Administrative	2,676,942.57	939.43	35,104.02	2,642,777.98	55.55	2,642,833.53
207 Hazardous Waste Assistance	5,138,957.67	91,157.40	170,139.01	5,059,976.06	4,712.78	5,064,688.84
20B Brownfield Redevelopment Trust Fund	.....	.....	.....	.....	.....	.....
20H Connecting Washington	496,633,052.14	72,709,814.89	81,773,325.27	487,569,541.76	3,645,834.82	491,215,376.58
20J Electric Vehicle	10,829,821.03	1,411,196.94	10,715.63	12,230,302.34	581.25	12,230,883.59
20M Puget Sound Taxpayer Accountability	3,287,271.08	1,046,773.44	3,288,096.74	1,045,947.78	.....	1,045,947.78
20N Transportation Future Funding Program	5,779,085.86	2,013.44	.....	5,781,099.30	.....	5,781,099.30
20R Radioactive Mixed Waste	896,323.71	6,093.61	757,651.78	144,765.54	12,961.94	157,727.48
20T PLIA Underground Storage Tank Revolving	18,549,224.64	11,832.79	246,264.76	18,314,792.67	.....	18,314,792.67
215 Special Category C	12,767,507.48	592,426.87	303,332.63	13,056,601.72	.....	13,056,601.72
216 Air Pollution Control	17,288,613.29	130,064.66	442,018.45	16,976,659.50	15,499.53	16,992,159.03
217 Oil Spill Prevention	7,193,932.65	532,538.88	216,102.27	7,510,369.26	300.56	7,510,669.82
218 Multimodal Transportation	281,278,336.52	(25,720,980.34)	10,351,159.16	245,206,197.02	107,966.35	245,314,163.37
21E Concealed Pistol License Renewal	330,860.55	11,634.84	1,597.57	340,897.82	.....	340,897.82
21H Wastewater Treatment Plant Operator Certification	468,067.27	1,906.00	12,593.96	457,379.31	150.50	457,529.81

# RECEIPTS AND DISBURSEMENTS FOR TREASURY FUNDS

	September 1, 2021		September 2021		September 30, 2021		
	Beginning Book Balance		Plus Receipts	Less Disbursements	Ending Book Balance	Outstanding Warrants	Ending Cash Balance
<b>SPECIAL REVENUE FUNDS (Continued)</b>							
21M Distracted Driving Prevention	\$ 25,244.77	\$	687.41	\$ .....	\$ 25,932.18	\$ .....	\$ 25,932.18
21S Aquatic Invasive Species Management	321,504.24		16,865.36	46,163.15	292,206.45	2,932.61	295,139.06
21V Construction Registration Inspection	3,471,884.32		1,219,650.63	971,084.16	3,720,450.79	5,885.47	3,726,336.26
222 Freshwater Aquatic Weeds	1,325,410.94		38,996.08	4,626.58	1,359,780.44	3.00	1,359,783.44
223 State Oil Spill Response	3,420,655.93		136,538.74	(86.43)	3,557,281.10	.....	3,557,281.10
22J Abandoned Recreational Vehicle Disposal	1,854,707.63		138,289.04	50,783.49	1,942,213.18	.....	1,942,213.18
22M Energy Efficiency	8,618,936.49		.....	391,417.30	8,227,519.19	.....	8,227,519.19
22R Internet Consumer Access	.....		.....	.....	.....	.....	.....
22U Secure Drug Take-Back Program	744,641.51		263,600.01	23,210.85	985,030.67	.....	985,030.67
22W Public Disclosure Transparency	1,736,471.57		21,452.76	30,598.48	1,727,325.85	.....	1,727,325.85
234 Public Works Administration	8,641,681.61		375,083.80	350,579.40	8,666,186.01	14,915.68	8,681,101.69
235 Youth Tobacco & Vapor Product Prevention	1,574,156.61		105,164.37	109,535.40	1,569,785.58	9,574.05	1,579,359.63
237 Recreation Access Pass	3,271,506.24		(1,056,015.84)	2,043.50	2,213,446.90	1,953.50	2,215,400.40
23G Vulnerable Roadway User Education	7,958.07		361.19	.....	8,319.26	.....	8,319.26
23N Model Toxics Control Capital	150,291,701.74		8,004,136.32	1,181,896.57	157,113,941.49	60,003.10	157,173,944.59
23P Model Toxics Control Operating	64,906,108.87		13,872,060.13	12,111,961.57	66,666,207.43	386,507.71	67,052,715.14
23R Model Toxics Control Stormwater	53,952,305.86		3,325,031.43	722,459.42	56,554,877.87	.....	56,554,877.87
23S Puget Sound Gateway Facility	.....		.....	.....	.....	.....	.....
23T Congestion Relief Traffic Safety	90,020.88		1,559.05	.....	91,579.93	.....	91,579.93
23V Voluntary Cleanup	207,870.94		23,069.32	.....	230,940.26	.....	230,940.26
23W Paint Product Stewardship	81.26		6,294.35	.....	6,375.61	.....	6,375.61
24B Foundational Public Health Services	12,010,955.36		710,210.61	.....	12,721,165.97	.....	12,721,165.97
24J Workforce Education Investment	77,934,265.18		23,978,506.84	20,128,653.84	81,784,118.18	14,434.11	81,798,552.29
24K Agency Financial Transaction	5,388,066.66		740,024.10	98,489.99	6,029,600.77	.....	6,029,600.77
24L Ambulance Transport	1,901,804.36		20,465.17	.....	1,922,269.53	.....	1,922,269.53
24N Fish, Wildlife, and Conservation	5,143,728.87		4,029,719.67	2,076,819.49	7,096,629.05	77,619.30	7,174,248.35
24P Insurance Commissioner's Fraud	1,924,666.12		320.00	125,271.23	1,799,714.89	1,215.00	1,800,929.89
24Q Cooper Jones Active Transportation Safety	.....		.....	.....	.....	.....	.....
24V Telebehavioral Health Access	.....		.....	.....	.....	.....	.....
25M State Health Care Affordability	.....		.....	.....	.....	.....	.....
25N Statewide 988 Behavioral Health Crisis Response & Suicide Prevention Line	.....		.....	.....	.....	.....	.....
25Q Clean Fuels Program	.....		.....	.....	.....	.....	.....
25T Refrigerant Emission Management	.....		.....	.....	.....	.....	.....
25U Department of Licensing Wage Lien	.....		.....	.....	.....	.....	.....
25W Driver Licensing Technology Support	.....		.....	.....	.....	.....	.....
260 University of Washington Operating Fees	123.54		.....	.....	123.54	.....	123.54
262 Manufactured Home Installation Training	624,907.89		21,350.16	22,001.82	624,256.23	341.58	624,597.81
263 Community and Economic Development Fee	5,514,587.25		156,649.76	34,634.10	5,636,602.91	220.96	5,636,823.87
267 Recreation Resources	26,456,650.45		827,761.82	784,265.01	26,500,147.26	65,040.83	26,565,188.09



# RECEIPTS AND DISBURSEMENTS FOR TREASURY FUNDS

	September 1, 2021		September 2021		September 30, 2021		
	Beginning Book Balance		Plus Receipts	Less Disbursements	Ending Book Balance	Outstanding Warrants	Ending Cash Balance
<b>SPECIAL REVENUE FUNDS (Continued)</b>							
268 Nonhighway and Off-Road Vehicle Activities (NOVA) Program	\$ 11,110,891.11	\$	609,949.86	\$ 796,356.57	\$ 10,924,484.40	\$ 14.76	\$ 10,924,499.16
269 Parks Renewal and Stewardship	35,170,070.20		7,682,741.73	4,588,898.87	38,263,913.06	298,204.91	38,562,117.97
26A Carbon Emissions Reduction	.....		.....	.....	.....	.....	.....
26B Climate Investment	.....		.....	.....	.....	.....	.....
26C Climate Commitment	.....		.....	.....	.....	.....	.....
26D Natural Climate Solutions	.....		.....	.....	.....	.....	.....
26E Air Quality and Health Disparities Improvement	.....		.....	.....	.....	.....	.....
271 Washington State University Operating Fees	.....		.....	.....	.....	.....	.....
275 Central Washington University Operating Fees	.....		.....	.....	.....	.....	.....
277 State Agency Parking	365,772.86		1,540.00	642.04	366,670.82	.....	366,670.82
285 Growth Management Planning and Environmental Review	3,215,003.78		354,664.96	22,828.69	3,546,840.05	.....	3,546,840.05
296 Columbia River Basin Water Supply Rev Recovery	6,404,081.36		3,884.52	877,946.15	5,530,019.73	.....	5,530,019.73
315 Dedicated Marijuana Fund	102,816,183.51		46,783,943.39	3,079,675.45	146,520,451.45	94,034.53	146,614,485.98
319 Public Health Supplemental	3,269,241.50		7,397.19	167,060.99	3,109,577.70	14,604.47	3,124,182.17
404 State Treasurer's Service	39,920,168.91		2,369,309.33	759,044.61	41,530,433.63	1,127.98	41,531,561.61
408 Coastal Protection	1,603,227.67		4,827.46	23,515.86	1,584,539.27	.....	1,584,539.27
441 Local Government Archives	3,909,558.12		579,750.52	411,540.24	4,077,768.40	427.49	4,078,195.89
500 Perpetual Surveillance and Maintenance	48,620,491.21		16,939.24	.....	48,637,430.45	.....	48,637,430.45
507 Oyster Reserve Land	500,933.22		1,732.75	19,538.91	483,127.06	32.47	483,159.53
511 Tacoma Narrows Toll Bridge	5,796,666.86		(296,503.49)	(4,200,934.47)	9,701,097.84	6.00	9,701,103.84
513 Derelict Vessel Removal	1,157,218.12		20,406.00	14,789.96	1,162,834.16	303.33	1,163,137.49
532 Washington Housing Trust Fund	66,440,778.13		333,332.20	842,989.96	65,931,120.37	.....	65,931,120.37
535 Alaskan Way Viaduct Replacement Project	10,839,566.63		6,003,255.71	(758,778.88)	17,601,601.22	.....	17,601,601.22
549 Election	7,208,289.29		2,591.66	74,261.74	7,136,619.21	.....	7,136,619.21
550 Transportation 2003	(5,868,278.90)		2,048,381.34	52,447.24	(3,872,344.80)	428.74	(3,871,916.06)
562 Skilled Nursing Facility Safety Net Trust	13,220,976.20		(90,205.66)	8,276,510.84	4,854,259.70	65,301.30	4,919,561.00
564 Water Pollution Control Revolving Administration	4,950,525.16		487,686.88	111,064.21	5,327,147.83	.....	5,327,147.83
565 Yakima Integrated Plan Implementation Revenue Recovery	.....		.....	.....	.....	.....	.....
566 Community Forest Trust	179,262.84		62.46	.....	179,325.30	.....	179,325.30
571 Multiuse Roadway Safety	835,908.99		19,482.06	.....	855,391.05	.....	855,391.05
595 I-405 and SR-167 Express Toll Lanes	67,199,631.51		23,202.88	22,458.92	67,200,375.47	2,585.24	67,202,960.71
600 Department of Retirement Systems Expense	17,738,553.49		3,789,252.85	3,013,286.24	18,514,520.10	363.57	18,514,883.67
689 Rural Washington Loan	1,451,380.44		511.84	4,804.35	1,447,087.93	.....	1,447,087.93
727 Water Pollution Control Revolving	468,790,121.28		5,101,425.94	6,795,406.02	467,096,141.20	.....	467,096,141.20
733 Capitol Campus Reserve	.....		.....	.....	.....	.....	.....
777 Prostitution Prevention and Intervention	176,697.24		1,540.79	2,608.32	175,629.71	.....	175,629.71
785 State Educational Trust Fund	2,408,930.90		55,904.85	.....	2,464,835.75	.....	2,464,835.75
818 Youth Athletic Facility	42,648,008.54		14,858.61	3,400.00	42,659,467.15	.....	42,659,467.15
825 Tobacco Settlement	.....		.....	.....	.....	.....	.....

# RECEIPTS AND DISBURSEMENTS FOR TREASURY FUNDS

	September 1, 2021	September 2021		September 30, 2021		
	Beginning Book Balance	Plus Receipts	Less Disbursements	Ending Book Balance	Outstanding Warrants	Ending Cash Balance
<b>SPECIAL REVENUE FUNDS (Continued)</b>						
844 Money-Purchase Retirement Savings Administrative	\$ .....	\$ .....	\$ .....	\$ .....	\$ .....	\$ .....
851 Developmental Disabilities Community Services	5,439,275.30	1,895.05	.....	5,441,170.35	.....	5,441,170.35
874 OASI Revolving	228,380.74	50.00	15,651.58	212,779.16	1.96	212,781.12
887 Public Facilities Construction Loan Revolving	25,897,055.03	45,851.19	56,876.06	25,886,030.16	627.00	25,886,657.16
888 Deferred Compensation Administrative	1,862,903.92	(74,037.87)	950,237.81	838,628.24	27.09	838,655.33
893 Radiation Perpetual Maintenance	\$359,372.21	125.21	.....	359,497.42	.....	359,497.42
<b>TOTAL SPECIAL REVENUE FUNDS</b>	<b>\$ 4,250,056,678.46</b>	<b>\$ 750,285,941.17</b>	<b>\$ 532,414,657.38</b>	<b>\$ 4,467,927,962.25</b>	<b>\$ 16,462,818.67</b>	<b>\$ 4,484,390,780.92</b>
<b>DEBT SERVICE FUNDS</b>						
303 Highway Bond Retirement	\$ 9,388,361.24	\$ 47,732,576.92	\$ .....	\$ 57,120,938.16	\$ .....	\$ 57,120,938.16
304 Ferry Bond Retirement	6,174,433.17	923,138.45	.....	7,097,571.62	.....	7,097,571.62
305 Transportation Improvement Board Bond Retirement	3,749,790.41	512,342.99	.....	4,262,133.40	.....	4,262,133.40
347 Washington State University Bond Retirement	35,348,977.02	(10,676,702.00)	(36,606.85)	24,708,881.87	.....	24,708,881.87
348 University of Washington Bond Retirement	18,588,054.46	(6,925,976.85)	(799,307.86)	12,461,385.47	.....	12,461,385.47
380 Debt-Limit General Fund Bond Retirement	.....	.....	.....	.....	.....	.....
381 Debt-Limit Reimbursable Bond Retirement	.....	.....	.....	.....	.....	.....
382 Nondebt-Limit General Fund Bond Retirement	.....	.....	.....	.....	.....	.....
383 Nondebt-Limit Reimbursable Bond Retirement	.....	.....	.....	.....	.....	.....
384 Nondebt-Limit Proprietary Appropriated Bond Retirement	.....	.....	.....	.....	.....	.....
385 Nondebt-Limit Proprietary Nonappropriated Bond Retirement	.....	.....	.....	.....	.....	.....
386 Nondebt-Limit Revenue Bond Retirement	.....	.....	.....	.....	.....	.....
389 Toll Facility Bond Retirement	\$106,397,874.56	4,247,999.03	92,726,187.50	17,919,686.09	.....	17,919,686.09
<b>TOTAL DEBT SERVICE FUNDS</b>	<b>\$ 179,647,490.86</b>	<b>\$ 35,813,378.54</b>	<b>\$ 91,890,272.79</b>	<b>\$ 123,570,596.61</b>	<b>\$ .....</b>	<b>\$ 123,570,596.61</b>
<b>CAPITAL PROJECTS FUNDS</b>						
01L Higher Education Construction	\$ .....	\$ .....	\$ .....	\$ .....	\$ .....	\$ .....
036 Capitol Building Construction	386,751.57	459.74	(308,163.93)	695,375.24	.....	695,375.24
056 State Higher Education Construction	2,475.06	0.86	.....	2,475.92	.....	2,475.92
057 State Building Construction	557,237,925.52	(1,180,143.98)	121,164,400.04	434,893,381.50	1,418,817.14	436,312,198.64
060 Community and Technical College Capital Projects	6,707,679.06	3,331,552.79	441,786.90	9,597,444.95	.....	9,597,444.95
061 Eastern Washington University Capital Projects	5,525,834.77	129,957.95	(277.84)	5,656,070.56	.....	5,656,070.56
062 Washington State University Building	1,036,087.80	28,537,633.58	.....	29,573,721.38	.....	29,573,721.38
063 Central Washington University Capital Projects	5,886,437.98	130,160.43	262,026.67	5,754,571.74	.....	5,754,571.74
064 University of Washington Building	1,502,578.22	7,000,548.80	4,968,317.53	3,534,809.49	.....	3,534,809.49
065 Western Washington University Capital Projects	6,839,774.46	130,476.18	805,267.30	6,164,983.34	.....	6,164,983.34
066 The Evergreen State College Capital Projects	3,539,979.93	129,267.86	830,598.85	2,838,648.94	.....	2,838,648.94
075 State Social and Health Services Construction	9,396.39	.....	.....	9,396.39	.....	9,396.39
18B Columbia River Basin Tax Bond Water Supply Development	1,253,869.16	436.84	.....	1,254,306.00	.....	1,254,306.00
245 Public Safety Reimbursable Bond	4.12	.....	.....	4.12	.....	4.12
246 Community and Technical College Forest Reserve	5,157,395.62	.....	.....	5,157,395.62	.....	5,157,395.62

# RECEIPTS AND DISBURSEMENTS FOR TREASURY FUNDS

		September 1, 2021	September 2021		September 30, 2021		
		Beginning Book Balance	Plus Receipts	Less Disbursements	Ending Book Balance	Outstanding Warrants	Ending Cash Balance
<b>CAPITAL PROJECTS FUNDS (Continued)</b>							
289	Thurston County Capital Facilities	\$ 11,979,323.19	\$ 2,865,835.77	\$ 104,973.26	\$ 14,740,185.70	\$ 964.11	\$ 14,741,149.81
357	Gardner-Evans Higher Education Construction	45,698.05	.....	.....	45,698.05	.....	45,698.05
364	Military Department Capital	1,739,724.61	(184,587.92)	5,195.78	1,549,940.91	.....	1,549,940.91
367	Chehalis Basin Taxable	.....	.....	.....	.....	.....	.....
373	Coronavirus Capital Projects	.....	.....	.....	.....	.....	.....
<b>TOTAL CAPITAL PROJECTS FUNDS</b>		<b>\$ 608,850,935.51</b>	<b>\$ 40,891,598.90</b>	<b>\$ 128,274,124.56</b>	<b>\$ 521,468,409.85</b>	<b>\$ 1,419,781.25</b>	<b>\$ 522,888,191.10</b>
<b>PERMANENT FUNDS</b>							
04B	Natural Resources Real Property Replacement	\$ 6,698,839.80	\$ 2,403.55	\$ .....	\$ 6,701,243.35	\$ .....	\$ 6,701,243.35
601	Agricultural Permanent	229,576.62	.....	175,627.33	53,949.29	.....	53,949.29
603	Millersylvania Park Trust	5,765.19	2.01	.....	5,767.20	.....	5,767.20
604	Normal School Permanent	222,385.78	.....	154,118.39	68,267.39	.....	68,267.39
605	Permanent Common School	67,052.45	.....	3,586.00	63,466.45	.....	63,466.45
606	Scientific Permanent	62,811.36	.....	7,871.79	54,939.57	.....	54,939.57
607	State University Permanent	\$179,135.59	.....	28,245.12	150,890.47	.....	150,890.47
<b>TOTAL PERMANENT FUNDS</b>		<b>\$ 7,465,566.79</b>	<b>\$ 2,405.56</b>	<b>\$ 369,448.63</b>	<b>\$ 7,098,523.72</b>	<b>\$ .....</b>	<b>\$ 7,098,523.72</b>
<b>ENTERPRISE FUNDS</b>							
12V	PEBB Medical Benefits Admin	\$ .....	\$ .....	\$ .....	\$ .....	\$ .....	\$ .....
401	Correctional Industries	17,320,501.77	8,514,178.04	7,386,002.31	18,448,677.50	97,463.06	18,546,140.56
407	Secretary of State's Revolving	8,410,426.44	1,185,460.52	793,712.05	8,802,174.91	83,165.98	8,885,340.89
418	State Health Care Authority Administrative	2,939,037.23	1,520,931.00	1,444,605.35	3,015,362.88	1,326.28	3,016,689.16
492	School Employees' Insurance Administrative	10,899,412.00	.....	1,120,841.85	9,778,570.15	944.37	9,779,514.52
578	Lottery Administrative	1,481,828.43	1,274,122.93	1,215,811.60	1,540,139.76	10,733.80	1,550,873.56
608	Accident	(425,454.68)	73,759,693.10	73,271,582.18	62,656.24	11,631,951.51	11,694,607.75
609	Medical Aid	297,958.32	74,668,976.46	66,983,000.22	7,983,934.56	4,334,932.31	12,318,866.87
610	Accident Reserve	137,335.95	67,743,597.66	67,348,788.84	532,144.77	1,480,548.73	2,012,693.50
881	Supplemental Pension	(3,727,957.65)	75,900,998.44	71,699,828.55	473,212.24	2,259,810.60	2,733,022.84
883	Second Injury	\$75,126,405.18	4,481,283.68	90,190.08	79,517,498.78	26,588.57	79,544,087.35
<b>TOTAL ENTERPRISE FUNDS</b>		<b>\$ 112,459,492.99</b>	<b>\$ 309,049,241.83</b>	<b>\$ 291,354,363.03</b>	<b>\$ 130,154,371.79</b>	<b>\$ 19,927,465.21</b>	<b>\$ 150,081,837.00</b>
<b>INTERNAL SERVICE FUNDS</b>							
006	Public Records Efficiency, Preservation & Access	\$ 1,575,445.71	\$ 140,754.84	\$ 275,613.68	\$ 1,440,586.87	\$ 1,724.00	\$ 1,442,310.87
405	Legal Services Revolving	10,844,141.98	21,419,801.48	12,922,207.39	19,341,736.07	701,055.86	20,042,791.93
410	Transportation Equipment	25,874,075.35	879,675.41	(1,117,423.53)	27,871,174.29	400,246.63	28,271,420.92
415	Personnel Service	15,234,324.15	2,963,200.22	584,741.54	17,612,782.83	5,214.22	17,617,997.05
455	Higher Education Personnel Service	482,750.82	52,838.56	54,261.45	481,327.93	259.96	481,587.89
468	OFM Central Service	960,858.46	91,562.22	843,516.52	208,904.16	3,117.89	212,022.05
483	Auditing Services Revolving	(446,306.23)	175,721.85	766,205.20	(1,036,789.58)	266.07	(1,036,523.51)

# RECEIPTS AND DISBURSEMENTS FOR TREASURY FUNDS

		September 1, 2021	September 2021		September 30, 2021		
		Beginning Book Balance	Plus Receipts	Less Disbursements	Ending Book Balance	Outstanding Warrants	Ending Cash Balance
<b>INTERNAL SERVICE FUNDS (Continued)</b>							
484	Administrative Hearings Revolving	\$ 2,068,800.93	\$ 3,284,888.65	\$ 2,567,125.40	\$ 2,786,564.18	\$ 358.68	\$ 2,786,922.86
<b>TOTAL INTERNAL SERVICE FUNDS</b>		<b>\$ 56,594,091.17</b>	<b>\$ 29,008,443.23</b>	<b>\$ 16,896,247.65</b>	<b>\$ 68,706,286.75</b>	<b>\$ 1,112,243.31</b>	<b>\$ 69,818,530.06</b>
<b>PENSION TRUST FUNDS</b>							
614	Volunteer Firefighters' Relief and Pension Principal	\$ 14,468,315.01	\$ 27,667.76	\$ 1,132,963.70	\$ 13,363,019.07	\$ 80,255.00	\$ 13,443,274.07
615	State Patrol - Plan1	1,033,944.51	7,605,575.32	7,680,774.21	958,745.62	72,392.78	1,031,138.40
616	Judges' Retirement	1,316,097.34	464.87	20,520.13	1,296,042.08	.....	1,296,042.08
630	State Patrol - Plan 2	396,743.38	1,674,355.15	1,615,030.72	456,067.81	.....	456,067.81
631	Public Employees' Retirement System Plan 1	8,693,677.56	143,703,634.36	150,247,912.90	2,149,399.02	1,002,901.51	3,152,300.53
632	Teachers' Retirement System Plan 1	6,716,766.03	119,203,377.85	119,240,462.06	6,679,681.82	1,378,942.02	8,058,623.84
633	School Employees' Retirement System Combined Plan 2 & 3	6,864,232.95	73,084,950.17	73,830,225.58	6,118,957.54	451,808.37	6,570,765.91
635	Public Safety Employees Retirement System Plan 2	352,776.33	10,636,951.16	10,746,977.79	242,749.70	2,333.28	245,082.98
641	Public Employees' Retirement System Combined Plan 2 & 3	14,346,379.54	330,781,878.07	329,976,969.15	15,151,288.46	1,208,123.66	16,359,412.12
642	Teachers' Retirement System Combined Plan 2 and 3	22,670,872.65	286,504,328.66	290,861,417.65	18,313,783.66	311,372.52	18,625,156.18
661	Higher Ed Retirement Plan Supplemental Benefit-UW	.....	547,266.34	547,247.72	18.62	.....	18.62
662	Higher Ed Retirement Plan Supplemental Benefit -WSU	.....	85,757.47	85,757.47	.....	.....	.....
663	Higher Ed Retirement Plan Supplemental Benefit-EWU	6,577.03	9,889.62	11,482.48	4,984.17	.....	4,984.17
664	Higher Ed Retirement Plan Supplemental Benefit-CWU	.....	7,681.54	7,681.54	.....	.....	.....
665	Higher Ed Retirement Plan Supplemental Benefit-TESC	.....	3,310.74	3,310.74	.....	.....	.....
667	Higher Ed Retirement Plan Supplemental Benefit-WWU	.....	7,905.17	7,905.17	.....	.....	.....
668	Higher Ed Retirement Plan Supplemental Benefit -SBCTC	350.11	47,166.68	47,516.79	.....	.....	.....
722	Deferred Compensation Principal	4,238,205.60	63,465,442.85	62,535,037.17	5,168,611.28	2,189.45	5,170,800.73
729	Judicial Retirement Principal	10,230.42	1,357.17	1,353.00	10,234.59	.....	10,234.59
819	LEOFF Plan 1 Retirement	2,816,074.27	31,090,699.51	31,097,083.17	2,809,690.61	363,527.30	3,173,217.91
829	LEOFF Plan 2 Retirement	5,154,069.95	74,056,385.64	73,609,671.87	5,600,783.72	672,411.06	6,273,194.78
882	Washington Judicial Retirement System	\$9,304,483.14	3,408.34	616,015.61	8,691,875.87	5,618.77	8,697,494.64
<b>TOTAL PENSION TRUST FUNDS</b>		<b>\$ 98,389,795.82</b>	<b>\$ 1,142,549,454.44</b>	<b>\$ 1,153,923,316.62</b>	<b>\$ 87,015,933.64</b>	<b>\$ 5,551,875.72</b>	<b>\$ 92,567,809.36</b>
<b>CUSTODIAL FUNDS</b>							
01P	Suspense	\$ 30,461,608.51	\$ 2,415,945,115.25	\$ 2,387,457,922.47	\$ 58,948,801.29	\$ 77,880.32	\$ 59,026,681.61
01R	Undistributed Receipts	18,580,127.59	(16,704,510.05)	.....	1,875,617.54	.....	1,875,617.54
01T	Local Leasehold Excise Tax	186,191.85	.....	87,900.45	98,291.40	.....	98,291.40
034	Local Sales and Use Tax	.....	.....	.....	.....	.....	.....
035	State Payroll Revolving	19,668,387.32	574,125,362.80	561,856,434.15	31,937,315.97	2,074,471.98	34,011,787.95
768	Local Real Estate Excise Tax	.....	.....	.....	.....	.....	.....
795	State Investment Board Commingled Monthly Bond	.....	83,594.71	83,594.71	.....	.....	.....
865	State Investment Board Commingled Trust	.....	204,767.58	204,767.58	.....	.....	.....

# RECEIPTS AND DISBURSEMENTS FOR TREASURY FUNDS

	September 1, 2021	September 2021		September 30, 2021		
	Beginning Book Balance	Plus Receipts	Less Disbursements	Ending Book Balance	Outstanding Warrants	Ending Cash Balance
<b>CUSTODIAL FUNDS (Continued)</b>						
877 OASI Contribution	\$ .....	\$ .....	\$ .....	\$ .....	\$ .....	\$ .....
<b>TOTAL CUSTODIAL FUNDS</b>	\$ 68,896,315.27	\$ 2,973,654,330.29	\$ 2,949,690,619.36	\$ 92,860,026.20	\$ 2,152,352.30	\$ 95,012,378.50
<b>TOTAL TREASURY FUNDS</b>	\$ \$11,021,235,072.67	\$ 9,194,622,447.97	\$ 9,103,324,325.35	\$ 11,112,533,195.29	\$ 106,555,453.47	\$ 11,219,088,648.76

# RECEIPTS AND DISBURSEMENTS FOR TREASURER'S TRUST FUNDS

	September 1, 2021	September 2021		September 30, 2021		
	Beginning Book Balance	Plus Receipts	Less Disbursements	Ending Book Balance	Outstanding Warrants	Ending Cash Balance
<b>GENERAL FUND</b>						
06N Local Tax Administration	\$ .....	\$ .....	\$ .....	\$ .....	\$ .....	\$ .....
07F Commercial Fisheries Buyback	.....	.....	.....	.....	.....	.....
08B Foster Care Endowed Scholarship Trust	16,420.25	5.72	.....	16,425.97	.....	16,425.97
08E Individual Development Account Program	2,054.56	0.71	.....	2,055.27	.....	2,055.27
08N State Financial Aid	52,458,918.19	124,099,105.66	69,605,007.22	106,953,016.63	5,162.11	106,958,178.74
08T Transportation Innovative Partnership	.....	.....	.....	.....	.....	.....
10V Invasive Species Council	.....	.....	.....	.....	.....	.....
11M Poet Laureate	115.55	.....	.....	115.55	.....	115.55
11R Hospital Infection Control Grant	.....	.....	.....	.....	.....	.....
12L Outdoor Education and Recreation Prog	486,053.90	.....	.....	486,053.90	.....	486,053.90
12P Geoduck Aquaculture Research	(0.01)	.....	.....	(0.01)	.....	(0.01)
131 Fair	4,298,411.54	1,500.57	34,992.06	4,264,920.05	1,493.00	4,266,413.05
14N Legislative Oral History	25,500.20	.....	.....	25,500.20	.....	25,500.20
14P Skeletal Human Remains Assistance	252,266.89	.....	.....	252,266.89	.....	252,266.89
15B Food Animal Vet Scholarship	.....	.....	.....	.....	.....	.....
15N Business Assistance	.....	.....	.....	.....	.....	.....
16F Washington State Flag	.....	.....	.....	.....	.....	.....
16K Mortgage Recovery	.....	.....	.....	.....	.....	.....
16R Multiagency Permitting Team	98,033.27	34.15	.....	98,067.42	.....	98,067.42
17R Aerospace Training Student Loan	253,789.92	4,942.87	5,170.06	253,562.73	.....	253,562.73
18C Native Education Public-Private Partnership	.....	.....	.....	.....	.....	.....
18F High School Completion	.....	.....	.....	.....	.....	.....
18G Opportunity Scholarship Match Transfer	184,417.79	.....	300.00	184,117.79	.....	184,117.79
18K 24/7 Sobriety	25,975.77	660.43	.....	26,636.20	.....	26,636.20
18V Science, Technology, Engineering and Math Education Lighthouse	.....	.....	.....	.....	.....	.....
19J Universal Communications Services	87,335.38	.....	12,685.20	74,650.18	.....	74,650.18
20L Early Start	3,467,837.56	.....	.....	3,467,837.56	.....	3,467,837.56
21J Gina Grant Bull Memorial Legislative Page Scholarship	53,420.50	18.61	.....	53,439.11	.....	53,439.11
21K Skilled Worker Awareness Grant Program	(16,644.52)	.....	.....	(16,644.52)	.....	(16,644.52)
21L Low-Income Home Rehab Revolving Loan Program	78,106.66	27.22	.....	78,133.88	.....	78,133.88
21T Suicide-Safer Homes Project	25,000.01	.....	.....	25,000.01	.....	25,000.01
22A State Agency Office Relocation Pool	5,215,376.84	.....	866,725.89	4,348,650.95	1,141.92	4,349,792.87
22B Highway Worker Memorial Scholarship	.....	.....	.....	.....	.....	.....
22S Landlord Mitigation Program	4,619,168.49	747,567.94	1,125,460.07	4,241,276.36	374,339.93	4,615,616.29
22V Medical Student Loan	995,479.24	.....	.....	995,479.24	.....	995,479.24
23B Rural Jobs Program Match Transfer	.....	.....	.....	.....	.....	.....
23E Washington History Day	89,427.45	31.15	.....	89,458.60	.....	89,458.60
23F Open Educational Resources	.....	.....	.....	.....	.....	.....
23L Indian Health Improvement Reinvestment	2,811,376.76	288.67	39,646.87	2,772,018.56	104.70	2,772,123.26

# RECEIPTS AND DISBURSEMENTS FOR TREASURER'S TRUST FUNDS

	September 1, 2021	September 2021		September 30, 2021		
	Beginning Book Balance	Plus Receipts	Less Disbursements	Ending Book Balance	Outstanding Warrants	Ending Cash Balance
<b>GENERAL FUND (Continued)</b>						
24A Behavioral Health Loan Repayment Program	\$ 2,692,976.86	\$ .....	\$ .....	\$ 2,692,976.86	\$ .....	\$ 2,692,976.86
24F Veterans Service Officer	.....	.....	.....	.....	.....	.....
24W Undocumented Student Support Loan Match	.....	.....	.....	.....	.....	.....
25B Unemployment Insurance Relief	(6,261.33)	.....	7,545.19	(13,806.52)	.....	(13,806.52)
25E Rosa Franklin Legislative Internship Program Scholarship	.....	.....	.....	.....	.....	.....
25J Department of Transportation Purple Heart State	.....	.....	.....	.....	.....	.....
25K Department of Veterans' Affairs Purple Heart State	.....	.....	.....	.....	.....	.....
25L Military Department Purple Heart State	.....	.....	.....	.....	.....	.....
290 Savings Incentive	2,566,226.87	.....	3,979.10	2,562,247.77	.....	2,562,247.77
447 Information Technology Investment Revolving	32,461,964.92	(30,933.86)	1,163,514.43	31,267,516.63	90.00	31,267,606.63
490 Regional Transportation Investment District	.....	.....	.....	.....	.....	.....
514 Agricultural Conservation Easements	.....	.....	.....	.....	.....	.....
534 Washington Graduate Fellowship Trust	489.80	.....	.....	489.80	.....	489.80
551 Washington Youth and Families	124,634.31	.....	.....	124,634.31	.....	124,634.31
552 Conservation Assistance Revolving	449,209.25	.....	.....	449,209.25	.....	449,209.25
653 Washington Distinguished Professorship Trust	.....	.....	.....	.....	.....	.....
703 COVID-19 Unemployment	.....	.....	.....	.....	.....	.....
704 COVID-19 Public Health Response	595,549,372.43	14,527,328.32	11,909,866.35	598,166,834.40	958,690.40	599,125,524.80
743 College Faculty Awards Trust	186.14	.....	.....	186.14	.....	186.14
747 Health Professional Loan Repayment & Scholarship Program	9,841,755.96	321,685.50	100,076.96	10,063,364.50	14,034.78	10,077,399.28
748 Higher Education Coord. Board for Innovation and Quality	.....	.....	.....	.....	.....	.....
781 Cross-State Trail	473.10	.....	.....	473.10	.....	473.10
793 Health Insurance Pool	.....	.....	.....	.....	.....	.....
817 Stadium and Exhibition Center Construction	.....	.....	.....	.....	.....	.....
835 Four Year Student Child Care in Higher Education	\$76,804.57	.....	.....	76,804.57	.....	76,804.57
<b>TOTAL GENERAL FUND</b>	<b>\$ 719,285,675.07</b>	<b>\$ 139,672,263.66</b>	<b>\$ 84,874,969.40</b>	<b>\$ 774,082,969.33</b>	<b>\$ 1,355,056.84</b>	<b>\$ 775,438,026.17</b>
<b>SPECIAL REVENUE FUNDS</b>						
01F Crime Victims' Compensation	\$ 1,053,331.06	\$ 86,131.44	\$ .....	\$ 1,139,462.50	\$ .....	\$ 1,139,462.50
03K Industrial Insurance Premium Refund	6,158,836.96	25,101.96	72,823.67	6,111,115.25	2.99	6,111,118.24
04F Real Estate Education Program	699,194.23	1,092.89	.....	700,287.12	.....	700,287.12
06H Oral History, State Library, and Archives	23,437.83	18,963.60	17,051.90	25,349.53	.....	25,349.53
06J Securities Prosecution	609,142.35	1,750.00	383.14	610,509.21	500.39	611,009.60
07A Mortgage Lending Fraud Prosecution	462,532.73	44,316.20	.....	506,848.93	.....	506,848.93
07B Organ and Tissue Donation Awareness	119,457.86	56,823.63	123,554.86	52,726.63	.....	52,726.63
07E Contract Harvesting Revolving	10,561,513.24	3,624.27	3,899,614.94	6,665,522.57	132,914.29	6,798,436.86
07J "Helping Kids Speak"	3,612.01	2,195.66	2,629.67	3,178.00	.....	3,178.00
07K Special License Plate Applicant Trust	12,206.00	.....	.....	12,206.00	.....	12,206.00
07L Legislative International Trade	77.33	.....	.....	77.33	.....	77.33
07N Produce Railcar Pool	50.75	0.02	.....	50.77	.....	50.77

# RECEIPTS AND DISBURSEMENTS FOR TREASURER'S TRUST FUNDS

	September 1, 2021	September 2021		September 30, 2021		
	Beginning Book Balance	Plus Receipts	Less Disbursements	Ending Book Balance	Outstanding Warrants	Ending Cash Balance
<b>SPECIAL REVENUE FUNDS (Continued)</b>						
07T Commemorative Works	\$ 3,473.21	\$ 1.21	\$ .....	\$ 3,474.42	\$ .....	\$ 3,474.42
07V Fish and Wildlife Enforcement Reward	52,560.06	9,814.28	57,929.52	4,444.82	.....	4,444.82
08C Gonzaga University Alumni Association	6,814.37	4,088.00	4,925.67	5,976.70	.....	5,976.70
08F Lighthouse Environmental Programs	13,559.01	7,366.33	8,584.37	12,340.97	.....	12,340.97
08G Flexible Spending Administrative	2,205,375.12	88,351.00	88,926.23	2,204,799.89	.....	2,204,799.89
08J Prescription Drug Consortium	(22,727.79)	.....	19,532.20	(42,259.99)	.....	(42,259.99)
08L "Ski & Ride Washington"	3,749.90	2,860.67	3,208.34	3,402.23	.....	3,402.23
08P State Parks Education and Enhancement	332,267.42	14,722.19	25,944.77	321,044.84	.....	321,044.84
08V Veterans Stewardship	768,741.11	59,641.78	41,789.85	786,593.04	426.41	787,019.45
08W "Washington's National Park Fund"	32,888.28	25,482.36	28,924.04	29,446.60	.....	29,446.60
098 Eastern Washington Pheasant Enhancement	329,738.62	42,128.01	3,400.00	368,466.63	366.00	368,832.63
09A We Love Our Pets	12,394.59	4,860.34	4,942.02	12,312.91	.....	12,312.91
09B Boating Safety Education Certification	873,713.07	28,585.00	8,837.97	893,460.10	1,345.00	894,805.10
09J Washington Coastal Crab Pot Buoy Tag	151,289.66	.....	90,709.37	60,580.29	.....	60,580.29
09K Life Sciences Discovery	1,605,234.78	4,088.18	.....	1,609,322.96	.....	1,609,322.96
09L Nursing Resource Center	394,338.03	57,660.00	147.02	451,851.01	10.00	451,861.01
10F "Share the Road"	18,826.71	6,654.66	8,176.00	17,305.37	.....	17,305.37
11A Employment Training Finance	386,951.01	4,557.37	.....	391,508.38	.....	391,508.38
11J Electronic Products Recycling	779,928.69	(3,093.39)	13,158.60	763,676.70	825.00	764,501.70
11P Large On-Site Sewage Systems	.....	.....	.....	.....	.....	.....
11V Veteran Estate Management	35,151.15	29,506.22	31,869.88	32,787.49	196.70	32,984.19
126 Agricultural Local	21,072,861.57	2,431,774.80	2,835,721.88	20,668,914.49	47,198.96	20,716,113.45
128 Grain Inspection Revolving	1,330,906.26	1,492,913.73	959,571.92	1,864,248.07	1,664.31	1,865,912.38
12E Assisted Living Facility Management	507,817.26	.....	(11,488.82)	519,306.08	.....	519,306.08
12F Manufactured/Mobile Home Dispute Resol	2,506,855.52	46,693.03	61,378.76	2,492,169.79	.....	2,492,169.79
12G Rockfish Research	512,296.39	20,507.67	115,591.91	417,212.15	158.18	417,370.33
12H Uniformed Service Shared Leave Pool	867,929.16	.....	19,265.47	848,663.69	.....	848,663.69
12N Get Ready For Math & Science Schlarshp	241,053.67	1,571.38	.....	242,625.05	.....	242,625.05
133 Children's Trust	523,242.03	3,551.88	(13,120.00)	539,913.91	60.00	539,973.91
14E Washington State Library Operations	7,237,014.10	822,525.89	502,060.04	7,557,479.95	3,226.04	7,560,705.99
14W Reduced Cigarette Ignition Propensity	809,674.52	2,032.87	5,238.24	806,469.15	.....	806,469.15
15A Transitional Housing Oper & Rent	0.41	.....	.....	0.41	.....	0.41
15T Broadband Mapping	.....	.....	.....	.....	.....	.....
15V Funeral and Cemetery	309,784.73	32,663.83	66,631.04	275,817.52	340.00	276,157.52
15W Guaranteed Asset Protection Waiver	19,750.00	.....	.....	19,750.00	.....	19,750.00
163 Worker and Community Right to Know	3,819,729.83	454,781.01	148,133.14	4,126,377.70	120.69	4,126,498.39
169 Horse Racing Commission Operating	679,366.46	185,577.88	175,699.45	689,244.89	1,195.62	690,440.51
16B Landscape Architects' License	282,533.46	19,444.66	29,586.94	272,391.18	.....	272,391.18
16E Spec Forest Products Outreach/Education	72,972.84	45.47	.....	73,018.31	.....	73,018.31



# RECEIPTS AND DISBURSEMENTS FOR TREASURER'S TRUST FUNDS

	September 1, 2021		September 2021		September 30, 2021		
	Beginning Book Balance		Plus Receipts	Less Disbursements	Ending Book Balance	Outstanding Warrants	Ending Cash Balance
<b>SPECIAL REVENUE FUNDS (Continued)</b>							
16G Universal Vaccine Purchase	\$ 9,293,483.69	\$	9,977,876.04	\$ 3,716,187.33	\$ 15,555,172.40	\$ .....	\$ 15,555,172.40
16L Accessible Communities	724,665.97		17,683.12	6,347.91	736,001.18	.....	736,001.18
16N Disabled Veterans Assistance	.....		.....	.....	.....	.....	.....
16T Product Stewardship Programs	289,860.14		(516.77)	1,218.58	288,124.79	.....	288,124.79
17L Foreclosure Fairness	842,011.22		15,780.80	17,844.29	839,947.73	.....	839,947.73
17M Individual-Based/Portable Background Check Clearance	809,912.96		42,108.00	1,029.67	850,991.29	456.00	851,447.29
17V Volunteer Firefighters	5,705.01		3,152.33	2,769.68	6,087.66	.....	6,087.66
180 Local Government Administrative Hearings	241,591.73		.....	613.00	240,978.73	.....	240,978.73
189 Clarke-McNary	.....		.....	.....	.....	.....	.....
18A Investing In Innovation	34,347.09		.....	.....	34,347.09	.....	34,347.09
18E Educator Certification Processing	2,220,646.19		129,647.00	262,822.68	2,087,470.51	1,636.00	2,089,106.51
18M Music Matters Awareness	8,320.67		5,511.33	6,612.68	7,219.32	.....	7,219.32
18N Damage Prevention	158,525.13		6,000.00	.....	164,525.13	.....	164,525.13
18R Seattle Sounders FC	7,836.29		5,581.33	5,525.35	7,892.27	.....	7,892.27
190 Forest Fire Protection Assessment	9,877,089.34		1,060.78	622,730.85	9,255,419.27	2,654.63	9,258,073.90
193 State Forest Nursery Revolving	746,446.49		321.61	67,494.11	679,273.99	5,791.31	685,065.30
195 Energy	0.21		.....	.....	0.21	.....	0.21
197 Statute Law Committee Publications	863,089.99		160.24	913.39	862,336.84	14.76	862,351.60
198 Access Road Revolving	7,529,483.98		563.96	(135,982.98)	7,666,030.92	8,903.36	7,674,934.28
19B School for the Blind	3,986,468.45		1,006.98	254,563.55	3,732,911.88	3,560.87	3,736,472.75
19E 4-H Program	287.00		312.66	371.00	228.66	.....	228.66
19F Seattle Seahawks	97,544.44		33,539.33	28,585.24	102,498.53	.....	102,498.53
19H Center for Deaf/Hard of Hearing Youth	2,070,561.98		7,283.12	(1,556.75)	2,079,401.85	.....	2,079,401.85
19M Seattle University	45,259.69		693.00	.....	45,952.69	.....	45,952.69
19P Child Rescue	47,123.36		674.33	.....	47,797.69	.....	47,797.69
19R Residential Services and Support	112,035.57		.....	.....	112,035.57	.....	112,035.57
19W Wolf-Livestock Conflict	275,707.55		.....	600.00	275,107.55	.....	275,107.55
205 Mobile Home Park Relocation	3,341,269.73		116,625.52	50,408.97	3,407,486.28	3,746.55	3,411,232.83
206 Cost of Supervision	1,577,409.79		156,469.51	353,064.41	1,380,814.89	263.00	1,381,077.89
209 Regional Fisheries Enhancement Group	1,444,771.76		62,801.82	21,746.54	1,485,827.04	0.86	1,485,827.90
20A State Flower	2,998.34		2,382.33	2,543.34	2,837.33	.....	2,837.33
20D CPA Scholarship Transfer	175,000.00		.....	.....	175,000.00	.....	175,000.00
20E WA Internet Crimes Against Children	884,649.45		429,000.00	31,496.49	1,282,152.96	.....	1,282,152.96
20G Washington Farmers and Ranchers	690.67		275.33	662.67	303.33	611.34	914.67
20K Licensing & Enforcement System Modernization	.....		.....	.....	.....	.....	.....
20P Nursing Facility Quality Enhancement	3,767,657.30		.....	(294,661.40)	4,062,318.70	.....	4,062,318.70
20W Washington Tennis	9,836.10		112.00	.....	9,948.10	.....	9,948.10
210 Fire Protection Contractor License	564,566.12		5,223.00	39,036.46	530,752.66	.....	530,752.66
213 Veterans' Emblem	20,771.44		231.00	.....	21,002.44	.....	21,002.44

# RECEIPTS AND DISBURSEMENTS FOR TREASURER'S TRUST FUNDS

	September 1, 2021	September 2021		September 30, 2021		
	Beginning Book Balance	Plus Receipts	Less Disbursements	Ending Book Balance	Outstanding Warrants	Ending Cash Balance
<b>SPECIAL REVENUE FUNDS (Continued)</b>						
214 Temporary Worker Housing	\$ 59,889.16	\$ .....	\$ 15,239.53	\$ 44,649.63	\$ 150.00	\$ 44,799.63
219 Air Operating Permit	2,506,346.20	(12,158.28)	63,185.63	2,431,002.29	499.00	2,431,501.29
21A Washington State Wrestling	756.00	529.67	672.00	613.67	.....	613.67
21C Washington Sexual Assault Kit	701,073.70	244.26	120,870.00	580,447.96	.....	580,447.96
21F Fred Hutch	809.67	548.33	921.67	436.33	.....	436.33
21G Washington State Aviation	123,407.43	3,548.99	.....	126,956.42	.....	126,956.42
21N NE WA Wolf-Livestock Management	108,444.61	58.66	70,174.14	38,329.13	.....	38,329.13
21Q Forest Health Revolving	25,693,805.65	9,814.58	(642,541.86)	26,346,162.09	367.74	26,346,529.83
21U Veteran's In-State Service Shared Leave Pool	155,563.15	5,594.32	(6,901.13)	168,058.60	.....	168,058.60
21W K-12 Criminal Background Check	273,990.78	83,893.75	253,184.69	104,699.84	45.25	104,745.09
225 Fingerprint Identification	1,176,107.20	1,281,519.25	455,797.60	2,001,828.85	47.36	2,001,876.21
22G Photovoltaic Module Recycling	(75.51)	436.27	.....	360.76	.....	360.76
22H Foster Parent Shared Leave Pool	161,030.02	2,780.31	(3,004.83)	166,815.16	.....	166,815.16
22K Watershed Restoration Enhancement	370,300.00	12,950.00	.....	383,250.00	.....	383,250.00
22L Public Use General Aviation Airport Loan Revolving	3,152,019.74	4,287.88	(4,912,941.97)	8,069,249.59	100.00	8,069,349.59
22N Fish and Wildlife Federal Lands Revolving	.....	.....	.....	.....	.....	.....
22P Natural Resources Federal Lands Revolving	6,632,481.95	2,348.13	(252,914.11)	6,887,744.19	.....	6,887,744.19
22Q Seattle Mariners	12,289.71	1,726.67	.....	14,016.38	.....	14,016.38
23A Student Loan Advocate	426,171.34	(43,280.16)	12,735.37	370,155.81	42.63	370,198.44
23C Department of Licensing Tuition Recovery	78,354.05	27.30	.....	78,381.35	.....	78,381.35
23D Student Achievement Council Tuition Recovery Trust	13,500.00	137,500.91	.....	151,000.91	.....	151,000.91
23K Smoke Detection Device Awareness	36,533.32	.....	.....	36,533.32	.....	36,533.32
23M County Road Administration Board Emergency Loan	2,002,216.36	697.59	.....	2,002,913.95	.....	2,002,913.95
23U Compostable Products Revolving	.....	.....	.....	.....	.....	.....
24C San Juan Islands Programs	3,206.01	3,747.34	3,430.01	3,523.34	.....	3,523.34
24D Seattle Storm	473.67	301.00	.....	774.67	.....	774.67
24E Washington State Library-Archives Building	11,160,083.64	476,940.69	.....	11,637,024.33	.....	11,637,024.33
24G Hemp Regulatory	376,951.71	3,600.00	14,385.18	366,166.53	750.00	366,916.53
24R Energy Independence Act Special	.....	.....	.....	.....	.....	.....
24S Seattle NHL Hockey	3,640.10	2,830.33	2,602.25	3,868.18	2,602.25	6,470.43
24T State Firearms Background Check System	8,416,708.31	.....	76,363.58	8,340,344.73	.....	8,340,344.73
259 Coastal Crab	107,257.83	.....	1,442.48	105,815.35	15.00	105,830.35
25A Washington Apples	2,489.67	2,242.33	2,643.67	2,088.33	2,643.67	4,732.00
25R Recycled Content	.....	.....	.....	.....	.....	.....
25S Recycling Enhancing	.....	.....	.....	.....	.....	.....
25V Washington State Attorney General Charitable Asset Protection	.....	.....	2,315.24	(2,315.24)	.....	(2,315.24)
274 Adult Family Home	619,471.09	.....	(3,401.84)	622,872.93	.....	622,872.93
281 Impaired Driving Safety	(255,821.31)	124,362.00	.....	(131,459.31)	.....	(131,459.31)
283 Juvenile Accountability Incentive	312,191.41	108.77	.....	312,300.18	.....	312,300.18

# RECEIPTS AND DISBURSEMENTS FOR TREASURER'S TRUST FUNDS

	September 1, 2021		September 2021		September 30, 2021		
	Beginning Book Balance		Plus Receipts	Less Disbursements	Ending Book Balance	Outstanding Warrants	Ending Cash Balance
<b>SPECIAL REVENUE FUNDS (Continued)</b>							
297 Pipeline Safety	\$ 3,448,938.37	\$	144,552.62	\$ 192,517.08	\$ 3,400,973.91	\$ 1,129.05	\$ 3,402,102.96
298 Geologists'	229,342.65		21,519.39	39,734.30	211,127.74	520.00	211,647.74
300 Financial Services Regulation	41,141,667.40		1,186,354.59	4,082,935.30	38,245,086.69	3,875.75	38,248,962.44
320 Puget Sound Crab Pot Buoy Tag	14,416.95		24,885.00	26,860.88	12,441.07	.....	12,441.07
328 Crim Justice Training Commis Firing Range Maintenance	174,461.00	.....	.....	.....	174,461.00	.....	174,461.00
416 Surplus and Donated Food Commodities Revolving	3,743,242.85		241,796.03	1,031,490.11	2,953,548.77	131,705.85	3,085,254.62
424 Anti-Trust Revolving	2,114,371.47		108,509.94	408,273.27	1,814,608.14	.....	1,814,608.14
474 School Employees Flexible & Dependent Care Administration	214,502.65	.....	.....	36,994.86	177,507.79	.....	177,507.79
480 Financial Education Public-Private Partnership	114,541.17	.....	.....	.....	114,541.17	.....	114,541.17
485 Horse Racing Owners' Bonus/Breeder Awards	322,393.56		265,579.76	304.92	587,668.40	304.92	587,973.32
495 Toll Collection	27,972,172.31		10,675,419.54	13,384,714.05	25,262,877.80	56,805.77	25,319,683.57
496 Educator Conditional Scholarship	5,683,018.87		45,286.34	434,775.97	5,293,529.24	6,087.68	5,299,616.92
497 Horse Racing Commission Class C Purse Fund	133,281.13		3,077.10	.....	136,358.23	.....	136,358.23
498 Washington State Council of Fire Fighters Benevolent	17,215.23		10,742.67	11,264.53	16,693.37	.....	16,693.37
499 Law Enforcement Memorial	53,084.13		27,745.67	29,045.41	51,784.39	.....	51,784.39
501 Liquor Revolving	57,475,044.34		(36,423,496.37)	15,880,228.06	5,171,319.91	160,736.78	5,332,056.69
503 Tuition Recovery	4,086,829.34		29,146.63	4,107.87	4,111,868.10	.....	4,111,868.10
515 DNA Data Base	635,256.48		32,967.22	15,242.41	652,981.29	.....	652,981.29
516 Fruit and Vegetable Inspection	9,201,639.09		2,796,360.89	1,222,451.88	10,775,548.10	1,440.41	10,776,988.51
536 Federal Food Service Revolving	2,169,549.60		8,589,842.17	8,734,589.05	2,024,802.72	490,734.50	2,515,537.22
553 Performance Audits of Government	10,281,305.02		1,955,714.93	1,498,713.55	10,738,306.40	5,356.54	10,743,662.94
561 Community Technical College Innovation	2,403,601.78		879,075.70	736,729.21	2,545,948.27	.....	2,545,948.27
687 Rural Rehabilitation	54,534.87		27.43	.....	54,562.30	.....	54,562.30
688 Federal Local Rail Service Assistance	82,535.39		34.22	.....	82,569.61	.....	82,569.61
731 Child Care Facility Revolving	74,552.19		25.98	.....	74,578.17	.....	74,578.17
732 Nursing Home Civil Penalties	1,865,451.33	.....	.....	6,016.95	1,859,434.38	.....	1,859,434.38
746 Hanford Area Economic Investment	71,179.16		6,007.50	.....	77,186.66	.....	77,186.66
749 Governor's Interagency Committee of State Employed Women	115,464.84		4,600.00	734.37	119,330.47	.....	119,330.47
761 Basic Health Plan Subscription	250,744.09	.....	.....	.....	250,744.09	.....	250,744.09
763 Center for the Improvement of Student Learning	35,600.68	.....	.....	.....	35,600.68	.....	35,600.68
773 Commission on Higher Ed Prof Student Ex Program	51,200.00	.....	.....	.....	51,200.00	.....	51,200.00
774 University of Washington License Plate	71,624.11		25,508.00	.....	97,132.11	.....	97,132.11
776 Washington State University License Plate	191,732.63		58,354.36	28.00	250,058.99	28.00	250,086.99
778 Western Washington University License Plate	4,242.00		1,768.67	.....	6,010.67	.....	6,010.67
779 Eastern Washington University License Plate	111,331.22		3,805.67	.....	115,136.89	.....	115,136.89
780 School Zone Safety Account	1,292,465.77		4,575.59	1,837.68	1,295,203.68	.....	1,295,203.68
783 Central Washington University License Plate	4,883.68		1,579.66	.....	6,463.34	.....	6,463.34
784 Miscellaneous Transportation Programs	(7,084,166.13)		19,313,787.87	19,443,086.17	(7,213,464.43)	98,554.93	(7,114,909.50)
786 The Evergreen State College License Plate	21,829.38		366.34	.....	22,195.72	.....	22,195.72

# RECEIPTS AND DISBURSEMENTS FOR TREASURER'S TRUST FUNDS

	September 1, 2021	September 2021		September 30, 2021		
	Beginning Book Balance	Plus Receipts	Less Disbursements	Ending Book Balance	Outstanding Warrants	Ending Cash Balance
<b>SPECIAL REVENUE FUNDS (Continued)</b>						
789 Advanced Environmental Mitigation Revolving	\$ 1,108,322.78	\$ 2,153.49	\$ .....	\$ 1,110,476.27	\$ .....	\$ 1,110,476.27
816 Stadium and Exhibition Center	3,345,801.67	1,326,295.70	2,724,029.73	1,948,067.64	.....	1,948,067.64
821 Impaired Physician	650,276.75	155,550.00	340,144.28	465,682.47	500.00	466,182.47
823 Livestock Nutrient Management	31,023.62	100.00	.....	31,123.62	.....	31,123.62
833 Developmental Disabilities Endowment Trust	2,914,023.22	477,890.86	1,189,375.11	2,202,538.97	123,531.97	2,326,070.94
834 Capitol Furnishings Preservation Committee	29,119.41	35.00	.....	29,154.41	.....	29,154.41
878 Federal Forest Revolving	4,049.24	1.41	.....	4,050.65	.....	4,050.65
880 Advance Right-of-Way Revolving	44,957,584.46	929,796.31	.....	45,887,380.77	.....	45,887,380.77
884 Gambling Revolving	14,629,884.32	1,158,274.85	1,118,575.97	14,669,583.20	2,786.98	14,672,370.18
885 Plumbing Certificate	834,689.40	167,106.51	77,823.96	923,971.95	375.65	924,347.60
892 Pressure Systems Safety	\$762,966.47	198,194.99	154,580.21	806,581.25	572.81	807,154.06
<b>TOTAL SPECIAL REVENUE FUNDS</b>	<b>\$ 423,103,561.00</b>	<b>\$ 33,721,038.80</b>	<b>\$ 82,615,783.50</b>	<b>\$ 374,208,816.30</b>	<b>\$ 1,310,499.75</b>	<b>\$ 375,519,316.05</b>
<b>CAPITAL PROJECTS FUNDS</b>						
366 Watershed Restoration Enhancement Bond	\$ 12,332,030.57	\$ .....	\$ 2,134.07	\$ 12,329,896.50	\$ .....	\$ 12,329,896.50
377 Watershed Restoration Enhancement Taxable Bond	.....	.....	.....	.....	.....	.....
<b>TOTAL CAPITAL PROJECTS FUNDS</b>	<b>\$ 12,332,030.57</b>	<b>\$ .....</b>	<b>\$ 2,134.07</b>	<b>\$ 12,329,896.50</b>	<b>\$ .....</b>	<b>\$ 12,329,896.50</b>
<b>PERMANENT FUNDS</b>						
842 American Indian Scholarship Endowment	\$ 300,665.52	\$ 105.34	\$ 4,668.00	\$ 296,102.86	\$ .....	\$ 296,102.86
852 Foster Care Scholarship Endowment	\$3,871.65	1.35	.....	3,873.00	.....	3,873.00
<b>TOTAL PERMANENT FUNDS</b>	<b>\$ 304,537.17</b>	<b>\$ 106.69</b>	<b>\$ 4,668.00</b>	<b>\$ 299,975.86</b>	<b>\$ .....</b>	<b>\$ 299,975.86</b>
<b>ENTERPRISE FUNDS</b>						
22E Family and Medical Leave Enforcement	\$ 411,275.10	\$ 40.03	\$ .....	\$ 411,315.13	\$ .....	\$ 411,315.13
22F Family and Medical Leave Insurance	302,364,756.94	2,018,750.26	82,833,702.19	221,549,805.01	1,030,642.87	222,580,447.88
413 Municipal Revolving	3,625,183.44	2,533,332.94	2,558,899.43	3,599,616.95	1,546.47	3,601,163.42
438 Uniform Dental Plan Benefits Administration	631,767.53	572,854.00	.....	1,204,621.53	.....	1,204,621.53
439 Uniform Medical Plan Benefits Administration	1,330,126.85	5,558,842.00	5,177,784.87	1,711,183.98	.....	1,711,183.98
442 Legislative Gift Center	129,691.25	12,223.08	9,503.33	132,411.00	347.31	132,758.31
445 Self-Insured Emplry Overpymt Reimb	356,896.80	89,417.78	73,384.20	372,930.38	.....	372,930.38
446 Industrial Insurance Rainy Day Fund	.....	.....	.....	.....	.....	.....
449 Certificates of Participation and Other Financing - Local	1,569,353.95	2,569,627.78	3,796,865.32	342,116.41	281,917.67	624,034.08
456 Separately Managed State Treasurer's Service	95,555.14	13,942.48	7,698.08	101,799.54	.....	101,799.54
470 Imaging	80,301.47	51,232.26	36,577.11	94,956.62	.....	94,956.62
473 School Employees Insurance Reserve	48,670,955.82	8,600,957.02	.....	57,271,912.84	.....	57,271,912.84
475 School Employees Dental Benefits Administration	41,348.48	341,984.00	.....	383,332.48	.....	383,332.48
477 Lottery Investment	.....	.....	.....	.....	.....	.....
493 School Employees' Insurance	19,504,614.13	94,660,155.40	139,135,630.09	(24,970,860.56)	301,073.36	(24,669,787.20)
494 School Employees' Benefits Board Administration	(1,113,008.08)	2,918,620.00	1,542,746.84	262,865.08	.....	262,865.08

# RECEIPTS AND DISBURSEMENTS FOR TREASURER'S TRUST FUNDS

		September 1, 2021	September 2021			September 30, 2021		
		Beginning Book Balance	Plus Receipts	Less Disbursements	Ending Book Balance	Outstanding Warrants	Ending Cash Balance	
<b>ENTERPRISE FUNDS (Continued)</b>								
543	Judicial Information Systems	\$ (1,060,920.44)	\$ (765,294.01)	\$ 1,986,412.29	\$ (3,812,626.74)	\$ 25,433.63	\$ (3,787,193.11)	
544	Pollution Liability Insurance Program Trust	34,797,991.15	1,702,530.36	1,241,786.46	35,258,735.05	38,100.39	35,296,835.44	
545	Heating Oil Pollution Liability Trust	2,267,984.48	39,584.41	66,009.07	2,241,559.82	.....	2,241,559.82	
567	Long-Term Services and Supports Trust	3,289,059.60	1,287.79	1,495,691.26	1,794,656.13	.....	1,794,656.13	
721	Public Employees' and Retirees' Insurance	176,510,097.88	188,680,157.23	210,966,198.76	154,224,056.35	1,770,286.88	155,994,343.23	
730	Public Employees' and Retirees' Insurance Reserve	175,558,842.46	13,833,164.92	.....	189,392,007.38	.....	189,392,007.38	
788	Advanced College Tuition Payment Program	\$6,708,824.31	13,439,468.57	12,034,284.46	8,114,008.42	2,025,492.06	10,139,500.48	
<b>TOTAL ENTERPRISE FUNDS</b>		<b>\$ 775,770,698.26</b>	<b>\$ 336,872,878.30</b>	<b>\$ 462,963,173.76</b>	<b>\$ 649,680,402.80</b>	<b>\$ 5,474,840.64</b>	<b>\$ 655,155,243.44</b>	
<b>INTERNAL SERVICE FUNDS</b>								
411	Natural Resources Equipment	\$ 12,884,316.61	\$ 829.79	\$ (96,356.85)	\$ 12,981,503.25	\$ 118,269.20	\$ 13,099,772.45	
421	Education Technology Revolving Fund	5,021,770.67	2,361,876.83	1,685,226.91	5,698,420.59	158,404.34	5,856,824.93	
422	General Administration Services	48,747,259.95	13,019,582.72	21,408,521.12	40,358,321.55	483,912.91	40,842,234.46	
436	OFM Labor Relations Service	1,424,275.50	(53.25)	344,077.93	1,080,144.32	1,751.70	1,081,896.02	
444	Fish & Wildlife Equipment	398,061.60	106,195.00	81,698.78	422,557.82	5,615.15	428,172.97	
453	Minority and Women's Business Enterprises	1,571,350.45	138,492.22	547,467.16	1,162,375.51	25.00	1,162,400.51	
458	Consolidated Technology Services Revolving	27,126,702.47	10,359,070.60	10,837,336.07	26,648,437.00	716,073.61	27,364,510.61	
461	Shared Information Technology System Revolving	.....	.....	.....	.....	.....	.....	
466	Statewide Info Tech System Development Revolving	8,650,514.54	834,163.28	472,054.99	9,012,622.83	3,282.35	9,015,905.18	
471	State Patrol Nonappropriated Airplane Revolving	191,440.94	.....	30,838.17	160,602.77	.....	160,602.77	
472	Statewide Info Tech System Maintenance & Operations Revolving	9,637,916.35	1,380,168.01	2,216,879.56	8,801,204.80	5,720.77	8,806,925.57	
546	Risk Management	(4,306,854.15)	4,065,951.64	493,076.59	(733,979.10)	34.00	(733,945.10)	
547	Liability	(216,625,180.53)	96,145,633.50	11,131,699.84	(131,611,246.87)	850,039.03	(130,761,207.84)	
739	Certificates of Participation and Other Financing - State	\$1,466,275.93	400.00	1,089,977.63	376,698.30	.....	376,698.30	
<b>TOTAL INTERNAL SERVICE FUNDS</b>		<b>\$ -103,812,149.67</b>	<b>\$ 128,412,310.34</b>	<b>\$ 50,242,497.90</b>	<b>\$ -25,642,337.23</b>	<b>\$ 2,343,128.06</b>	<b>\$ (23,299,209.17)</b>	
<b>PRIVATE PURPOSE FUNDS</b>								
196	Unclaimed Personal Property	\$ 712,760.42	\$ 6,519,458.88	\$ 6,291,518.75	\$ 940,700.55	\$ 5,512,164.21	\$ 6,452,864.76	
463	WA College Savings Program	(388,117.99)	72,039.62	51,006.59	(367,084.96)	685.51	(366,399.45)	
738	Department of Social and Health Services Trust	53,654.52	.....	.....	53,654.52	.....	53,654.52	
799	WA Achieving a Better Life Experience Program	\$24,271.48	8.46	.....	24,279.94	.....	24,279.94	
<b>TOTAL PRIVATE PURPOSE FUNDS</b>		<b>\$ 402,568.43</b>	<b>\$ 6,591,506.96</b>	<b>\$ 6,342,525.34</b>	<b>\$ 651,550.05</b>	<b>\$ 5,512,849.72</b>	<b>\$ 6,164,399.77</b>	
<b>PENSION TRUST FUNDS</b>								
838	LEOFF Retirement System Benefits Improvement	\$ 1.75	.....	.....	\$ 1.75	.....	\$ 1.75	
<b>TOTAL PENSION TRUST FUNDS</b>		<b>\$ 1.75</b>	<b>.....</b>	<b>.....</b>	<b>\$ 1.75</b>	<b>.....</b>	<b>\$ 1.75</b>	
<b>CUSTODIAL FUNDS</b>								
165	Salary Reduction	\$ 6,875,572.53	\$ 3,649,227.01	\$ 4,323,607.54	\$ 6,201,192.00	\$ 1,200.00	\$ 6,202,392.00	
16C	Real Estate/Property Tax Admin Assistance	71,212.50	69,970.00	71,212.50	69,970.00	.....	69,970.00	

# RECEIPTS AND DISBURSEMENTS FOR TREASURER'S TRUST FUNDS

	September 1, 2021	September 2021		September 30, 2021		
	Beginning Book Balance	Plus Receipts	Less Disbursements	Ending Book Balance	Outstanding Warrants	Ending Cash Balance
<b>CUSTODIAL FUNDS (Continued)</b>						
17A County Enhanced 911 Excise Tax	\$ 6,679,147.32	\$ .....	\$ 151,713.22	\$ 6,527,434.10	\$ .....	\$ 6,527,434.10
525 Washington State Combined Fund Drive	723,675.90	366,581.47	(53.49)	1,090,310.86	17,417.98	1,107,728.84
660 Natural Resources Deposit	50,831,857.75	29,006,553.02	28,609,441.65	51,228,969.12	127,428.42	51,356,397.54
734 Centennial Document Preservation and Modernization	817,898.24	381,399.99	.....	1,199,298.23	.....	1,199,298.23
737 High Occupancy Vehicle	.....	.....	.....	.....	.....	.....
757 Maritime Historic Restoration and Preservation	3,806.34	425.59	.....	4,231.93	.....	4,231.93
797 Local Tourism Promotion	1,853,431.85	.....	57,437.83	1,795,994.02	.....	1,795,994.02
802 School Employees Salary Reduction	(172,627.23)	1,892,972.13	2,281,732.79	(561,387.89)	272.70	(561,115.19)
847 Separately Managed State Agency Investment	.....	.....	.....	.....	.....	.....
<b>TOTAL CUSTODIAL FUNDS</b>	<b>\$ 67,683,975.20</b>	<b>\$ 35,367,129.21</b>	<b>\$ 35,495,092.04</b>	<b>\$ 67,556,012.37</b>	<b>\$ 146,319.10</b>	<b>\$ 67,702,331.47</b>
<b>TOTAL TREASURER'S TRUST FUNDS</b>	<b>\$ \$1,895,070,897.78</b>	<b>\$ 680,637,233.96</b>	<b>\$ 722,540,844.01</b>	<b>\$ 1,853,167,287.73</b>	<b>\$ 16,142,694.11</b>	<b>\$ 1,869,309,981.84</b>

# INVESTMENT STATEMENT

## INVESTMENT STATEMENT

Fund / Account	September 1, 2021	Purchased	Maturities & Sales	Amortization	September 30, 2021
<b>Treasury &amp; Treasurer's Trust</b>					
Investments (trade date basis)	\$ 12,993,627,672.92	\$ 3,408,313,303.87	\$ 3,380,759,899.06	\$ (2,782,108.35)	\$ 13,018,398,969.38
Reverse Repurchase Agreements	.....	.....	.....	.....	.....
Purchased Accrued Interest	1,392,344.62	352,513.24	698,242.48	.....	1,046,615.38
<b>Total Treasury &amp; Treasurer's Trust</b>	<b>\$ 12,995,020,017.54</b>	<b>\$ 3,408,665,817.11</b>	<b>\$ 3,381,458,141.54</b>	<b>\$ (2,782,108.35)</b>	<b>\$ 13,019,445,584.76</b>
<b>Local Government Investment Pool</b>					
Investments (trade date basis)	\$ 22,967,669,861.51	\$ 26,197,305,764.25	\$ 27,963,637,265.31	\$ 363,746.90	\$ 21,201,702,107.35
Reverse Repurchase Agreements	.....	.....	.....	.....	.....
Purchased Accrued Interest	13,720.83	3,043.61	.....	.....	16,764.44
<b>Total Local Government Investment Pool</b>	<b>\$ 22,967,683,582.34</b>	<b>\$ 26,197,308,807.86</b>	<b>\$ 27,963,637,265.31</b>	<b>\$ 363,746.90</b>	<b>\$ 21,201,718,871.79</b>
<b>Separately Managed Accounts</b>					
Investments (trade date basis)	\$ 861,846,959.59	\$ 92,875,340.14	\$ 89,992,078.63	\$ (71,636.84)	\$ 864,658,584.26
Purchased Accrued Interest	141,038.16	109,898.71	130,327.87	.....	120,609.00
<b>Total Separately Managed Accounts</b>	<b>\$ 861,987,997.75</b>	<b>\$ 92,985,238.85</b>	<b>\$ 90,122,406.50</b>	<b>\$ (71,636.84)</b>	<b>\$ 864,779,193.26</b>
<b>Total All Accounts</b>	<b>\$ 36,824,691,597.63</b>	<b>\$ 29,698,959,863.82</b>	<b>\$ 31,435,217,813.35</b>	<b>\$ (2,489,998.29)</b>	<b>\$ 35,085,943,649.81</b>

# INVESTMENT INTEREST INCOME AND CAPITAL GAINS

## INVESTMENT INTEREST INCOME AND CAPITAL GAINS CURRENT MONTH AND FISCAL YEAR TO DATE COMPARISON

Fund / Account	September 2021	September 2020	Fiscal Year 2022	Fiscal Year 2021
<b>Treasury &amp; Treasurer's Trust</b>				
Cash	\$ 11,481,280.36	\$ 9,578,158.05	\$ 29,395,433.53	\$ 27,245,192.16
Custody Bank Fees	(9,285.69)	(5,262.96)	(27,692.05)	(15,768.84)
Other Bank Fees	(1,355.20)	(5,370.81)	(9,996.62)	(8,730.34)
Amortization	(2,782,108.35)	80,323.83	(8,518,521.25)	312,411.86
Accrued Interest	(2,168,138.13)	(2,052,560.64)	(400,768.84)	(2,953,636.69)
Gains and Losses	944,497.04	2,598,465.04	2,509,067.56	6,897,278.22
<b>Total Treasury &amp; Treasurer's Trust</b>	<b>\$ 7,464,890.03</b>	<b>\$ 10,193,752.51</b>	<b>\$ 22,947,522.33</b>	<b>\$ 31,476,746.37</b>
<b>Local Government Investment Pool</b>				
Cash	\$ 875,121.21	\$ 1,357,474.81	\$ 7,664,942.44	\$ 6,000,756.20
Amortization	363,746.90	1,917,377.38	569,264.23	8,988,534.78
Accrued Interest	439,967.49	353,928.54	(1,408,769.29)	(670,885.74)
Gains and Losses	8,048.03	12,023.63	18,942.68	123,187.86
<b>Total Local Government Investment Pool</b>	<b>\$ 1,686,883.63</b>	<b>\$ 3,640,804.36</b>	<b>\$ 6,844,380.06</b>	<b>\$ 14,441,593.10</b>
<b>Separately Managed Accounts</b>				
Cash	\$ 800,957.54	\$ 1,014,263.16	\$ 1,949,075.22	\$ 2,307,509.49
Amortization	(71,636.84)	18,080.78	(181,680.57)	67,773.96
Accrued Interest	(272,831.87)	(494,497.46)	(386,332.90)	(664,786.59)
Gains and Losses	.....	226,374.42	68,432.48	317,485.34
<b>Total Separately Managed Accounts</b>	<b>\$ 456,488.83</b>	<b>\$ 764,220.90</b>	<b>\$ 1,449,494.23</b>	<b>\$ 2,027,982.20</b>
<b>Total All Accounts</b>	<b>\$ 9,608,262.49</b>	<b>\$ 14,598,777.77</b>	<b>\$ 31,241,396.62</b>	<b>\$ 47,946,321.67</b>



MIKE PELLICCIOTTI  
STATE TREASURER  
PO BOX 40200  
OLYMPIA WA 98504-0200

---

