



Washington State Treasurer's Monthly Report

April 2022



MIKE PELLICCIOTTI
State Treasurer

In accordance with the Americans with Disabilities Act, this publication will be made available in alternate formats upon request to the Office of the State Treasurer, Legislative Building, 2nd Floor, Olympia, Washington 98504-0200, telephone (360) 902-9000, fax (360) 902-9037 or TTY Users Call: 7-1-1. Web Site: <http://tre.wa.gov>.

Cover photo taken by Treasurer's Office staff.

TABLE OF CONTENTS

	<i>Page</i>
State Treasurer’s Letter	1
General Fund	2
Treasury, Treasurer’s Trust and Local Government Investment Pool Flow Chart	3
Treasury & Treasurer’s Trust, Treasury and Treasurer’s Trust Charts	4
General Fund and Local Government Investment Pool Charts	5
Receipts and Disbursements for Treasury Funds	6
Receipts and Disbursements for Treasurer’s Trust Funds	19
Investment Statement	29
Investment Interest Income and Capital Gains	30



Mike Pellicciotti

State Treasurer

**State of Washington
Office of the Treasurer**

Legislative Building
P.O. Box 40200
Olympia, Washington 98504

(360) 902-9000 · TTY 7-1-1
FAX (360) 902-9037
Home Page <http://tre.wa.gov>



Fellow Washingtonians,

I am pleased to report on the operations of the Office of the State Treasurer for the month of April 2022. At the close of the month, the total of the treasury & treasurer's trust book balances was \$13.7 billion with investment earnings distributed for the month of \$8.8 million.

Sincerely,

A handwritten signature in blue ink that reads "Mike Pellicciotti". The signature is fluid and cursive.

Mike Pellicciotti
Washington State Treasurer

GENERAL FUND

CURRENT MONTH AND FISCAL YEAR TO DATE COMPARISON

(In Millions)

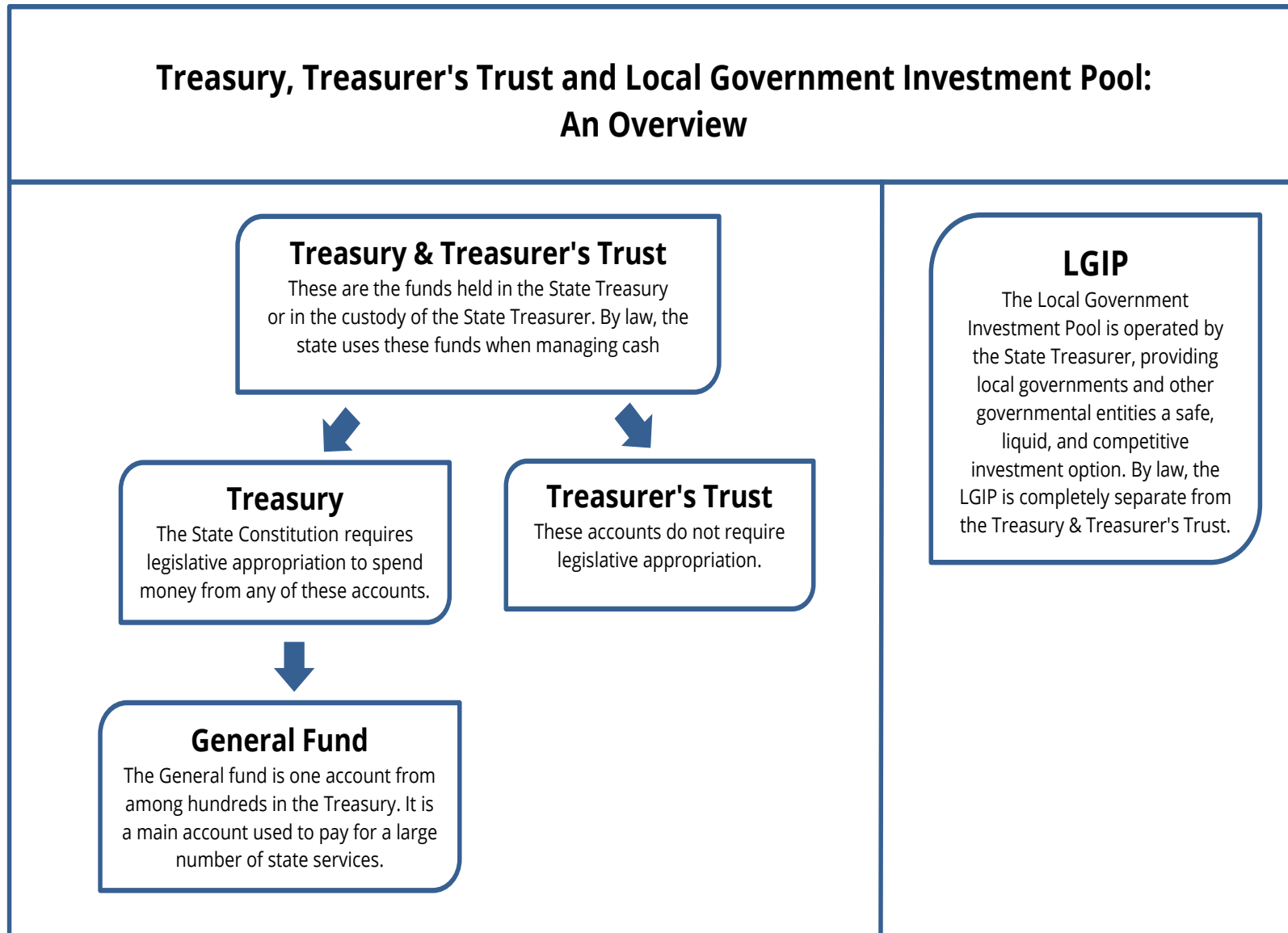
	Month of April		Fiscal Year to Date	
	2022	2021	2022	2021
Beginning Book Balance	\$ 3,096.563	\$ (938.176)	\$ 4,614.636	\$ 2,427.397
Cash Revenue	4,152.069	3,909.256	37,130.686	33,525.114
Other Cash Receipts	789.316	465.662	2,817.803	3,611.653
Total Cash Receipts	4,941.385	4,374.918	39,948.489	37,136.767
Total Cash Disbursements	4,838.736	4,483.664	41,363.913	40,611.086
Ending Book Balance	\$ 3,199.212	\$ (1,046.922)	\$ 3,199.212	\$ (1,046.922)
Cash Revenue				
Bond Retirement & Interest	\$ 0.000	\$ 0.000	\$ (0.269)	\$ (0.281)
Secretary of State	5.497	4.134	44.820	39.812
Department of Revenue:				
Retail Sales Tax	1,222.095	1,141.768	11,547.312	10,228.901
Business & Occupation Tax	536.502	452.946	4,666.817	4,086.906
Compensating Tax	83.132	79.798	739.658	681.066
Cigarette Tax	15.697	21.101	227.125	264.729
Public Utility Tax	44.914	45.833	407.082	340.226
Various Other Revenue	35.452	31.153	385.112	578.757
Insurance Commission	4.057	7.628	510.135	424.802
Liquor and Cannabis Board	2.239	2.002	145.812	136.852
Department of Licensing:				
Excise Tax – Other	0.015	0.019	0.134	0.160
Various Other Revenue	2.857	2.991	12.773	13.900
Department of Social & Health Services	(1.321)	0.892	37.470	32.474
Universities & Colleges	(0.002)	0.003	(0.001)	0.007
Treasurer's Transfers	70.916	71.811	(53.872)	(26.756)
Counties:				
Property Tax	266.104	254.391	2,348.880	2,428.377
Real Estate Excise Tax	187.611	166.835	1,984.426	1,397.241
Various Other Revenue	3.094	3.980	28.612	34.584
Federal Grants-In-Aid (All Agencies)	1,525.749	1,449.656	13,687.334	11,997.900
Revenues Distributed to Local Governments	(0.332)	(2.329)	(87.023)	(52.057)
Other Agencies' Cash Revenue	147.793	174.644	498.349	917.514
Total Cash Revenue	\$ 4,152.069	\$ 3,909.256	\$ 37,130.686	\$ 33,525.114

Source: Agency Financial Reporting System (AFRS).

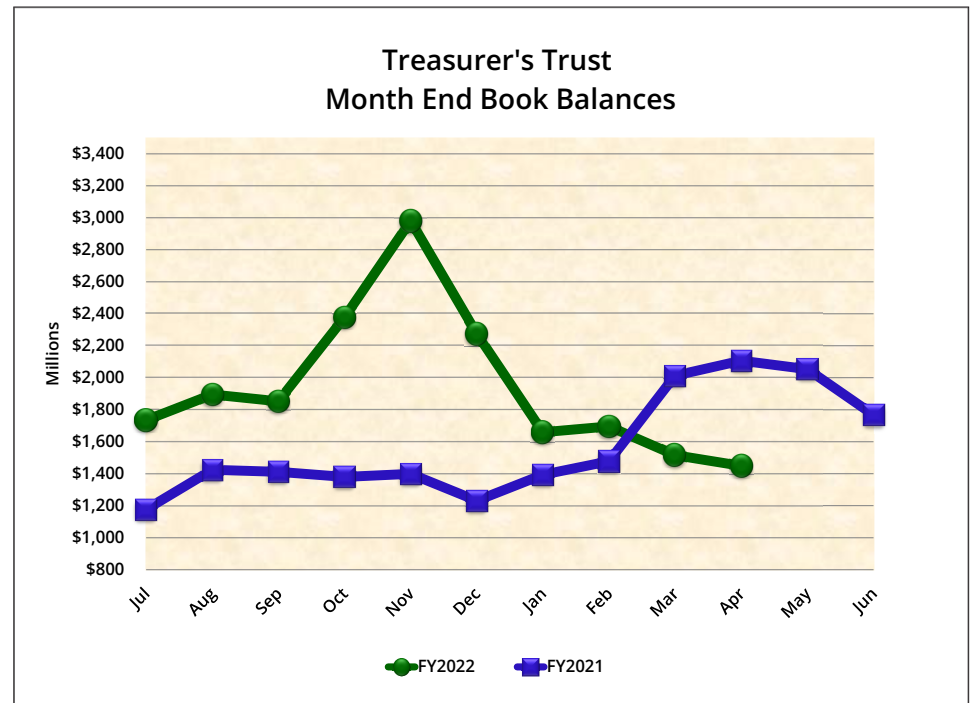
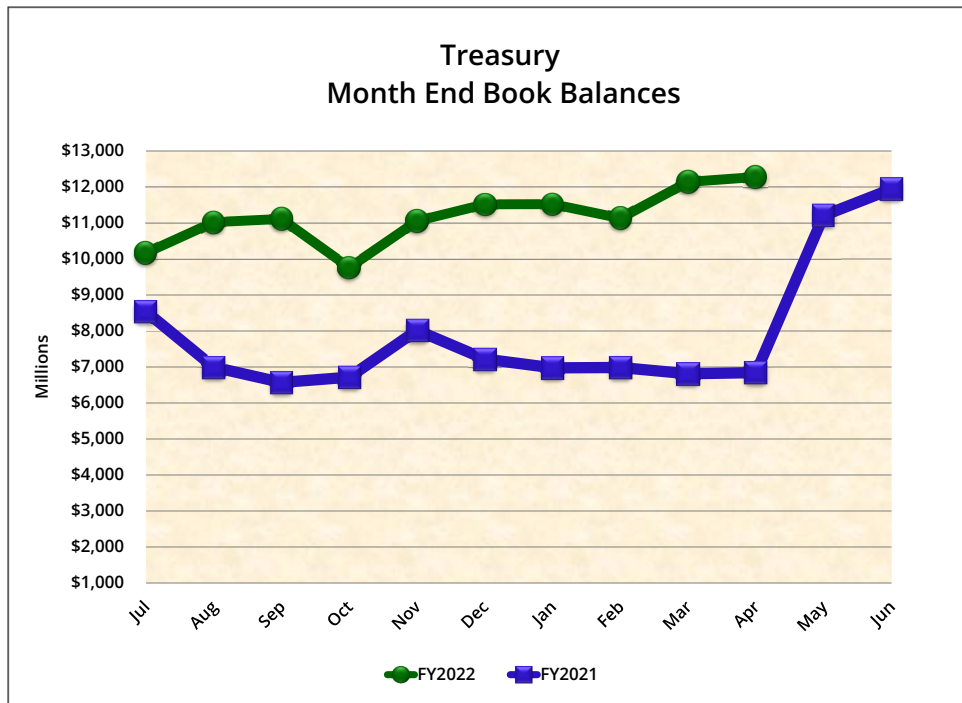
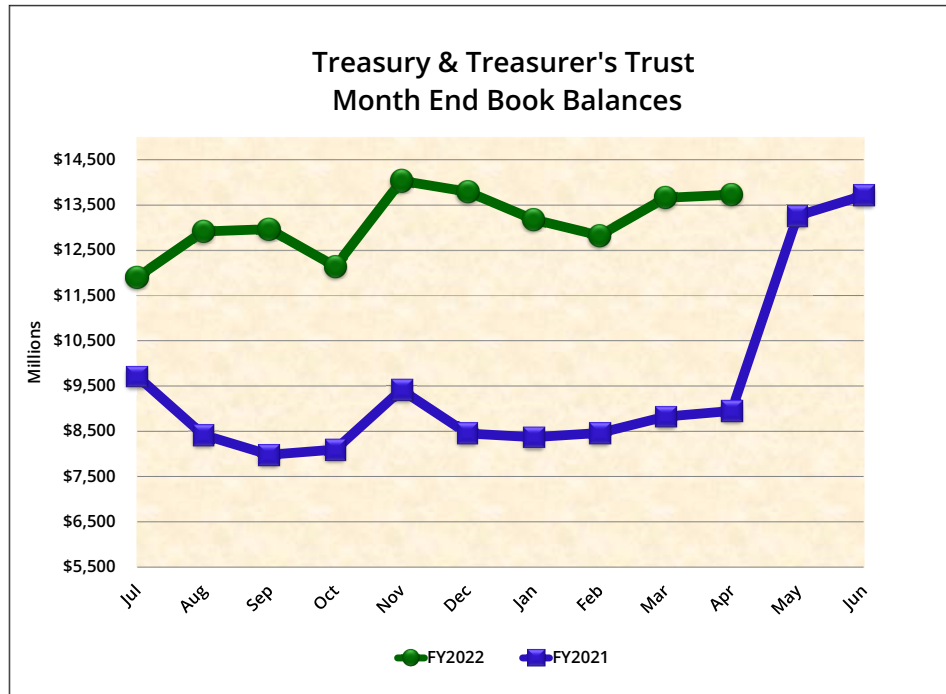
TREASURY, TREASURER'S TRUST AND LGIP FLOW CHART

The State Treasurer is charged with the cash management of public funds, which includes two categories of state funds and accounts: (1) funds and accounts located in the state treasury, which are subject to legislative appropriation; and (2) Treasurer's trust funds, which are accounts placed in the custody of the State Treasurer, and not typically subject to legislative appropriation. Funds within these accounts are commingled for investment and cash management purposes.

This flow chart describes the structure of the Treasury and Treasurer's Trust Accounts. Month end balances of these accounts are shown on pages 4 and 5.

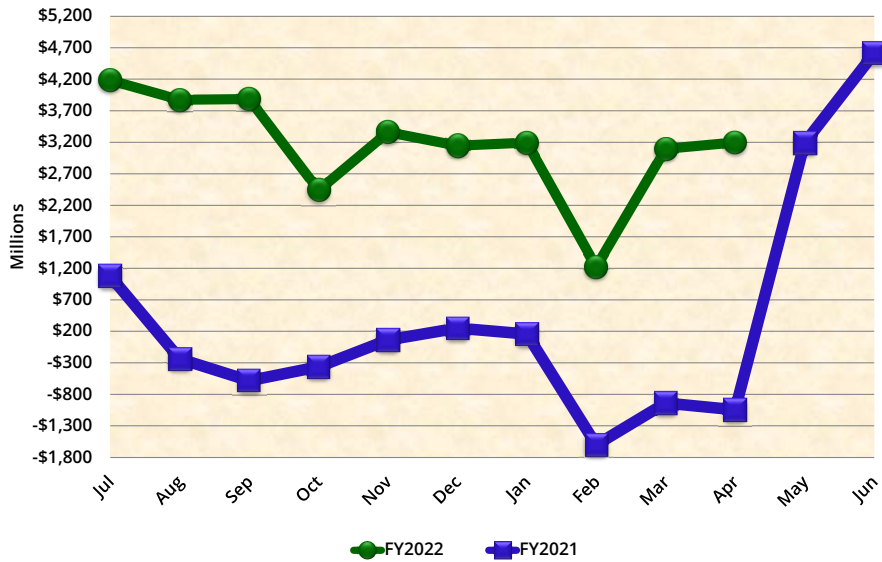


TREASURY & TREASURER'S TRUST AND TREASURY AND TREASURER'S TRUST CHART

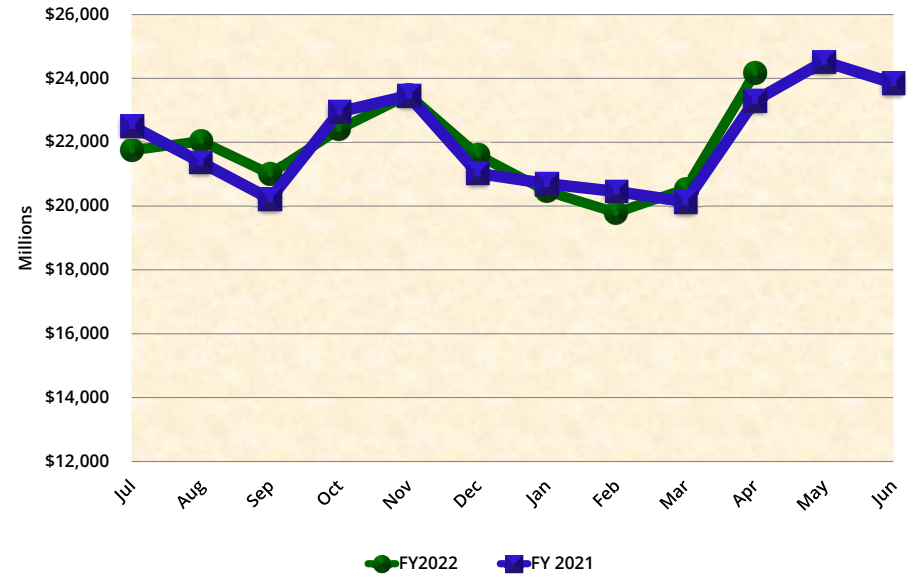


GENERAL FUND AND LOCAL GOVERNMENT INVESTMENT POOL CHARTS

General Fund Month End Book Balances

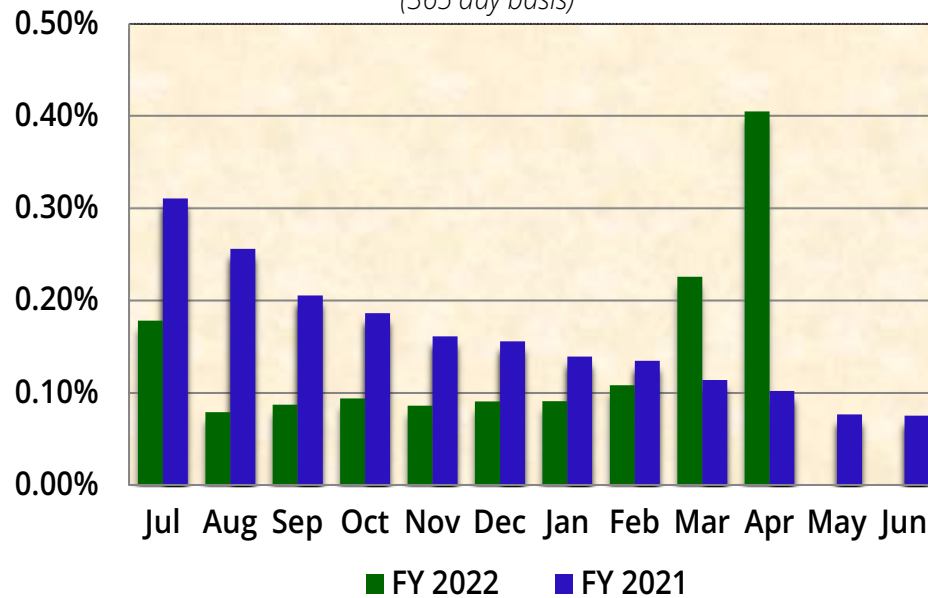


Local Government Investment Pool Month End Book Balances



LGIP Net Yield

(365 day basis)



RECEIPTS AND DISBURSEMENTS FOR TREASURY FUNDS

	April 1, 2022	April 2022		April 30, 2022		
	Beginning Book Balance	Plus Receipts	Less Disbursements	Ending Book Balance	Outstanding Warrants	Ending Cash Balance
GENERAL FUND						
001 General	\$ 3,096,563,917.59	\$ 4,941,385,648.20	\$ 4,838,736,484.44	\$ 3,199,213,081.35	\$ 54,500,762.50	\$ 3,253,713,843.85
018 Millersylvania Park Current	5,210.50	5,210.50	5,210.50
01E Geothermal	93,783.70	93,783.70	93,783.70
01N Institutional Impact	19,144.72	19,144.72	19,144.72
02P Flood Control Assistance	3,487,107.30	125,406.61	3,361,700.69	3,361,700.69
031 State Investment Board Expense	7,262,334.85	2,261,349.85	2,299,791.59	7,223,893.11	7,223,893.11
032 State Emergency Water Projects Revolving	221,616.92	221,616.92	221,616.92
03A Excess Earnings
03L County Criminal Justice Assistance	2,434,165.08	14,145,520.96	14,127,806.17	2,451,879.87	1,373.01	2,453,252.88
03M Municipal Criminal Justice Assistance	51,098.65	5,740,293.01	5,615,559.76	175,831.90	610.21	176,442.11
04L Public Health Services	6.69	6.69	6.69
051 State and Local Improvements Revolving	26,744.33	26,744.33	26,744.33
055 State & Local Improve Revolving (Waste Disp Facilities, 1980)	2,639.01	2,639.01	2,639.01
05C Criminal Justice Treatment	2,282,407.69	2,707,096.25	1,062,614.68	3,926,889.26	3,926,889.26
05M Tourism Development and Promotion
070 Outdoor Recreation	(607,399.87)	1,555,280.12	968,956.99	(21,076.74)	(21,076.74)
072 State & Local Improve Revolving (Water Supply Facilities)	825,303.88	825,303.88	825,303.88
09C Farm and Forest	3,033.47	4,165.36	(1,131.89)	(1,131.89)
09G Riparian Protection
09R Economic Development Strategic Reserve	5,588,230.87	792,522.47	161,796.81	6,218,956.53	6,218,956.53
10K Veterans Innovation Program	14,382.82	14,382.82	14,382.82
10P Columbia River Basin Water Supply Development	3,519,143.49	1,523.08	3,972.00	3,516,694.57	3,516,694.57
10T Hood Canal Aquatic Rehabilitation Bond
11F Reinvesting in Youth	5.98	5.98	5.98
11N Heritage Barn Preservation
11W Water Quality Capital	34,227.10	34,227.10	34,227.10
125 Site Closure	35,894,689.99	20,391.15	5,675.22	35,909,405.92	35,909,405.92
12J Boating Activities
12K Puget Sound Scientific Research
12R Independent Youth Housing
12W Veterans Conservation Corps
14B Budget Stabilization	34,405,595.33	14,773.05	34,420,368.38	34,420,368.38
14C Puget Sound Recovery
14H Community Preservation & Development Authority	507,043.18	991.99	506,051.19	506,051.19
15J Building Communities

RECEIPTS AND DISBURSEMENTS FOR TREASURY FUNDS

	April 1, 2022		April 2022		April 30, 2022		
	Beginning Book Balance		Plus Receipts	Less Disbursements	Ending Book Balance	Outstanding Warrants	Ending Cash Balance
GENERAL FUND (Continued)							
15K Columbia River Water Delivery	\$ 16,173.66	\$	\$	\$	\$ 16,173.66	\$	\$ 16,173.66
15R Evergreen Job Training
16V Water Rights Processing	82,087.33	82,087.33	82,087.33
177 Judicial Retirement Administrative
17C Opportunity Express Account	62,171.42	62,171.42	62,171.42
17E State Efficiency and Restructuring
17F Washington Opportunity Pathways	115,529,314.74	27,248,842.45	16,312,734.39	126,465,422.80	126,465,422.80
17K Basic Health Plan Stabilization
18H Opportunity Expansion	326.64	326.64	326.64
19K Yakima Integrated Plan Implementation
19L Charter Schools Oversight	463,661.37	139,906.32	106,327.64	497,240.05	1,763.06	499,003.11
19N Diesel Idle Reduction
20C Yakima Integrated Plan Implementation Taxable Bond
20F Invest in Washington
21B Chehalis Basin
21D Dairy Nutrient Infrastructure
21P Sexual Assault Prevention and Response
21R DCYF Contracted Services Performance Improvement
22C Early Learning Facilities Revolving	(95.85)	722,381.49	722,311.14	(25.50)	(25.50)
22D Early Learning Facilities Development	750,846.21	750,846.21
22T Statewide Tourism Marketing	5,300,500.40	184,035.59	47,281.06	5,437,254.93	5,437,254.93
23H Defense Community Compatibility
23J Statewide Broadband	27,525,643.42	11,827.92	25,106.50	27,512,364.84	27,512,364.84
244 Habitat Conservation	(110,029.31)	448,792.04	839,821.64	(501,058.91)	(501,058.91)
24H Career Connected Learning
24M Climate Resiliency
24U Sustainable Farms and Fields
253 Education Construction	22,407.03	9.62	22,416.65	22,416.65
25C Elementary & Secondary School Emergency Relief III	(297,654.06)	38,934,983.92	38,756,517.75	(119,187.89)	11,777.08	(107,410.81)
25D Manufacturing and Warehousing Job Centers	1,687,583.01	1,687,583.01	1,687,583.01
25F Forest Resiliency	4,845,843.76	186,851.12	4,658,992.64	499.86	4,659,492.50
25G Manufacturing Cluster Acceleration	1,405,000.00	1,405,000.00	1,405,000.00
25H Fair Start for Kids
25P Wildfire Response, Forest Restoration, and Community Resilience
26H

RECEIPTS AND DISBURSEMENTS FOR TREASURY FUNDS

	April 1, 2022	April 2022		April 30, 2022		
	Beginning Book Balance	Plus Receipts	Less Disbursements	Ending Book Balance	Outstanding Warrants	Ending Cash Balance
GENERAL FUND (Continued)						
26K	\$	\$	\$	\$	\$	\$
26R
26U
26V
27A
27B
27C
27F
27G
27K
291 Education Savings
355 State Taxable Building Construction	24,067,675.07	(722,550.39)	5,844,447.84	17,500,676.84	17,500,676.84
359 School Constr & Skill Ctrs Bldg	37,601.47	37,601.47	37,601.47
488 Special Personnel Litigation Revolving
489 Pension Funding Stabilization	16,036,212.65	6,885.62	1,436,432.43	14,606,665.84	14,606,665.84
548 LEOFF System Plan 2 Expense	128,529.66	150,292.38	142,079.26	136,742.78	476.76	137,219.54
702 Dedicated McCleary Penalty
706 Coronavirus State Fiscal Recovery Fund	1,113,837,949.64	3,401.42	27,563,623.15	1,086,277,727.91	109,762.82	1,086,387,490.73
707 Washington Rescue Plan Transition	1,000,000,000.00	1,000,000,000.00	1,000,000,000.00
828 Tobacco Prevention and Control	967,641.13	423.53	1,415.00	966,649.66	966,649.66
830 Agricultural College Trust Management	1,761,258.00	343,384.22	1,417,873.78	3,451.74	1,421,325.52
TOTAL GENERAL FUND	\$ 5,506,001,200.98	\$ 5,036,507,509.73	\$ 4,956,192,400.97	\$ 5,586,316,309.74	\$ 54,630,477.04	\$ 5,640,946,786.78
SPECIAL REVENUE FUNDS						
002 Hospital Data Collection	\$ 130,894.50	\$	\$ 12,553.17	\$ 118,341.33	\$	\$ 118,341.33
003 Architects' License	912,996.45	58,830.25	32,395.71	939,430.99	939,430.99
007 Winter Recreational Program	3,723,474.97	63,272.00	314,319.73	3,472,427.24	9,636.35	3,482,063.59
014 Forest Development	24,061,546.13	1,835.70	3,769,339.50	20,294,042.33	79,737.38	20,373,779.71
01B ORV & Non-Highway Vehicle Account	1,541,043.51	263,488.64	692,599.63	1,111,932.52	9,324.23	1,121,256.75
01M Snowmobile	3,756,937.70	36,870.54	680,823.63	3,112,984.61	71,032.65	3,184,017.26
024 Professional Engineers'	1,429,206.81	163,724.96	99,727.61	1,493,204.16	324.00	1,493,528.16
025 Pilotage	(124,876.75)	175,754.83	189,828.12	(138,950.04)	(138,950.04)
026 Real Estate Commission	3,415,415.61	791,031.65	434,849.26	3,771,598.00	1,342.78	3,772,940.78
027 Reclamation	5,768,565.19	126,131.76	132,053.90	5,762,643.05	1,003.52	5,763,646.57
02A Surveys and Maps	861,369.54	65,009.22	205,137.54	721,241.22	721,241.22
02G Health Professions	25,181,958.12	7,499,579.39	5,244,950.38	27,436,587.13	25,198.77	27,461,785.90

RECEIPTS AND DISBURSEMENTS FOR TREASURY FUNDS

	April 1, 2022	April 2022		April 30, 2022		
	Beginning Book Balance	Plus Receipts	Less Disbursements	Ending Book Balance	Outstanding Warrants	Ending Cash Balance
SPECIAL REVENUE FUNDS (Continued)						
02H Business Enterprises Revolving	\$ 849,558.03	\$ 35,566.95	\$ 90,556.73	\$ 794,568.25	\$ 7,615.75	\$ 802,184.00
02J Certified Public Accountants'	3,877,134.38	371,091.67	201,186.08	4,047,039.97	5,558.07	4,052,598.04
02K Death Investigations	1,256,834.06	673,141.25	215,399.62	1,714,575.69	1,446.75	1,716,022.44
02M Essential Rail Assistance	623,496.19	617.07	15,148.05	608,965.21	14,793.00	623,758.21
02N Parkland Acquisition	93,641.19	93,641.19	93,641.19
02R Aquatic Lands Enhancement	9,275,314.47	1,100.58	(1,765,935.05)	11,042,350.10	22,077.62	11,064,427.72
02W Timber Tax Distribution	488,891.99	1,046,098.84	153,249.75	1,381,741.08	59,626.92	1,441,368.00
030 Landowner Contingency Forest Fire Suppression	(2,299,775.31)	15.58	(133,021.06)	(2,166,738.67)	(2,166,738.67)
039 Aeronautics	4,421,699.79	620,158.60	239,951.67	4,801,906.72	4,801,906.72
03B Asbestos	1,159,343.27	35,805.72	23,861.89	1,171,287.10	103.09	1,171,390.19
03C Emergency Medical Services and Trauma Care System Trust	9,990,113.96	3,668,421.00	4,528,388.16	9,130,146.80	169,923.50	9,300,070.30
03F Enhanced 911	7,458,252.65	2,497,070.56	1,766,405.19	8,188,918.02	57,711.82	8,246,629.84
03N Business License	10,896,955.75	3,079,067.72	2,466,891.95	11,509,131.52	131,968.09	11,641,099.61
03P Fire Service Trust	669,609.19	3,855.00	2,422.72	671,041.47	1,800.00	672,841.47
03R Safe Drinking Water	5,042,853.77	292,052.58	237,887.11	5,097,019.24	650.15	5,097,669.39
041 Resource Management Cost	16,185,384.05	11,106.69	(3,085,550.73)	19,282,041.47	113,082.23	19,395,123.70
042 Charitable, Educational, Penal, and Reformatory Institutions	5,091,698.25	1,952.29	(124,946.93)	5,218,597.47	5,218,597.47
044 Waste Reduction, Recycling, and Litter Control	13,629,515.47	1,333,079.21	975,852.17	13,986,742.51	10,367.29	13,997,109.80
045 State Vehicle Parking	(828,270.18)	259,697.56	221,849.14	(790,421.76)	2,049.00	(788,372.76)
048 Marine Fuel Tax Refund	260,504.71	260,504.71	260,504.71
04E Uniform Commercial Code	2,027,390.74	74,653.29	66,754.34	2,035,289.69	1,487.30	2,036,776.99
04H Surface Mining Reclamation	2,514,161.88	57.12	259,456.05	2,254,762.95	2,254,762.95
04M Recreational Fisheries Enhancement	1,062,851.47	408,704.61	266,461.03	1,205,095.05	1,205,095.05
04R Drinking Water Assistance	131,505,263.96	5,972,511.20	5,554,166.56	131,923,608.60	52,912.38	131,976,520.98
04V Vehicle License Fraud	429,572.60	3,055.60	432,628.20	432,628.20
04W Waterworks Operator Certification	1,350,546.39	11,301.30	25,483.86	1,336,363.83	484.74	1,336,848.57
058 Public Works Assistance	19,747,554.69	3,085,749.13	3,569,143.61	19,264,160.21	42,742.25	19,306,902.46
05H Disaster Response	(21,000,218.82)	350,801.09	9,788,139.02	(30,437,556.75)	1,913,468.75	(28,524,088.00)
05R Drinking Water Assistance Administrative	3,852,128.64	38,655.07	51,817.35	3,838,966.36	3,838,966.36
05W State Drought Preparedness and Response	2,288,618.90	2,288,618.90	2,288,618.90
06A Salmon Recovery	27,893.34	27,893.34	27,893.34
06G Real Estate Appraiser Commission	651,179.59	68,367.14	58,043.87	661,502.86	620.00	662,122.86
06K Lead Paint	175,056.65	6,425.00	5,456.07	176,025.58	176,025.58
06L Business and Professions	5,983,720.14	834,798.63	713,092.04	6,105,426.73	6,312.00	6,111,738.73
06R Real Estate Research	896,805.47	23,780.00	102,658.00	817,927.47	20.00	817,947.47

RECEIPTS AND DISBURSEMENTS FOR TREASURY FUNDS

	April 1, 2022		April 2022		April 30, 2022		
	Beginning Book Balance		Plus Receipts	Less Disbursements	Ending Book Balance	Outstanding Warrants	Ending Cash Balance
SPECIAL REVENUE FUNDS (Continued)							
06T License Plate Technology	\$ 1,602,235.08	\$	156,903.96	\$ 440,715.71	\$ 1,318,423.33	\$ 20.55	\$ 1,318,443.88
071 Warm Water Game Fish	1,220,190.69		353,609.00	133,830.27	1,439,969.42	12.40	1,439,981.82
07W Domestic Violence Prevention	2,109,555.01		98,574.05	57,307.44	2,150,821.62	2,150,821.62
080 Grade Crossing Protective	200,035.66		85.89	200,121.55	200,121.55
081 State Patrol Highway	25,848,449.76		21,654,221.96	19,941,127.42	27,561,544.30	353,780.61	27,915,324.91
082 Motorcycle Safety Education	3,145,807.75		237,668.38	162,576.23	3,220,899.90	30.00	3,220,929.90
084 Building Code Council	1,076,987.96		87,864.88	64,728.73	1,100,124.11	1,100,124.11
086 Fire Service Training	(1,412,346.73)		21,965.51	692,580.06	(2,082,961.28)	47,304.14	(2,035,657.14)
087 Park Land Trust Revolving	3,377,552.49		230,317.22	580,796.39	3,027,073.32	609.17	3,027,682.49
08A Education Legacy Trust	932,890,188.22		70,214,036.82	17,304,082.06	985,800,142.98	1,020,729.90	986,820,872.88
08H Military Department Rental and Lease	4,874,507.81		27,615.89	12,626.00	4,889,497.70	4,889,497.70
08K Problem Gambling	696,125.16		152,947.00	97,872.96	751,199.20	751,199.20
08M Small City Pavement and Sidewalk	1,042,590.23		72,641.56	105.03	1,115,126.76	1,115,126.76
08R Waste Tire Removal	3,469,949.11		352,274.41	72,798.40	3,749,425.12	3,749,425.12
094 Transportation Infrastructure	6,019,626.79		64,459.59	126,138.40	5,957,947.98	5,957,947.98
095 Electrical License	16,352,485.74		2,044,063.20	2,251,473.34	16,145,075.60	16,818.27	16,161,893.87
096 Highway Infrastructure	2,070,622.00		889.08	2,071,511.08	2,071,511.08
097 Recreational Vehicle	3,711,783.55		78,774.93	13,546.70	3,777,011.78	3.00	3,777,014.78
099 Puget Sound Capital Construction	(335,904.28)		2,727,311.42	5,155,728.72	(2,764,321.58)	45,388.11	(2,718,933.47)
09E Freight Mobility Investment	10,775,220.58		4,345.96	36,784.03	10,742,782.51	3,250.00	10,746,032.51
09H Transportation Partnership	(33,384,411.30)		(6,931,202.56)	2,593,358.27	(42,908,972.13)	39,449.06	(42,869,523.07)
09P City-County Assistance	109,861.94		2,541,204.62	2,651,066.56	2,651,066.56
09T Washington Main Street Trust Fund	52,138.16		52,138.16	52,138.16
102 Rural Arterial Trust	16,379,079.60		1,340,364.25	519,562.35	17,199,881.50	17,199,881.50
104 Limited Fish And Wildlife	12,332,263.31		3,201,665.93	1,302,152.99	14,231,776.25	68,465.38	14,300,241.63
106 Highway Safety	63,497,548.75		13,268,813.56	9,242,522.28	67,523,840.03	162,408.95	67,686,248.98
107 Liquor Excise Tax	14,548,344.43		1,832,802.77	11,799,312.18	4,581,835.02	4,581,835.02
108 Motor Vehicle	460,953,213.59		160,521,246.13	134,580,581.83	486,893,877.89	3,182,975.42	490,076,853.31
109 Puget Sound Ferry Operations	(26,196,687.11)		15,780,957.04	28,026,872.67	(38,442,602.74)	137,287.11	(38,305,315.63)
10A Aquatic Algae Control	519,262.17		21,881.99	4,134.47	537,009.69	1.00	537,010.69
10B Home Security Fund	124,993,556.04		10,782,735.68	1,612,824.92	134,163,466.80	440.00	134,163,906.80
10G Water Rights Tracking System	224,998.87		7,838.75	232,837.62	232,837.62
110 Special Wildlife	6,835,996.37		201,143.37	130,126.47	6,907,013.27	5,505.64	6,912,518.91
111 Public Service Revolving	1,303,667.29		5,367,391.66	1,903,060.37	4,767,998.58	66,379.43	4,834,378.01
113 Common School Construction	51,637,067.69		499,142.57	(5,383,882.18)	57,520,092.44	5,655.08	57,525,747.52

RECEIPTS AND DISBURSEMENTS FOR TREASURY FUNDS

	April 1, 2022	April 2022		April 30, 2022		
	Beginning Book Balance	Plus Receipts	Less Disbursements	Ending Book Balance	Outstanding Warrants	Ending Cash Balance
SPECIAL REVENUE FUNDS (Continued)						
116 Basic Data	\$ 7,709.01	\$	\$	\$ 7,709.01	\$	\$ 7,709.01
119 Unemployment Compensation Administration	182,096.65	18,030,056.18	19,259,061.28	(1,046,908.45)	15,099,433.41	14,052,524.96
11B Regional Mobility Grant Program	57,119,886.01	6,273,222.02	175,955.88	63,217,152.15	63,217,152.15
11E Freight Mobility Multimodal	8,754,165.45	3,551.88	2,679.35	8,755,037.98	8,755,037.98
11H Forest and Fish Support	6,139,620.83	665,538.47	173,680.24	6,631,479.06	38,584.01	6,670,063.07
11K Washington Auto Theft Prevention Authority	(654,991.34)	237,298.34	235,821.44	(653,514.44)	(653,514.44)
120 Administrative Contingency	24,055,529.95	1,697,683.26	906,561.22	24,846,651.99	24,846,651.99
12C Affordable Housing For All	29,753,475.36	2,785,640.93	1,530,525.63	31,008,590.66	1,588.91	31,010,179.57
12M Charitable Organization Education	1,658,752.44	30,380.00	66,593.37	1,622,539.07	1,622,539.07
12T Traumatic Brain Injury	1,353,306.76	111,578.29	71,889.14	1,392,995.91	6,600.00	1,399,595.91
134 Employment Services Administrative	40,638,772.39	162,140.77	2,332,360.94	38,468,552.22	333,094.98	38,801,647.20
138 Insurance Commissioner's Regulatory	18,592,973.50	35,668.22	2,563,190.87	16,065,450.85	31,243.08	16,096,693.93
144 Transportation Improvement	39,909,993.40	4,138,273.09	3,067,250.48	40,981,016.01	136.01	40,981,152.02
146 Firearms Range	1,759,233.88	32,570.64	50,467.93	1,741,336.59	1,987.93	1,743,324.52
14A Wildlife Rehabilitation	550,559.32	16,991.90	32,189.71	535,361.51	3.67	535,365.18
14G Ballast Water and Biofouling Management	38,356.87	200.00	38,156.87	38,156.87
14M Financial Fraud & ID Theft	2,122,784.19	166,500.00	949.22	2,288,334.97	2,288,334.97
14R Military Active State Service	407,635.03	35,835.38	371,799.65	371,799.65
14V Ignition Interlock Device	930,870.71	207,251.00	367,936.52	770,185.19	5,332.40	775,517.59
150 Low-Income Weatherization/ Structural Rehabilitation Assistance	1,564,054.51	657.84	3,782.95	1,560,929.40	1,560,929.40
153 Rural Mobility Grant Program	7,112,911.50	2,502,763.78	592,402.33	9,023,272.95	9,023,272.95
154 New Motor Vehicle Arbitration	1,229,641.63	52,281.00	60,351.70	1,221,570.93	7,325.50	1,228,896.43
158 Aquatic Land Dredged Material Disposal Site	408,197.32	5.19	(12,964.75)	421,167.26	421,167.26
159 Parks Improvement	702,054.69	45,349.64	29,555.18	717,849.15	15,707.09	733,556.24
15H Cleanup Settlement	57,454,666.45	24,699.35	114,158.68	57,365,207.12	57,365,207.12
15M Biotoxin	288,048.76	253,690.79	91,779.44	449,960.11	298.30	450,258.41
160 Wood Stove Education and Enforcement	667,239.78	19,530.00	20,701.21	666,068.57	884.00	666,952.57
162 Farm Labor Contractor	154,952.23	745.00	155,697.23	155,697.23
167 Natural Resources Conservation Areas Stewardship	524,680.55	10.39	(12,271.76)	536,962.70	536,962.70
16A Judicial Stabilization Trust	2,182,403.92	420,286.32	803,961.43	1,798,728.81	400.00	1,799,128.81
16J SR 520 Corridor	99,456,600.08	(4,399,429.10)	(3,728,551.27)	98,785,722.25	1,351.19	98,787,073.44
16M Appraisal Management Company	495,450.15	17,655.00	7,662.55	505,442.60	505,442.60
16P Marine Resources Stewardship Trust	24,877.42	10.68	24,888.10	24,888.10
16W Hospital Safety Net Assessment	83,565,246.30	18,312,451.52	24,066,112.83	77,811,584.99	77,811,584.99
172 Basic Health Plan Trust	8,781,699.00	8,781,699.00	8,781,699.00

RECEIPTS AND DISBURSEMENTS FOR TREASURY FUNDS

	April 1, 2022	April 2022		April 30, 2022		
	Beginning Book Balance	Plus Receipts	Less Disbursements	Ending Book Balance	Outstanding Warrants	Ending Cash Balance
SPECIAL REVENUE FUNDS (Continued)						
176 Water Quality Permit	\$ 22,407,342.88	\$ 4,975,295.83	\$ 1,937,078.96	\$ 25,445,559.75	\$ 14,588.91	\$ 25,460,148.66
17B Home Visiting Services	8,420,447.32	1,590,014.09	2,147,522.79	7,862,938.62	6,088.85	7,869,027.47
17N Complete Streets Grant Program	5,697,856.00	5,697,856.00	5,697,856.00
17P SR520 Civil Penalties	6,701,127.20	(807.69)	47,611.49	6,652,708.02	6,652,708.02
17T Health Benefit Exchange	18,697,476.17	1,467,194.95	3,222,273.47	16,942,397.65	16,942,397.65
17W Limousine Carriers	76,077.56	76,077.56	76,077.56
182 Underground Storage Tank	2,590,227.02	(6,824.09)	148,253.88	2,435,149.05	1,411.00	2,436,560.05
186 County Arterial Preservation	971,847.72	1,029,267.24	1,100,933.62	900,181.34	900,181.34
18J Capital Vessel Replacement	39,972,463.65	2,554,034.86	40,656.51	42,485,842.00	388.83	42,486,230.83
18L Hydraulic Project Approval	150.00	150.00
199 Biosolids Permit	1,366,943.65	362,769.05	76,552.40	1,653,160.30	1,653,160.30
19A Medicaid Fraud Penalty	6,141,262.03	280,354.56	334,529.13	6,087,087.46	4,592.19	6,091,679.65
19C Forest Practice Application	191,789.82	31.16	81,049.50	110,771.48	100.00	110,871.48
19T DOL Technology Improvement and Data Management	807,253.75	38,663.82	28,994.41	816,923.16	816,923.16
19V Andy Hill Cancer Research Endowment Fund	8,829,460.21	920,366.27	9,749,826.48	9,749,826.48
200 Regional Fisheries Enhancement Salmonid Recovery	(26,129.98)	14,048.14	35,054.56	(47,136.40)	(47,136.40)
201 Department of Licensing Services	3,835,483.02	315,443.63	171,701.29	3,979,225.36	833.98	3,980,059.34
202 Medical Test Site Licensure	695,101.56	64,480.00	84,642.00	674,939.56	674,939.56
204 Volunteer Fire Fighters' and Reserve Officers' Administrative	2,450,713.69	1,067.23	89,966.89	2,361,814.03	421.96	2,362,235.99
207 Hazardous Waste Assistance	3,712,979.76	1,625.00	260,413.13	3,454,191.63	5,792.02	3,459,983.65
20B Brownfield Redevelopment Trust Fund
20H Connecting Washington	323,555,411.47	16,079,848.30	73,814,092.89	265,821,166.88	3,960,114.38	269,781,281.26
20J Electric Vehicle	15,533,271.60	48,393.24	23,313.34	15,558,351.50	75.00	15,558,426.50
20M Puget Sound Taxpayer Accountability	2,180,108.51	1,629,799.06	3,809,907.57	3,809,907.57
20N Transportation Future Funding Program	5,848,635.47	2,511.28	5,851,146.75	5,851,146.75
20R Radioactive Mixed Waste	2,018,524.68	78,662.00	800,687.54	1,296,499.14	5,104.02	1,301,603.16
20T PLIA Underground Storage Tank Revolving	17,658,467.92	765,643.30	50,195.72	18,373,915.50	209.72	18,374,125.22
215 Special Category C	12,568,293.64	(220,264.20)	706,733.68	11,641,295.76	67,471.01	11,708,766.77
216 Air Pollution Control	14,967,945.89	124,388.48	514,646.27	14,577,688.10	2,889.25	14,580,577.35
217 Oil Spill Prevention	8,840,150.68	436,585.65	309,337.68	8,967,398.65	1,289.44	8,968,688.09
218 Multimodal Transportation	294,451,358.28	15,169,294.00	5,643,379.09	303,977,273.19	73,910.92	304,051,184.11
21E Concealed Pistol License Renewal	389,482.53	12,666.36	2,181.31	399,967.58	399,967.58
21H Wastewater Treatment Plant Operator Certification	508,254.65	4,737.50	17,160.68	495,831.47	141.50	495,972.97
21M Distracted Driving Prevention	29,978.29	560.84	30,539.13	30,539.13
21S Aquatic Invasive Species Management	53,002.14	48,484.01	114,385.13	(12,898.98)	2.00	(12,896.98)

RECEIPTS AND DISBURSEMENTS FOR TREASURY FUNDS

	April 1, 2022		April 2022		April 30, 2022		
	Beginning Book Balance		Plus Receipts	Less Disbursements	Ending Book Balance	Outstanding Warrants	Ending Cash Balance
SPECIAL REVENUE FUNDS (Continued)							
21V Construction Registration Inspection	\$ 5,131,498.53	\$	1,210,370.49	\$ 1,098,085.81	\$ 5,243,783.21	\$ 8,895.38	\$ 5,252,678.59
222 Freshwater Aquatic Weeds	1,225,920.32		63,018.00	7,169.18	1,281,769.14	1,281,769.14
223 State Oil Spill Response	4,178,623.87		110,712.22	51,609.79	4,237,726.30	4,237,726.30
22J Abandoned Recreational Vehicle Disposal	2,164,728.74		160,026.03	75,648.62	2,249,106.15	2,775.54	2,251,881.69
22M Energy Efficiency	7,538,094.75	196,791.62	7,341,303.13	7,341,303.13
22R Internet Consumer Access
22U Secure Drug Take-Back Program	778,829.62	25,351.90	753,477.72	753,477.72
22W Public Disclosure Transparency	7,554,413.65		5,509.13	36,422.26	7,523,500.52	250.00	7,523,750.52
234 Public Works Administration	8,667,758.07		583,160.91	394,638.18	8,856,280.80	10,213.30	8,866,494.10
235 Youth Tobacco & Vapor Product Prevention	1,612,695.54		92,154.21	28,874.77	1,675,974.98	2,140.00	1,678,114.98
237 Recreation Access Pass	2,675,054.26		(10,958.78)	490.00	2,663,605.48	430.00	2,664,035.48
23G Vulnerable Roadway User Education	11,062.64		440.85	11,503.49	11,503.49
23N Model Toxics Control Capital	178,431,896.46		6,655,157.16	2,499,677.47	182,587,376.15	238,966.48	182,826,342.63
23P Model Toxics Control Operating	72,485,805.19		10,656,503.06	11,729,091.46	71,413,216.79	402,621.77	71,815,838.56
23R Model Toxics Control Stormwater	60,978,035.04		2,623,766.26	2,551,819.33	61,049,981.97	78,853.81	61,128,835.78
23S Puget Sound Gateway Facility	8,359,381.54		3,589.35	8,362,970.89	8,362,970.89
23T Congestion Relief Traffic Safety	99,512.03		1,215.89	100,727.92	100,727.92
23V Voluntary Cleanup	582,473.49		6,228.21	16,430.00	572,271.70	16,430.00	588,701.70
23W Paint Product Stewardship	6,375.61	6,375.61	6,375.61
24B Foundational Public Health Services	17,430,359.55		920,367.38	18,350,726.93	18,350,726.93
24J Workforce Education Investment	125,129,679.25		31,210,379.95	30,416,541.94	125,923,517.26	37,098.85	125,960,616.11
24K Agency Financial Transaction	7,156,809.84		766,292.20	93,099.08	7,830,002.96	1.92	7,830,004.88
24L Ambulance Transport	5,868,296.68		1,605,486.42	134.76	7,473,648.34	7,473,648.34
24N Fish, Wildlife, and Conservation	7,761,172.49		6,727,002.43	3,348,656.46	11,139,518.46	57,318.65	11,196,837.11
24P Insurance Commissioner's Fraud	932,642.72	146,243.78	786,398.94	110.00	786,508.94
24Q Cooper Jones Active Transportation Safety	855,222.00	855,222.00	855,222.00
24V Telebehavioral Health Access	803,796.11		59,291.06	150,219.13	712,868.04	712,868.04
25M State Health Care Affordability
25N Statewide 988 Behavioral Health Crisis Response & Suicide Prevention Line	11,021,275.21		2,425,602.97	59,804.48	13,387,073.70	13,387,073.70
25Q Clean Fuels Program
25T Refrigerant Emission Management
25U Department of Licensing Wage Lien	52.00		122.00	174.00	174.00
25W Driver Licensing Technology Support	(71,392.00)	9,311.00	(80,703.00)	(80,703.00)
260 University of Washington Operating Fees	123.54	123.54	123.54
262 Manufactured Home Installation Training	663,052.05		26,756.82	20,914.52	668,894.35	668,894.35

RECEIPTS AND DISBURSEMENTS FOR TREASURY FUNDS

	April 2022			April 30, 2022		
	Beginning Book Balance	Plus Receipts	Less Disbursements	Ending Book Balance	Outstanding Warrants	Ending Cash Balance
SPECIAL REVENUE FUNDS (Continued)						
263 Community and Economic Development Fee	\$ 6,695,410.20	\$ 9,200.00	\$ 40,050.53	\$ 6,664,559.67	\$ 335.84	\$ 6,664,895.51
267 Recreation Resources	24,217,732.35	677,549.10	66,007.38	24,829,274.07	45,113.63	24,874,387.70
268 Nonhighway and Off-Road Vehicle Activities (NOVA) Program	10,845,380.15	562,123.05	222,640.62	11,184,862.58	28,615.46	11,213,478.04
269 Parks Renewal and Stewardship	44,774,221.14	6,164,678.16	6,270,538.01	44,668,361.29	416,049.33	45,084,410.62
26A Carbon Emissions Reduction
26B Climate Investment
26C Climate Commitment
26D Natural Climate Solutions
26E Air Quality and Health Disparities Improvement
26M
26N
26P
26Q
26W
271 Washington State University Operating Fees
275 Central Washington University Operating Fees
277 State Agency Parking	346,391.67	4,636.58	92.97	350,935.28	350,935.28
285 Growth Management Planning and Environmental Review	5,387,834.67	284,962.68	24,201.45	5,648,595.90	5,648,595.90
296 Columbia River Basin Water Supply Rev Recovery	6,170,051.05	2,663.92	308,173.71	5,864,541.26	5,864,541.26
315 Dedicated Marijuana Fund	362,851,343.24	42,289,398.48	2,321,495.19	402,819,246.53	19,113.11	402,838,359.64
319 Public Health Supplemental	3,115,145.32	75,427.10	163,829.64	3,026,742.78	3,026,742.78
404 State Treasurer's Service	48,491,996.24	2,455,803.78	878,331.18	50,069,468.84	847.60	50,070,316.44
408 Coastal Protection	1,601,418.63	25,912.77	39,639.62	1,587,691.78	1,587,691.78
441 Local Government Archives	4,180,940.51	396,670.26	367,767.71	4,209,843.06	529.47	4,210,372.53
500 Perpetual Surveillance and Maintenance	48,759,760.05	20,936.44	48,780,696.49	48,780,696.49
507 Oyster Reserve Land	449,678.37	200.76	16,508.06	433,371.07	96.34	433,467.41
511 Tacoma Narrows Toll Bridge	19,925,271.53	(6,843,010.57)	(3,646,826.54)	16,729,087.50	10.00	16,729,097.50
513 Derelict Vessel Removal	775,976.11	129,068.00	199,025.51	706,018.60	1,457.48	707,476.08
532 Washington Housing Trust Fund	56,341,526.25	988,041.52	761,030.32	56,568,537.45	56,568,537.45
535 Alaskan Way Viaduct Replacement Project	18,760,475.47	(129,997.44)	(980,242.72)	19,610,720.75	6,983.94	19,617,704.69
549 Election	4,027,406.43	1,741.96	55,575.70	3,973,572.69	3,973,572.69
550 Transportation 2003	18,167,558.24	(281,200.25)	265,376.49	17,620,981.50	261.92	17,621,243.42
562 Skilled Nursing Facility Safety Net Trust	4,587,892.66	(82,729.16)	308,836.04	4,196,327.46	4,196,327.46
564 Water Pollution Control Revolving Administration	6,365,382.92	130,972.36	152,679.74	6,343,675.54	30.00	6,343,705.54
565 Yakima Integrated Plan Implementation Revenue Recovery

RECEIPTS AND DISBURSEMENTS FOR TREASURY FUNDS

	April 1, 2022		April 2022		April 30, 2022		
	Beginning Book Balance		Plus Receipts	Less Disbursements	Ending Book Balance	Outstanding Warrants	Ending Cash Balance
SPECIAL REVENUE FUNDS (Continued)							
566 Community Forest Trust	\$ 202,685.76	\$ 87.03	\$ (25,506.29)	\$ 228,279.08	\$	\$ 228,279.08	
571 Multiuse Roadway Safety	948,769.91		25,573.55	974,343.46	974,343.46	
595 I-405 and SR-167 Express Toll Lanes	79,040,898.72		(136,549.86)	1,352,720.32	868,307.83	78,419,936.37	
600 Department of Retirement Systems Expense	21,638,893.88		4,191,060.70	3,401,262.96	71,140.05	22,499,831.67	
689 Rural Washington Loan	1,415,806.12		608.54	6,166.56	1,410,248.10	
727 Water Pollution Control Revolving	424,074,981.83		6,138,240.83	26,093,559.67	5,821.56	404,125,484.55	
733 Capitol Campus Reserve	
777 Prostitution Prevention and Intervention	185,101.58		1,634.42	186,736.00	186,736.00	
785 State Educational Trust Fund	3,069,670.65		288,710.49	3,358,381.14	3,358,381.14	
818 Youth Athletic Facility	42,704,205.91		18,336.31	42,722,542.22	42,722,542.22	
825 Tobacco Settlement	
844 Money-Purchase Retirement Savings Administrative	
851 Developmental Disabilities Community Services	56,545,423.92		24,279.44	56,569,703.36	56,569,703.36	
874 OASI Revolving	136,090.63		101,191.61	12,816.33	224,465.91	2.06	
887 Public Facilities Construction Loan Revolving	27,962,360.63		20,560.86	41,878.61	27,941,042.88	76.04	
888 Deferred Compensation Administrative	1,647,926.35		1,864,550.99	1,032,149.79	2,480,327.55	20.12	
893 Radiation Perpetual Maintenance	360,275.14		154.69	360,429.83	360,429.83	
TOTAL SPECIAL REVENUE FUNDS	\$ 5,249,736,571.98	\$ 566,028,063.04	\$ 509,194,421.53	\$ 5,306,570,213.49	\$ 29,981,246.54	\$ 5,336,551,460.03	
DEBT SERVICE FUNDS							
303 Highway Bond Retirement	\$ 182,035,512.60	\$ 75,846,669.92	\$	\$ 257,882,182.52	\$	\$ 257,882,182.52	
304 Ferry Bond Retirement	12,389,468.89		926,187.05	13,315,655.94	13,315,655.94	
305 Transportation Improvement Board Bond Retirement	5,711,473.76		2,839,254.02	8,550,727.78	8,550,727.78	
347 Washington State University Bond Retirement	36,248,012.33		1,148,489.85	(192,741.80)	37,589,243.98	37,589,243.98	
348 University of Washington Bond Retirement	17,993,755.63		(7,888,131.92)	552,319.19	9,553,304.52	9,553,304.52	
380 Debt-Limit General Fund Bond Retirement		8,600,000.00	8,600,000.00	8,600,000.00	
381 Debt-Limit Reimbursable Bond Retirement	
382 Nondebt-Limit General Fund Bond Retirement	
383 Nondebt-Limit Reimbursable Bond Retirement	
384 Nondebt-Limit Proprietary Appropriated Bond Retirement	
385 Nondebt-Limit Proprietary Nonappropriated Bond Retirement	
386 Nondebt-Limit Revenue Bond Retirement	
389 Toll Facility Bond Retirement	25,182,876.12		4,248,839.50	29,431,715.62	29,431,715.62	
TOTAL DEBT SERVICE FUNDS	\$ 279,561,099.33	\$ 85,721,308.42	\$ 359,577.39	\$ 364,922,830.36	\$	\$ 364,922,830.36	

RECEIPTS AND DISBURSEMENTS FOR TREASURY FUNDS

	April 1, 2022		April 2022		April 30, 2022		
	Beginning Book Balance		Plus Receipts	Less Disbursements	Ending Book Balance	Outstanding Warrants	Ending Cash Balance
CAPITAL PROJECTS FUNDS							
01L Higher Education Construction	\$	\$ 194.00	\$	\$ 194.00	\$	\$ 194.00	
036 Capitol Building Construction	1,845,387.79		1,369.97	(785,771.46)	2,632,529.22		2,632,529.22
056 State Higher Education Construction	2,481.27		1.07	2,482.34		2,482.34
057 State Building Construction	606,424,304.76		(3,037,498.29)	137,621,116.22	465,765,690.25	879,551.20	466,645,241.45
060 Community and Technical College Capital Projects	20,081,560.03		4,866,747.52	1,407,416.89	23,540,890.66		23,540,890.66
061 Eastern Washington University Capital Projects	6,561,239.09		658,998.20	337,953.56	6,882,283.73		6,882,283.73
062 Washington State University Building	29,060,935.51		12,739.29	297,000.00	28,776,674.80		28,776,674.80
063 Central Washington University Capital Projects	6,571,134.52		154,680.53	153,511.98	6,572,303.07		6,572,303.07
064 University of Washington Building	4,171,345.52		8,026,583.99	5,092,032.63	7,105,896.88		7,105,896.88
065 Western Washington University Capital Projects	7,948,416.56		1,503,654.14	653,120.18	8,798,950.52		8,798,950.52
066 The Evergreen State College Capital Projects	2,985,795.48		153,489.96	3,162.84	3,136,122.60		3,136,122.60
075 State Social and Health Services Construction	9,396.39		9,396.39		9,396.39
18B Columbia River Basin Tax Bond Water Supply Development	1,257,019.52		539.74	1,257,559.26		1,257,559.26
245 Public Safety Reimbursable Bond	4.12		4.12		4.12
246 Community and Technical College Forest Reserve	5,157,986.07		5,157,986.07		5,157,986.07
289 Thurston County Capital Facilities	15,613,242.74		351,007.17	227,994.74	15,736,255.17	12,199.06	15,748,454.23
357 Gardner-Evans Higher Education Construction	45,698.05		45,698.05		45,698.05
364 Military Department Capital	1,262,016.21		899,100.06	2,161,116.27		2,161,116.27
367 Chehalis Basin Taxable
373 Coronavirus Capital Projects	(3,562.90)		7,122.23	(10,685.13)		(10,685.13)
TOTAL CAPITAL PROJECTS FUNDS	\$ 708,994,400.73	\$ 13,591,607.35	\$ 145,014,659.81	\$ 577,571,348.27	\$ 891,750.26	\$ 578,463,098.53	
PERMANENT FUNDS							
04B Natural Resources Real Property Replacement	\$ 7,012,885.22	\$ 3,006.34	\$	\$ 7,015,891.56	\$	\$ 7,015,891.56	
601 Agricultural Permanent	372,700.79		276,438.78	96,262.01		96,262.01	
603 Millersylvania Park Trust	5,779.66	2.48	5,782.14		5,782.14	
604 Normal School Permanent	343,334.45		257,363.52	85,970.93		85,970.93	
605 Permanent Common School	53,929.21		(11,182.53)	65,111.74		65,111.74	
606 Scientific Permanent	139,740.00	(40,682.17)	(208,845.71)	307,903.54		307,903.54	
607 State University Permanent	151,476.41		655.01	150,821.40		150,821.40	
TOTAL PERMANENT FUNDS	\$ 8,079,845.74	\$ (37,673.35)	\$ 314,429.07	\$ 7,727,743.32	\$	\$ 7,727,743.32	
ENTERPRISE FUNDS							
12V PEBB Medical Benefits Admin	\$	\$	\$	\$	\$	\$	
401 Correctional Industries	7,385,698.19	7,463,229.63	9,561,024.39	5,287,903.43	407,513.04	5,695,416.47	
407 Secretary of State's Revolving	10,060,051.35	892,020.12	702,856.15	10,249,215.32	105,652.79	10,354,868.11	

RECEIPTS AND DISBURSEMENTS FOR TREASURY FUNDS

	April 1, 2022	April 2022		April 30, 2022		
	Beginning Book Balance	Plus Receipts	Less Disbursements	Ending Book Balance	Outstanding Warrants	Ending Cash Balance
ENTERPRISE FUNDS (Continued)						
418 State Health Care Authority Administrative	\$ 2,028,033.36	\$ 1,544,049.00	\$ 1,518,178.67	\$ 2,053,903.69	\$ 97.77	\$ 2,054,001.46
492 School Employees' Insurance Administrative	2,728,608.70	1,307,059.42	1,421,549.28	117.11	1,421,666.39
578 Lottery Administrative	1,593,531.59	1,304,164.20	1,200,222.01	1,697,473.78	587.05	1,698,060.83
608 Accident	1,317,519.96	307,332,771.36	301,231,200.92	7,419,090.40	190,513,552.83	197,932,643.23
609 Medical Aid	7,696,998.08	123,273,736.02	133,125,654.09	(2,154,919.99)	3,734,318.54	1,579,398.55
610 Accident Reserve	553,406.04	58,049,175.83	58,544,281.89	58,299.98	2,104,393.53	2,162,693.51
881 Supplemental Pension	652,226.36	119,311,645.52	117,255,564.49	2,708,307.39	1,905,708.63	4,614,016.02
883 Second Injury	98,979,970.50	567,673.44	266,982.20	99,280,661.74	37,907.55	99,318,569.29
TOTAL ENTERPRISE FUNDS	\$ 132,996,044.13	\$ 619,738,465.12	\$ 624,713,024.23	\$ 128,021,485.02	\$ 198,809,848.84	\$ 326,831,333.86
INTERNAL SERVICE FUNDS						
006 Public Records Efficiency, Preservation & Access	\$ 2,077,027.90	\$ 1,223,439.50	\$ 392,374.01	\$ 2,908,093.39	\$ 1,150.98	\$ 2,909,244.37
405 Legal Services Revolving	18,976,385.45	15,216,813.26	13,669,229.41	20,523,969.30	229,083.92	20,753,053.22
410 Transportation Equipment	30,277,245.11	946,213.72	391,723.94	30,831,734.89	179,287.36	31,011,022.25
415 Personnel Service	17,057,151.41	314,239.14	671,791.72	16,699,598.83	31.93	16,699,630.76
455 Higher Education Personnel Service	1,198,997.56	9,587.08	53,238.65	1,155,345.99	10.26	1,155,356.25
468 OFM Central Service	3,862,830.70	2,046,127.95	898,635.25	5,010,323.40	5,010,323.40
483 Auditing Services Revolving	(344,910.19)	1,239,663.61	725,205.17	169,548.25	107.62	169,655.87
484 Administrative Hearings Revolving	11,113,617.63	3,953,972.07	2,727,573.58	12,340,016.12	10,698.90	12,350,715.02
TOTAL INTERNAL SERVICE FUNDS	\$ 84,218,345.57	\$ 24,950,056.33	\$ 19,529,771.73	\$ 89,638,630.17	\$ 420,370.97	\$ 90,059,001.14
PENSION TRUST FUNDS						
614 Volunteer Firefighters' Relief and Pension Principal	\$ 7,040,954.24	\$ 37,160.50	\$ 1,168,395.42	\$ 5,909,719.32	\$ 202,008.71	\$ 6,111,728.03
615 State Patrol - Plan1	1,037,696.94	7,519,493.36	7,534,365.90	1,022,824.40	15,934.51	1,038,758.91
616 Judges' Retirement	1,325,911.51	75,577.09	20,520.13	1,380,968.47	1,380,968.47
630 State Patrol - Plan 2	446,224.20	1,689,317.20	1,722,801.69	412,739.71	412,739.71
631 Public Employees' Retirement System Plan 1	8,730,155.47	148,885,348.02	147,874,216.65	9,741,286.84	192,499.97	9,933,786.81
632 Teachers' Retirement System Plan 1	6,509,172.57	113,874,496.43	113,336,877.16	7,046,791.84	147,607.03	7,194,398.87
633 School Employees' Retirement System Combined Plan 2 & 3	6,215,643.77	69,303,635.05	68,700,064.71	6,819,214.11	215,212.65	7,034,426.76
635 Public Safety Employees Retirement System Plan 2	302,388.16	10,016,365.91	9,595,259.31	723,494.76	47,917.95	771,412.71
641 Public Employees' Retirement System Combined Plan 2 & 3	15,780,804.83	347,572,747.63	337,294,463.46	26,059,089.00	1,214,938.82	27,274,027.82
642 Teachers' Retirement System Combined Plan 2 and 3	20,151,366.74	203,717,274.55	203,598,427.92	20,270,213.37	142,565.57	20,412,778.94
661 Higher Ed Retirement Plan Supplemental Benefit-UW	8.38	613,879.36	613,887.74
662 Higher Ed Retirement Plan Supplemental Benefit -WSU	85,971.65	85,971.65
663 Higher Ed Retirement Plan Supplemental Benefit-EWU	7,035.54	14,262.32	14,181.80	7,116.06	7,116.06
664 Higher Ed Retirement Plan Supplemental Benefit-CWU	25,083.54	25,083.54

RECEIPTS AND DISBURSEMENTS FOR TREASURY FUNDS

	April 1, 2022	April 2022		April 30, 2022		
	Beginning Book Balance	Plus Receipts	Less Disbursements	Ending Book Balance	Outstanding Warrants	Ending Cash Balance
PENSION TRUST FUNDS (Continued)						
665 Higher Ed Retirement Plan Supplemental Benefit-TESC	\$	\$ 4,057.07	\$ 4,057.07	\$	\$	\$
667 Higher Ed Retirement Plan Supplemental Benefit-WWU	21,449.22	21,449.22
668 Higher Ed Retirement Plan Supplemental Benefit -SBCTC	19.57	73,757.29	73,776.86
722 Deferred Compensation Principal	5,072,159.39	63,112,624.51	63,144,016.02	5,040,767.88	1,219.53	5,041,987.41
729 Judicial Retirement Principal	10,201.61	65,693.40	65,688.20	10,206.81	10,206.81
819 LEOFF Plan 1 Retirement	2,748,527.21	31,345,860.69	31,555,192.19	2,539,195.71	57,597.92	2,596,793.63
829 LEOFF Plan 2 Retirement	6,000,720.02	78,393,042.15	77,463,212.61	6,930,549.56	254,119.79	7,184,669.35
882 Washington Judicial Retirement System	8,715,089.42	1,778,938.25	573,224.44	9,920,803.23	9,920,803.23
TOTAL PENSION TRUST FUNDS	\$ 90,094,079.57	\$ 1,078,226,035.19	\$ 1,064,485,133.69	\$ 103,834,981.07	\$ 2,491,622.45	\$ 106,326,603.52
CUSTODIAL FUNDS						
01P Suspense	\$ 44,753,307.78	\$ 2,740,376,855.83	\$ 2,701,039,673.61	\$ 84,090,490.00	\$ 90,287.07	\$ 84,180,777.07
01R Undistributed Receipts	1,875,617.54	1,875,617.54	1,875,617.54
01T Local Leasehold Excise Tax	114,684.92	(3,103,863.20)	3,218,548.12	3,218,548.12
034 Local Sales and Use Tax
035 State Payroll Revolving	33,580,201.13	559,341,132.95	568,209,576.24	24,711,757.84	1,619,571.46	26,331,329.30
768 Local Real Estate Excise Tax
795 State Investment Board Commingled Monthly Bond
865 State Investment Board Commingled Trust	32,633.03	32,633.03
877 OASI Contribution
TOTAL CUSTODIAL FUNDS	\$ 80,323,811.37	\$ 3,299,750,621.81	\$ 3,266,178,019.68	\$ 113,896,413.50	\$ 1,709,858.53	\$ 115,606,272.03
TOTAL TREASURY FUNDS	\$ 12,140,005,399.40	\$ 10,724,475,993.64	\$ 10,585,981,438.10	\$ 12,278,499,954.94	\$ 288,935,174.63	\$ 12,567,435,129.57

RECEIPTS AND DISBURSEMENTS FOR TREASURER'S TRUST FUNDS

	April 1, 2022		April 2022		April 30, 2022	
	Beginning Book Balance	Plus Receipts	Less Disbursements	Ending Book Balance	Outstanding Warrants	Ending Cash Balance
GENERAL FUND						
06N Local Tax Administration	\$	\$	\$	\$	\$	\$
07F Commercial Fisheries Buyback
08B Foster Care Endowed Scholarship Trust	16,461.52	7.06	16,468.58	16,468.58
08E Individual Development Account Program	2,059.70	0.88	2,060.58	2,060.58
08N State Financial Aid	122,299,368.22	27,535,156.36	52,450,087.27	97,384,437.31	12,770.67	97,397,207.98
08T Transportation Innovative Partnership
10V Invasive Species Council
11M Poet Laureate	115.55	115.55	115.55
11R Hospital Infection Control Grant
12L Outdoor Education and Recreation Prog	2,327,469.70	388,003.37	1,939,466.33	1,939,466.33
12P Geoduck Aquaculture Research	(0.01)	(0.01)	(0.01)
131 Fair	553,159.94	1,609.14	6,709.87	548,059.21	27,651.14	575,710.35
14N Legislative Oral History	24,900.20	24,900.20	24,900.20
14P Skeletal Human Remains Assistance	252,231.79	252,231.79	252,231.79
15B Food Animal Vet Scholarship
15N Business Assistance
16F Washington State Flag
16K Mortgage Recovery
16R Multiagency Permitting Team	98,279.58	42.20	98,321.78	98,321.78
17R Aerospace Training Student Loan	256,472.00	3,608.74	2,737.33	257,343.41	257,343.41
18C Native Education Public-Private Partnership
18F High School Completion
18G Opportunity Scholarship Match Transfer
18K 24/7 Sobriety	29,507.21	496.53	30,003.74	30,003.74
18V Science, Technology, Engineering and Math Education Lighthouse
19J Universal Communications Services	169,600.16	4,348.17	165,251.99	165,251.99
20L Early Start	482,851.30	482,851.30	482,851.30
21J Gina Grant Bull Memorial Legislative Page Scholarship	53,629.85	23.03	53,652.88	53,652.88
21K Skilled Worker Awareness Grant Program
21L Low-Income Home Rehab Revolving Loan Program	201,497.19	186.50	201,683.69	201,683.69
21T Suicide-Safer Homes Project	25,000.01	25,000.01	25,000.01
22A State Agency Office Relocation Pool	4,177,819.40	(116,366.80)	4,294,186.20	4,294,186.20
22B Highway Worker Memorial Scholarship
22S Landlord Mitigation Program	1,082,631.44	561,212.57	762,734.34	881,109.67	439,718.90	1,320,828.57

RECEIPTS AND DISBURSEMENTS FOR TREASURER'S TRUST FUNDS

	April 1, 2022		April 2022		April 30, 2022		
	Beginning Book Balance		Plus Receipts	Less Disbursements	Ending Book Balance	Outstanding Warrants	Ending Cash Balance
GENERAL FUND (Continued)							
22V Medical Student Loan	\$ 995,479.24	\$	\$	\$	\$ 995,479.24	\$	\$ 995,479.24
23B Rural Jobs Program Match Transfer
23E Washington History Day	92,754.46	5,739.83	98,494.29	98,494.29
23F Open Educational Resources
23L Indian Health Improvement Reinvestment	13,399,999.61	5,756.37	38,539.45	13,367,216.53	13,367,216.53
24A Behavioral Health Loan Repayment Program	2,423,001.53	130,134.34	2,292,867.19	17,082.21	2,309,949.40
24F Veterans Service Officer
24W Undocumented Student Support Loan Match
25B Unemployment Insurance Relief	30,284.75	10.15	30,274.60	30,274.60
25E Rosa Franklin Legislative Internship Program Scholarship	1,152.56	0.49	1,153.05	1,153.05
25J Department of Transportation Purple Heart State
25K Department of Veterans' Affairs Purple Heart State
25L Military Department Purple Heart State	1,100.00	2,500.00	3,600.00	3,600.00
26F Billy Frank Jr. National Statuary Hall Collection	70,332.08	70,332.08	70,332.08
26T
27E
27H
27M
290 Savings Incentive	2,253,520.77	2,253,520.77	2,253,520.77
447 Information Technology Investment Revolving	20,910,564.60	1,641,577.33	19,268,987.27	1,264.42	19,270,251.69
490 Regional Transportation Investment District
514 Agricultural Conservation Easements
534 Washington Graduate Fellowship Trust	489.80	489.80	489.80
551 Washington Youth and Families	124,634.31	124,634.31	124,634.31
552 Conservation Assistance Revolving	461,677.25	461,677.25	461,677.25
653 Washington Distinguished Professorship Trust
703 COVID-19 Unemployment
704 COVID-19 Public Health Response	525,069,798.84	29,850,191.29	30,235,506.11	524,684,484.02	502,587.36	525,187,071.38
743 College Faculty Awards Trust	186.14	186.14	186.14
747 Health Professional Loan Repayment & Scholarship Program	11,616,525.36	1,334,101.32	1,022,304.83	11,928,321.85	34,077.67	11,962,399.52
748 Higher Education Coord. Board for Innovation and Quality
781 Cross-State Trail	473.10	473.10	473.10
793 Health Insurance Pool
817 Stadium and Exhibition Center Construction

RECEIPTS AND DISBURSEMENTS FOR TREASURER'S TRUST FUNDS

	April 1, 2022	April 2022		April 30, 2022		
	Beginning Book Balance	Plus Receipts	Less Disbursements	Ending Book Balance	Outstanding Warrants	Ending Cash Balance
GENERAL FUND (Continued)						
835 Four Year Student Child Care in Higher Education	\$ 54,133.79	\$	\$ 13,229.61	\$ 40,904.18	\$	\$ 40,904.18
TOTAL GENERAL FUND	\$ 709,559,162.94	\$ 59,300,632.31	\$ 86,579,555.37	\$ 682,280,239.88	\$ 1,035,152.37	\$ 683,315,392.25
SPECIAL REVENUE FUNDS						
01F Crime Victims' Compensation	\$ 1,981,070.00	\$ 68,379.69	\$	\$ 2,049,449.69	\$	\$ 2,049,449.69
03K Industrial Insurance Premium Refund	7,455,344.42	18,025.41	69,099.21	7,404,270.62	2,152.55	7,406,423.17
04F Real Estate Education Program	701,889.40	367.19	101.12	702,155.47	702,155.47
06H Oral History, State Library, and Archives	57,568.64	507.00	31,833.31	26,242.33	26,242.33
06J Securities Prosecution	740,088.24	150.63	739,937.61	89.29	740,026.90
07A Mortgage Lending Fraud Prosecution	437,986.94	32,954.60	73,414.00	397,527.54	73,414.00	470,941.54
07B Organ and Tissue Donation Awareness	58,760.69	57,540.02	59,738.94	56,561.77	56,561.77
07E Contract Harvesting Revolving	5,632,329.55	1,855.38	304,260.06	5,329,924.87	58,458.22	5,388,383.09
07J "Helping Kids Speak"	3,273.67	1,708.00	2,095.33	2,886.34	2,886.34
07K Special License Plate Applicant Trust	12,206.00	12,206.00	12,206.00
07L Legislative International Trade	77.33	77.33	77.33
07N Produce Railcar Pool	50.89	0.02	50.91	50.91
07T Commemorative Works	3,481.95	1.50	3,483.45	3,483.45
07V Fish and Wildlife Enforcement Reward	135,567.51	17,847.45	10,689.24	142,725.72	142,725.72
08C Gonzaga University Alumni Association	6,417.70	4,410.01	4,221.00	6,606.71	6,606.71
08F Lighthouse Environmental Programs	13,617.32	6,701.35	8,250.68	12,067.99	12,067.99
08G Flexible Spending Administrative	2,503,590.97	75,741.43	2,427,849.54	2,427,849.54
08J Prescription Drug Consortium
08L "Ski & Ride Washington"	2,979.90	2,608.68	2,326.34	3,262.24	3,262.24
08P State Parks Education and Enhancement	284,081.07	14,065.35	22,176.29	275,970.13	1,250.00	277,220.13
08V Veterans Stewardship	849,518.94	60,714.92	49,136.98	861,096.88	82.78	861,179.66
08W "Washington's National Park Fund"	31,021.57	23,039.35	25,767.00	28,293.92	28,293.92
098 Eastern Washington Pheasant Enhancement	398,810.41	62,804.16	6,600.00	455,014.57	455,014.57
09A We Love Our Pets	13,894.90	4,386.66	6,162.33	12,119.23	12,119.23
09B Boating Safety Education Certification	787,845.55	10,375.00	8,315.75	789,904.80	320.00	790,224.80
09J Washington Coastal Crab Pot Buoy Tag	177,808.96	12,325.00	4,364.30	185,769.66	185,769.66
09K Life Sciences Discovery	1,611,841.70	692.09	1,612,533.79	1,612,533.79
09L Nursing Resource Center	398,534.27	62,384.00	461.90	460,456.37	20.00	460,476.37
10F "Share the Road"	17,996.03	5,649.01	7,065.32	16,579.72	16,579.72
11A Employment Training Finance	409,692.54	18,885.69	31,040.00	397,538.23	397,538.23
11J Electronic Products Recycling	1,002,169.38	7,444.03	16,448.12	993,165.29	993,165.29
11P Large On-Site Sewage Systems

RECEIPTS AND DISBURSEMENTS FOR TREASURER'S TRUST FUNDS

	April 1, 2022		April 2022		April 30, 2022		
	Beginning Book Balance		Plus Receipts	Less Disbursements	Ending Book Balance	Outstanding Warrants	Ending Cash Balance
SPECIAL REVENUE FUNDS (Continued)							
11V Veteran Estate Management	\$ 16,334.46	\$	\$ 30,713.35	\$ 31,017.22	\$ 16,030.59	\$ 339.56	\$ 16,370.15
126 Agricultural Local	27,307,182.53		2,356,196.51	1,678,611.98	27,984,767.06	72,588.58	28,057,355.64
128 Grain Inspection Revolving	906,930.19		449,354.63	1,081,658.27	274,626.55	2,648.36	277,274.91
12E Assisted Living Facility Management	540,167.12			(5,807.40)	545,974.52		545,974.52
12F Manufactured/Mobile Home Dispute Resol	2,478,725.84		31,602.00	50,391.74	2,459,936.10		2,459,936.10
12G Rockfish Research	450,159.11		37,784.72	10,116.30	477,827.53	70.00	477,897.53
12H Uniformed Service Shared Leave Pool	881,405.20		642.07	9,477.30	872,569.97		872,569.97
12N Get Ready For Math & Science Schlarshp	252,407.99		1,087.85		253,495.84		253,495.84
133 Children's Trust	518,010.69		2,801.69	(742.97)	521,555.35	25.00	521,580.35
14E Washington State Library Operations	8,308,840.66		504,916.18	517,704.62	8,296,052.22	7,267.90	8,303,320.12
14W Reduced Cigarette Ignition Propensity	788,548.11		342.56	3,918.76	784,971.91	12,499.98	797,471.89
15A Transitional Housing Oper & Rent	0.41				0.41		0.41
15T Broadband Mapping							
15V Funeral and Cemetery	482,589.83		81,999.20	49,444.41	515,144.62	185.00	515,329.62
15W Guaranteed Asset Protection Waiver	19,750.00				19,750.00		19,750.00
163 Worker and Community Right to Know	3,352,172.54		17,638.64	170,347.77	3,199,463.41	103.09	3,199,566.50
169 Horse Racing Commission Operating	1,212,918.19		173,323.52	168,743.07	1,217,498.64	583.18	1,218,081.82
16B Landscape Architects' License	268,164.87		15,255.00	12,653.87	270,766.00		270,766.00
16E Spec Forest Products Outreach/Education	74,528.44		10.44		74,538.88		74,538.88
16G Universal Vaccine Purchase	11,894,492.11		5,891,576.30	6,358,220.06	11,427,848.35		11,427,848.35
16L Accessible Communities	790,245.46		12,692.89	1,676.19	801,262.16	209.80	801,471.96
16N Disabled Veterans Assistance							
16T Product Stewardship Programs	335,418.09			11,760.08	323,658.01	10,118.06	333,776.07
17L Foreclosure Fairness	1,148,515.60		38,200.00	200,138.98	986,576.62	1,300.00	987,876.62
17M Individual-Based/Portable Background Check Clearance	1,051,873.04		33,861.36	4,057.18	1,081,677.22	1,475.74	1,083,152.96
17V Volunteer Firefighters	6,584.68		3,598.01	3,369.35	6,813.34		6,813.34
180 Local Government Administrative Hearings	240,627.79		4,745.70	5,694.00	239,679.49		239,679.49
189 Clarke-McNary							
18A Investing In Innovation							
18E Educator Certification Processing	2,300,041.54		292,448.00	157,030.74	2,435,458.80	738.94	2,436,197.74
18M Music Matters Awareness	7,333.65		5,457.68	5,289.66	7,501.67		7,501.67
18N Damage Prevention	221,583.86		18,500.00	675.00	239,408.86		239,408.86
18R Seattle Sounders FC	9,616.61		4,711.00	7,109.67	7,217.94		7,217.94
190 Forest Fire Protection Assessment	8,231,927.73		488.14	1,434,548.17	6,797,867.70	10,631.90	6,808,499.60
193 State Forest Nursery Revolving	558,578.26		155.79	151,517.38	407,216.67	1,656.27	408,872.94

RECEIPTS AND DISBURSEMENTS FOR TREASURER'S TRUST FUNDS

	April 1, 2022		April 2022		April 30, 2022	
	Beginning Book Balance	Plus Receipts	Less Disbursements	Ending Book Balance	Outstanding Warrants	Ending Cash Balance
SPECIAL REVENUE FUNDS (Continued)						
195 Energy	\$ 0.21	\$	\$	\$ 0.21	\$	\$ 0.21
197 Statute Law Committee Publications	870,055.51	1,775.36	5,341.68	866,489.19	16.69	866,505.88
198 Access Road Revolving	9,030,254.43	906.17	1,602,647.77	7,428,512.83	28,146.73	7,456,659.56
19B School for the Blind	3,680,283.47	158,365.19	195,069.59	3,643,579.07	511.90	3,644,090.97
19E 4-H Program	532.00	473.67	532.00	473.67	473.67
19F Seattle Seahawks	77,445.14	30,048.71	26,687.78	80,806.07	80,806.07
19H Center for Deaf/Hard of Hearing Youth	2,499,083.57	65,611.41	(10,376.75)	2,575,071.73	2,575,071.73
19M Seattle University	15,278.52	623.00	672.00	15,229.52	15,229.52
19P Child Rescue	59,566.91	5,066.31	64,633.22	64,633.22
19R Residential Services and Support	112,575.14	112,575.14	112,575.14
19W Wolf-Livestock Conflict	255,430.05	1,300.00	254,130.05	254,130.05
205 Mobile Home Park Relocation	3,801,333.28	127,692.15	66,988.67	3,862,036.76	8,000.00	3,870,036.76
206 Cost of Supervision	1,201,020.83	100,196.36	25,406.25	1,275,810.94	531.00	1,276,341.94
209 Regional Fisheries Enhancement Group	1,426,914.10	105,286.44	44,107.05	1,488,093.49	100.47	1,488,193.96
20A State Flower	2,986.67	2,655.33	2,419.67	3,222.33	3,222.33
20D CPA Scholarship Transfer	150,000.00	150,000.00	150,000.00
20E WA Internet Crimes Against Children	1,145,714.96	19,546.15	1,126,168.81	1,126,168.81
20G Washington Farmers and Ranchers	651.01	385.00	478.34	557.67	557.67
20K Licensing & Enforcement System Modernization
20P Nursing Facility Quality Enhancement	4,482,647.23	(18,239.80)	4,500,887.03	4,500,887.03
20W Washington Tennis	10,967.77	224.00	11,191.77	11,191.77
210 Fire Protection Contractor License	914,260.06	18,655.87	41,340.78	891,575.15	891,575.15
213 Veterans' Emblem	22,563.44	203.00	22,766.44	22,766.44
214 Temporary Worker Housing	221,320.27	4,074.00	547.66	224,846.61	224,846.61
219 Air Operating Permit	4,011,913.65	66,400.82	3,945,512.83	699.19	3,946,212.02
21A Washington State Wrestling	609.00	732.67	553.00	788.67	788.67
21C Washington Sexual Assault Kit	561,575.43	244.57	561,820.00	561,820.00
21F Fred Hutch	448.00	536.67	448.00	536.67	536.67
21G Washington State Aviation	141,366.04	2,723.00	144,089.04	144,089.04
21N NE WA Wolf-Livestock Management	283,822.25	139.31	10,430.09	273,531.47	273,531.47
21Q Forest Health Revolving	31,817,816.78	14,897.27	1,417,454.67	30,415,259.38	580.00	30,415,839.38
21U Veteran's In-State Service Shared Leave Pool	208,850.18	11,768.76	220,618.94	220,618.94
21W K-12 Criminal Background Check	370,490.54	193,432.50	189,360.31	374,562.73	86.20	374,648.93
225 Fingerprint Identification	3,286,821.42	1,147,501.61	940,263.51	3,494,059.52	1,650.55	3,495,710.07
22G Photovoltaic Module Recycling	360.76	360.76	360.76

RECEIPTS AND DISBURSEMENTS FOR TREASURER'S TRUST FUNDS

	April 1, 2022	April 2022		April 30, 2022		
	Beginning Book Balance	Plus Receipts	Less Disbursements	Ending Book Balance	Outstanding Warrants	Ending Cash Balance
SPECIAL REVENUE FUNDS (Continued)						
22H Foster Parent Shared Leave Pool	\$ 202,272.76	\$ 365.97	\$ (6,918.39)	\$ 209,557.12	\$	\$ 209,557.12
22K Watershed Restoration Enhancement	383,600.00	383,600.00	383,600.00
22L Public Use General Aviation Airport Loan Revolving	7,730,878.18	3,321.11	12,611.69	7,721,587.60	7,721,587.60
22N Fish and Wildlife Federal Lands Revolving
22P Natural Resources Federal Lands Revolving	8,112,268.00	3,753.45	64,936.08	8,051,085.37	8,051,085.37
22Q Seattle Mariners	6,955.01	2,216.67	9,171.68	9,171.68
23A Student Loan Advocate	278,069.09	18,702.49	259,366.60	259,366.60
23C Department of Licensing Tuition Recovery	78,550.92	33.73	300.00	78,284.65	300.00	78,584.65
23D Student Achievement Council Tuition Recovery Trust	184,853.03	79.38	184,932.41	184,932.41
23K Smoke Detection Device Awareness	36,533.32	36,533.32	36,533.32
23M County Road Administration Board Emergency Loan	2,207,426.98	889.60	2,208,316.58	2,208,316.58
24C San Juan Islands Programs	3,390.35	3,409.00	3,418.35	3,381.00	3,381.00
24D Seattle Storm	2,090.67	107.33	2,198.00	2,198.00
24E Washington State Library-Archives Building	14,032,656.66	363,680.33	14,396,336.99	14,396,336.99
24G Hemp Regulatory	301,927.42	35,528.75	11,933.88	325,522.29	53.19	325,575.48
24R Energy Independence Act Special
24S Seattle NHL Hockey	5,294.92	4,083.34	2,919.00	6,459.26	5,010.25	11,469.51
24T State Firearms Background Check System	7,726,651.20	159,034.05	7,567,617.15	7,567,617.15
259 Coastal Crab	118,801.65	500.00	2,039.84	117,261.81	120.00	117,381.81
25A Washington Apples	2,328.67	3,187.33	2,300.67	3,215.33	4,818.34	8,033.67
25R Recycled Content
25S Recycling Enhancing
25V Washington State Attorney General Charitable Asset Protection	95,182.76	68,404.50	24,106.19	139,481.07	139,481.07
26G
26J
26S
274 Adult Family Home	600,325.76	5,145.71	595,180.05	10,688.87	605,868.92
27D
281 Impaired Driving Safety	(495,703.08)	110,937.45	531,470.20	(916,235.83)	95.20	(916,140.63)
283 Juvenile Accountability Incentive	312,975.81	134.39	313,110.20	313,110.20
297 Pipeline Safety	2,918,806.77	2,866.52	203,374.05	2,718,299.24	1,336.25	2,719,635.49
298 Geologists'	196,619.71	25,342.58	24,857.12	197,105.17	197,105.17
300 Financial Services Regulation	52,416,486.94	1,277,794.56	2,499,576.73	51,194,704.77	11,632.77	51,206,337.54
320 Puget Sound Crab Pot Buoy Tag	7,732.10	500.00	7,232.10	7,232.10
328 Crim Justice Training Commis Firing Range Maintenance	174,461.00	174,461.00	174,461.00

RECEIPTS AND DISBURSEMENTS FOR TREASURER'S TRUST FUNDS

	April 1, 2022		April 2022		April 30, 2022		
	Beginning Book Balance		Plus Receipts	Less Disbursements	Ending Book Balance	Outstanding Warrants	Ending Cash Balance
SPECIAL REVENUE FUNDS (Continued)							
416 Surplus and Donated Food Commodities Revolving	\$ 3,519,515.15	\$	\$ 351,901.89	\$ 98,298.04	\$ 3,773,119.00	\$	\$ 3,773,119.00
424 Anti-Trust Revolving	1,665,149.09		2,912.39	408,049.69	1,260,011.79	427.13	1,260,438.92
474 School Employees Flexible & Dependent Care Administration	19,785.89		32,242.00	33,039.43	18,988.46	18,988.46
480 Financial Education Public-Private Partnership	116,539.64	116,539.64	116,539.64
485 Horse Racing Owners' Bonus/Breeder Awards	104,945.51		14,677.33	119,622.84	1,817.89	121,440.73
495 Toll Collection	29,119,856.63		13,339,675.80	13,313,401.72	29,146,130.71	31,715.86	29,177,846.57
496 Educator Conditional Scholarship	3,420,656.28		31,906.08	67,579.96	3,384,982.40	3,000.00	3,387,982.40
497 Horse Racing Commission Class C Purse Fund	157,955.06		4,338.53	162,293.59	162,293.59
498 Washington State Council of Fire Fighters Benevolent	17,806.39		10,901.37	11,440.36	17,267.40	17,267.40
499 Law Enforcement Memorial	55,618.06		26,667.72	30,165.34	52,120.44	14.00	52,134.44
501 Liquor Revolving	7,530,158.74		32,566,222.36	3,520,096.74	36,576,284.36	149,982.96	36,726,267.32
503 Tuition Recovery	4,218,918.04		36,528.87	1,285.31	4,254,161.60	608.00	4,254,769.60
515 DNA Data Base	674,482.17		38,076.63	16,756.62	695,802.18	1,084.04	696,886.22
516 Fruit and Vegetable Inspection	9,215,970.06		922,914.90	1,280,138.92	8,858,746.04	15,310.74	8,874,056.78
536 Federal Food Service Revolving	2,462,845.35		4,036,220.05	4,007,604.43	2,491,460.97	165,824.34	2,657,285.31
553 Performance Audits of Government	13,064,292.17		2,068,560.81	1,852,812.61	13,280,040.37	364.73	13,280,405.10
561 Community Technical College Innovation	13,312,653.32		1,290,564.34	393,258.46	14,209,959.20	14,209,959.20
687 Rural Rehabilitation	54,680.33		23.48	54,703.81	54,703.81
688 Federal Local Rail Service Assistance	82,778.09		39.68	82,817.77	82,817.77
731 Child Care Facility Revolving	74,739.51		32.09	74,771.60	74,771.60
732 Nursing Home Civil Penalties	1,978,629.24	(29,592.48)	2,008,221.72	2,008,221.72
746 Hanford Area Economic Investment	26,118.45		6,844.50	32,962.95	32,962.95
749 Governor's Interagency Committee of State Employed Women	125,210.47	1,528.00	123,682.47	123,682.47
761 Basic Health Plan Subscription	250,744.09	250,744.09	250,744.09
763 Center for the Improvement of Student Learning	35,600.68	35,600.68	35,600.68
773 Commission on Higher Ed Prof Student Ex Program	51,200.00	51,200.00	51,200.00
774 University of Washington License Plate	81,225.70		25,225.70	28.00	106,423.40	106,423.40
776 Washington State University License Plate	106,771.10		57,253.05	106,771.10	57,253.05	57,253.05
778 Western Washington University License Plate	7,303.29		1,376.67	8,679.96	8,679.96
779 Eastern Washington University License Plate	139,756.14		4,594.34	144,350.48	144,350.48
780 School Zone Safety Account	1,382,657.80		10,364.87	60,240.65	1,332,782.02	1,332,782.02
783 Central Washington University License Plate	15,852.67		1,526.00	17,378.67	17,378.67
784 Miscellaneous Transportation Programs	(13,179,639.54)		19,953,749.16	19,422,632.34	(12,648,522.72)	24,159.66	(12,624,363.06)
786 The Evergreen State College License Plate	25,667.72		476.00	26,143.72	26,143.72
789 Advanced Environmental Mitigation Revolving	1,130,208.54		541.10	1,130,749.64	1,130,749.64

RECEIPTS AND DISBURSEMENTS FOR TREASURER'S TRUST FUNDS

	April 1, 2022	April 2022		April 30, 2022		
	Beginning Book Balance	Plus Receipts	Less Disbursements	Ending Book Balance	Outstanding Warrants	Ending Cash Balance
SPECIAL REVENUE FUNDS (Continued)						
816 Stadium and Exhibition Center	\$ 1,636,856.42	\$ 378,161.62	\$ 1,011,030.63	\$ 1,003,987.41	\$	\$ 1,003,987.41
821 Impaired Physician	358,364.10	166,550.00	157,265.49	367,648.61	50.00	367,698.61
823 Livestock Nutrient Management	32,223.62	100.00	4,998.29	27,325.33	27,325.33
833 Developmental Disabilities Endowment Trust	3,062,041.90	922,946.77	335,935.66	3,649,053.01	92,289.48	3,741,342.49
834 Capitol Furnishings Preservation Committee	29,248.41	29,248.41	29,248.41
878 Federal Forest Revolving	4,059.40	16,022,346.12	16,026,400.84	4.68	4.68
880 Advance Right-of-Way Revolving	34,327,067.35	1,689,803.55	36,016,870.90	36,016,870.90
884 Gambling Revolving	20,912,870.78	1,420,005.22	1,186,680.38	21,146,195.62	43,213.80	21,189,409.42
885 Plumbing Certificate	1,324,617.20	147,743.24	88,449.00	1,383,911.44	206.11	1,384,117.55
892 Pressure Systems Safety	795,772.04	193,244.03	144,639.18	844,376.89	895.52	845,272.41
TOTAL SPECIAL REVENUE FUNDS	\$ 412,241,359.31	\$ 110,183,887.37	\$ 84,678,702.29	\$ 437,746,544.39	\$ 863,570.06	\$ 438,610,114.45
CAPITAL PROJECTS FUNDS						
366 Watershed Restoration Enhancement Bond	\$ 10,758,906.29	\$	\$ 222,305.06	\$ 10,536,601.23	\$	\$ 10,536,601.23
377 Watershed Restoration Enhancement Taxable Bond
TOTAL CAPITAL PROJECTS FUNDS	\$ 10,758,906.29	\$	\$ 222,305.06	\$ 10,536,601.23	\$	\$ 10,536,601.23
PERMANENT FUNDS						
842 American Indian Scholarship Endowment	\$ 295,810.74	\$ 127.74	\$	\$ 295,938.48	\$	\$ 295,938.48
852 Foster Care Scholarship Endowment	3,881.36	1.67	3,883.03	3,883.03
TOTAL PERMANENT FUNDS	\$ 299,692.10	\$ 129.41	\$	\$ 299,821.51	\$	\$ 299,821.51
ENTERPRISE FUNDS						
22E Family and Medical Leave Enforcement	\$ 414,306.91	\$ 282.25	\$	\$ 414,589.16	\$	\$ 414,589.16
22F Family and Medical Leave Insurance	19,057,566.80	60,714,908.35	96,113,376.57	(16,340,901.42)	624,352.97	(15,716,548.45)
413 Municipal Revolving	3,300,342.81	2,231,781.83	2,703,763.77	2,828,360.87	843.73	2,829,204.60
438 Uniform Dental Plan Benefits Administration	151,354.33	556,000.00	707,354.33	707,354.33
439 Uniform Medical Plan Benefits Administration	2,840,376.32	5,639,700.00	745,076.89	7,734,999.43	7,734,999.43
442 Legislative Gift Center	153,970.44	15,809.91	4,448.30	165,332.05	165,332.05
445 Self-Insured Emplry Overpymt Reimb	771,451.24	11,568.32	783,019.56	783,019.56
446 Industrial Insurance Rainy Day Fund
449 Certificates of Participation and Other Financing - Local	453,916.51	1,661,906.99	1,448,941.95	666,881.55	747,101.06	1,413,982.61
456 Separately Managed State Treasurer's Service	151,734.71	16,466.65	10,204.28	157,997.08	157,997.08
470 Imaging	80,872.95	42,455.74	35,593.30	87,735.39	87,735.39
473 School Employees Insurance Reserve	62,569,570.22	26,866.09	62,596,436.31	62,596,436.31
475 School Employees Dental Benefits Administration	(418,776.38)	852,676.00	433,899.62	433,899.62
477 Lottery Investment

RECEIPTS AND DISBURSEMENTS FOR TREASURER'S TRUST FUNDS

	April 1, 2022	April 2022		April 30, 2022		
	Beginning Book Balance	Plus Receipts	Less Disbursements	Ending Book Balance	Outstanding Warrants	Ending Cash Balance
ENTERPRISE FUNDS (Continued)						
493 School Employees' Insurance	\$ (31,979,216.35)	\$ 139,469,930.78	\$ 147,547,957.14	\$ (40,057,242.71)	\$ 332,657.83	\$ (39,724,584.88)
494 School Employees' Benefits Board Administration	(2,532.62)	3,469,769.00	282,578.85	3,184,657.53	3,184,657.53
543 Judicial Information Systems	(12,084,204.44)	1,111,579.17	1,579,656.46	(12,552,281.73)	1,729.27	(12,550,552.46)
544 Pollution Liability Insurance Program Trust	37,821,356.42	2,562,105.42	2,341,339.86	38,042,121.98	42,221.52	38,084,343.50
545 Heating Oil Pollution Liability Trust	2,262,661.93	37,206.71	81,875.84	2,217,992.80	171.11	2,218,163.91
567 Long-Term Services and Supports Trust	12,109,735.47	5,609.06	2,224,787.90	9,890,556.63	9,890,556.63
721 Public Employees' and Retirees' Insurance	2,372,630.92	185,281,035.51	199,051,728.19	(11,398,061.76)	2,716,008.25	(8,682,053.51)
730 Public Employees' and Retirees' Insurance Reserve	219,714,887.18	94,341.12	219,809,228.30	219,809,228.30
788 Advanced College Tuition Payment Program	9,090,189.66	6,605,449.89	10,609,241.64	5,086,397.91	1,018,575.23	6,104,973.14
TOTAL ENTERPRISE FUNDS	\$ 328,832,195.03	\$ 410,407,448.79	\$ 464,780,570.94	\$ 274,459,072.88	\$ 5,483,660.97	\$ 279,942,733.85
INTERNAL SERVICE FUNDS						
411 Natural Resources Equipment	\$ 12,813,813.56	\$ 2,093.36	\$ 472,452.73	\$ 12,343,454.19	\$ 17,229.68	\$ 12,360,683.87
421 Education Technology Revolving Fund	11,271,569.76	1,082,379.71	10,189,190.05	28,337.16	10,217,527.21
422 General Administration Services	66,422,500.39	17,495,519.28	17,716,857.11	66,201,162.56	116,933.66	66,318,096.22
436 OFM Labor Relations Service	2,616,096.04	686,817.38	646,126.48	2,656,786.94	2,656,786.94
444 Fish & Wildlife Equipment	200,843.67	111,696.04	79,054.91	233,484.80	1,608.18	235,092.98
453 Minority and Women's Business Enterprises	1,889,266.79	503,862.28	320,142.43	2,072,986.64	25.00	2,073,011.64
458 Consolidated Technology Services Revolving	12,624,822.53	11,747,639.96	10,366,239.73	14,006,222.76	332,122.44	14,338,345.20
461 Shared Information Technology System Revolving
466 Statewide Info Tech System Development Revolving	50,532,224.04	12,402,430.13	1,717,662.02	61,216,992.15	61,216,992.15
471 State Patrol Nonappropriated Airplane Revolving	172,338.92	89,753.00	50,129.83	211,962.09	1,225.28	213,187.37
472 Statewide Info Tech System Maintenance & Operations Revolving	18,028,239.79	5,138,773.68	2,641,025.28	20,525,988.19	109,000.68	20,634,988.87
546 Risk Management	(423,344.81)	1,423,474.04	334,307.38	665,821.85	665,821.85
547 Liability	(195,386,285.01)	74,109.85	17,396,096.39	(212,708,271.55)	1,847,786.40	(210,860,485.15)
739 Certificates of Participation and Other Financing - State	2,422,532.13	8,671,141.15	10,579,015.39	514,657.89	9,187.50	523,845.39
TOTAL INTERNAL SERVICE FUNDS	\$ (16,815,382.20)	\$ 58,347,310.15	\$ 63,401,489.39	\$ (21,869,561.44)	\$ 2,463,455.98	\$ (19,406,105.46)
PRIVATE PURPOSE FUNDS						
196 Unclaimed Personal Property	\$ 3,721,201.26	\$ 7,768,153.37	\$ 8,238,512.12	\$ 3,250,842.51	\$ 6,868,068.69	\$ 10,118,911.20
463 WA College Savings Program	(417,871.30)	95,805.14	64,692.76	(386,758.92)	550.00	(386,208.92)
738 Department of Social and Health Services Trust	53,654.52	53,654.52	53,654.52
799 WA Achieving a Better Life Experience Program	37,849.84	7,703.77	45,553.61	45,553.61
TOTAL PRIVATE PURPOSE FUNDS	\$ 3,394,834.32	\$ 7,871,662.28	\$ 8,303,204.88	\$ 2,963,291.72	\$ 6,868,618.69	\$ 9,831,910.41
PENSION TRUST FUNDS						
838 LEOFF Retirement System Benefits Improvement	\$ 1.71	\$	\$	\$ 1.71	\$	\$ 1.71

RECEIPTS AND DISBURSEMENTS FOR TREASURER'S TRUST FUNDS

	April 1, 2022	April 2022		April 30, 2022		
	Beginning Book Balance	Plus Receipts	Less Disbursements	Ending Book Balance	Outstanding Warrants	Ending Cash Balance
PENSION TRUST FUNDS (Continued)						
TOTAL PENSION TRUST FUNDS	\$ 1.71	\$	\$	\$ 1.71	\$	\$ 1.71
CUSTODIAL FUNDS						
165 Salary Reduction	\$ 1,147,557.77	\$ 3,170,990.26	\$ 3,969,216.15	\$ 349,331.88	\$	\$ 349,331.88
16C Real Estate/Property Tax Admin Assistance	64,057.50	61,602.50	64,057.50	61,602.50	61,602.50
17A County Enhanced 911 Excise Tax	6,272,384.99	(654,661.28)	6,927,046.27	6,927,046.27
525 Washington State Combined Fund Drive	1,020,131.05	341,867.89	114,595.65	1,247,403.29	61,877.25	1,309,280.54
660 Natural Resources Deposit	56,879,565.79	22,966,799.78	27,386,878.38	52,459,487.19	598,563.36	53,058,050.55
734 Centennial Document Preservation and Modernization	3,106,482.59	300,308.15	3,406,790.74	3,406,790.74
737 High Occupancy Vehicle
757 Maritime Historic Restoration and Preservation	6,865.05	6,254.95	13,120.00	13,120.00
797 Local Tourism Promotion	1,324,985.74	(407,988.99)	1,732,974.73	1,732,974.73
802 School Employees Salary Reduction	(2,102,268.29)	1,788,907.68	2,389,126.76	(2,702,487.37)	1,935.90	(2,700,551.47)
847 Separately Managed State Agency Investment
TOTAL CUSTODIAL FUNDS	\$ 67,719,762.19	\$ 28,636,731.21	\$ 32,861,224.17	\$ 63,495,269.23	\$ 662,376.51	\$ 64,157,645.74
TOTAL TREASURER'S TRUST FUNDS	\$ 1,515,990,531.69	\$ 674,747,801.52	\$ 740,827,052.10	\$ 1,449,911,281.11	\$ 17,376,834.58	\$ 1,467,288,115.69

INVESTMENT STATEMENT

Fund / Account	April 1, 2022	Purchased	Maturities & Sales	Amortization	April 30, 2022
Treasury & Treasurer's Trust					
Investments (trade date basis)	\$ 13,813,398,291.82	\$ 3,945,116,411.44	\$ 3,722,151,180.27	\$ (1,480,359.27)	\$ 14,034,883,163.72
Reverse Repurchase Agreements
Purchased Accrued Interest	708,347.81	292,202.64	4,333.93	996,216.52
Total Treasury & Treasurer's Trust	\$ 13,814,106,639.63	\$ 3,945,408,614.08	\$ 3,722,155,514.20	\$ (1,480,359.27)	\$ 14,035,879,380.24
Local Government Investment Pool					
Investments (trade date basis)	\$ 21,233,279,145.64	\$ 86,909,936,299.05	\$ 83,545,543,443.79	\$ 3,704,794.01	\$ 24,601,376,794.91
Reverse Repurchase Agreements
Purchased Accrued Interest	1,450.00	244,319.45	108,922.23	136,847.22
Total Local Government Investment Pool	\$ 21,233,280,595.64	\$ 86,910,180,618.50	\$ 83,545,652,366.02	\$ 3,704,794.01	\$ 24,601,513,642.13
Separately Managed Accounts					
Investments (trade date basis)	\$ 883,210,893.07	\$ 20,904,705.78	\$ 21,420,737.89	\$ (107,022.18)	\$ 882,587,838.78
Purchased Accrued Interest	15,944.42	18,386.94	1,014.44	33,316.92
Total Separately Managed Accounts	\$ 883,226,837.49	\$ 20,923,092.72	\$ 21,421,752.33	\$ (107,022.18)	\$ 882,621,155.70
Total All Accounts	\$ 35,930,614,072.76	\$ 90,876,512,325.30	\$ 87,289,229,632.55	\$ 2,117,412.56	\$ 39,520,014,178.07

INVESTMENT INTEREST INCOME AND CAPITOL GAINS

Fund / Account	April 2022	April 2021	Fiscal Year 2022	Fiscal Year 2021
Treasury & Treasurer's Trust				
Cash	\$ 5,192,078.91	\$ 5,773,427.68	\$ 90,606,990.31	\$ 77,082,814.66
Custody Bank Fees	(9,843.55)	(5,829.34)	(95,839.86)	(51,730.17)
Other Bank Fees	(3,681.58)	(2,146.66)	(38,374.15)	(28,872.89)
Amortization	(1,480,359.27)	(920,254.94)	(23,999,752.67)	(1,908,487.00)
Accrued Interest	4,415,708.65	1,301,360.90	2,728,272.63	(4,367,016.36)
Gains and Losses	(473,567.18)	88,583.77	4,398,014.70	12,545,068.26
Total Treasury & Treasurer's Trust	\$ 7,640,335.98	\$ 6,235,141.41	\$ 73,599,310.96	\$ 83,271,776.50
Local Government Investment Pool				
Cash	\$ 1,986,232.02	\$ 1,650,264.42	\$ 17,612,285.20	\$ 17,623,667.02
Amortization	3,704,794.01	299,846.88	8,714,615.43	16,140,810.31
Accrued Interest	1,548,804.25	(183,431.03)	262,215.74	(1,475,910.31)
Gains and Losses	92,488.15	13,097.02	217,372.05	451,385.39
Total Local Government Investment Pool	\$ 7,332,318.43	\$ 1,779,777.29	\$ 26,806,488.42	\$ 32,739,952.41
Separately Managed Accounts				
Cash	\$ 316,294.25	\$ 220,616.22	\$ 5,471,714.44	\$ 5,590,478.40
Amortization	(107,022.18)	(17,157.55)	(963,161.75)	80,134.13
Accrued Interest	400,785.47	242,120.54	505,066.98	(537,964.80)
Gains and Losses	9,039.64	163,836.88	764,855.01
Total Separately Managed Accounts	\$ 619,097.18	\$ 445,579.21	\$ 5,177,456.55	\$ 5,897,502.74
Total All Accounts	\$ 15,591,751.59	\$ 8,460,497.91	\$ 105,583,255.93	\$ 121,909,231.65

MIKE PELLICCIOTTI
STATE TREASURER
PO BOX 40200
OLYMPIA WA 98504-0200

