



# **Washington State Treasurer's Monthly Report**

**April 2020**



**DUANE A. DAVIDSON**  
State Treasurer

In accordance with the Americans with Disabilities Act, this publication will be made available in alternate formats upon request to the Office of the State Treasurer, Legislative Building, 2nd Floor, Olympia, Washington 98504-0200, telephone (360) 902-9000, fax (360) 902-9037 or TTY Users Call: 7-1-1. Web Site: <http://tre.wa.gov>.

Cover photo taken by Treasurer's Office staff.

TABLE OF CONTENTS

	<i>Page</i>
State Treasurer’s Letter .....	1
General Fund .....	2
Treasury, Treasurer’s Trust and Local Government Investment Pool Flow Chart .....	3
Treasury & Treasurer’s Trust, Treasury and Treasurer’s Trust Charts .....	4
General Fund and Local Government Investment Pool Charts .....	5
Receipts and Disbursements for the State Treasury .....	6
Receipts and Disbursements for Trust Funds .....	17
Investment Statement .....	26
Investment Interest Income and Capital Gains.....	27





**DUANE A. DAVIDSON,**  
State Treasurer

**State of Washington  
Office of the Treasurer**

Legislative Building  
P.O. Box 40200  
Olympia, Washington 98504-0200

(360) 902-9000 • TTY 7-1-1  
Home Page <http://tre.wa.gov>



Fellow Washingtonians,

I am pleased to report on the operations of the Office of the State Treasurer for the month of April 2020. At the close of the month, the Treasury & Treasurer's Trust book balance was \$8.9 billion with investment earnings distributed for the month of \$12.7 million.

Sincerely,

DocuSigned by:  
  
1E9BA0FBC299465...

Duane A. Davidson  
Washington State Treasurer

# GENERAL FUND

## GENERAL FUND CURRENT MONTH AND FISCAL YEAR TO DATE COMPARISON

(In Millions)

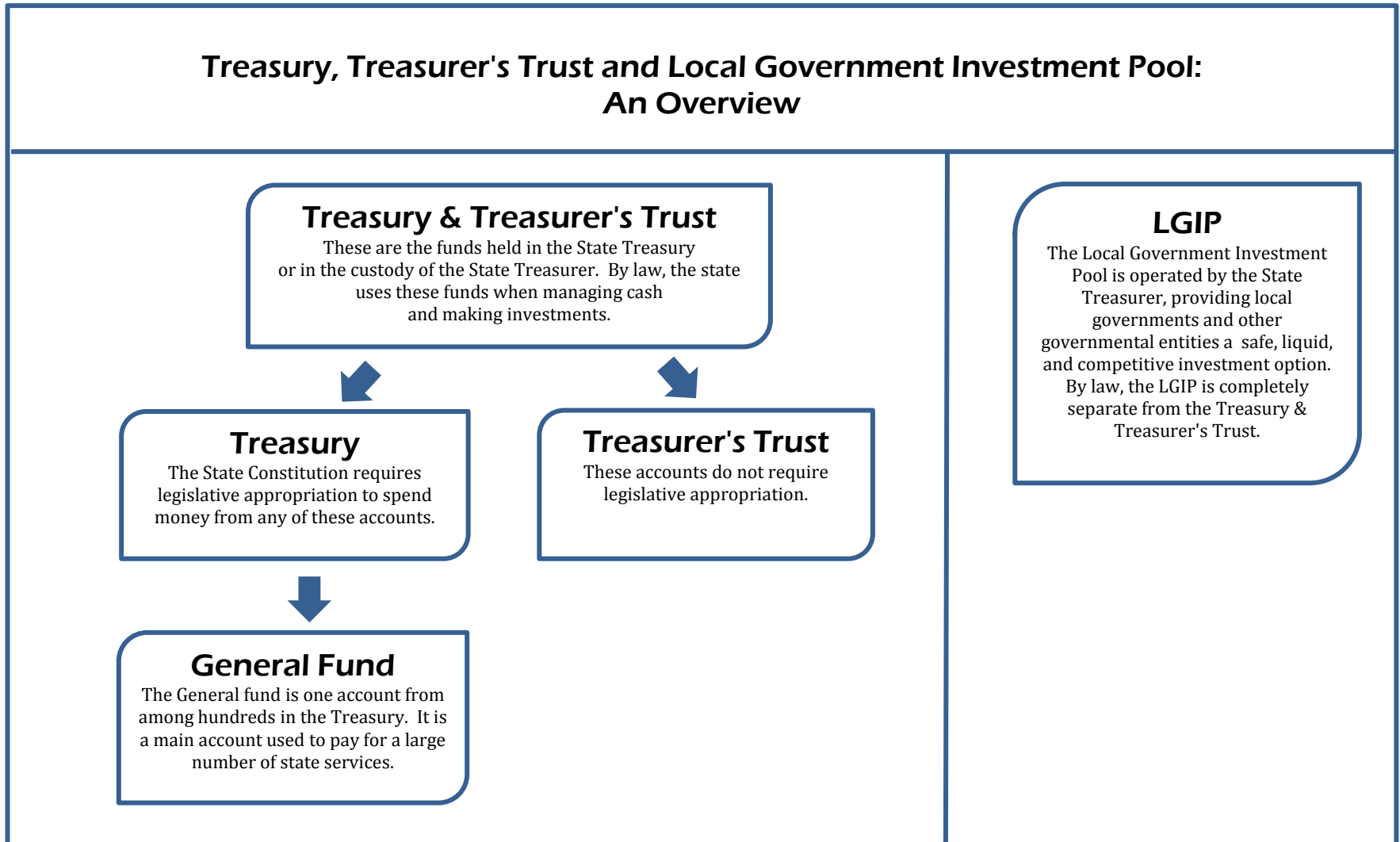
	Month of April		Fiscal Year to Date	
	2020	2019	2020	2019
<b>Beginning Book Balance</b>	\$ (1,709.431)	\$ (1,515.523)	\$ 1,010.867	\$ 1,737.396
Cash Revenue	4,910.072	2,916.787	30,972.796	26,817.198
Other Cash Receipts	182.174	412.816	2,910.364	4,254.852
<b>Total Cash Receipts</b>	5,092.246	3,329.603	33,883.160	31,072.050
<b>Total Cash Disbursements</b>	3,526.563	2,999.128	35,037.775	33,994.494
<b>Ending Book Balance</b>	\$ (143.748)	\$ (1,185.048)	\$ (143.748)	\$ (1,185.048)
<b>Cash Revenue</b>				
Bond Retirement & Interest	\$ 0.000	\$ 0.000	\$ (0.283)	\$ (0.285)
Secretary of State	3.548	3.358	36.401	33.996
<b>Department of Revenue:</b>				
Retail Sales Tax	753.706	919.340	9,476.022	9,207.708
Business & Occupation Tax	339.362	369.108	3,834.760	3,696.543
Compensating Tax	40.188	64.978	581.410	637.585
Cigarette Tax	27.720	28.174	259.659	284.874
Public Utility Tax	28.418	43.440	315.080	330.016
Various Other Revenue	20.954	53.908	560.540	(274.011)
Insurance Commission	2.397	5.161	411.306	386.065
Liquor and Cannabis Board	2.177	2.255	99.382	108.099
<b>Department of Licensing:</b>				
Excise Tax – Other	0.006	0.020	0.161	0.177
Various Other Revenue	1.647	2.595	10.445	11.716
Department of Social & Health Services	(90.577)	3.645	45.637	50.253
Universities & Colleges	0.000	0.000	0.387	0.442
Treasurer's Transfers	68.302	66.585	(45.514)	8.170
<b>Counties:</b>				
Property Tax	187.745	161.588	1,824.985	1,776.311
Real Estate Excise Tax	69.257	99.089	1,020.240	939.218
Various Other Revenue	4.361	4.618	41.647	45.661
Federal Grants-In-Aid (All Agencies)	3,404.748	997.712	12,067.649	9,161.990
Revenues Distributed to Local Governments	(2.124)	(0.284)	(55.480)	(49.395)
Other Agencies' Cash Revenue	48.237	91.497	488.362	462.065
<b>Total Cash Revenue</b>	\$ 4,910.072	\$ 2,916.787	\$ 30,972.796	\$ 26,817.198

Source: Agency Financial Reporting System (AFRS).

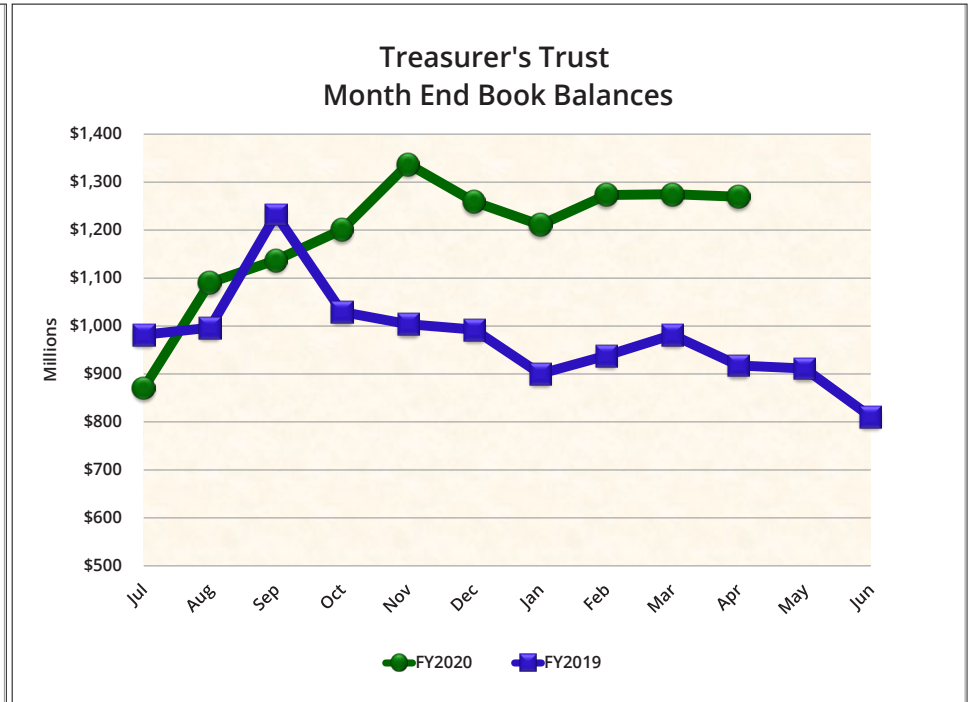
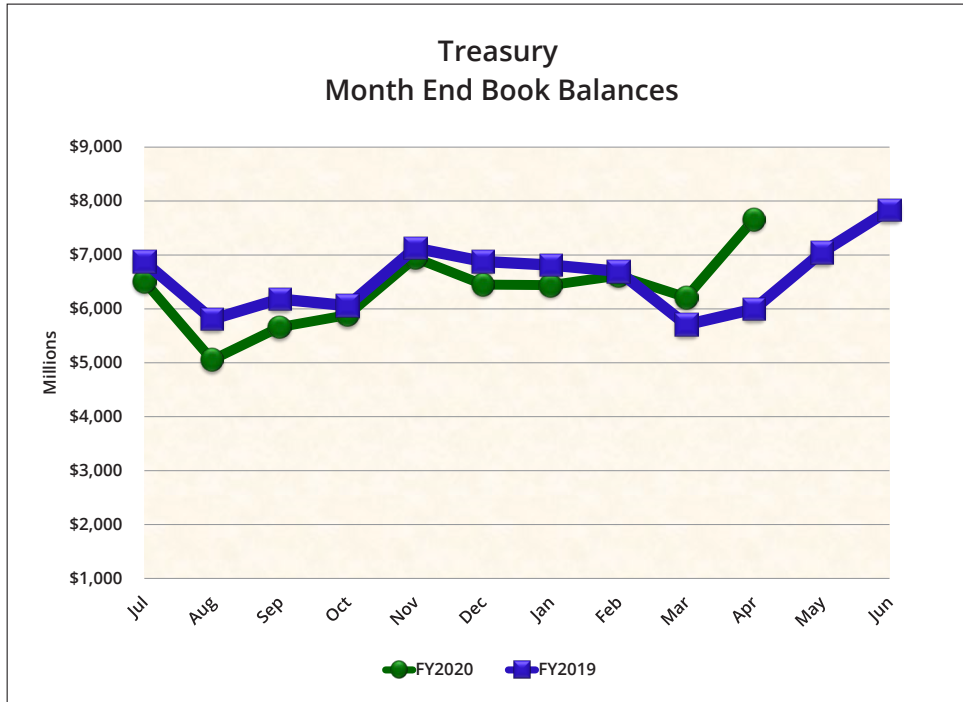
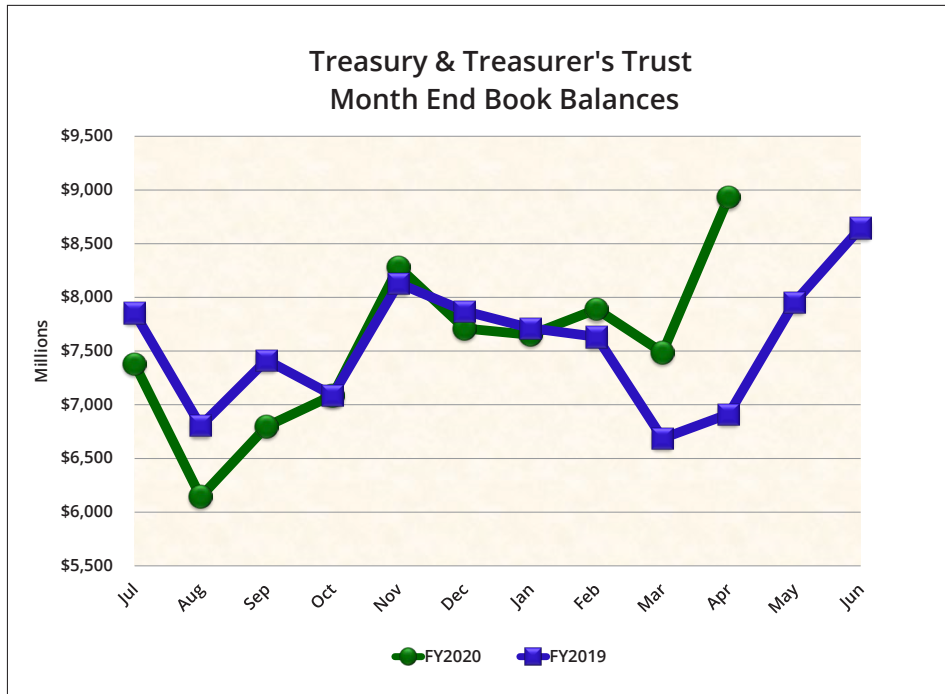
# TREASURY, TREASURER'S TRUST AND LGIP FLOW CHART

The State Treasurer is charged with the cash management of public funds, which includes two categories of state funds and accounts: (1) funds and accounts located in the state treasury, which are subject to legislative appropriation; and (2) Treasurer's trust funds, which are accounts placed in the custody of the State Treasurer, and not typically subject to legislative appropriation. Funds within these accounts are comingled for investment and cash management purposes.

This flow chart describes the structure of the Treasury and Treasurer's Trust Accounts. Month end balances of these accounts are shown on pages 4 and 5.



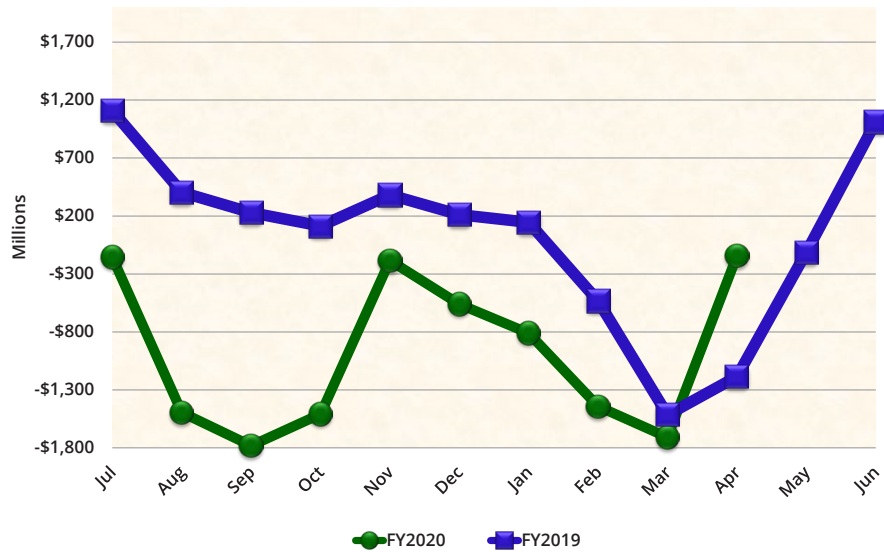
# TREASURY & TREASURER'S TRUST AND TREASURY AND TREASURER'S TRUST CHART



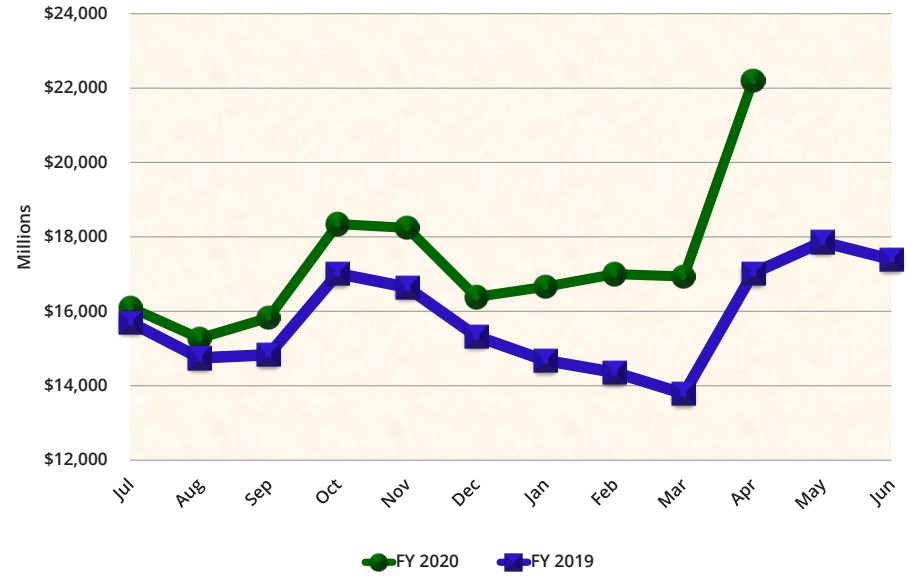


# GENERAL FUND AND LOCAL GOVERNMENT INVESTMENT POOL CHARTS

## General Fund Month End Book Balances

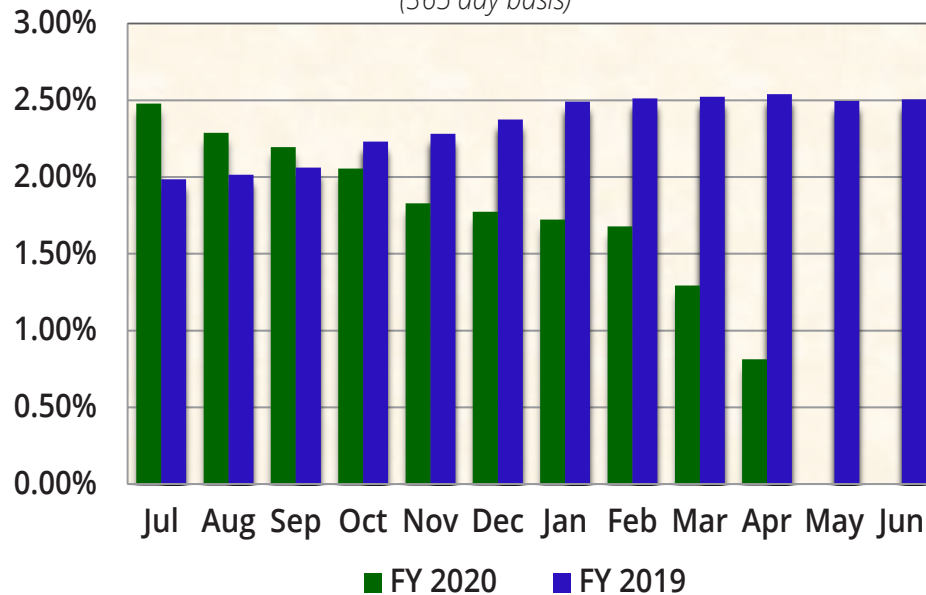


## Local Government Investment Pool Month End Book Balances



## LGIP Net Yield

(365 day basis)



# RECEIPTS AND DISBURSEMENTS FOR TREASURY FUNDS

	April 1, 2020	April 2020		April 30, 2020		
	Beginning Book Balance	Plus Receipts	Less Disbursements	Ending Book Balance	Outstanding Warrants	Ending Cash Balance
<b>GENERAL FUND</b>						
001 General	\$ (1,709,431,242.43)	\$ 5,092,245,908.22	\$ 3,526,562,947.08	\$ (143,748,281.29)	\$ 32,833,062.89	\$ (110,915,218.40)
018 Millersylvania Park Current	5,210.50	.....	.....	5,210.50	.....	5,210.50
01E Geothermal	34,406.41	(7,363.34)	(31,907.82)	58,950.89	.....	58,950.89
01N Institutional Impact	19,144.72	.....	.....	19,144.72	.....	19,144.72
02P Flood Control Assistance	1,860,725.57	.....	129,221.42	1,731,504.15	75.00	1,731,579.15
031 State Investment Board Expense	4,659,045.68	2,442,569.54	2,144,709.62	4,956,905.60	3,008.02	4,959,913.62
032 State Emergency Water Projects Revolving	221,616.92	.....	.....	221,616.92	.....	221,616.92
03A Excess Earnings	.....	.....	.....	.....	.....	.....
03L County Criminal Justice Assistance	2,093,119.26	12,897,527.48	12,557,752.77	2,432,893.97	2,166.88	2,435,060.85
03M Municipal Criminal Justice Assistance	450,091.07	5,113,950.59	4,991,734.67	572,306.99	963.04	573,270.03
04L Public Health Services	6.55	0.01	.....	6.56	.....	6.56
051 State and Local Improvements Revolving	26,744.33	.....	.....	26,744.33	.....	26,744.33
055 State & Local Improve Revolving (Waste Disp Facilities, 1980)	2,639.01	.....	.....	2,639.01	.....	2,639.01
05C Criminal Justice Treatment	4,659,613.15	2,657,920.25	547,997.31	6,769,536.09	.....	6,769,536.09
05M Tourism Development and Promotion	.....	.....	.....	.....	.....	.....
070 Outdoor Recreation	(3,233.70)	712,127.48	720,964.42	(12,070.64)	.....	(12,070.64)
072 State & Local Improve Revolving (Water Supply Facilities)	927,066.26	.....	35,000.00	892,066.26	.....	892,066.26
09C Farm and Forest	2,507,657.57	.....	114,422.84	2,393,234.73	.....	2,393,234.73
09G Riparian Protection	.....	42,123.66	42,123.66	.....	.....	.....
09R Economic Development Strategic Reserve	2,151,206.50	909,513.93	(1,102,969.22)	4,163,689.65	.....	4,163,689.65
10K Veterans Innovation Program	54,471.54	.....	.....	54,471.54	.....	54,471.54
10P Columbia River Basin Water Supply Development	4,120,430.79	6,399.08	650,372.12	3,476,457.75	.....	3,476,457.75
10R Energy Freedom	748,993.38	1,128.78	.....	750,122.16	.....	750,122.16
10T Hood Canal Aquatic Rehabilitation Bond	.....	.....	.....	.....	.....	.....
11F Reinvesting in Youth	5.98	.....	.....	5.98	.....	5.98
11N Heritage Barn Preservation	.....	.....	.....	.....	.....	.....
11W Water Quality Capital	34,227.10	.....	.....	34,227.10	.....	34,227.10
125 Site Closure	33,178,466.77	65,691.29	6,737.24	33,237,420.82	.....	33,237,420.82
12J Boating Activities	.....	.....	.....	.....	.....	.....
12K Puget Sound Scientific Research	.....	.....	.....	.....	.....	.....
12R Independent Youth Housing	.....	.....	.....	.....	.....	.....
12W Veterans Conservation Corps	.....	.....	.....	.....	.....	.....
14B Budget Stabilization	1,451,963,951.96	2,353,440.33	.....	1,454,317,392.29	.....	1,454,317,392.29
14C Puget Sound Recovery	.....	.....	.....	.....	.....	.....
14H Community Preservation & Development Auth	8,750.00	.....	.....	8,750.00	.....	8,750.00
14L Streamlined Sales & Use Tax Mitigation	3,468,323.04	.....	.....	3,468,323.04	.....	3,468,323.04
15C WA Community Tech Opportunity	.....	.....	.....	.....	.....	.....
15J Building Communities	.....	.....	.....	.....	.....	.....
15K Columbia River Water Delivery	16,173.66	.....	.....	16,173.66	.....	16,173.66

# RECEIPTS AND DISBURSEMENTS FOR TREASURY FUNDS

	April 1, 2020	April 2020		April 30, 2020		
	Beginning Book Balance	Plus Receipts	Less Disbursements	Ending Book Balance	Outstanding Warrants	Ending Cash Balance
<b>GENERAL FUND (Continued)</b>						
15R Evergreen Job Training	\$ .....	\$ .....	\$ .....	\$ .....	\$ .....	\$ .....
16V Water Rights Processing	78,587.33	.....	.....	78,587.33	.....	78,587.33
177 Judicial Retirement Administrative	.....	.....	.....	.....	.....	.....
17C Opportunity Express Account	62,171.42	.....	.....	62,171.42	.....	62,171.42
17E State Efficiency and Restructuring	.....	.....	.....	.....	.....	.....
17F Washington Opportunity Pathways	43,474,151.87	13,675,547.60	14,262,958.96	42,886,740.51	1,204.50	42,887,945.01
17K Basic Health Plan Stabilization	.....	.....	.....	.....	.....	.....
18H Opportunity Expansion	326.64	.....	.....	326.64	.....	326.64
19K Yakima Integrated Plan Implementation	.....	.....	.....	.....	.....	.....
19L Charter Schools Oversight	635,557.61	68,245.37	77,337.00	626,465.98	108.09	626,574.07
19N Diesel Idle Reduction	.....	.....	.....	.....	.....	.....
20C Yakima Integrated Plan Implementation Taxable Bond	.....	.....	.....	.....	.....	.....
20F Invest in Washington	.....	.....	.....	.....	.....	.....
21B Chehalis Basin	1,129.90	(1,129.46)	.....	0.44	.....	0.44
21D Dairy Nutrient Infrastructure	.....	.....	.....	.....	.....	.....
21P Sexual Assault Prevention and Response	.....	.....	.....	.....	.....	.....
21R DCYF Contracted Services Performance Improvement	.....	.....	.....	.....	.....	.....
22C Early Learning Facilities Revolving	(226,144.86)	264,920.84	40,975.21	(2,199.23)	.....	(2,199.23)
22D Early Learning Facilities Development	.....	.....	.....	.....	.....	.....
22T Statewide Tourism Marketing	3,725,765.08	163,595.44	1,546.83	3,887,813.69	.....	3,887,813.69
23H Defense Community Compatibility	.....	.....	.....	.....	.....	.....
23J Statewide Broadband	10,582,685.49	15,975.98	40,118.73	10,558,542.74	.....	10,558,542.74
244 Habitat Conservation	.....	47,951.52	59,187.45	(11,235.93)	.....	(11,235.93)
24H Career Connected Learning	.....	.....	.....	.....	.....	.....
24M Climate Resiliency	.....	.....	.....	.....	.....	.....
24Q Manufacturing/Warehousing Job Center	.....	.....	.....	.....	.....	.....
24U Sustainable Farms and Fields	.....	.....	.....	.....	.....	.....
253 Education Construction	22,045.37	33.23	.....	22,078.60	.....	22,078.60
291 Education Savings	.....	.....	.....	.....	.....	.....
355 State Taxable Building Construction	74,324,904.94	(264,954.57)	8,539,017.58	65,520,932.79	375,592.36	65,896,525.15
359 School Constr & Skill Ctrs Bldg	1,175,011.02	.....	11,036.21	1,163,974.81	.....	1,163,974.81
488 Special Personnel Litigation Revolving	.....	.....	.....	.....	.....	.....
489 Pension Funding Stabilization	335,972,767.24	531,895.95	20,265,144.95	316,239,518.24	.....	316,239,518.24
548 LEOFF System Plan 2 Expense	118,991.45	115,263.64	111,460.03	122,795.06	67.28	122,862.34
563 Columbia River Crossing Project	.....	.....	.....	.....	.....	.....
702 Dedicated McCleary Penalty	.....	.....	.....	.....	.....	.....
828 Tobacco Prevention and Control	1,204,566.06	1,834.93	1,030.00	1,205,370.99	.....	1,205,370.99
830 Agricultural College Trust Management	\$1,115,622.13	501.16	277,662.89	838,460.40	2,380.13	840,840.53
<b>TOTAL GENERAL FUND</b>	<b>\$ 276,045,750.28</b>	<b>\$ 5,134,060,618.93</b>	<b>\$ 3,591,056,581.95</b>	<b>\$ 1,819,049,787.26</b>	<b>\$ 33,218,628.19</b>	<b>\$ 1,852,268,415.45</b>

# RECEIPTS AND DISBURSEMENTS FOR TREASURY FUNDS

	April 1, 2020		April 2020		April 30, 2020		
	Beginning Book Balance		Plus Receipts	Less Disbursements	Ending Book Balance	Outstanding Warrants	Ending Cash Balance
<b>SPECIAL REVENUE FUNDS</b>							
002 Hospital Data Collection	\$ 52,220.95	\$	(1,718.71)	\$	\$ 50,502.24	\$	\$ 50,502.24
003 Architects' License	1,021,104.47		44,638.80		972,491.40	101.55	972,592.95
007 Winter Recreational Program	1,948,545.00		75,740.00		1,922,854.25	21,805.21	1,944,659.46
014 Forest Development	15,172,192.90		2,601.62	1,958,878.29	13,215,916.23	46,150.36	13,262,066.59
01B ORV & Non-Highway Vehicle Account	2,361,084.53		305,159.43	593,713.36	2,072,530.60	5,741.61	2,078,272.21
01M Snowmobile	3,371,773.80		21,146.05	357,455.15	3,035,464.70	34,021.70	3,069,486.40
024 Professional Engineers'	2,227,928.03		139,604.99	463,384.01	1,904,149.01	1,318.00	1,905,467.01
025 Pilotage	244,743.83		94,507.83	107,997.18	231,254.48	295.20	231,549.68
026 Real Estate Commission	2,512,406.91		64,613.44	915,451.91	1,661,568.44	2,576.52	1,664,144.96
027 Reclamation	4,049,350.83		89,131.98	205,410.25	3,933,072.56	59,052.50	3,992,125.06
02A Surveys and Maps	1,132,151.94		52,324.57	175,221.30	1,009,255.21		1,009,255.21
02G Health Professions	19,542,629.27		5,227,198.30	5,020,546.34	19,749,281.23	46,441.47	19,795,722.70
02H Business Enterprises Revolving	936,853.39		61,465.30	16,520.62	981,798.07	8,139.60	989,937.67
02J Certified Public Accountants'	2,905,656.32		255,055.00	130,606.19	3,030,105.13	620.00	3,030,725.13
02K Death Investigations	757,533.80		429,508.15	355,329.08	831,712.87	8,901.47	840,614.34
02M Essential Rail Assistance	637,116.59		2,174.41	21,371.67	617,919.33		617,919.33
02N Parkland Acquisition	13,679.86				13,679.86		13,679.86
02R Aquatic Lands Enhancement	12,844,889.21		19,344.42	1,146,681.55	11,717,552.08	85,632.08	11,803,184.16
02W Timber Tax Distribution	(83,078.47)		157,681.23	188,000.54	(113,397.78)	2,564.87	(110,832.91)
030 Landowner Contingency Forest Fire Suppression	(118,356.92)		33.17	(46,773.41)	(71,550.34)		(71,550.34)
039 Aeronautics	1,415,910.95		224,289.26	365,507.42	1,274,692.79	217,568.52	1,492,261.31
03B Asbestos	996,665.60		14,288.00	20,992.29	989,961.31		989,961.31
03C Emergency Medical Services and Trauma Care System Trust	13,287,498.90		3,302,266.98	4,570,010.38	12,019,755.50	71,319.46	12,091,074.96
03F Enhanced 911	(5,955,390.67)		2,331,172.87	1,452,188.31	(5,076,406.11)	16,135.96	(5,060,270.15)
03N Business License	5,231,471.88		2,399,937.35	2,759,554.86	4,871,854.37	92,008.81	4,963,863.18
03P Fire Service Trust	552,058.13		2,995.00	59.96	554,993.17		554,993.17
03R Safe Drinking Water	4,105,494.69		8,289.28	195,574.45	3,918,209.52		3,918,209.52
041 Resource Management Cost	32,016,135.07		55,515.78	7,964,759.68	24,106,891.17	71,621.56	24,178,512.73
042 Charitable, Educational, Penal, and Reformatory Institutions	5,561,679.54		8,750.82	8,933.16	5,561,497.20		5,561,497.20
044 Waste Reduction, Recycling, and Litter Control	5,855,815.89		946,798.71	772,267.54	6,030,347.06	12,292.53	6,042,639.59
045 State Vehicle Parking	1,593,198.97		348,496.99	536,446.82	1,405,249.14	3,842.13	1,409,091.27
048 Marine Fuel Tax Refund	294,597.58				294,597.58		294,597.58
04E Uniform Commercial Code	1,995,854.08		70,037.00	82,891.50	1,982,999.58	21.70	1,983,021.28
04H Surface Mining Reclamation	1,752,949.27		140.03	139,210.48	1,613,878.82		1,613,878.82
04M Recreational Fisheries Enhancement	452,074.88		61,721.68	98,188.54	415,608.02	711.84	416,319.86
04R Drinking Water Assistance	50,452,889.79		1,951,503.99	1,913,880.35	50,490,513.43		50,490,513.43
04V Vehicle License Fraud	220,016.93		12,292.26		232,309.19		232,309.19
04W Waterworks Operator Certification	978,916.78		10,297.90	27,493.32	961,721.36	88.74	961,810.10
058 Public Works Assistance	47,590,210.41		1,673,727.15	7,480,859.61	41,783,077.95	238,140.16	42,021,218.11

# RECEIPTS AND DISBURSEMENTS FOR TREASURY FUNDS

	April 1, 2020		April 2020		April 30, 2020		
	Beginning Book Balance		Plus Receipts	Less Disbursements	Ending Book Balance	Outstanding Warrants	Ending Cash Balance
<b>SPECIAL REVENUE FUNDS (Continued)</b>							
05H Disaster Response	\$ 162,272,144.71	\$	14,683.68	\$ 19,005,752.98	\$ 143,281,075.41	\$ 185,894.01	\$ 143,466,969.42
05R Drinking Water Assistance Administrative	4,303,814.99		6,509.49	35,584.24	4,274,740.24	.....	4,274,740.24
05W State Drought Preparedness	2,339,135.96	.....	.....	.....	2,339,135.96	.....	2,339,135.96
06A Salmon Recovery	27,893.34	.....	.....	.....	27,893.34	.....	27,893.34
06G Real Estate Appraiser Commission	533,805.08		61,119.33	90,116.42	504,807.99	568.00	505,375.99
06K Lead Paint	143,117.08		1,100.00	2,118.30	142,098.78	.....	142,098.78
06L Business and Professions	3,689,293.75		544,037.07	1,487,081.05	2,746,249.77	31,735.77	2,777,985.54
06R Real Estate Research	826,018.66		2,150.00	51,350.00	776,818.66	90.00	776,908.66
06T License Plate Technology	1,369,452.83		130,067.85	414,988.40	1,084,532.28	11.40	1,084,543.68
071 Warm Water Game Fish	644,943.27		61,095.60	90,804.78	615,234.09	25.76	615,259.85
07C Vessel Response	45,037.21		55.31	.....	45,092.52	.....	45,092.52
07W Domestic Violence Prevention	1,883,952.85		85,907.00	55,557.08	1,914,302.77	.....	1,914,302.77
080 Grade Crossing Protective	84,089.58		126.65	.....	84,216.23	.....	84,216.23
081 State Patrol Highway	16,945,810.72		650,441.23	19,538,543.29	(1,942,291.34)	185,458.97	(1,756,832.37)
082 Motorcycle Safety Education	2,581,397.07		196,899.45	167,982.14	2,610,314.38	10.84	2,610,325.22
084 Building Code Council	604,418.12		117,578.54	181,494.36	540,502.30	.....	540,502.30
086 Fire Service Training	(756,076.85)		10,901.50	335,682.28	(1,080,857.63)	5,812.10	(1,075,045.53)
087 Park Land Trust Revolving	3,269,464.84		163,646.39	332,681.20	3,100,430.03	.....	3,100,430.03
08A Education Legacy Trust	1,646,972,874.14		25,854,068.33	12,621,665.12	1,660,205,277.35	487,209.30	1,660,692,486.65
08H Military Department Rental and Lease	2,749,326.43		41,201.64	9,275.96	2,781,252.11	2,864.18	2,784,116.29
08K Problem Gambling	705,327.62		92,250.70	45,003.33	752,574.99	.....	752,574.99
08M Small City Pavement and Sidewalk	218,490.86		76,682.15	12,071.56	283,101.45	1,657.31	284,758.76
08R Waste Tire Removal	3,525,545.92		255,036.61	159,999.49	3,620,583.04	.....	3,620,583.04
094 Transportation Infrastructure	4,691,072.16		70,574.96	211,898.40	4,549,748.72	.....	4,549,748.72
095 Electrical License	14,222,704.34		452,400.27	2,338,693.58	12,336,411.03	11,226.06	12,347,637.09
096 Highway Infrastructure	1,925,528.82		2,901.91	.....	1,928,430.73	.....	1,928,430.73
097 Recreational Vehicle	2,208,991.43		44,412.92	2,721.76	2,250,682.59	6.00	2,250,688.59
099 Puget Sound Capital Construction	(9,565,085.24)		28,317,989.23	7,895,577.93	10,857,326.06	1,134.60	10,858,460.66
09E Freight Mobility Investment	11,173,907.40		15,298.15	32,307.25	11,156,898.30	.....	11,156,898.30
09F High-Occupancy Toll Lanes Operations	9,219,942.64		(48,214.82)	123,709.62	9,048,018.20	.....	9,048,018.20
09H Transportation Partnership	95,048,485.10		(5,211,022.84)	10,684,563.92	79,152,898.34	263,886.58	79,416,784.92
09P City-County Assistance	401.22		1,377,743.92	.....	1,378,145.14	.....	1,378,145.14
09T Washington Main Street Trust Fund	55,138.16	.....	.....	5,000.00	50,138.16	.....	50,138.16
102 Rural Arterial Trust	19,642,832.39		1,449,532.44	772,450.68	20,319,914.15	.....	20,319,914.15
104 State Wildlife	1,997,809.57		3,263,323.86	3,397,969.31	1,863,164.12	83,483.64	1,946,647.76
106 Highway Safety	35,234,398.83		23,733,320.43	10,415,420.66	48,552,298.60	155,055.20	48,707,353.80
107 Liquor Excise Tax	12,066,616.12		925,324.80	9,347,774.73	3,644,166.19	.....	3,644,166.19
108 Motor Vehicle	391,179,172.23		98,569,863.63	130,377,212.06	359,371,823.80	5,769,991.56	365,141,815.36
109 Puget Sound Ferry Operations	(3,704,198.37)		12,137,462.77	21,460,482.67	(13,027,218.27)	189,171.68	(12,838,046.59)

# RECEIPTS AND DISBURSEMENTS FOR TREASURY FUNDS

	April 1, 2020		April 2020		April 30, 2020	
	Beginning Book Balance	Plus Receipts	Less Disbursements	Ending Book Balance	Outstanding Warrants	Ending Cash Balance
<b>SPECIAL REVENUE FUNDS (Continued)</b>						
10A Aquatic Algae Control	\$ 363,338.55	\$ 17,127.00	\$ 7,671.70	\$ 372,793.85	\$ .....	\$ 372,793.85
10B Home Security Fund	5,479,885.04	2,338,227.50	2,121,859.99	5,696,252.55	52.04	5,696,304.59
10G Water Rights Tracking System	797,805.40	.....	.....	797,805.40	.....	797,805.40
110 Special Wildlife	7,400,901.88	108,695.33	222,758.63	7,286,838.58	306.00	7,287,144.58
111 Public Service Revolving	3,645,927.20	12,881,260.89	1,658,442.74	14,868,745.35	7,925.28	14,876,670.63
113 Common School Construction	103,110,388.96	1,504,673.65	(3,034,615.39)	107,649,678.00	16,802.01	107,666,480.01
116 Basic Data	40,859.00	.....	.....	40,859.00	.....	40,859.00
119 Unemployment Compensation Administration	(15,167.90)	12,894,905.07	13,099,513.40	(219,776.23)	3,465,822.97	3,246,046.74
11B Regional Mobility Grant Program	58,485,986.07	58,048.64	873,128.04	57,670,906.67	.....	57,670,906.67
11E Freight Mobility Multimodal	12,966,813.68	(5,909,634.66)	289,320.11	6,767,858.91	.....	6,767,858.91
11H Forest and Fish Support	5,752,559.62	373,980.27	785,347.51	5,341,192.38	.....	5,341,192.38
11K Washington Auto Theft Prevention Authority	(152,168.45)	460,227.14	665,482.09	(357,423.40)	.....	(357,423.40)
120 Administrative Contingency	15,581,189.21	1,528,928.43	952,668.58	16,157,449.06	169.83	16,157,618.89
12C Affordable Housing For All	2,147,357.49	426,894.38	158,787.30	2,415,464.57	.....	2,415,464.57
12M Charitable Organization Education	1,524,402.44	22,930.00	39,250.00	1,508,082.44	.....	1,508,082.44
12T Traumatic Brain Injury	1,061,448.71	199,571.61	149,872.57	1,111,147.75	.....	1,111,147.75
134 Employment Services Administrative	17,025,858.16	354,570.98	3,076,162.17	14,304,266.97	757.38	14,305,024.35
138 Insurance Commissioner's Regulatory	17,426,040.72	17,369.89	2,739,902.26	14,703,508.35	78,193.91	14,781,702.26
144 Transportation Improvement	9,238,469.53	7,541,326.31	8,330,887.06	8,448,908.78	.....	8,448,908.78
146 Firearms Range	1,577,878.28	15,040.08	.....	1,592,918.36	.....	1,592,918.36
14A Wildlife Rehabilitation	704,033.48	14,614.03	12,664.72	705,982.79	.....	705,982.79
14G Ballast Water and Biofouling Management	48,156.87	.....	.....	48,156.87	.....	48,156.87
14M Financial Fraud & ID Theft	823,137.95	73,690.00	2,693.21	894,134.74	.....	894,134.74
14R Military Active State Service	345,355.70	.....	.....	345,355.70	.....	345,355.70
14V Ignition Interlock Device	3,666,839.29	361,756.88	703,352.50	3,325,243.67	91,489.92	3,416,733.59
150 Low-Income Weatherization/ Structural Rehabilitation Assistance	1,801,916.56	2,719.87	924.45	1,803,711.98	.....	1,803,711.98
153 Rural Mobility Grant Program	6,926,540.35	5,263.50	481,887.83	6,449,916.02	19,192.00	6,469,108.02
154 New Motor Vehicle Arbitration	1,285,751.06	27,933.00	51,211.26	1,262,472.80	.....	1,262,472.80
158 Aquatic Land Dredged Material Disposal Site	515,607.43	3.69	4,097.84	511,513.28	.....	511,513.28
159 Parks Improvement	1,578,891.30	6,732.80	5,391.24	1,580,232.86	215.00	1,580,447.86
15H Cleanup Settlement	51,921,330.07	78,536.54	262,825.04	51,737,041.57	34.22	51,737,075.79
15M Biotoxin	102,970.18	28,912.57	84,199.14	47,683.61	37.00	47,720.61
160 Wood Stove Education and Enforcement	539,540.87	20,610.12	12,957.71	547,193.28	.....	547,193.28
162 Farm Labor Contractor	124,638.23	440.00	.....	125,078.23	.....	125,078.23
167 Natural Resources Conservation Areas Stewardship	108,505.98	.....	1,452.98	107,053.00	.....	107,053.00
16A Judicial Stabilization Trust	2,989,580.57	480,069.84	838,129.56	2,631,520.85	1,123.32	2,632,644.17
16J SR 520 Corridor	99,956,347.63	(8,336,535.68)	(1,606,729.61)	93,226,541.56	.....	93,226,541.56
16M Appraisal Management Company	335,426.85	4,835.47	28,533.57	311,728.75	.....	311,728.75
16P Marine Resources Stewardship Trust	183,744.79	276.91	.....	184,021.70	.....	184,021.70

# RECEIPTS AND DISBURSEMENTS FOR TREASURY FUNDS

	April 1, 2020		April 2020		April 30, 2020		
	Beginning Book Balance		Plus Receipts	Less Disbursements	Ending Book Balance	Outstanding Warrants	Ending Cash Balance
<b>SPECIAL REVENUE FUNDS (Continued)</b>							
16W Hospital Safety Net Assessment	\$ 64,753,440.20	\$	5,839,333.19	\$ 41,464,585.95	\$ 29,128,187.44	\$ .....	\$ 29,128,187.44
172 Basic Health Plan Trust	1,546,699.00	.....	.....	.....	1,546,699.00	.....	1,546,699.00
176 Water Quality Permit	14,915,243.83		2,399,467.29	1,549,438.04	15,765,273.08	21,088.23	15,786,361.31
17B Home Visiting Services	5,758,848.36		547,717.32	1,228,232.80	5,078,332.88	370.90	5,078,703.78
17N Complete Streets Grant Program	62,464.00	.....	.....	.....	62,464.00	.....	62,464.00
17P SR520 Civil Penalties	13,279,781.87		(42,609.80)	(318,149.44)	13,555,321.51	.....	13,555,321.51
17T Health Benefit Exchange	26,504,423.13		2,198,723.26	1,619,999.15	27,083,147.24	.....	27,083,147.24
17W Limousine Carriers	124,121.62		559.44	.....	124,681.06	.....	124,681.06
182 Underground Storage Tank	935,074.23		132,758.02	60,300.54	1,007,531.71	.....	1,007,531.71
186 County Arterial Preservation	1,267,127.61		1,163,633.60	1,771,047.54	659,713.67	.....	659,713.67
18J Capital Vessel Replacement	26,335,695.74		2,118,450.36	802,635.00	27,651,511.10	188.96	27,651,700.06
18L Hydraulic Project Approval	.....	.....	.....	.....	.....	.....	.....
199 Biosolids Permit	1,443,126.45		89,215.52	84,722.23	1,447,619.74	.....	1,447,619.74
19A Medicaid Fraud Penalty	1,552,430.55		67,295.39	275,475.98	1,344,249.96	147.93	1,344,397.89
19C Forest Practice Application	709,908.20		84.76	100,534.44	609,458.52	.....	609,458.52
19T DOL Technology Improvement and Data Management	1,067,550.05		43,785.24	87,237.17	1,024,098.12	.....	1,024,098.12
19V Andy Hill Cancer Research Endowment Fund	1,551,386.67		302,682.97	.....	1,854,069.64	.....	1,854,069.64
200 Regional Fisheries Enhancement Salmonid Recovery	(202,384.92)		236,949.08	126,113.45	(91,549.29)	.....	(91,549.29)
201 Department of Licensing Services	3,812,767.17		265,747.59	167,907.21	3,910,607.55	21.80	3,910,629.35
202 Medical Test Site Licensure	382,080.64		26,805.61	563,700.01	(154,813.76)	510,686.00	355,872.24
204 Volunteer Fire Fighters' and Reserve Officers' Administrative	1,383,856.48		2,119.07	32,556.79	1,353,418.76	2,117.61	1,355,536.37
207 Hazardous Waste Assistance	1,904,971.37		1,186.48	261,301.82	1,644,856.03	2,517.60	1,647,373.63
20B Brownfield Redevelopment Trust Fund	.....	.....	.....	.....	.....	.....	.....
20H Connecting Washington	505,363,162.49		(31,692,170.73)	52,369,003.71	421,301,988.05	4,009,317.61	425,311,305.66
20J Electric Vehicle	11,059,599.86		(9,093,875.02)	375.00	1,965,349.84	.....	1,965,349.84
20M Puget Sound Taxpayer Accountability	1,169,529.02		649,140.56	.....	1,818,669.58	.....	1,818,669.58
20N Transportation Future Funding Program	3,231,551.63		4,870.19	.....	3,236,421.82	.....	3,236,421.82
20R Radioactive Mixed Waste	5,303,149.44		127,206.00	765,511.57	4,664,843.87	839.07	4,665,682.94
20T PLIA Underground Storage Tank Revolving	22,765,734.02		34,435.26	268,415.00	22,531,754.28	.....	22,531,754.28
20V Economic Gardening Pilot Project	.....	.....	.....	.....	.....	.....	.....
215 Special Category C	4,869,402.14		(394,017.81)	840,648.75	3,634,735.58	.....	3,634,735.58
216 Air Pollution Control	24,592,187.18		86,853.24	302,788.13	24,376,252.29	500.00	24,376,752.29
217 Oil Spill Prevention	5,942,045.45		686,974.59	434,312.96	6,194,707.08	235.00	6,194,942.08
218 Multimodal Transportation	194,009,818.88		48,588,341.19	7,457,540.36	235,140,619.71	149,201.22	235,289,820.93
21E Concealed Pistol License Renewal	203,924.56		5,848.92	884.84	208,888.64	.....	208,888.64
21H Wastewater Treatment Plant Operator Certification	282,608.00		590.50	179.50	283,019.00	245.50	283,264.50
21M Distracted Driving Prevention	19,961.44		228.58	.....	20,190.02	.....	20,190.02
21S Aquatic Invasive Species Management	(73,646.74)		35,274.00	(66,452.57)	28,079.83	.....	28,079.83
21V Construction Registration Inspection	3,175,126.47		660,103.91	987,974.99	2,847,255.39	4,435.48	2,851,690.87

# RECEIPTS AND DISBURSEMENTS FOR TREASURY FUNDS

	April 1, 2020		April 2020		April 30, 2020		
	Beginning Book Balance		Plus Receipts	Less Disbursements	Ending Book Balance	Outstanding Warrants	Ending Cash Balance
<b>SPECIAL REVENUE FUNDS (Continued)</b>							
222 Freshwater Aquatic Weeds	\$ 894,040.52	\$	48,231.00	\$ 17,949.83	\$ 924,321.69	\$ 200.00	\$ 924,521.69
223 State Oil Spill Response	645,656.12		175,627.91	(639.14)	821,923.17		821,923.17
22J Abandoned Recreational Vehicle Disposal	718,387.77		121,437.86	63,587.92	776,237.71	9,256.00	785,493.71
22M Energy Efficiency	9,976,338.50		145,406.05	9,952.35	10,111,792.20		10,111,792.20
22R Internet Consumer Access							
22U Secure Drug Take-Back Program	699,094.68				699,094.68		699,094.68
22W Public Disclosure Transparency	883,353.25		253,150.00		1,136,503.25		1,136,503.25
234 Public Works Administration	11,018,905.51		285,565.66	447,609.25	10,856,861.92	27,037.87	10,883,899.79
235 Youth Tobacco & Vapor Product Prevention	1,561,925.49		110,429.38	157,888.35	1,514,466.52	9,368.52	1,523,835.04
237 Recreation Access Pass	1,866,920.38		(765,356.61)	310.00	1,101,253.77	150.00	1,101,403.77
23G Vulnerable Roadway User Education	476.01		497.85		973.86		973.86
23N Model Toxics Control Capital	72,232,207.94		8,878,931.32	2,752,301.54	78,358,837.72	97,018.72	78,455,856.44
23P Model Toxics Control Operating	39,467,770.73		17,338,103.59	9,571,159.56	47,234,714.76	200,647.75	47,435,362.51
23R Model Toxics Control Stormwater	21,429,598.76		4,227,790.09	402,404.79	25,254,984.06	213.88	25,255,197.94
23S Puget Sound Gateway Facility							
23T Congestion Relief Traffic Safety	17,594.93		2,354.56		19,949.49		19,949.49
23V Voluntary Cleanup							
23W Paint Product Stewardship							
24B Foundational Public Health Services	6,326,609.54		302,683.77	81,146.14	6,548,147.17		6,548,147.17
24J Workforce Education Investment	(59,533,893.25)			8,713,470.27	(68,247,363.52)		(68,247,363.52)
24K Agency Financial Transaction	1,567,324.99		892,362.94	326,150.09	2,133,537.84		2,133,537.84
24L Ambulance Transport							
24N Fish, Wildlife, and Conservation							
24P Insurance Commissioner's Fraud							
24R Recycling Enhancement Fee							
24V Telebehavioral Health Access							
260 University of Washington Operating Fees	123.54				123.54		123.54
262 Manufactured Home Installation Training	614,166.95		9,403.50	20,058.38	603,512.07	271.52	603,783.59
263 Community and Economic Development Fee	5,033,847.13		70,709.45	134,509.54	4,970,047.04	32,663.31	5,002,710.35
267 Recreation Resources	23,582,320.15		775,789.80	729,986.87	23,628,123.08	4,387.73	23,632,510.81
268 Nonhighway and Off-Road Vehicle Activities (NOVA) Program	11,295,161.07		562,222.95	1,182,456.97	10,674,927.05	205,711.62	10,880,638.67
269 Parks Renewal and Stewardship	20,919,823.75		1,817,892.82	3,598,847.18	19,138,869.39	479,474.37	19,618,343.76
271 Washington State University Operating Fees							
275 Central Washington University Operating Fees							
277 State Agency Parking	326,406.78		7,235.00	2,588.91	331,052.87	210.00	331,262.87
285 Growth Management Planning and Environmental Review	2,020,913.21		282,793.32	21,949.85	2,281,756.68		2,281,756.68
296 Columbia River Basin Water Supply Rev Recovery	6,113,952.66		9,214.25	12,478.50	6,110,688.41		6,110,688.41
315 Dedicated Marijuana Fund	267,688,576.09		41,609,125.02	11,098,061.52	298,199,639.59	8,070.26	298,207,709.85
319 Public Health Supplemental	2,718,267.58		18,707.92	194,090.16	2,542,885.34	1,257.44	2,544,142.78



# RECEIPTS AND DISBURSEMENTS FOR TREASURY FUNDS

	April 1, 2020		April 2020		April 30, 2020		
	Beginning Book Balance		Plus Receipts	Less Disbursements	Ending Book Balance	Outstanding Warrants	Ending Cash Balance
<b>SPECIAL REVENUE FUNDS (Continued)</b>							
404 State Treasurer's Service	\$ 32,831,887.01	\$	1,982,992.58	\$ 713,620.44	\$ 34,101,259.15	\$ 97.11	\$ 34,101,356.26
408 Coastal Protection	1,307,069.52		1,158.09	5,128.17	1,303,099.44	.....	1,303,099.44
441 Local Government Archives	1,850,603.33		412,266.75	372,714.70	1,890,155.38	10,699.10	1,900,854.48
500 Perpetual Surveillance and Maintenance	47,911,689.49		72,206.51	.....	47,983,896.00	.....	47,983,896.00
507 Oyster Reserve Land	556,585.08		866.38	11,450.27	546,001.19	.....	546,001.19
511 Tacoma Narrows Toll Bridge	20,274,679.95		(9,646,672.12)	(2,591,288.37)	13,219,296.20	5.00	13,219,301.20
513 Derelict Vessel Removal	812,075.13		69,063.00	256,703.62	624,434.51	7,485.00	631,919.51
532 Washington Housing Trust Fund	11,160,151.85		210,830.54	271,020.62	11,099,961.77	.....	11,099,961.77
535 Alaskan Way Viaduct Replacement Project	(35,085,364.37)		(1,741,086.24)	2,435,900.12	(39,262,350.73)	27,648.00	(39,234,702.73)
549 Election	13,559,589.48		8,322,458.76	168,929.71	21,713,118.53	.....	21,713,118.53
550 Transportation 2003	(22,119,037.51)		(802,459.18)	253,480.08	(23,174,976.77)	6,373.97	(23,168,602.80)
562 Skilled Nursing Facility Safety Net Trust	4,315,085.08		6,043.47	(1,920,246.60)	6,241,375.15	.....	6,241,375.15
564 Water Pollution Control Revolving Administration	5,665,215.71		165,557.71	157,108.57	5,673,664.85	.....	5,673,664.85
565 Yakima Integrated Plan Implementation Revenue Recovery	.....		.....	.....	.....	.....	.....
566 Community Forest Trust	151,000.39		221.01	(1,774.54)	152,995.94	.....	152,995.94
571 Multiuse Roadway Safety	508,758.77		16,739.79	.....	525,498.56	.....	525,498.56
595 I-405 and SR-167 Express Toll Lanes	68,222,060.28		(2,452,730.43)	367,315.96	65,402,013.89	1,155.00	65,403,168.89
600 Department of Retirement Systems Expense	15,278,415.68		3,735,425.65	2,824,319.80	16,189,521.53	40,544.90	16,230,066.43
689 Rural Washington Loan	3,364,718.74		5,263.34	35,240.93	3,334,741.15	.....	3,334,741.15
727 Water Pollution Control Revolving	213,564,500.29		4,947,907.94	4,420,535.10	214,091,873.13	.....	214,091,873.13
733 Capitol Campus Reserve	.....		.....	.....	.....	.....	.....
777 Prostitution Prevention and Intervention	162,802.15		1,099.94	.....	163,902.09	.....	163,902.09
785 State Educational Trust Fund	6,994,410.54		27,034.37	224,877.01	6,796,567.90	33.03	6,796,600.93
818 Youth Athletic Facility	189,517.08		285.62	.....	189,802.70	.....	189,802.70
825 Tobacco Settlement	.....		.....	.....	.....	.....	.....
844 Money-Purchase Retirement Savings Administrative	.....		.....	.....	.....	.....	.....
874 OASI Revolving	110,410.03		112,486.93	22,327.69	200,569.27	26.50	200,595.77
887 Public Facilities Construction Loan Revolving	24,443,138.41		109,586.08	74,061.93	24,478,662.56	.....	24,478,662.56
888 Deferred Compensation Administrative	2,124,031.58		(58,202.28)	831,577.16	1,234,252.14	96.33	1,234,348.47
893 Radiation Perpetual Maintenance	\$354,460.02		534.19	.....	354,994.21	.....	354,994.21
<b>TOTAL SPECIAL REVENUE FUNDS</b>	<b>\$ 4,937,320,649.22</b>	<b>\$</b>	<b>349,306,098.80</b>	<b>\$ 486,627,002.19</b>	<b>\$ 4,799,999,745.83</b>	<b>\$ 17,976,543.23</b>	<b>\$ 4,817,976,289.06</b>
<b>DEBT SERVICE FUNDS</b>							
303 Highway Bond Retirement	\$ 142,450,904.08	\$	273,716,168.17	\$ 209,625,336.48	\$ 206,541,735.77	\$ .....	\$ 206,541,735.77
304 Ferry Bond Retirement	11,129,986.85		1,068,753.19	.....	12,198,740.04	.....	12,198,740.04
305 Transportation Improvement Board Bond Retirement	4,596,541.08		5,457,709.26	4,882,277.84	5,171,972.50	.....	5,171,972.50
347 Washington State University Bond Retirement	20,308,514.52		3,213,830.90	3,751,572.05	19,770,773.37	.....	19,770,773.37
348 University of Washington Bond Retirement	19,439,446.94		(9,702,714.53)	762,666.91	8,974,065.50	.....	8,974,065.50
380 Debt-Limit General Fund Bond Retirement	.....		230,395,505.16	230,375,525.23	19,979.93	.....	19,979.93

# RECEIPTS AND DISBURSEMENTS FOR TREASURY FUNDS

	April 1, 2020	April 2020		April 30, 2020		
	Beginning Book Balance	Plus Receipts	Less Disbursements	Ending Book Balance	Outstanding Warrants	Ending Cash Balance
<b>DEBT SERVICE FUNDS (Continued)</b>						
381 Debt-Limit Reimbursable Bond Retirement	\$ .....	\$ .....	\$ .....	\$ .....	\$ .....	\$ .....
382 Nondebt-Limit General Fund Bond Retirement	.....	.....	.....	.....	.....	.....
383 Nondebt-Limit Reimbursable Bond Retirement	.....	23,941,378.10	23,921,480.88	19,897.22	.....	19,897.22
384 Nondebt-Limit Proprietary Appropriated Bond Retirement	.....	.....	.....	.....	.....	.....
385 Nondebt-Limit Proprietary Nonappropriated Bond Retirement	.....	.....	.....	.....	.....	.....
386 Nondebt-Limit Revenue Bond Retirement	.....	.....	.....	.....	.....	.....
389 Toll Facility Bond Retirement	\$30,701,851.96	4,702,800.93	.....	35,404,652.89	.....	35,404,652.89
<b>TOTAL DEBT SERVICE FUNDS</b>	<b>\$ 228,627,245.43</b>	<b>\$ 532,793,431.18</b>	<b>\$ 473,318,859.39</b>	<b>\$ 288,101,817.22</b>	<b>\$ .....</b>	<b>\$ 288,101,817.22</b>
<b>CAPITAL PROJECTS FUNDS</b>						
01L Higher Education Construction	\$ .....	\$ .....	\$ .....	\$ .....	\$ .....	\$ .....
036 Capitol Building Construction	5,527,710.14	8,936.39	(131,416.41)	5,668,062.94	.....	5,668,062.94
056 State Higher Education Construction	2,441.23	3.68	.....	2,444.91	.....	2,444.91
057 State Building Construction	418,814,637.88	295,837.73	87,995,170.95	331,115,304.66	9,567,133.85	340,682,438.51
060 Community and Technical College Capital Projects	10,405,597.62	2,914,455.82	2,373,083.57	10,946,969.87	.....	10,946,969.87
061 Eastern Washington University Capital Projects	4,827,637.31	1,471,651.28	185,671.59	6,113,617.00	.....	6,113,617.00
062 Washington State University Building	2,222,203.14	4,379.56	1,504,414.62	722,168.08	.....	722,168.08
063 Central Washington University Capital Projects	5,507,019.31	441,446.37	(4.14)	5,948,469.82	.....	5,948,469.82
064 University of Washington Building	6,082,447.43	15,048,464.28	2,939,633.75	18,191,277.96	.....	18,191,277.96
065 Western Washington University Capital Projects	7,847,392.51	1,823,052.40	446,853.38	9,223,591.53	.....	9,223,591.53
066 The Evergreen State College Capital Projects	1,730,028.84	437,705.24	(4.14)	2,167,738.22	.....	2,167,738.22
075 State Social and Health Services Construction	9,396.39	.....	.....	9,396.39	.....	9,396.39
18B Columbia River Basin Tax Bond Water Supply Development	1,236,730.46	1,863.85	.....	1,238,594.31	.....	1,238,594.31
245 Public Safety Reimbursable Bond	4.12	.....	.....	4.12	.....	4.12
246 Community and Technical College Forest Reserve	4,951,477.40	.....	.....	4,951,477.40	.....	4,951,477.40
289 Thurston County Capital Facilities	5,750,660.53	371,012.04	934,584.32	5,187,088.25	.....	5,187,088.25
357 Gardner-Evans Higher Education Construction	45,698.05	.....	.....	45,698.05	.....	45,698.05
364 Military Department Capital	1,824,599.55	.....	.....	1,824,599.55	.....	1,824,599.55
367 Chehalis Basin Taxable	.....	.....	.....	.....	.....	.....
<b>TOTAL CAPITAL PROJECTS FUNDS</b>	<b>\$ 476,785,681.91</b>	<b>\$ 22,818,808.64</b>	<b>\$ 96,247,987.49</b>	<b>\$ 403,356,503.06</b>	<b>\$ 9,567,133.85</b>	<b>\$ 412,923,636.91</b>
<b>PERMANENT FUNDS</b>						
04B Natural Resources Real Property Replacement	\$ 6,163,351.41	\$ 9,487.39	\$ .....	\$ 6,172,838.80	\$ .....	\$ 6,172,838.80
601 Agricultural Permanent	70,983.11	.....	(8,330.94)	79,314.05	.....	79,314.05
603 Millersylvania Park Trust	5,686.42	8.57	.....	5,694.99	.....	5,694.99
604 Normal School Permanent	77,511.14	.....	(201,962.88)	279,474.02	.....	279,474.02
605 Permanent Common School	41,700.67	.....	(6,442.39)	48,143.06	.....	48,143.06
606 Scientific Permanent	417,033.05	.....	(36,323.25)	453,356.30	.....	453,356.30
607 State University Permanent	151,035.22	.....	(0.02)	151,035.24	.....	151,035.24

# RECEIPTS AND DISBURSEMENTS FOR TREASURY FUNDS

		April 1, 2020	April 2020		April 30, 2020		
		Beginning Book Balance	Plus Receipts	Less Disbursements	Ending Book Balance	Outstanding Warrants	Ending Cash Balance
<b>PERMANENT FUNDS (Continued)</b>							
851	Developmental Disabilities Community Trust	\$ 3,651,590.43	\$ 5,503.22	\$ .....	\$ 3,657,093.65	\$ .....	\$ 3,657,093.65
<b>TOTAL PERMANENT FUNDS</b>		<b>\$ 10,578,891.45</b>	<b>\$ 14,999.18</b>	<b>\$ (253,059.48)</b>	<b>\$ 10,846,950.11</b>	<b>\$ .....</b>	<b>\$ 10,846,950.11</b>
<b>ENTERPRISE FUNDS</b>							
12V	PEBB Medical Benefits Admin	\$ .....	\$ .....	\$ .....	\$ .....	\$ .....	\$ .....
401	Correctional Industries	3,636,823.31	9,432,201.25	10,343,912.69	2,725,111.87	194,431.72	2,919,543.59
407	Secretary of State's Revolving	7,811,566.34	783,546.89	888,023.50	7,707,089.73	.....	7,707,089.73
418	State Health Care Authority Administrative	1,482,465.32	1,155,459.40	1,168,246.92	1,469,677.80	1,342.59	1,471,020.39
492	School Employees' Insurance Administrative	8,030,475.49	30,613.47	1,539,893.11	6,521,195.85	1,276.38	6,522,472.23
578	Lottery Administrative	1,050,226.00	1,254,631.03	1,244,460.68	1,060,396.35	3,180.00	1,063,576.35
608	Accident	1,424,334.37	152,813,010.02	131,835,943.76	22,401,400.63	10,860,415.66	33,261,816.29
609	Medical Aid	4,908,103.43	134,365,989.21	125,432,100.24	13,841,992.40	3,216,806.17	17,058,798.57
610	Accident Reserve	2,550,064.05	63,337,904.47	65,794,357.01	93,611.51	747,480.71	841,092.22
881	Supplemental Pension	356,204.92	97,923,416.14	89,588,047.30	8,691,573.76	1,795,871.15	10,487,444.91
883	Second Injury	\$50,910,273.88	4,787,335.59	158,566.39	55,539,043.08	38,171.68	55,577,214.76
<b>TOTAL ENTERPRISE FUNDS</b>		<b>\$ 82,160,537.11</b>	<b>\$ 465,884,107.47</b>	<b>\$ 427,993,551.60</b>	<b>\$ 120,051,092.98</b>	<b>\$ 16,858,976.06</b>	<b>\$ 136,910,069.04</b>
<b>INTERNAL SERVICE FUNDS</b>							
006	Public Records Efficiency, Preservation & Access	\$ 2,034,575.77	\$ 452,432.49	\$ 456,263.00	\$ 2,030,745.26	\$ 4,555.50	\$ 2,035,300.76
405	Legal Services Revolving	10,927,340.82	9,847,533.97	12,944,840.32	7,830,034.47	129,834.06	7,959,868.53
410	Transportation Equipment	16,961,006.30	385,340.49	(1,626,120.37)	18,972,467.16	159,359.69	19,131,826.85
415	Personnel Service	7,150,467.74	2,911,600.33	561,516.03	9,500,552.04	7,965.77	9,508,517.81
455	Higher Education Personnel Service	417,916.05	43,037.00	51,176.74	409,776.31	1,156.54	410,932.85
468	OFM Central Service	1,610,321.77	1,263,849.88	837,290.76	2,036,880.89	.....	2,036,880.89
483	Auditing Services Revolving	(1,231,116.67)	1,026,870.27	640,053.52	(844,299.92)	51.27	(844,248.65)
484	Administrative Hearings Revolving	(\$1,297,590.13)	1,353,604.14	1,872,067.70	(1,816,053.69)	.....	(1,816,053.69)
<b>TOTAL INTERNAL SERVICE FUNDS</b>		<b>\$ 36,572,921.65</b>	<b>\$ 17,284,268.57</b>	<b>\$ 15,737,087.70</b>	<b>\$ 38,120,102.52</b>	<b>\$ 302,922.83</b>	<b>\$ 38,423,025.35</b>
<b>PENSION TRUST FUNDS</b>							
614	Volunteer Firefighters' Relief and Pension Principal	\$ 13,466,360.41	\$ 542,079.44	\$ 1,086,617.06	\$ 12,921,822.79	\$ 114,914.50	\$ 13,036,737.29
615	State Patrol - Plan 1	858,842.06	6,797,747.95	6,737,649.18	918,940.83	60,857.10	979,797.93
616	Judges' Retirement	1,087,329.06	101,667.90	21,402.43	1,167,594.53	.....	1,167,594.53
630	State Patrol - Plan 2	435,030.59	1,707,338.91	1,671,045.62	471,323.88	.....	471,323.88
631	Public Employees' Retirement System Plan 1	8,920,635.45	160,003,525.83	160,074,170.69	8,849,990.59	1,308,482.84	10,158,473.43
632	Teachers' Retirement System Plan 1	6,690,619.02	117,190,704.31	117,221,865.89	6,659,457.44	886,956.49	7,546,413.93
633	School Employees' Retirement System Combined Plan 2 & 3	5,572,874.66	57,940,395.89	57,964,191.17	5,549,079.38	298,884.50	5,847,963.88
635	Public Safety Employees Retirement System Plan 2	229,428.28	7,720,604.87	7,702,768.67	247,264.48	53,074.23	300,338.71
641	Public Employees' Retirement System Combined Plan 2 & 3	11,834,286.63	279,239,679.47	278,336,671.23	12,737,294.87	1,178,806.25	13,916,101.12
642	Teachers' Retirement System Combined Plan 2 and 3	16,699,227.92	161,695,453.48	161,974,227.37	16,420,454.03	195,188.85	16,615,642.88
661	Higher Ed Retirement Plan Supplemental Benefit-UW	.....	.....	.....	.....	.....	.....

# RECEIPTS AND DISBURSEMENTS FOR TREASURY FUNDS

	April 1, 2020	April 2020		April 30, 2020		
	Beginning Book Balance	Plus Receipts	Less Disbursements	Ending Book Balance	Outstanding Warrants	Ending Cash Balance
<b>PENSION TRUST FUNDS (Continued)</b>						
662 Higher Ed Retirement Plan Supplemental Benefit -WSU	\$ .....	\$ .....	\$ .....	\$ .....	\$ .....	\$ .....
663 Higher Ed Retirement Plan Supplemental Benefit-EWU	.....	.....	.....	.....	.....	.....
664 Higher Ed Retirement Plan Supplemental Benefit-CWU	.....	.....	.....	.....	.....	.....
665 Higher Ed Retirement Plan Supplemental Benefit-TESC	.....	.....	.....	.....	.....	.....
667 Higher Ed Retirement Plan Supplemental Benefit-WWU	.....	.....	.....	.....	.....	.....
668 Higher Ed Retirement Plan Supplemental Benefit -SBCTC	.....	.....	.....	.....	.....	.....
722 Deferred Compensation Principal	3,665,373.82	43,969,412.49	44,767,171.28	2,867,615.03	2,341.47	2,869,956.50
729 Judicial Retirement Principal	9,951.32	187,574.67	187,559.63	9,966.36	.....	9,966.36
819 LEOFF Plan 1 Retirement	2,705,497.51	31,879,610.36	31,736,925.14	2,848,182.73	452,786.86	3,300,969.59
829 LEOFF Plan 2 Retirement	3,980,105.69	62,950,318.00	62,869,141.62	4,061,282.07	116,932.49	4,178,214.56
882 Washington Judicial Retirement System	\$8,540,802.64	1,969,312.94	645,785.70	9,864,329.88	.....	9,864,329.88
<b>TOTAL PENSION TRUST FUNDS</b>	<b>\$ 84,696,365.06</b>	<b>\$ 933,895,426.51</b>	<b>\$ 932,997,192.68</b>	<b>\$ 85,594,598.89</b>	<b>\$ 4,669,225.58</b>	<b>\$ 90,263,824.47</b>
<b>AGENCY FUNDS</b>						
01P Suspense	\$ 48,426,599.90	\$ 1,639,265,906.79	\$ 1,608,910,625.91	\$ 78,781,880.78	\$ 26,655.28	\$ 78,808,536.06
01R Undistributed Receipts	14,874.04	116,453.33	.....	131,327.37	.....	131,327.37
01T Local Leasehold Excise Tax	548,489.84	.....	(1,937,017.26)	2,485,507.10	.....	2,485,507.10
034 Local Sales and Use Tax	.....	.....	.....	.....	.....	.....
035 State Payroll Revolving	30,468,209.22	544,459,366.71	557,695,743.49	17,231,832.44	1,852,178.89	19,084,011.33
768 Local Real Estate Excise Tax	.....	.....	.....	.....	.....	.....
795 State Investment Board Commingled Monthly Bond	.....	.....	.....	.....	.....	.....
847 Separately Managed State Agency Investment	.....	.....	.....	.....	.....	.....
865 State Investment Board Commingled Trust	.....	.....	.....	.....	.....	.....
877 OASI Contribution	.....	.....	.....	.....	.....	.....
<b>TOTAL AGENCY FUNDS</b>	<b>\$ 79,458,173.00</b>	<b>\$ 2,183,841,726.83</b>	<b>\$ 2,164,669,352.14</b>	<b>\$ 98,630,547.69</b>	<b>\$ 1,878,834.17</b>	<b>\$ 100,509,381.86</b>
<b>TOTAL TREASURY FUNDS</b>	<b>\$ \$6,212,246,215.11</b>	<b>\$ 9,639,899,486.11</b>	<b>\$ 8,188,394,555.66</b>	<b>\$ 7,663,751,145.56</b>	<b>\$ 84,472,263.91</b>	<b>\$ 7,748,223,409.47</b>

# RECEIPTS AND DISBURSEMENTS FOR TREASURER'S TRUST FUNDS

	April 1, 2020	April 2020		April 30, 2020		
	Beginning Book Balance	Plus Receipts	Less Disbursements	Ending Book Balance	Outstanding Warrants	Ending Cash Balance
<b>GENERAL FUND</b>						
06N Local Tax Administration	\$ .....	\$ .....	\$ .....	\$ .....	\$ .....	\$ .....
07F Commercial Fisheries Buyback	.....	.....	.....	.....	.....	.....
08B Foster Care Endowed Scholarship Trust	16,195.83	24.41	.....	16,220.24	.....	16,220.24
08E Individual Development Account Program	2,026.46	4,347.06	.....	6,373.52	.....	6,373.52
08N State Financial Aid	28,102,204.53	37,631,630.39	49,775,227.30	15,958,607.62	10,108.53	15,968,716.15
08T Transportation Innovative Partnership	.....	.....	.....	.....	.....	.....
10V Invasive Species Council	.....	.....	.....	.....	.....	.....
11M Poet Laureate	115.55	.....	.....	115.55	.....	115.55
11R Hospital Infection Control Grant	.....	.....	.....	.....	.....	.....
12L Outdoor Education and Recreation Prog	777,112.75	.....	.....	777,112.75	.....	777,112.75
12P Geoduck Aquaculture Research	213,827.04	.....	34,890.64	178,936.40	.....	178,936.40
131 Fair	1,881,817.15	3,278.41	1,615,385.38	269,710.18	106,577.00	376,287.18
14N Legislative Oral History	45,650.20	.....	.....	45,650.20	.....	45,650.20
14P Skeletal Human Remains Assistance	290,642.30	.....	.....	290,642.30	.....	290,642.30
15B Food Animal Vet Scholarship	.....	.....	.....	.....	.....	.....
15N Business Assistance	.....	.....	.....	.....	.....	.....
16F Washington State Flag	.....	.....	.....	.....	.....	.....
16K Mortgage Recovery	.....	.....	.....	.....	.....	.....
16R Multiagency Permitting Team	96,693.33	325.72	.....	97,019.05	.....	97,019.05
17R Aerospace Training Student Loan	235,641.53	10,169.84	7,914.42	237,896.95	.....	237,896.95
18C Native Education Public-Private Partnership	.....	.....	.....	.....	.....	.....
18F High School Completion	.....	.....	.....	.....	.....	.....
18G Opportunity Scholarship Match Transfer	5,043,332.46	.....	.....	5,043,332.46	.....	5,043,332.46
18K 24/7 Sobriety	17,321.50	993.05	.....	18,314.55	.....	18,314.55
18V Science, Technology, Engineering and Math Education Lighthouse	.....	.....	.....	.....	.....	.....
19J Universal Communications Services	4,358,082.50	.....	10,735.59	4,347,346.91	.....	4,347,346.91
20L Early Start	.....	.....	.....	.....	.....	.....
21J Gina Grant Bull Memorial Legislative Page Scholarship	51,769.30	78.81	.....	51,848.11	350.00	52,198.11
21K Skilled Worker Awareness Grant Program	95,810.45	.....	15,760.10	80,050.35	.....	80,050.35
21L Low-Income Home Rehab Revolving Loan Program	38,043.00	51.82	.....	38,094.82	.....	38,094.82
21T Suicide-Safer Homes Project	25,000.01	.....	.....	25,000.01	.....	25,000.01
22A State Agency Office Relocation Pool	7,246,229.30	.....	.....	7,246,229.30	.....	7,246,229.30
22B Highway Worker Memorial Scholarship	.....	.....	.....	.....	.....	.....
22S Landlord Mitigation Program	625,601.53	152,095.04	301,392.83	476,303.74	46,363.18	522,666.92
22V Medical Student Loan	491,479.24	.....	.....	491,479.24	.....	491,479.24
23B Rural Jobs Program Match Transfer	.....	.....	.....	.....	.....	.....
23E Washington History Day	65,436.23	16,078.65	1.00	81,513.88	.....	81,513.88
23F Open Educational Resources	.....	.....	.....	.....	.....	.....
23L Indian Health Improvement Reinvestment	.....	.....	.....	.....	.....	.....

# RECEIPTS AND DISBURSEMENTS FOR TREASURER'S TRUST FUNDS

	April 1, 2020		April 2020		April 30, 2020		
	Beginning Book Balance		Plus Receipts	Less Disbursements	Ending Book Balance	Outstanding Warrants	Ending Cash Balance
<b>GENERAL FUND (Continued)</b>							
24A Behavioral Health Loan Repayment Program	\$ 1,000,000.00	\$ .....	\$ .....	\$ .....	\$ 1,000,000.00	\$ .....	\$ 1,000,000.00
24F Veterans Service Officer	.....	.....	.....	.....	.....	.....	.....
24W Undocumented Student Support Loan Match	.....	.....	.....	.....	.....	.....	.....
290 Savings Incentive	2,096,090.70	.....	.....	134,135.01	1,961,955.69	.....	1,961,955.69
447 Information Technology Investment Revolving	38,087,987.12	.....	.....	1,785,249.09	36,302,738.03	.....	36,302,738.03
490 Regional Transportation Investment District	.....	.....	.....	.....	.....	.....	.....
514 Agricultural Conservation Easements	.....	.....	.....	.....	.....	.....	.....
534 Washington Graduate Fellowship Trust	489.80	.....	.....	.....	489.80	.....	489.80
551 Washington Youth and Families	124,634.31	.....	.....	.....	124,634.31	.....	124,634.31
552 Conservation Assistance Revolving	438,326.45	.....	10,917.00	8,515.00	440,728.45	.....	440,728.45
646 Higher Ed Retirement Plan Supplemental Benefit	16,326.84	.....	1,294,709.31	1,290,647.00	20,389.15	.....	20,389.15
653 Washington Distinguished Professorship Trust	.....	.....	.....	.....	.....	.....	.....
703 COVID-19 Unemployment	25,000,000.00	.....	.....	.....	25,000,000.00	.....	25,000,000.00
743 College Faculty Awards Trust	186.14	.....	.....	.....	186.14	.....	186.14
747 Health Professional Loan Repayment & Scholarship Program	7,442,134.86	.....	1,751,094.20	1,071,528.46	8,121,700.60	21,250.00	8,142,950.60
748 Higher Education Coord. Board for Innovation and Quality	.....	.....	.....	.....	.....	.....	.....
781 Cross-State Trail	473.10	.....	.....	.....	473.10	.....	473.10
793 Health Insurance Pool	.....	.....	.....	.....	.....	.....	.....
817 Stadium and Exhibition Center Construction	.....	.....	.....	.....	.....	.....	.....
835 Four Year Student Child Care in Higher Education	\$55,545.33	.....	.....	5,027.00	50,518.33	.....	50,518.33
<b>TOTAL GENERAL FUND</b>	<b>\$ 123,982,226.84</b>	<b>\$ 40,875,793.71</b>	<b>\$ 56,056,408.82</b>	<b>\$ 108,801,611.73</b>	<b>\$ 184,648.71</b>	<b>\$ 108,986,260.44</b>	
<b>SPECIAL REVENUE FUNDS</b>							
01F Crime Victims' Compensation	\$ 561,846.76	\$ 85,330.07	\$ 496,135.36	\$ 151,041.47	\$ 54,767.66	\$ 205,809.13	
03K Industrial Insurance Premium Refund	5,573,699.88	18,584.38	70,445.23	5,521,839.03	28.33	5,521,867.36	
04F Real Estate Education Program	694,216.75	5,223.07	.....	699,439.82	.....	699,439.82	
06H Oral History, State Library, and Archives	35,361.79	24.00	16,445.69	18,940.10	.....	18,940.10	
06J Securities Prosecution	621,753.66	325.00	.....	622,078.66	.....	622,078.66	
07A Mortgage Lending Fraud Prosecution	105,425.33	136,291.45	.....	241,716.78	35,109.00	276,825.78	
07B Organ and Tissue Donation Awareness	181,870.69	49,153.50	66,595.26	164,428.93	66,595.26	231,024.19	
07E Contract Harvesting Revolving	9,759,624.14	14,243.17	(747,242.54)	10,521,109.85	107,487.04	10,628,596.89	
07J "Helping Kids Speak"	3,509.35	2,013.67	2,359.01	3,164.01	.....	3,164.01	
07K Special License Plate Applicant Trust	12,206.00	.....	.....	12,206.00	.....	12,206.00	
07L Legislative International Trade	77.33	.....	.....	77.33	.....	77.33	
07N Produce Railcar Pool	50.10	0.07	.....	50.17	.....	50.17	
07T Commemorative Works	3,425.74	5.16	.....	3,430.90	.....	3,430.90	
07V Fish and Wildlife Enforcement Reward	572,850.28	5,791.96	16,153.36	562,488.88	.....	562,488.88	
08C Gonzaga University Alumni Association	6,284.70	3,660.99	4,116.00	5,829.69	.....	5,829.69	
08F Lighthouse Environmental Programs	13,080.64	6,887.99	7,917.00	12,051.63	.....	12,051.63	
08G Flexible Spending Administrative	2,479,166.55	9,220.74	92,175.92	2,396,211.37	.....	2,396,211.37	

# RECEIPTS AND DISBURSEMENTS FOR TREASURER'S TRUST FUNDS

	April 1, 2020		April 2020		April 30, 2020		
	Beginning Book Balance		Plus Receipts	Less Disbursements	Ending Book Balance	Outstanding Warrants	Ending Cash Balance
<b>SPECIAL REVENUE FUNDS (Continued)</b>							
08J Prescription Drug Consortium	\$ 42,947.77	\$ .....	\$ .....	\$ .....	\$ 42,947.77	\$ .....	\$ 42,947.77
08L "Ski & Ride Washington"	3,052.22		2,310.00	2,426.66	2,935.56		2,935.56
08P State Parks Education and Enhancement	406,877.08		11,862.66	10,767.98	407,971.76		407,971.76
08V Veterans Stewardship	1,078,699.87		48,644.67	77,322.26	1,050,022.28	468.99	1,050,491.27
08W "Washington's National Park Fund"	25,029.58		16,942.35	19,882.34	22,089.59		22,089.59
098 Eastern Washington Pheasant Enhancement	341,017.18		26,225.55	3,210.24	364,032.49	2.36	364,034.85
09A We Love Our Pets	12,753.91		3,990.00	5,049.34	11,694.57		11,694.57
09B Boating Safety Education Certification	537,829.76		17,985.34	4,214.32	551,600.78	195.00	551,795.78
09J Washington Coastal Crab Pot Buoy Tag	261,433.82		7,862.50	3,152.46	266,143.86		266,143.86
09K Life Sciences Discovery	90,084.32		135.76	5,000.00	85,220.08		85,220.08
09L Nursing Resource Center	213,476.92		46,445.00	639.01	259,282.91	90.00	259,372.91
10F "Share the Road"	18,502.37		6,118.01	7,611.33	17,009.05		17,009.05
11A Employment Training Finance	301,676.35		9,245.29	(1,310.42)	312,232.06		312,232.06
11J Electronic Products Recycling	788,661.87		400.00	17,138.09	771,923.78		771,923.78
11P Large On-Site Sewage Systems	.....	.....	.....	.....	.....	.....	.....
11V Veteran Estate Management	24,499.21		30,253.38	42,655.59	12,097.00	581.02	12,678.02
126 Agricultural Local	18,818,450.49		1,674,812.16	2,019,888.90	18,473,373.75	42,350.05	18,515,723.80
128 Grain Inspection Revolving	1,398,742.79		734,456.35	1,336,245.61	796,953.53	641.54	797,595.07
12E Assisted Living Facility Management	448,765.38	.....	.....	(6,926.85)	455,692.23	.....	455,692.23
12F Manufactured/Mobile Home Dispute Resol	2,532,015.14		35,061.75	49,510.77	2,517,566.12	.....	2,517,566.12
12G Rockfish Research	318,656.09		7,019.26	5,733.95	319,941.40	4.50	319,945.90
12H Uniformed Service Shared Leave Pool	838,486.68		612.46	7,545.39	831,553.75	.....	831,553.75
12N Get Ready For Math & Science Schlarshp	183,367.04		2,243.07	.....	185,610.11	.....	185,610.11
133 Children's Trust	451,511.75		5,626.41	(3,449.00)	460,587.16	.....	460,587.16
14E Washington State Library Operations	3,227,434.19		521,655.00	521,378.64	3,227,710.55	674.11	3,228,384.66
14W Reduced Cigarette Ignition Propensity	634,247.03		3,465.23	93.50	637,618.76	.....	637,618.76
15A Transitional Housing Oper & Rent	0.41	.....	.....	.....	0.41	.....	0.41
15T Broadband Mapping	.....	.....	.....	.....	.....	.....	.....
15V Funeral and Cemetery	576,555.61		69,405.14	99,959.02	546,001.73	176.60	546,178.33
15W Guaranteed Asset Protection Waiver	19,750.00	.....	.....	.....	19,750.00	.....	19,750.00
163 Worker and Community Right to Know	1,950,697.35		11,849.67	125,984.31	1,836,562.71	34.85	1,836,597.56
169 Horse Racing Commission Operating	707,958.33		80,839.76	144,932.32	643,865.77	38.00	643,903.77
16B Landscape Architects' License	271,733.35		16,687.68	24,569.40	263,851.63	.....	263,851.63
16E Spec Forest Products Outreach/Education	69,575.25		38.95	.....	69,614.20	.....	69,614.20
16G Universal Vaccine Purchase	12,308,858.65		5,545,184.89	7,234,304.94	10,619,738.60	.....	10,619,738.60
16L Accessible Communities	531,141.28		16,008.23	2,329.57	544,819.94	.....	544,819.94
16N Disabled Veterans Assistance	.....	.....	.....	.....	.....	.....	.....
16T Product Stewardship Programs	240,620.08	.....	.....	1,161.78	239,458.30	.....	239,458.30
17L Foreclosure Fairness	643,257.48		91,325.00	149,352.69	585,229.79	.....	585,229.79

# RECEIPTS AND DISBURSEMENTS FOR TREASURER'S TRUST FUNDS

	April 1, 2020		April 2020		April 30, 2020		
	Beginning Book Balance		Plus Receipts	Less Disbursements	Ending Book Balance	Outstanding Warrants	Ending Cash Balance
<b>SPECIAL REVENUE FUNDS (Continued)</b>							
17M Individual-Based/Portable Background Check Clearance	\$ 301,023.10	\$	10,547.62	\$ (320,827.63)	\$ 632,398.35	\$ 144.00	\$ 632,542.35
17V Volunteer Firefighters	6,542.66		3,483.66	3,439.33	6,586.99		6,586.99
180 Local Government Administrative Hearings	264,557.07		4,972.06	1,647.25	267,881.88		267,881.88
189 Clarke-McNary							
18A Investing In Innovation	34,347.09				34,347.09		34,347.09
18E Educator Certification Processing	2,395,524.93		104,110.00	192,039.38	2,307,595.55	887.00	2,308,482.55
18M Music Matters Awareness	7,084.00		4,967.67	5,096.01	6,955.66		6,955.66
18N Damage Prevention	163,471.00		1,000.00		164,471.00		164,471.00
18R Seattle Sounders FC	8,347.28		4,592.00	5,924.34	7,014.94		7,014.94
190 Forest Fire Protection Assessment	3,497,542.41		777.54	1,741,174.45	1,757,145.50	3,559.40	1,760,704.90
193 State Forest Nursery Revolving	792,791.21		151.09	345,148.73	447,793.57	150,540.15	598,333.72
195 Energy	216.79		0.32		217.11		217.11
197 Statute Law Committee Publications	837,239.37		244.88	4,467.52	833,016.73		833,016.73
198 Access Road Revolving	9,377,029.19		1,205.00	1,124,807.12	8,253,427.07	1,531.34	8,254,958.41
19B School for the Blind	2,676,345.01		81,597.41	234,908.74	2,523,033.68	634.50	2,523,668.18
19E 4-H Program	392.00		483.00	427.00	448.00		448.00
19F Seattle Seahawks	182,732.26		34,866.98	28,932.75	188,666.49		188,666.49
19H Center for Deaf/Hard of Hearing Youth	1,009,180.22		64,359.04		1,073,539.26		1,073,539.26
19M Seattle University	35,609.01		424.67		36,033.68		36,033.68
19P Child Rescue	10,469.75		757.67		11,227.42		11,227.42
19R Residential Services and Support	92,330.66				92,330.66		92,330.66
19W Wolf-Livestock Conflict	302,250.38			8,400.00	293,850.38		293,850.38
205 Mobile Home Park Relocation	2,437,079.53		55,895.76	24,277.35	2,468,697.94		2,468,697.94
206 Cost of Supervision	905,462.33		159,776.98	244,895.94	820,343.37	691.00	821,034.37
209 Regional Fisheries Enhancement Group	1,474,582.30		23,570.59	21,373.24	1,476,779.65	7.04	1,476,786.69
20A State Flower	2,671.67		1,712.67	2,104.67	2,279.67		2,279.67
20D CPA Scholarship Transfer	200,000.00				200,000.00		200,000.00
20E WA Internet Crimes Against Children	1,530,945.66			29,725.83	1,501,219.83	284.00	1,501,503.83
20G Washington Farmers and Ranchers	837.67		224.00	301.00	760.67	665.00	1,425.67
20K Licensing & Enforcement System Modernization	(4,375.68)		4,375.68				
20P Nursing Facility Quality Enhancement	2,478,875.45			(51.84)	2,478,927.29		2,478,927.29
20W Washington Tennis	6,886.76		168.00		7,054.76		7,054.76
210 Fire Protection Contractor License	677,081.90		8,150.86	48,556.05	636,676.71	375.00	637,051.71
213 Veterans' Emblem	15,598.44		84.00		15,682.44		15,682.44
214 Temporary Worker Housing	297,068.08		2,348.00	27,660.12	271,755.96		271,755.96
219 Air Operating Permit	2,841,732.77		4,682.00	99,295.47	2,747,119.30		2,747,119.30
21A Washington State Wrestling	616.01		585.67	557.68	644.00		644.00
21C Washington Sexual Assault Kit	970,574.88		1,462.72	1,224.00	970,813.60		970,813.60
21F Fred Hutch	599.67		280.00	599.67	280.00		280.00



# RECEIPTS AND DISBURSEMENTS FOR TREASURER'S TRUST FUNDS

	April 1, 2020		April 2020		April 30, 2020		
	Beginning Book Balance		Plus Receipts	Less Disbursements	Ending Book Balance	Outstanding Warrants	Ending Cash Balance
<b>SPECIAL REVENUE FUNDS (Continued)</b>							
21G Washington State Aviation	\$ 69,732.50	\$	2,055.67	\$	71,788.17	\$	71,788.17
21N NE WA Wolf-Livestock Management	398,256.95		605.59	6,094.26	392,768.28		392,768.28
21Q Forest Health Revolving	17,167,570.23		27,612.35	1,047,829.94	16,147,352.64	74.00	16,147,426.64
21U Veteran's In-State Service Shared Leave Pool	110,734.57				110,734.57		110,734.57
21W K-12 Criminal Background Check	322,163.80		9,502.50	105,445.84	226,220.46		226,220.46
225 Fingerprint Identification	4,029,692.34		614,810.00	898,402.02	3,746,100.32	964.62	3,747,064.94
22G Photovoltaic Module Recycling	12,825.24			(146.89)	12,972.13		12,972.13
22H Foster Parent Shared Leave Pool	29,932.87			5,506.00	24,426.87		24,426.87
22K Watershed Restoration Enhancement	251,800.00				251,800.00		251,800.00
22L Public Use General Aviation Airport Loan Revolving	4,907,042.66			11,179.60	4,895,863.06		4,895,863.06
22N Fish and Wildlife Federal Lands Revolving							
22P Natural Resources Federal Lands Revolving	1,302,608.63		2,098.76	58,250.27	1,246,457.12		1,246,457.12
22Q Seattle Mariners	26,728.36		2,235.33		28,963.69		28,963.69
23A Student Loan Advocate							
23C Department of Licensing Tuition Recovery	61,684.44		410.71		62,095.15		62,095.15
23D Student Achievement Council Tuition Recovery Trust							
23K Smoke Detection Device Awareness	36,533.32				36,533.32		36,533.32
23M County Road Administration Board Emergency Loan	1,006,972.98		1,517.58	500,000.00	508,490.56		508,490.56
23U Compostable Products Revolving							
24C San Juan Islands Programs	12,758.68		896.00		13,654.68		13,654.68
24D Seattle Storm	1,120.00		28.00		1,148.00		1,148.00
24E Washington State Library-Archives Building	2,337,762.34		360,646.87		2,698,409.21		2,698,409.21
24G Hemp Regulatory	293,447.97		19,862.69	(256.80)	313,567.46		313,567.46
24S Seattle NHL Hockey							
24T State Firearms Background Check System							
259 Coastal Crab	110,949.77		120.00	3,225.37	107,844.40		107,844.40
25A Washington Apples							
274 Adult Family Home	879,829.61			(9,622.35)	889,451.96		889,451.96
281 Impaired Driving Safety	477,152.33		58,590.00	402,750.00	132,992.33		132,992.33
283 Juvenile Accountability Incentive	307,924.18		464.06		308,388.24		308,388.24
294 Sea Cucumber Dive Fishery	(3,016.23)				(3,016.23)		(3,016.23)
295 Sea Urchin Dive Fishery	(8.23)				(8.23)		(8.23)
297 Pipeline Safety	3,260,789.21		842,215.52	213,878.62	3,889,126.11		3,889,126.11
298 Geologists'	306,986.51		19,951.55	58,302.14	268,635.92	100.00	268,735.92
300 Financial Services Regulation	26,046,831.60		1,419,096.71	2,720,532.79	24,745,395.52	4,356.63	24,749,752.15
320 Puget Sound Crab Pot Buoy Tag	83,791.89			200.00	83,591.89		83,591.89
328 Crim Justice Training Commis Firing Range Maintenance	161,426.00				161,426.00		161,426.00
416 Surplus and Donated Food Commodities Revolving	3,279,904.76		902,480.66	925,971.11	3,256,414.31	8,480.00	3,264,894.31
424 Anti-Trust Revolving	3,713,484.61		1,122,526.12	3,465,246.61	1,370,764.12	256,262.14	1,627,026.26

# RECEIPTS AND DISBURSEMENTS FOR TREASURER'S TRUST FUNDS

	April 1, 2020		April 2020		April 30, 2020		
	Beginning Book Balance		Plus Receipts	Less Disbursements	Ending Book Balance	Outstanding Warrants	Ending Cash Balance
<b>SPECIAL REVENUE FUNDS (Continued)</b>							
474 School Employees Flexible & Dependent Care Administration	\$ (46,222.90)	\$	131,451.49	\$ 67,252.55	\$ 17,976.04	\$ .....	\$ 17,976.04
480 Financial Education Public-Private Partnership	59,376.46		.....	871.87	58,504.59	.....	58,504.59
485 Horse Racing Owners' Bonus/Breeder Awards	64,189.34		12,478.47	.....	76,667.81	12,973.89	89,641.70
495 Toll Collection	17,629,653.91		17,446,453.97	8,885,638.46	26,190,469.42	47,036.95	26,237,506.37
496 Educator Conditional Scholarship	4,661,561.71		23,295.04	31,512.18	4,653,344.57	6,000.00	4,659,344.57
497 Horse Racing Commission Class C Purse Fund	83,867.59		124.22	.....	83,991.81	.....	83,991.81
498 Washington State Council of Fire Fighters Benevolent	15,603.70		9,149.00	9,405.67	15,347.03	.....	15,347.03
499 Law Enforcement Memorial	54,187.74		25,591.99	29,141.02	50,638.71	.....	50,638.71
501 Liquor Revolving	4,605,654.82		19,522,607.71	2,851,379.88	21,276,882.65	107,914.62	21,384,797.27
503 Tuition Recovery	4,133,676.50		15,062.55	8,670.64	4,140,068.41	306.00	4,140,374.41
515 DNA Data Base	327,574.62		45,712.96	34,934.96	338,352.62	572.09	338,924.71
516 Fruit and Vegetable Inspection	9,049,276.63		1,095,913.71	1,321,121.79	8,824,068.55	3,813.88	8,827,882.43
536 Federal Food Service Revolving	2,318,933.84		12,968,885.38	12,950,619.42	2,337,199.80	145,907.07	2,483,106.87
553 Performance Audits of Government	7,031,989.76		1,168,673.57	1,552,125.80	6,648,537.53	12,829.63	6,661,367.16
561 Community Technical College Innovation	1,898,991.61		839,073.84	944,143.29	1,793,922.16	.....	1,793,922.16
687 Rural Rehabilitation	117,965.90		177.78	.....	118,143.68	.....	118,143.68
688 Federal Local Rail Service Assistance	81,446.88		109.23	.....	81,556.11	.....	81,556.11
731 Child Care Facility Revolving	1,557,487.17		3,407.03	.....	1,560,894.20	.....	1,560,894.20
732 Nursing Home Civil Penalties	2,494,119.34		.....	785,512.03	1,708,607.31	3,740.00	1,712,347.31
746 Hanford Area Economic Investment	67,174.61		.....	.....	67,174.61	.....	67,174.61
749 Governor's Interagency Committee of State Employed Women	143,140.28		.....	7,462.72	135,677.56	.....	135,677.56
761 Basic Health Plan Subscription	250,744.09		.....	.....	250,744.09	.....	250,744.09
763 Center for the Improvement of Student Learning	35,600.68		.....	.....	35,600.68	.....	35,600.68
773 Commission on Higher Ed Prof Student Ex Program	51,200.00		.....	.....	51,200.00	.....	51,200.00
774 University of Washington License Plate	71,523.69		21,966.02	.....	93,489.71	.....	93,489.71
776 Washington State University License Plate	107,076.74		49,123.62	107,104.74	49,095.62	.....	49,095.62
778 Western Washington University License Plate	1,857.33		1,096.67	.....	2,954.00	.....	2,954.00
779 Eastern Washington University License Plate	65,233.78		4,022.67	.....	69,256.45	.....	69,256.45
780 School Zone Safety Account	1,436,591.40		31,150.82	1,099.01	1,466,643.21	.....	1,466,643.21
783 Central Washington University License Plate	16,228.33		991.67	.....	17,220.00	.....	17,220.00
784 Miscellaneous Transportation Programs	(4,011,444.47)		13,058,546.00	11,959,130.13	(2,912,028.60)	155,463.84	(2,756,564.76)
786 The Evergreen State College License Plate	13,156.38		408.33	.....	13,564.71	.....	13,564.71
789 Advanced Environmental Mitigation Revolving	6,583,661.41		11,898.27	.....	6,595,559.68	.....	6,595,559.68
816 Stadium and Exhibition Center	49,608,152.87		1,216,475.26	.....	50,824,628.13	.....	50,824,628.13
821 Impaired Physician	315,410.60		119,305.00	142,543.60	292,172.00	850.00	293,022.00
823 Livestock Nutrient Management	20,471.51		550.00	.....	21,021.51	.....	21,021.51
833 Developmental Disabilities Endowment Trust	3,281,522.45		345,908.89	1,152,882.81	2,474,548.53	.....	2,474,548.53
834 Capitol Furnishings Preservation Committee	19,450.32		2,700.00	.....	22,150.32	1,800.00	23,950.32
878 Federal Forest Revolving	13,994,421.23		689.19	13,994,405.77	704.65	.....	704.65

# RECEIPTS AND DISBURSEMENTS FOR TREASURER'S TRUST FUNDS

		April 1, 2020	April 2020		April 30, 2020		
		Beginning Book Balance	Plus Receipts	Less Disbursements	Ending Book Balance	Outstanding Warrants	Ending Cash Balance
<b>SPECIAL REVENUE FUNDS (Continued)</b>							
880	Advance Right-of-Way Revolving	\$ 29,236,032.71	\$ 812,883.17	\$ 505.36	\$ 30,048,410.52	\$ .....	\$ 30,048,410.52
884	Gambling Revolving	10,158,573.13	635,037.44	1,138,383.16	9,655,227.41	18,408.38	9,673,635.79
885	Plumbing Certificate	1,260,575.79	52,619.45	77,463.72	1,235,731.52	0.51	1,235,732.03
892	Pressure Systems Safety	\$489,974.87	116,057.15	165,774.56	440,257.46	1,533.21	441,790.67
<b>TOTAL SPECIAL REVENUE FUNDS</b>		<b>\$ 347,135,157.36</b>	<b>\$ 85,160,648.51</b>	<b>\$ 84,443,452.27</b>	<b>\$ 347,852,353.60</b>	<b>\$ 1,257,950.20</b>	<b>\$ 349,110,303.80</b>
<b>CAPITAL PROJECTS FUNDS</b>							
366	Watershed Restoration Enhancement Bond	\$ 4,197,479.46	\$ .....	\$ 521,864.59	\$ 3,675,614.87	\$ 12,963.69	\$ 3,688,578.56
377	Watershed Restoration Enhancement Taxable Bond	.....	.....	.....	.....	.....	.....
<b>TOTAL CAPITAL PROJECTS FUNDS</b>		<b>\$ 4,197,479.46</b>	<b>\$ .....</b>	<b>\$ 521,864.59</b>	<b>\$ 3,675,614.87</b>	<b>\$ 12,963.69</b>	<b>\$ 3,688,578.56</b>
<b>PERMANENT FUNDS</b>							
842	American Indian Scholarship Endowment	\$ 304,729.97	\$ 462.02	\$ .....	\$ 305,191.99	\$ .....	\$ 305,191.99
852	Foster Care Scholarship Endowment	\$3,818.75	5.75	.....	3,824.50	.....	3,824.50
<b>TOTAL PERMANENT FUNDS</b>		<b>\$ 308,548.72</b>	<b>\$ 467.77</b>	<b>\$ .....</b>	<b>\$ 309,016.49</b>	<b>\$ .....</b>	<b>\$ 309,016.49</b>
<b>ENTERPRISE FUNDS</b>							
22E	Family and Medical Leave Enforcement	\$ 401,554.25	\$ 241.02	\$ .....	\$ 401,795.27	\$ .....	\$ 401,795.27
22F	Family and Medical Leave Insurance	467,175,754.61	104,956,509.69	70,385,089.62	501,747,174.68	573.69	501,747,748.37
413	Municipal Revolving	908,895.73	2,887,326.91	2,544,974.87	1,251,247.77	2,000.64	1,253,248.41
438	Uniform Dental Plan Benefits Administration	548,137.93	556,835.00	530,233.60	574,739.33	.....	574,739.33
439	Uniform Medical Plan Benefits Administration	4,945,073.68	4,926,729.00	5,186,230.27	4,685,572.41	.....	4,685,572.41
442	Legislative Gift Center	120,531.36	.....	1,397.48	119,133.88	1,551.40	120,685.28
445	Self-Insured Emplr Overpymt Reimb	236,877.78	6,543.56	.....	243,421.34	.....	243,421.34
446	Industrial Insurance Rainy Day Fund	.....	.....	.....	.....	.....	.....
449	Certificates of Participation and Other Financing - Local	215,538.50	783,132.29	783,132.29	215,538.50	7,374.00	222,912.50
456	Separately Managed State Treasurer's Service	63,398.02	6,304.08	5,258.41	64,443.69	.....	64,443.69
463	Washington College Savings Program	(465,965.74)	95,012.93	86,620.84	(457,573.65)	1,452.00	(456,121.65)
470	Imaging	74,835.02	32,198.92	(24,233.01)	131,266.95	.....	131,266.95
473	School Employees Insurance Reserve	.....	294.84	.....	294.84	.....	294.84
475	School Employees Dental Benefits Administration	333,333.43	333,333.00	260,880.23	405,786.20	.....	405,786.20
477	Lottery Investment	.....	.....	.....	.....	.....	.....
493	School Employees' Insurance	(13,195,018.18)	128,251,429.85	138,795,339.91	(23,738,928.24)	316,601.40	(23,422,326.84)
494	School Employees' Benefits Board Administration	521,783.35	1,575,919.00	1,564,914.57	532,787.78	.....	532,787.78
543	Judicial Information Systems	6,654,406.88	1,525,883.87	2,490,200.99	5,690,089.76	11,866.70	5,701,956.46
544	Pollution Liability Insurance Program Trust	31,934,559.25	2,735,911.41	449,912.03	34,220,558.63	.....	34,220,558.63
545	Heating Oil Pollution Liability Trust	1,749,633.88	104,799.93	66,815.70	1,787,618.11	.....	1,787,618.11
567	Long-Term Services and Supports Trust	1,011,551.51	1,536.06	30,585.68	982,501.89	.....	982,501.89
721	Public Employees' and Retirees' Insurance	118,068,237.76	185,038,879.43	173,693,224.31	129,413,892.88	2,257,363.22	131,671,256.10
730	Public Employees' and Retirees' Insurance Reserve	194,806,268.71	293,588.87	.....	195,099,857.58	.....	195,099,857.58

# RECEIPTS AND DISBURSEMENTS FOR TREASURER'S TRUST FUNDS

	April 1, 2020	April 2020		April 30, 2020		
	Beginning Book Balance	Plus Receipts	Less Disbursements	Ending Book Balance	Outstanding Warrants	Ending Cash Balance
<b>ENTERPRISE FUNDS (Continued)</b>						
788 Advanced College Tuition Payment Program	\$ 5,910,530.30	\$ 4,401,251.14	\$ 7,961,226.53	\$ 2,350,554.91	\$ 852,655.62	\$ 3,203,210.53
<b>TOTAL ENTERPRISE FUNDS</b>	<b>\$ 822,019,918.03</b>	<b>\$ 438,513,660.80</b>	<b>\$ 404,811,804.32</b>	<b>\$ 855,721,774.51</b>	<b>\$ 3,451,438.67</b>	<b>\$ 859,173,213.18</b>
<b>INTERNAL SERVICE FUNDS</b>						
411 Natural Resources Equipment	\$ 7,357,210.74	\$ 1,918.88	\$ 604,340.61	\$ 6,754,789.01	\$ 30,044.80	\$ 6,784,833.81
421 Education Technology Revolving Fund	9,150,266.94	.....	635,975.19	8,514,291.75	.....	8,514,291.75
422 General Administration Services	36,034,714.40	12,995,441.00	26,830,302.13	22,199,853.27	494,223.28	22,694,076.55
436 OFM Labor Relations Service	1,722,567.35	489,602.06	377,589.54	1,834,579.87	.....	1,834,579.87
444 Fish & Wildlife Equipment	589,399.22	79,174.59	63,322.36	605,251.45	.....	605,251.45
453 Minority and Women's Business Enterprises	1,081,716.81	452,183.00	278,395.93	1,255,503.88	305.00	1,255,808.88
458 Consolidated Technology Services Revolving	26,386,559.16	10,120,359.11	7,649,920.78	28,856,997.49	164,754.91	29,021,752.40
461 Shared Information Technology System Revolving	.....	.....	.....	.....	.....	.....
466 Statewide Info Tech System Development Revolving	1,713,552.25	1,062,245.87	808,954.69	1,966,843.43	.....	1,966,843.43
471 State Patrol Nonappropriated Airplane Revolving	145,371.88	98,127.00	38,326.98	205,171.90	10.41	205,182.31
472 Statewide Info Tech System Maintenance & Operations Revolving	14,150,115.80	5,606,788.14	2,893,653.36	16,863,250.58	596,636.79	17,459,887.37
546 Risk Management	1,548,334.26	304,789.11	415,437.99	1,437,685.38	.....	1,437,685.38
547 Liability	(166,504,585.77)	760,843.05	16,518,752.55	(182,262,495.27)	5,740,934.26	(176,521,561.01)
739 Certificates of Participation and Other Financing - State	\$4,731,100.38	5,971,681.43	5,017,861.89	5,684,919.92	.....	5,684,919.92
<b>TOTAL INTERNAL SERVICE FUNDS</b>	<b>\$ -61,893,676.58</b>	<b>\$ 37,943,153.24</b>	<b>\$ 62,132,834.00</b>	<b>\$ -86,083,357.34</b>	<b>\$ 7,026,909.45</b>	<b>\$ (79,056,447.89)</b>
<b>PRIVATE PURPOSE FUNDS</b>						
196 Unclaimed Personal Property	\$ 928,543.41	\$ 4,821,355.90	\$ 4,922,579.15	\$ 827,320.16	\$ 4,396,447.27	\$ 5,223,767.43
738 Department of Social and Health Services Trust	53,654.52	.....	.....	53,654.52	.....	53,654.52
799 WA Achieving a Better Life Experience Program	\$3,835.86	2,479.71	.....	6,315.57	.....	6,315.57
<b>TOTAL PRIVATE PURPOSE FUNDS</b>	<b>\$ 986,033.79</b>	<b>\$ 4,823,835.61</b>	<b>\$ 4,922,579.15</b>	<b>\$ 887,290.25</b>	<b>\$ 4,396,447.27</b>	<b>\$ 5,283,737.52</b>
<b>PENSION TRUST FUNDS</b>						
838 LEOFF Retirement System Benefits Improvement	\$ 0.65	\$ .....	\$ .....	\$ 0.65	\$ .....	\$ 0.65
<b>TOTAL PENSION TRUST FUNDS</b>	<b>\$ 0.65</b>	<b>\$ .....</b>	<b>\$ .....</b>	<b>\$ 0.65</b>	<b>\$ .....</b>	<b>\$ 0.65</b>
<b>AGENCY FUNDS</b>						
165 Salary Reduction	\$ 1,804,548.89	\$ 3,156,430.22	\$ 2,894,282.12	\$ 2,066,696.99	\$ .....	\$ 2,066,696.99
16C Real Estate/Property Tax Admin Assistance	53,102.50	42,680.00	53,102.50	42,680.00	.....	42,680.00
17A County Enhanced 911 Excise Tax	6,249,628.74	.....	(304,917.79)	6,554,546.53	.....	6,554,546.53
525 Washington State Combined Fund Drive	1,211,400.99	269,398.68	(176.13)	1,480,975.80	15,666.74	1,496,642.54
660 Natural Resources Deposit	26,508,311.66	25,394,593.94	26,186,494.82	25,716,410.78	680,790.17	26,397,200.95
734 Centennial Document Preservation and Modernization	2,615,444.66	298,080.98	.....	2,913,525.64	.....	2,913,525.64
737 High Occupancy Vehicle	.....	.....	.....	.....	.....	.....
757 Maritime Historic Restoration and Preservation	5,353.28	5,788.72	.....	11,142.00	.....	11,142.00
797 Local Tourism Promotion	662,679.58	.....	298,772.20	363,907.38	.....	363,907.38

# RECEIPTS AND DISBURSEMENTS FOR TREASURER'S TRUST FUNDS

	April 1, 2020	April 2020		April 30, 2020		
	Beginning Book Balance	Plus Receipts	Less Disbursements	Ending Book Balance	Outstanding Warrants	Ending Cash Balance
<b>AGENCY FUNDS (Continued)</b>						
802 School Employees Salary Reduction	\$ (\$1,139,162.46)	\$ 1,838,933.68	\$ 1,556,021.40	\$ (856,250.18)	\$ 450.00	\$ (855,800.18)
<b>TOTAL AGENCY FUNDS</b>	<b>\$ 37,971,307.84</b>	<b>\$ 31,005,906.22</b>	<b>\$ 30,683,579.12</b>	<b>\$ 38,293,634.94</b>	<b>\$ 696,906.91</b>	<b>\$ 38,990,541.85</b>
<b>TOTAL TREASURER'S TRUST FUNDS</b>	<b>\$ \$1,274,706,996.11</b>	<b>\$ 638,323,465.86</b>	<b>\$ 643,572,522.27</b>	<b>\$ 1,269,457,939.70</b>	<b>\$ 17,027,264.90</b>	<b>\$ 1,286,485,204.60</b>

# INVESTMENT STATEMENT

## INVESTMENT STATEMENT

Fund / Account	April 1, 2020	Purchased	Maturities & Sales	Amortization	April 30, 2020
<b>Treasury &amp; Treasurer's Trust</b>					
Investments (trade date basis)	\$ 7,464,205,121.65	\$ 5,222,511,748.46	\$ 3,647,207,791.26	\$ 853,202.43	\$ 9,040,362,281.28
Reverse Repurchase Agreements	.....	.....	.....	.....	.....
Purchased Accrued Interest	741,406.65	16,302.47	305,336.64	.....	452,372.48
<b>Total Treasury &amp; Treasurer's Trust</b>	<b>\$ 7,464,946,528.30</b>	<b>\$ 5,222,528,050.93</b>	<b>\$ 3,647,513,127.90</b>	<b>\$ 853,202.43</b>	<b>\$ 9,040,814,653.76</b>
<b>Local Government Investment Pool</b>					
Investments (trade date basis)	\$ 16,927,940,244.93	\$ 30,558,582,907.70	\$ 24,242,403,000.00	\$ 10,222,749.42	\$ 23,254,342,902.05
Reverse Repurchase Agreements	.....	.....	.....	.....	.....
Purchased Accrued Interest	.....	91,286.11	.....	.....	91,286.11
<b>Total Local Government Investment Pool</b>	<b>\$ 16,927,940,244.93</b>	<b>\$ 30,558,674,193.81</b>	<b>\$ 24,242,403,000.00</b>	<b>\$ 10,222,749.42</b>	<b>\$ 23,254,434,188.16</b>
<b>Separately Managed Accounts</b>					
Investments (trade date basis)	\$ 428,981,815.73	\$ 33,736,756.15	\$ 50,725,731.82	\$ 26,820.20	\$ 412,019,660.26
Purchased Accrued Interest	237,935.68	.....	122,234.53	.....	115,701.15
<b>Total Separately Managed Accounts</b>	<b>\$ 429,219,751.41</b>	<b>\$ 33,736,756.15</b>	<b>\$ 50,847,966.35</b>	<b>\$ 26,820.20</b>	<b>\$ 412,135,361.41</b>
<b>Total All Accounts</b>	<b>\$ 24,822,106,524.64</b>	<b>\$ 35,814,939,000.89</b>	<b>\$ 27,940,764,094.25</b>	<b>\$ 11,102,772.05</b>	<b>\$ 32,707,384,203.33</b>

# INVESTMENT INTEREST INCOME AND CAPITAL GAINS

## INVESTMENT INTEREST INCOME AND CAPITAL GAINS CURRENT MONTH AND FISCAL YEAR TO DATE COMPARISON

Fund / Account	April 2020	April 2019	Fiscal Year 2020	Fiscal Year 2019
<b>Treasury &amp; Treasurer's Trust</b>				
Cash	\$ 8,702,840.86	\$ 13,916,216.34	\$ 114,496,104.34	\$ 115,817,053.66
Custody Bank Fees	(5,436.13)	(4,884.36)	(52,019.86)	(40,364.69)
Other Bank Fees	(12,424.88)	(14,775.92)	(88,124.05)	(96,497.83)
Amortization	853,202.43	2,169,667.34	12,558,000.39	13,544,938.02
Accrued Interest	166,263.33	(3,133,697.57)	(6,770,117.18)	259,611.41
Gains and Losses	3,524,556.85	(138,992.87)	9,631,065.16	44,360.16
<b>Total Treasury &amp; Treasurer's Trust</b>	<u>\$ 13,229,002.46</u>	<u>\$ 12,793,532.96</u>	<u>\$ 129,774,908.80</u>	<u>\$ 129,529,100.73</u>
<b>Local Government Investment Pool</b>				
Cash	\$ 5,144,618.24	\$ 17,148,177.64	\$ 123,597,694.20	\$ 142,041,269.28
Amortization	10,222,749.42	14,432,995.62	136,220,719.72	140,385,093.44
Accrued Interest	(2,988,946.97)	(1,476,793.63)	(12,012,376.57)	4,673,707.21
Gains and Losses	.....	181,477.54	3,862,465.77	946,174.34
<b>Total Local Government Investment Pool</b>	<u>\$ 12,378,420.69</u>	<u>\$ 30,285,857.17</u>	<u>\$ 251,668,503.12</u>	<u>\$ 288,046,244.27</u>
<b>Separately Managed Accounts</b>				
Cash	\$ 321,046.28	\$ 254,787.22	\$ 4,309,377.61	\$ 2,550,269.72
Amortization	26,820.20	97,964.52	551,435.46	1,148,933.63
Accrued Interest	298,242.75	90,897.25	636,082.15	520,311.35
Gains and Losses	56,918.52	(980.83)	353,285.28	(3,962.48)
<b>Total Separately Managed Accounts</b>	<u>\$ 703,027.75</u>	<u>\$ 442,668.16</u>	<u>\$ 5,850,180.50</u>	<u>\$ 4,215,552.22</u>
<b>Total All Accounts</b>	<u>\$ 26,310,450.90</u>	<u>\$ 43,522,058.29</u>	<u>\$ 387,293,592.42</u>	<u>\$ 421,790,897.22</u>

DUANE A. DAVIDSON  
STATE TREASURER  
PO BOX 40200  
OLYMPIA WA 98504-0200

---

