



Washington State Treasurer's Monthly Report

August 2017



DUANE A. DAVIDSON
State Treasurer

In accordance with the Americans with Disabilities Act, this publication will be made available in alternate formats upon request to the Office of the State Treasurer, Legislative Building, 2nd Floor, Olympia, Washington 98504-0200, telephone (360) 902-9000, fax (360) 902-9037 or TTY Users Call: 7-1-1.
Web Site: <http://tre.wa.gov>.

TABLE OF CONTENTS

	<i>Page</i>
State Treasurer’s Letter	1
General Fund	2
Treasury, Treasurer’s Trust and Local Government Investment Pool Flow Chart	3
Treasury & Treasurer’s Trust, Treasury and Treasurer’s Trust Charts	4
General Fund and Local Government Investment Pool Charts	5
Receipts and Disbursements for the State Treasury	6
Receipts and Disbursements for Trust Funds	16
Investment Statement & Investment Interest Income and Capital Gains	24



DUANE A. DAVIDSON,
State Treasurer

State of Washington
Office of the Treasurer
Legislative Building
P.O. Box 40200
Olympia, Washington 98504-0200

(360) 902-9000 • TTY 7-1-1
FAX (360) 902-9037
Home Page <http://tre.wa.gov>

Fellow Washingtonians,

I am pleased to report on the operations of the Office of the State Treasurer for the month of August 2017. At the close of the month, the Treasury & Treasurer's Trust book balance was \$5.4 billion with investment earnings distributed for the month of \$5.7 million.

Sincerely,

A handwritten signature in black ink that reads "Duane A. Davidson".

Duane A. Davidson
Washington State Treasurer

GENERAL FUND

GENERAL FUND CURRENT MONTH AND FISCAL YEAR TO DATE COMPARISON (In Millions)

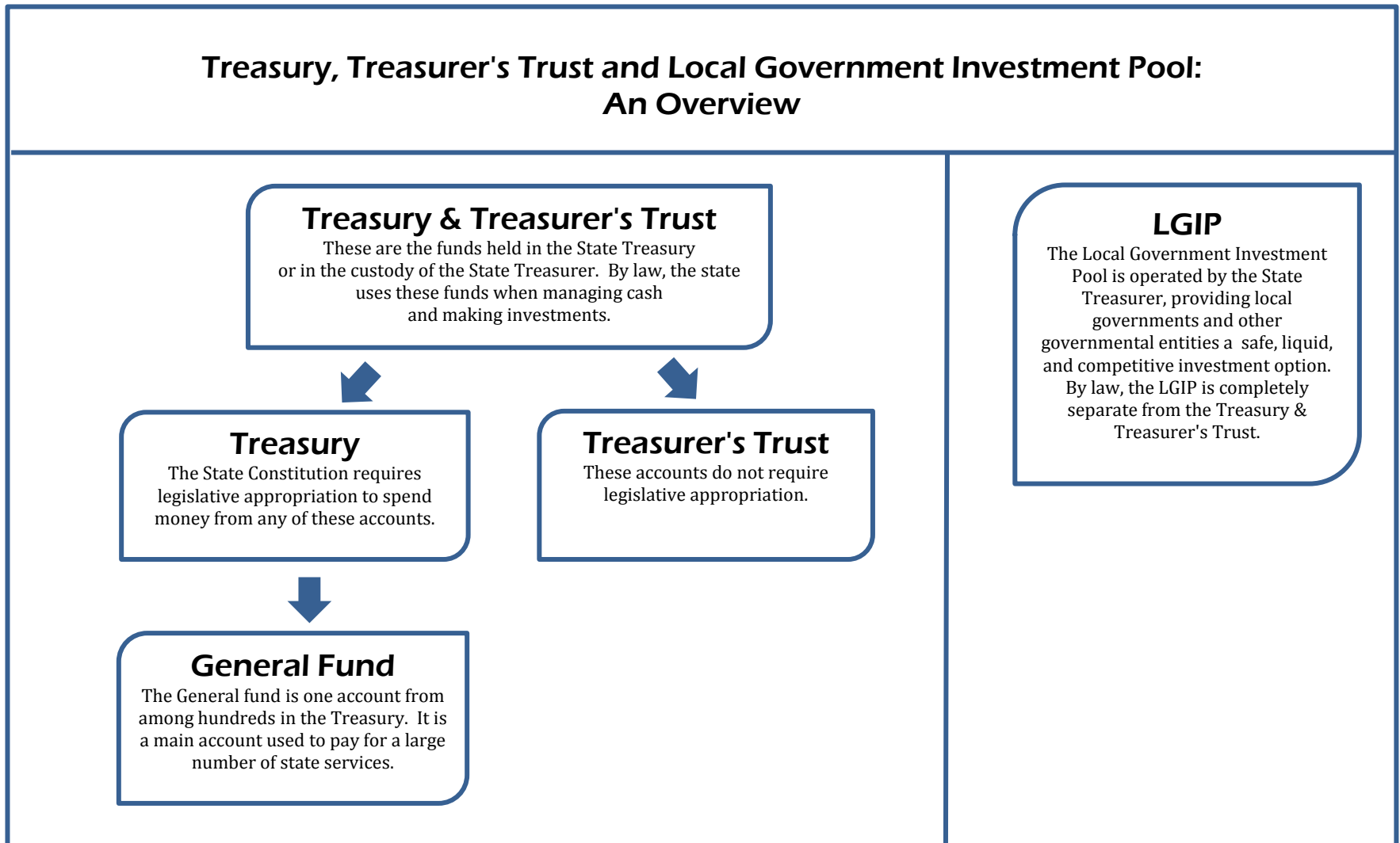
	Month of August		Fiscal Year to Date	
	2017	2016	2018	2017
Beginning Book Balance	\$ 235.138	\$ 897.965	\$ 863.390	\$ 1,614.932
Cash Revenue	1,957.321	2,178.758	4,440.695	4,483.575
Other Cash Receipts	1,010.204	568.900	2,173.087	1,754.323
Total Cash Receipts	<u>\$ 2,967.525</u>	<u>\$ 2,747.658</u>	<u>\$ 6,613.782</u>	<u>\$ 6,237.898</u>
Total Cash Disbursements	<u>\$ 3,282.903</u>	<u>\$ 2,938.071</u>	<u>\$ 7,557.412</u>	<u>\$ 7,145.278</u>
Ending Book Balance	<u>\$ (80.240)</u>	<u>\$ 707.552</u>	<u>\$ (80.240)</u>	<u>\$ 707.552</u>
Cash Revenue				
Bond Retirement & Interest	\$ (0.009)	\$ 0.000	\$ (0.167)	\$ (0.155)
Secretary of State	3.014	2.691	5.594	5.383
Department of Revenue:				
Retail Sales Tax	772.081	922.178	1,604.379	1,681.553
Business & Occupation Tax	289.959	347.894	640.781	676.452
Compensating Tax	59.650	60.904	117.811	118.773
Cigarette Tax	42.863	32.176	46.076	63.215
Public Utility Tax	25.198	33.536	57.082	65.409
Various Other Revenue	24.288	57.549	57.220	103.434
Insurance Commission	13.820	7.238	19.404	13.246
Liquor and Cannabis Board	0.337	3.368	0.449	6.471
Department of Licensing:				
Excise Tax – Other	0.020	0.018	0.037	0.031
Various Other Revenue	1.569	1.082	4.557	4.012
Department of Social & Health Services	3.452	8.959	16.677	16.806
Universities & Colleges	0.000	0.000	0.000	0.000
Treasurer's Transfers	1.889	11.206	(37.515)	(39.178)
Counties:				
Property Tax	6.994	7.607	20.075	19.149
Real Estate Excise Tax	108.931	95.750	268.541	200.644
Various Other Revenue	4.662	4.914	9.483	9.481
Federal Grants-In-Aid (All Agencies)	652.675	588.589	1,487.208	1,428.733
Revenues Distributed to Local Governments	(0.273)	(0.269)	(0.547)	(0.537)
Other Agencies' Cash Revenue	(53.799)	(6.632)	123.550	110.653
Total Cash Revenue	<u>\$ 1,957.321</u>	<u>\$ 2,178.758</u>	<u>\$ 4,440.695</u>	<u>\$ 4,483.575</u>

Source: Agency Financial Reporting System (AFRS).

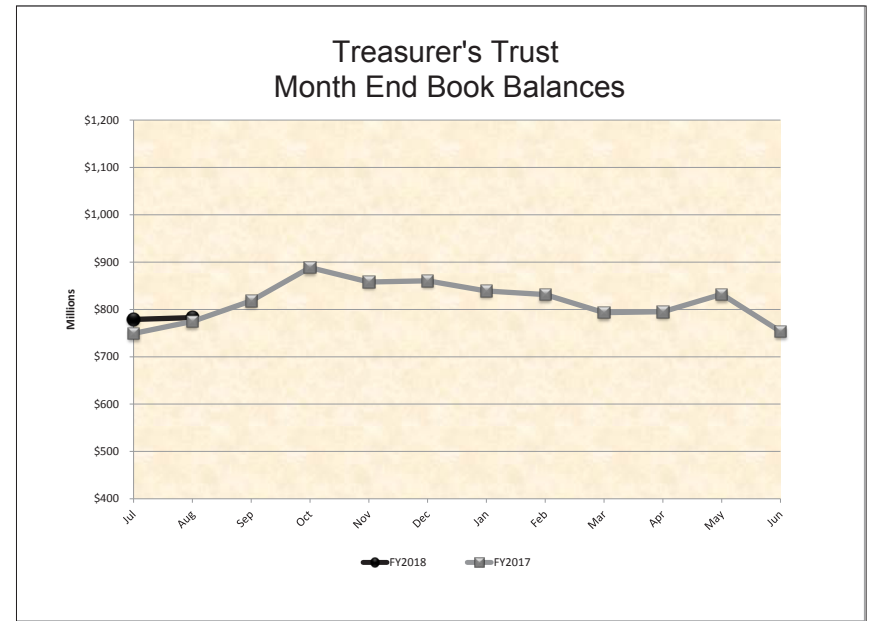
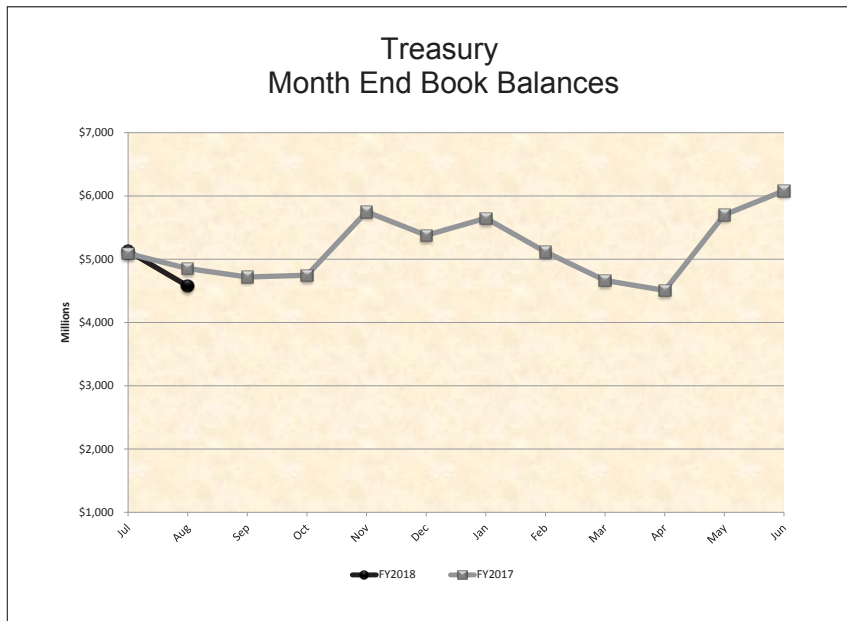
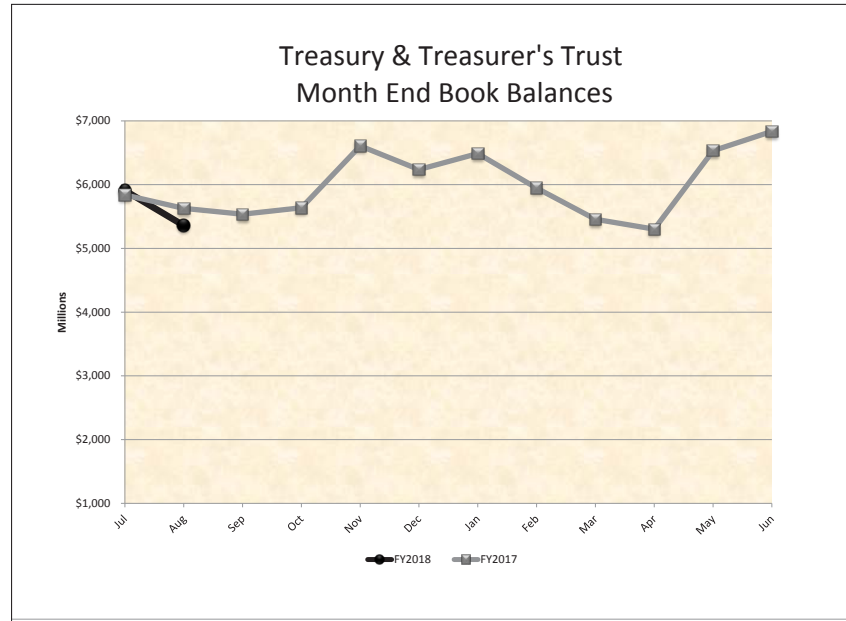
TREASURY, TREASURER'S TRUST AND LGIP FLOW CHART

The State Treasurer is charged with the cash management of public funds, which includes two categories of state funds and accounts: (1) funds and accounts located in the state treasury, which are subject to legislative appropriation; and (2) Treasurer's trust funds, which are accounts placed in the custody of the State Treasurer, and not typically subject to legislative appropriation. Funds within these accounts are comingled for investment and cash management purposes.

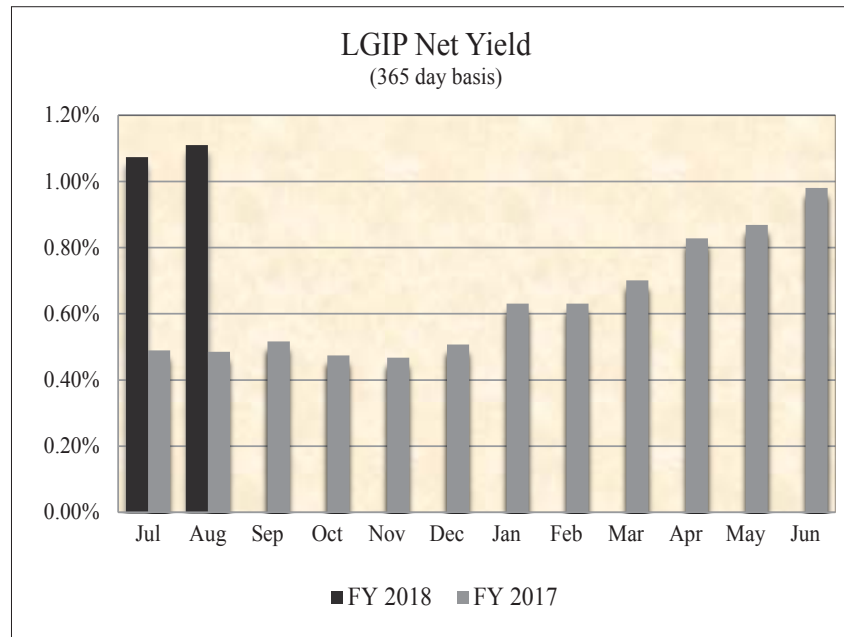
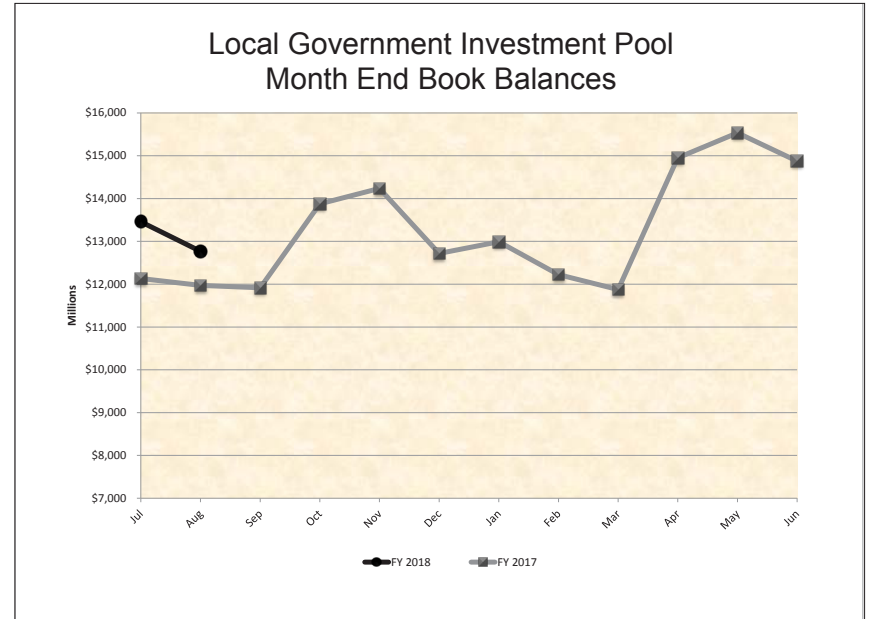
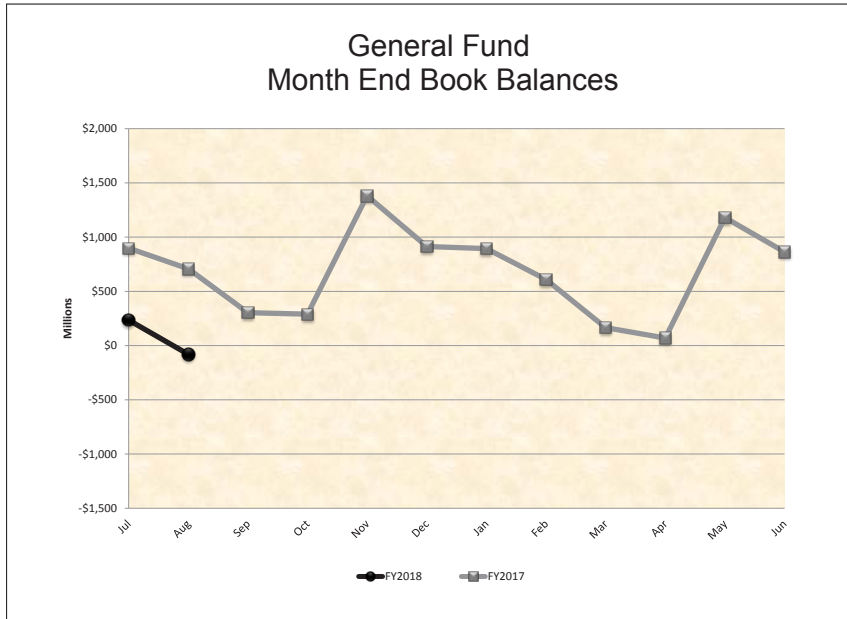
This flow chart describes the structure of the Treasury and Treasurer's Trust Accounts. Month end balances of these accounts are shown on pages 4 and 5.



TREASURY & TREASURER'S TRUST AND TREASURY AND TREASURER'S TRUST CHART



GENERAL FUND AND LOCAL GOVERNMENT INVESTMENT POOL CHARTS



RECEIPTS AND DISBURSEMENTS FOR TREASURY FUNDS

	August 1, 2017		August 2017		August 31, 2017		
	Beginning Book Balance		Plus Receipts	Less Disbursements	Ending Book Balance	Outstanding Warrants	Ending Cash Balance
GENERAL FUND							
001 General	\$ 235,138,285.25	\$	2,967,524,601.91	\$ 3,282,902,893.09	\$ (80,240,005.93)	\$ 24,015,505.46	\$ (56,224,500.47)
018 Millersylvania Park Current	5,210.50				5,210.50		5,210.50
01E Geothermal	16,418.57				16,418.57		16,418.57
01N Institutional Impact	19,144.72				19,144.72		19,144.72
02P Flood Control Assistance	2,658,733.59		(175,203.15)	39,539.46	2,443,990.98		2,443,990.98
031 State Investment Board Expense	4,084,937.58		1,948,303.01	1,773,586.55	4,259,654.04	1,662.12	4,261,316.16
032 State Emergency Water Projects Revolving	221,616.92				221,616.92		221,616.92
03A Excess Earnings							
03L County Criminal Justice Assistance	1,549,651.83		414,272.74	221,816.60	1,742,107.97	792.68	1,742,900.65
03M Municipal Criminal Justice Assistance	(327,240.08)		51,333.43	73,045.20	(348,951.85)	317.09	(348,634.76)
04L Public Health Services	6.23		0.01		6.24		6.24
051 State and Local Improvements Revolving	26,744.33				26,744.33		26,744.33
055 State & Local Improve Revolving (Waste Disp Facilities, 1980)	2,639.01				2,639.01		2,639.01
05C Criminal Justice Treatment	5,363,628.73		442.50	907,759.95	4,456,311.28		4,456,311.28
05M Tourism Development and Promotion							
070 Outdoor Recreation	(485,273.12)		2,677,300.58	2,333,676.46	(141,649.00)		(141,649.00)
072 State & Local Improve Revolving (Water Supply Facilities)	694,100.18		123,017.35	22,152.29	794,965.24		794,965.24
09C Farm and Forest	1,041,096.94				1,041,096.94		1,041,096.94
09G Riparian Protection	(21,812.93)		94,290.52	72,477.59			
09R Economic Development Strategic Reserve	1,361,622.64		(17,322.07)	122,106.29	1,222,194.28		1,222,194.28
10K Veterans Innovation Program	103,740.40				103,740.40		103,740.40
10P Columbia River Basin Water Supply Development	7,955,277.97		(2,258.76)	577,038.14	7,375,981.07		7,375,981.07
10R Energy Freedom	202,101.68		41,347.44		243,449.12		243,449.12
10T Hood Canal Aquatic Rehabilitation Bond							
11F Reinvesting in Youth	5.98				5.98		5.98
11N Heritage Barn Preservation							
11W Water Quality Capital	34,227.10				34,227.10		34,227.10
125 Site Closure	29,607,663.75		39,781.07	5,474.97	29,641,969.85	424.00	29,642,393.85
12B Green Energy Incentive							
12J Boating Activities	10,000.00				10,000.00		10,000.00
12K Puget Sound Scientific Research							
12R Independent Youth Housing							
12W Veterans Conservation Corps							
14B Budget Stabilization	1,688,112,937.82		(17,861,504.97)	199,308.81	1,670,052,124.04	336,531.17	1,670,388,655.21
14C Puget Sound Recovery							
14H Community Preservation & Development Auth	8,750.00				8,750.00		8,750.00
14L Streamlined Sales & Use Tax Mitigation	13,990,800.16				13,990,800.16		13,990,800.16
15C WA Community Tech Opportunity							
15F Local Public Safety Enhancement							
15J Building Communities							

RECEIPTS AND DISBURSEMENTS FOR TREASURY FUNDS

		August 1, 2017	August 2017		August 31, 2017		
		Beginning Book Balance	Plus Receipts	Less Disbursements	Ending Book Balance	Outstanding Warrants	Ending Cash Balance
GENERAL FUND (Continued)							
15K	Columbia River Water Delivery	\$ 16,173.66	\$	\$	\$ 16,173.66	\$	\$ 16,173.66
15R	Evergreen Job Training
16V	Water Rights Processing	63,765.90	1,063.90	64,829.80	64,829.80
177	Judicial Retirement Administrative
17C	Opportunity Express Account	62,171.42	62,171.42	62,171.42
17E	State Efficiency and Restructuring
17F	Washington Opportunity Pathways	4,484,659.57	10,379,714.65	1,621,677.49	13,242,696.73	1,826.95	13,244,523.68
17K	Basic Health Plan Stabilization
18H	Opportunity Expansion	326.64	326.64	326.64
18T	Child and Family Reinvestment	7,218,960.64	7,218,960.64	7,218,960.64
19K	Yakima Integrated Plan Implementation
19L	Charter Schools Oversight	207,662.40	36,870.79	74,329.93	170,203.26	11.24	170,214.50
19N	Diesel Idle Reduction
20C	Yakima Integrated Plan Implementation Taxable Bond
20F	Invest in Washington
20S	Behavioral Health Innovation	4,282,367.24	1,062,949.36	3,219,417.88	3,219,417.88
21B	Chehalis Basin
21D	Dairy Nutrient Infrastructure
21P	Sexual Assault Prevention and Response
21R	Child Welfare System Improvement
22C	Early Learning Facilities Revolving
22D	Early Learning Facilities Development
244	Habitat Conservation	4,545,994.29	3,031,676.45	1,514,317.84	1,514,317.84
253	Education Construction	1,195,370.21	1,078.90	285,336.00	911,113.11	911,113.11
285	Growth Management Planning and Environmental Review
291	Education Savings
355	State Taxable Building Construction	20,529,755.37	0.50	3,291,786.64	17,237,969.23	17,237,969.23
359	School Constr & Skill Ctrs Bldg	7,282.35	5,157.29	2,125.06	2,125.06
488	Special Personnel Litigation Revolving	150,000.00	(150,000.00)
489	Pension Funding Stabilization
492	School Employees' Insurance Administrative
548	LEOFF System Plan 2 Expense	76,291.53	96,080.88	108,238.32	64,134.09	549.61	64,683.70
563	Columbia River Crossing Project
828	Tobacco Prevention and Control	1,550,930.16	(15,767.67)	1,535,162.49	1,535,162.49
830	Agricultural College Trust Management	547,058.61	(183,944.86)	152,831.60	210,282.15	4,513.64	214,795.79
TOTAL GENERAL FUND		<u>\$ 2,036,313,785.74</u>	<u>\$ 2,965,023,498.70</u>	<u>\$ 3,298,884,858.48</u>	<u>\$ 1,702,452,425.96</u>	<u>\$ 24,362,133.96</u>	<u>\$ 1,726,814,559.92</u>
SPECIAL REVENUE FUNDS							
002	Hospital Data Collection	\$ 89,262.79	\$ 170.34	\$ 11,255.39	\$ 78,177.74	\$	\$ 78,177.74
003	Architects' License	881,607.68	50,056.92	33,825.55	897,839.05	739.11	898,578.16

RECEIPTS AND DISBURSEMENTS FOR TREASURY FUNDS

	August 1, 2017		August 2017		August 31, 2017		
	Beginning Book Balance		Plus Receipts	Less Disbursements	Ending Book Balance	Outstanding Warrants	Ending Cash Balance
SPECIAL REVENUE FUNDS (Continued)							
007 Winter Recreational Program	\$ 1,470,017.68		\$ 583.80	\$ 45,037.05	\$ 1,425,564.43	\$ 435.38	\$ 1,425,999.81
014 Forest Development	9,649,498.31		(408,549.82)	(8,524.48)	9,249,472.97	59,688.63	9,309,161.60
01B ORV & Non-Highway Vehicle Account	1,393,738.87		392,319.67	233,245.92	1,552,812.62	1,525.03	1,554,337.65
01M Snowmobile	3,470,127.09		16,213.74	45,836.40	3,440,504.43	275.37	3,440,779.80
024 Professional Engineers'	1,785,205.12		142,152.49	145,525.89	1,781,831.72	1,557.19	1,783,388.91
026 Real Estate Commission	3,868,966.66		250,264.70	474,695.97	3,644,535.39	5,429.29	3,649,964.68
027 Reclamation	3,579,813.94		621,078.33	261,985.45	3,938,906.82	235.00	3,939,141.82
02A Surveys and Maps	1,092,819.48		58,031.17	49,757.64	1,101,093.01	786.61	1,101,879.62
02G Health Professions	14,492,823.89		5,462,638.29	5,836,682.45	14,118,779.73	45,960.68	14,164,740.41
02H Business Enterprises Revolving	692,203.10		85,601.72	78,380.00	699,424.82	14,569.68	713,994.50
02J Certified Public Accountants'	2,624,621.39		48,429.11	104,906.61	2,568,143.89	1,540.00	2,569,683.89
02K Death Investigations	3,812,837.64		(845,069.12)	1,118,128.58	1,849,639.94	5,350.82	1,854,990.76
02M Essential Rail Assistance	312,958.76		99,574.29	162,947.16	249,585.89	5,063.40	254,649.29
02N Parkland Acquisition	18,555.71				18,555.71		18,555.71
02R Aquatic Lands Enhancement	11,608,083.52		(1,256,935.13)	459,320.43	9,891,827.96	15,420.58	9,907,248.54
02W Timber Tax Distribution	6,110,376.05		4,309,467.87	10,020,468.96	399,374.96	5,416.57	404,791.53
030 Landowner Contingency Forest Fire Suppression	3,886,162.37		149.93	76,804.58	3,809,507.72		3,809,507.72
039 Aeronautics	755,788.66		348,136.50	192,792.91	911,132.25	15,119.92	926,252.17
03B Asbestos	645,693.69		30,095.00	12,514.56	663,274.13	149.00	663,423.13
03C Emergency Medical Services and Trauma Care System Trust	11,181,996.29		2,249,109.50	2,191,674.30	11,239,431.49	7,270.00	11,246,701.49
03F Enhanced 911	2,050,672.70		2,170,581.83	1,384,297.63	2,836,956.90	34,230.85	2,871,187.75
03N Business License	3,384,326.93		4,949,133.72	4,727,416.41	3,606,044.24	123,774.88	3,729,819.12
03P Fire Service Trust	421,608.13			2,164.73	419,443.40	30.00	419,473.40
03R Safe Drinking Water	2,757,262.09		96,813.76	339,560.14	2,514,515.71	101.56	2,514,617.27
041 Resource Management Cost	20,735,553.34		1,365,736.57	356,847.86	21,744,442.05	98,405.42	21,842,847.47
042 Charitable, Educational, Penal, and Reformatory Institutions	7,308,937.76		(1,959,125.40)	(136,169.93)	5,485,982.29		5,485,982.29
044 Waste Reduction, Recycling, and Litter Control	2,422,808.97		456,272.71	1,443,197.03	1,435,884.65	2,119.24	1,438,003.89
045 State Vehicle Parking	(508,383.35)		269,940.49	218,782.94	(457,225.80)	46.00	(457,179.80)
048 Marine Fuel Tax Refund	321,606.52		8,107.43		329,713.95		329,713.95
04E Uniform Commercial Code	1,695,872.06		55,144.25	45,542.37	1,705,473.94	3.11	1,705,477.05
04H Surface Mining Reclamation	736,234.45		(35,434.95)	53,085.32	647,714.18	3,451.23	651,165.41
04M Recreational Fisheries Enhancement	1,138,186.42		183,038.48	67,007.73	1,254,217.17	1,706.70	1,255,923.87
04R Drinking Water Assistance	(12,643,924.55)		1,900,804.54	8,920,677.88	(19,663,797.89)	500.00	(19,663,297.89)
04V Vehicle License Fraud	29,370.59		5,808.67		35,179.26		35,179.26
04W Waterworks Operator Certification	979,461.62		132,067.60	45,851.99	1,065,677.23		1,065,677.23
058 Public Works Assistance	81,882,654.20		3,333,486.49	1,454,580.32	83,761,560.37	668.23	83,762,228.60
05H Disaster Response	10,348,631.27		19,108,365.38	3,055,111.34	26,401,885.31	237,008.86	26,638,894.17
05R Drinking Water Assistance Administrative	4,905,759.28		4,079.90	55,246.67	4,854,592.51		4,854,592.51
05W State Drought Preparedness	2,686,557.46		10,377.45	3,259.48	2,693,675.43		2,693,675.43
06A Salmon Recovery	27,243.34				27,243.34		27,243.34

RECEIPTS AND DISBURSEMENTS FOR TREASURY FUNDS

		August 1, 2017	August 2017		August 31, 2017		
		Beginning Book Balance	Plus Receipts	Less Disbursements	Ending Book Balance	Outstanding Warrants	Ending Cash Balance
SPECIAL REVENUE FUNDS (Continued)							
06G	Real Estate Appraiser Commission	\$ 504,609.56	\$ 47,580.72	\$ 54,132.16	\$ 498,058.12	\$ 156.23	\$ 498,214.35
06K	Lead Paint	106,942.03	3,290.00	7,460.19	102,771.84	102,771.84
06L	Business and Professions	7,433,308.48	592,114.15	740,415.05	7,285,007.58	13,673.41	7,298,680.99
06R	Real Estate Research	615,471.35	23,036.05	638,507.40	638,507.40
06T	License Plate Technology	464,619.81	173,990.27	(412.75)	639,022.83	31.06	639,053.89
071	Warm Water Game Fish	468,752.50	130,204.77	73,419.35	525,537.92	21.16	525,559.08
07C	Vessel Response	13,825.00	100.00	13,925.00	13,925.00
07W	Domestic Violence Prevention	1,444,777.36	90,620.81	120,959.64	1,414,438.53	1,414,438.53
080	Grade Crossing Protective	55,948.79	59.19	56,007.98	56,007.98
081	State Patrol Highway	24,900,893.39	21,236,643.81	22,890,138.07	23,247,399.13	132,410.84	23,379,809.97
082	Motorcycle Safety Education	2,228,669.23	232,822.74	238,552.67	2,222,939.30	13,416.65	2,236,355.95
084	Building Code Council	197,232.27	38,072.31	35,903.34	199,401.24	1,005.80	200,407.04
086	Fire Service Training	5,656,131.52	228,818.74	749,105.45	5,135,844.81	19,824.38	5,155,669.19
087	Park Land Trust Revolving	2,368,241.86	286,792.92	80,009.06	2,575,025.72	265.44	2,575,291.16
08A	Education Legacy Trust	68,365,628.90	28,475,121.59	4,730,108.05	92,110,642.44	152,288.74	92,262,931.18
08G	Flexible Spending Administrative	2,879,366.08	33,499.02	65,884.88	2,846,980.22	2,846,980.22
08H	Military Department Rental and Lease	1,614,678.73	237,669.73	22,446.68	1,829,901.78	260.02	1,830,161.80
08K	Problem Gambling	616,196.38	34,382.38	99,072.89	551,505.87	10,540.00	562,045.87
08M	Small City Pavement and Sidewalk	3,270,586.03	92,617.56	756,598.44	2,606,605.15	26,762.65	2,633,367.80
08R	Waste Tire Removal	8,183,664.38	362,452.39	99,755.17	8,446,361.60	8,446,361.60
094	Transportation Infrastructure	9,667,454.36	156,883.35	366,962.57	9,457,375.14	9,457,375.14
095	Electrical License	10,730,976.53	2,475,379.88	1,900,699.93	11,305,656.48	27,418.80	11,333,075.28
096	Highway Infrastructure	1,010,264.58	713.90	1,010,978.48	1,010,978.48
097	Recreational Vehicle	2,561,897.93	91,272.51	4,249.35	2,648,921.09	13.50	2,648,934.59
099	Puget Sound Capital Construction	6,881,581.25	8,056,177.00	6,539,658.39	8,398,099.86	36,852.58	8,434,952.44
09E	Freight Mobility Investment	12,208,888.01	8,528.49	275,619.86	11,941,796.64	11,941,796.64
09F	High-Occupancy Toll Lanes Operations	4,661,003.48	1,959.77	(231,211.28)	4,894,174.53	4,894,174.53
09H	Transportation Partnership	143,968,323.23	13,231,067.90	14,330,221.50	142,869,169.63	394,258.73	143,263,428.36
09M	Aquatic Invasive Species Enforcement	405,525.93	27,306.76	8.50	432,824.19	100.60	432,924.79
09N	Aquatic Invasive Species Prevention	278,354.84	31,385.83	(3,802.60)	313,543.27	62.60	313,605.87
09P	City-County Assistance	1,899,649.08	2,580,614.27	840,724.75	3,639,538.60	312.06	3,639,850.66
09T	Washington Main Street Trust Fund	75,564.12	1,500.00	77,064.12	77,064.12
102	Rural Arterial Trust	20,789,733.65	1,794,278.47	2,021,980.55	20,562,031.57	36.09	20,562,067.66
104	State Wildlife	21,639,190.81	4,905,291.01	4,700,452.44	21,844,029.38	234,359.38	22,078,388.76
106	Highway Safety	39,503,188.45	14,503,613.90	10,458,798.15	43,548,004.20	132,451.68	43,680,455.88
107	Liquor Excise Tax	3,097,707.22	3,465,814.68	8,119.99	6,555,401.91	6,555,401.91
108	Motor Vehicle	202,348,281.84	184,593,036.41	176,472,379.38	210,468,938.87	4,941,993.31	215,410,932.18
109	Puget Sound Ferry Operations	37,216,767.37	25,555,791.63	21,149,643.95	41,622,915.05	97,758.38	41,720,673.43
10A	Aquatic Algae Control	467,430.27	19,714.55	49,151.96	437,992.86	8,338.12	446,330.98
10B	Home Security Fund	13,621,510.57	1,781,272.97	1,170,720.88	14,232,062.66	14,232,062.66

RECEIPTS AND DISBURSEMENTS FOR TREASURY FUNDS

	August 1, 2017		August 2017		August 31, 2017		
	Beginning Book Balance		Plus Receipts	Less Disbursements	Ending Book Balance	Outstanding Warrants	Ending Cash Balance
SPECIAL REVENUE FUNDS (Continued)							
10G Water Rights Tracking System	\$ 560,510.61	\$	2,886.73	\$	\$ 563,397.34	\$	\$ 563,397.34
110 Special Wildlife	5,169,169.63		475,778.39	475,030.46	5,169,917.56	5,320.29	5,175,237.85
111 Public Service Revolving	19,060,185.14		(732,102.37)	1,737,795.52	16,590,287.25	96,471.16	16,686,758.41
113 Common School Construction	109,212,311.69		(1,063,769.29)	(3,435,259.59)	111,583,801.99	18,815.58	111,602,617.57
116 Basic Data	43,970.00		12,120.00	43,970.00	12,120.00	12,120.00
119 Unemployment Compensation Administration	37,532.48		12,069,435.86	11,989,239.98	117,728.36	1,512,182.70	1,629,911.06
11B Regional Mobility Grant Program	38,036,076.47		30,874.93	2,444,118.06	35,622,833.34	318,872.00	35,941,705.34
11E Freight Mobility Multimodal	13,891,106.90		7,948.54	13,899,055.44	13,899,055.44
11H Forest and Fish Support	5,476,860.56		747,355.22	808,519.26	5,415,696.52	30,472.08	5,446,168.60
11K Washington Auto Theft Prevention Authority	1,066,644.50		544,697.17	493,416.00	1,117,925.67	1,117,925.67
120 Administrative Contingency	15,751,581.20		1,131,790.28	971,211.25	15,912,160.23	9,172.34	15,921,332.57
12C Affordable Housing For All	2,823,012.56		1,156,376.12	164,411.78	3,814,976.90	3,814,976.90
12M Charitable Organization Education	1,269,358.86		24,950.00	1,294,308.86	1,294,308.86
12T Traumatic Brain Injury	836,889.75		105,905.20	210,066.80	732,728.15	513.26	733,241.41
134 Employment Services Administrative	15,954,697.96		3,692,348.09	2,128,037.78	17,519,008.27	5,345.35	17,524,353.62
138 Insurance Commissioner's Regulatory	32,186,953.34		611,395.04	2,452,726.48	30,345,621.90	18,715.51	30,364,337.41
144 Transportation Improvement	65,526,327.50		8,999,943.22	16,063,189.33	58,463,081.39	912,617.90	59,375,699.29
146 Firearms Range	1,520,949.34		102,780.96	32,373.44	1,591,356.86	1,591,356.86
14A Wildlife Rehabilitation	652,110.00		17,835.09	4,067.86	665,877.23	4.00	665,881.23
14G Ballast Water and Biofouling Management	23,500.00		23,500.00	23,500.00
14M Financial Fraud & ID Theft	915,768.93		72,317.45	121,624.88	866,461.50	866,461.50
14R Military Active State Service
14V Ignition Interlock Device	3,387,866.73		520,994.20	329,547.34	3,579,313.59	36,029.29	3,615,342.88
150 Low-Income Weatherization/ Structural Rehabilitation Assistance	2,458,704.74		579.87	474,272.05	1,985,012.56	1,985,012.56
153 Rural Mobility Grant Program	2,395,265.78		2,702.24	989,580.74	1,408,387.28	231,545.00	1,639,932.28
154 New Motor Vehicle Arbitration	2,504,404.51		72,257.89	30,316.09	2,546,346.31	8.50	2,546,354.81
158 Aquatic Land Dredged Material Disposal Site	629,558.30		629,558.30	629,558.30
159 Parks Improvement	1,163,259.73		163,751.08	47,370.47	1,279,640.34	8,044.40	1,287,684.74
15H Cleanup Settlement	38,321,569.22		4,986,175.81	1,132,096.81	42,175,648.22	759.00	42,176,407.22
15M Biotoxin	512,491.82		213,927.85	138,101.11	588,318.56	907.66	589,226.22
15P Energy Recovery Act	7,589,948.21		124,678.66	7,714,626.87	7,714,626.87
160 Wood Stove Education and Enforcement	570,480.47		3,595.03	35,755.87	538,319.63	538,319.63
162 Farm Labor Contractor	59,403.63		240.00	59,643.63	59,643.63
167 Natural Resources Conservation Areas Stewardship	290,565.36		(15,897.37)	(53.84)	274,721.83	274,721.83
16A Judicial Stabilization Trust	930,733.72		420,695.58	364,375.25	987,054.05	11,802.48	998,856.53
16J SR 520 Corridor	75,117,778.44		80,721,747.81	83,724,999.73	72,114,526.52	13,001.92	72,127,528.44
16M Appraisal Management Company	431,326.10		1,021.62	6,932.58	425,415.14	0.56	425,415.70
16P Marine Resources Stewardship Trust	191,789.93		211.00	15,356.30	176,644.63	176,644.63
16W Hospital Safety Net Assessment	148,996,108.79		(129,843,579.01)	12,077.43	19,140,452.35	19,140,452.35
172 Basic Health Plan Trust	17,775,566.58		(15,930,000.00)	1,845,566.58	1,845,566.58

RECEIPTS AND DISBURSEMENTS FOR TREASURY FUNDS

	August 1, 2017		August 2017		August 31, 2017						
	Beginning Book Balance		Plus Receipts	Less Disbursements	Ending Book Balance	Outstanding Warrants	Ending Cash Balance				
SPECIAL REVENUE FUNDS (Continued)											
173 State Toxics Control	\$ 39,683,836.80	\$	7,899,471.19	\$	13,035,928.78	\$	34,547,379.21	\$	49,771.74	\$	34,597,150.95
174 Local Toxics Control	62,742,603.97		4,823,294.43		1,429,340.40		66,136,558.00		4,584.50		66,141,142.50
176 Water Quality Permit	6,211,164.10		(488,229.66)		1,641,211.18		4,081,723.26		5,683.02		4,087,406.28
17B Home Visiting Services	2,694,901.15		1,567,187.29		1,473,903.33		2,788,185.11				2,788,185.11
17N Complete Streets Grant Program											
17P SR520 Civil Penalties	5,246,197.14		2,392.98		95,905.87		5,152,684.25		476.10		5,153,160.35
17T Health Benefit Exchange	(2,485,634.49)		(66,250.13)		2,581,175.30		(5,133,059.92)				(5,133,059.92)
17W Limousine Carriers	55,155.85		4,189.70				59,345.55				59,345.55
182 Underground Storage Tank	1,190,536.42		116,350.21		89,315.55		1,217,571.08				1,217,571.08
186 County Arterial Preservation	1,141,829.98		1,447,851.83		1,434,031.24		1,155,650.57		451.11		1,156,101.68
18J Capital Vessel Replacement	2,721,840.61		2,513,355.63		(8,570.06)		5,243,766.30		246.19		5,244,012.49
18L Hydraulic Project Approval	226,272.93		(19,515.40)		30,267.60		176,489.93		1,050.00		177,539.93
199 Biosolids Permit	1,289,131.61		(15,938.95)		91,659.34		1,181,533.32		1,237.08		1,182,770.40
19A Medicaid Fraud Penalty	9,330,292.47		1,504,213.42		(4,831,258.59)		15,665,764.48		3,273.29		15,669,037.77
19C Forest Practice Application	726,036.38		1,028.96		(31,933.76)		758,999.10		300.00		759,299.10
19G Environmental Legacy Stewardship	14,613,361.36		25,426.17		4,053,719.60		10,585,067.93		22,701.59		10,607,769.52
19T DOL Technology Improvement and Data Management	943,464.08		36,401.68				979,865.76				979,865.76
200 Regional Fisheries Enhancement Salmonid Recovery	(329,056.53)		368,761.67		33,303.43		6,401.71				6,401.71
201 Department of Licensing Services	1,285,058.12		348,918.12		61,738.41		1,572,237.83		104.02		1,572,341.85
202 Medical Test Site Licensure	836,309.12		10,443.25		60,692.57		786,059.80		2,014.00		788,073.80
203 Passenger Ferry	27.39						27.39				27.39
204 Volunteer Fire Fighters' and Reserve Officers' Administrative	1,849,429.15		2,822.79		28,285.40		1,823,966.54				1,823,966.54
207 Hazardous Waste Assistance	2,453,891.49		570,105.28		166,434.45		2,857,562.32		172.19		2,857,734.51
20B Brownfield Redevelopment Trust Fund											
20H Connecting Washington	413,800,467.50		36,296,434.66		34,650,816.18		415,446,085.98		5,966,918.28		421,413,004.26
20J Electric Vehicle Charging Infrastructure	1,008,511.88		710.76				1,009,222.64				1,009,222.64
20M Puget Sound Taxpayer Accountability											
20N Transportation Future Funding Program											
20R Radioactive Mixed Waste	2,964,111.12		(157,061.76)		571,924.72		2,235,124.64		606.82		2,235,731.46
20T PLIA Underground Storage Tank Revolving	15,653,421.51		10,436.85		102,436.08		15,561,422.28				15,561,422.28
20V Economic Gardening Pilot Project											
215 Special Category C	3,651,105.89		274,066.63				3,925,172.52				3,925,172.52
216 Air Pollution Control	1,996,076.00		(234,649.44)		146,166.08		1,615,260.48		368.00		1,615,628.48
217 Oil Spill Prevention	3,411,103.27		246,892.48		439,557.01		3,218,438.74		322.76		3,218,761.50
218 Multimodal Transportation	108,119,136.42		71,614,978.83		31,689,740.99		148,044,374.26		770,063.48		148,814,437.74
21E Concealed Pistol License Renewal	890.66		4,037.04		9,626.99		(4,699.29)				(4,699.29)
21H Wastewater Treatment Plant Operator Certification											
21M Distracted Driving Prevention											
21S Aquatic Invasive Species Management	(149.56)				25,853.02		(26,002.58)				(26,002.58)
21V Construction Registration Inspection	(26,534.48)		936,027.62		1,054,928.45		(145,435.31)		2,038.96		(143,396.35)

RECEIPTS AND DISBURSEMENTS FOR TREASURY FUNDS

		August 1, 2017	August 2017		August 31, 2017		
		Beginning Book Balance	Plus Receipts	Less Disbursements	Ending Book Balance	Outstanding Warrants	Ending Cash Balance
SPECIAL REVENUE FUNDS (Continued)							
222	Freshwater Aquatic Weeds	\$ 992,995.10	\$ 69,029.90	\$ 154,312.82	\$ 907,712.18	\$ 5,002.00	\$ 912,714.18
223	State Oil Spill Response	8,337,759.78	151,712.85	32,884.42	8,456,588.21	1,104.42	8,457,692.63
234	Public Works Administration	13,294,770.42	472,660.22	220,885.91	13,546,544.73	5,066.81	13,551,611.54
235	Youth Tobacco & Vapor Product Prevention	1,084,225.47	201,173.03	209,837.95	1,075,560.55	1,275.00	1,076,835.55
237	Recreation Access Pass	3,245,365.85	(357,349.42)	850.00	2,887,166.43	520.00	2,887,686.43
260	University of Washington Operating Fees	123.54	(219,975.00)	(219,851.46)	(219,851.46)
262	Manufactured Home Installation Training	444,984.95	22,766.50	18,717.44	449,034.01	449,034.01
263	Community and Economic Development Fee	2,765,534.35	24,577.77	25,139.54	2,764,972.58	15,619.40	2,780,591.98
267	Recreation Resources	15,825,561.43	897,772.59	413,149.36	16,310,184.66	20,184.86	16,330,369.52
268	Nonhighway and Off-Road Vehicle Activities (NOVA) Program	9,114,600.44	620,257.82	2,414,348.31	7,320,509.95	93.28	7,320,603.23
269	Parks Renewal and Stewardship	21,340,496.55	7,823,015.14	7,745,764.58	21,417,747.11	77,956.72	21,495,703.83
271	Washington State University Operating Fees
275	Central Washington University Operating Fees	(430,875.00)	430,875.00
277	State Agency Parking	242,454.56	9,977.96	5,467.38	246,965.14	105.00	247,070.14
296	Columbia River Basin Water Supply Rev Recovery	3,404,350.63	2,064.21	3,406,414.84	3,406,414.84
315	Dedicated Marijuana Fund	45,251,077.08	28,498,314.27	7,277,885.78	66,471,505.57	131,525.40	66,603,030.97
319	Public Health Supplemental	1,954,720.48	12,057.12	147,970.71	1,818,806.89	229.27	1,819,036.16
404	State Treasurer's Service	7,576,649.42	1,793,628.01	671,154.61	8,699,122.82	123.06	8,699,245.88
408	Coastal Protection	1,130,380.55	17,141.12	67,944.61	1,079,577.06	1,079,577.06
441	Local Government Archives	952,956.63	398,968.86	257,315.26	1,094,610.23	807.67	1,095,417.90
500	Perpetual Surveillance and Maintenance	46,134,489.80	40,779.16	46,175,268.96	46,175,268.96
507	Oyster Reserve Land	459,907.07	20,560.12	25,198.51	455,268.68	455,268.68
511	Tacoma Narrows Toll Bridge	20,322,242.45	(3,389,020.90)	(4,206,646.61)	21,139,868.16	787.25	21,140,655.41
513	Derelict Vessel Removal	1,298,334.55	14,325.63	(114,369.95)	1,427,030.13	15.00	1,427,045.13
532	Washington Housing Trust	9,660,353.66	564,569.98	544,648.27	9,680,275.37	1,125.00	9,681,400.37
535	Alaskan Way Viaduct Replacement Project	3,253,000.00	2,145.60	3,255,145.60	3,255,145.60
549	Election	3,706,557.49	2,615.26	33,325.31	3,675,847.44	3,675,847.44
550	Transportation 2003	(2,586,175.19)	6,330,576.14	13,326,496.68	(9,582,095.73)	266,736.23	(9,315,359.50)
562	Skilled Nursing Facility Safety Net Trust	5,295,941.92	2,849.94	(5,571,221.50)	10,870,013.36	10,870,013.36
564	Water Pollution Control Revolving Administration	4,134,909.21	35,150.19	100,140.31	4,069,919.09	1,078.26	4,070,997.35
565	Yakima Integrated Plan Implementation Revenue Recovery
566	Community Forest Trust	69,760.96	51.81	69,812.77	69,812.77
571	Multiuse Roadway Safety	188,529.02	9,938.90	198,467.92	198,467.92
595	I-405 Express Toll Lanes Operations	18,244,019.04	3,978.00	(1,726,773.01)	19,974,770.05	256.65	19,975,026.70
600	Department of Retirement Systems Expense	5,761,548.56	3,054,881.67	2,949,720.97	5,866,709.26	655.05	5,867,364.31
689	Rural Washington Loan	8,169,602.96	5,769.38	8,175,372.34	8,175,372.34
727	Water Pollution Control Revolving	143,948,745.05	5,284,412.17	8,437,654.69	140,795,502.53	140,795,502.53
733	Capitol Campus Reserve
777	Prostitution Prevention and Intervention	78,867.28	3,572.98	82,440.26	82,440.26
785	State Educational Trust Fund	6,141,085.94	57,444.83	5,327.39	6,193,203.38	1,419.82	6,194,623.20

RECEIPTS AND DISBURSEMENTS FOR TREASURY FUNDS

		August 1, 2017	August 2017		August 31, 2017		
		Beginning Book Balance	Plus Receipts	Less Disbursements	Ending Book Balance	Outstanding Warrants	Ending Cash Balance
SPECIAL REVENUE FUNDS (Continued)							
818	Youth Athletic Facility	\$ 187,952.14	\$ 132.46	\$	\$ 188,084.60	\$	\$ 188,084.60
825	Tobacco Settlement
844	Money-Purchase Retirement Savings Administrative
874	OASI Revolving	240,558.00	208.53	11,755.90	229,010.63	229,010.63
887	Public Facilities Construction Loan Revolving	22,372,744.86	566,476.41	722,243.55	22,216,977.72	22,216,977.72
888	Deferred Compensation Administrative	892,312.28	(62,192.22)	144,281.06	685,839.00	685,839.00
893	Radiation Perpetual Maintenance	340,494.97	239.96	340,734.93	340,734.93
TOTAL SPECIAL REVENUE FUNDS		\$ 2,649,717,478.13	\$ 511,826,467.62	\$ 562,878,524.87	\$ 2,598,665,420.88	\$ 17,527,860.81	\$ 2,616,193,281.69
DEBT SERVICE FUNDS							
303	Highway Bond Retirement	\$ 149,980,169.93	\$ 42,596,986.15	\$ 178,000,422.35	\$ 14,576,733.73	\$	\$ 14,576,733.73
304	Ferry Bond Retirement	2,870,435.33	1,241,766.66	4,112,201.99	4,112,201.99
305	Transportation Improvement Board Bond Retirement	3,210,750.20	565,269.25	2,149,252.09	1,626,767.36	1,626,767.36
347	Washington State University Bond Retirement	1,511,065.13	5,500,815.29	(36,210.48)	7,048,090.90	7,048,090.90
348	University of Washington Bond Retirement	11,329,848.38	67,591.02	215,539.33	11,181,900.07	11,181,900.07
380	Debt-Limit General Fund Bond Retirement	1,502.67	1,502.67
381	Debt-Limit Reimbursable Bond Retirement	9,475.00	9,475.00
382	Nondebt-Limit General Fund Bond Retirement
383	Nondebt-Limit Reimbursable Bond Retirement	98.39	6,015,130.08	6,015,228.47
384	Nondebt-Limit Proprietary Appropriated Bond Retirement
385	Nondebt-Limit Proprietary Nonappropriated Bond Retirement
386	Nondebt-Limit Revenue Bond Retirement
389	Toll Facility Bond Retirement	13,082,491.03	4,670,966.80	(85,339,587.50)	103,093,045.33	103,093,045.33
TOTAL DEBT SERVICE FUNDS		\$ 181,986,361.06	\$ 60,668,000.25	\$ 101,015,621.93	\$ 141,638,739.38	\$	\$ 141,638,739.38
CAPITAL PROJECTS FUNDS							
01L	Higher Education Construction	\$	\$	\$	\$	\$	\$
036	Capitol Building Construction	349,948.45	388.06	(523,555.82)	873,892.33	873,892.33
056	State Higher Education Construction	2,345.07	1.65	2,346.72	2,346.72
057	State Building Construction	(69,626,096.85)	17,158,871.13	66,583,994.07	(119,051,219.79)	6,831,495.37	(112,219,724.42)
060	Community and Technical College Capital Projects	2,496,744.36	2,942,674.38	2,456,622.95	2,982,795.79	2,982,795.79
061	Eastern Washington University Capital Projects	2,148,431.32	100,651.55	(55.22)	2,249,138.09	2,249,138.09
062	Washington State University Building	770,460.88	1,573,813.85	404,743.30	1,939,531.43	1,939,531.43
063	Central Washington University Capital Projects	3,695,143.75	100,875.58	12,975.68	3,783,043.65	3,783,043.65
064	University of Washington Building	12,784,281.73	6,864.49	1,862,226.84	10,928,919.38	10,928,919.38
065	Western Washington University Capital Projects	3,434,654.21	100,739.84	313,550.40	3,221,843.65	3,221,843.65
066	The Evergreen State College Capital Projects	2,037,402.13	99,769.71	(55.23)	2,137,227.07	2,137,227.07
075	State Social and Health Services Construction	5,371.39	5,371.39	5,371.39
18B	Columbia River Basin Tax Bond Water Supply Development	2,154,642.14	1,518.49	167,389.57	1,988,771.06	1,988,771.06
245	Public Safety Reimbursable Bond	4.12	4.12	4.12

RECEIPTS AND DISBURSEMENTS FOR TREASURY FUNDS

		August 1, 2017	August 2017		August 31, 2017		
		Beginning Book Balance	Plus Receipts	Less Disbursements	Ending Book Balance	Outstanding Warrants	Ending Cash Balance
CAPITAL PROJECTS FUNDS (Continued)							
246	Community and Technical College Forest Reserve	\$ 1,887,517.72	\$	\$ (11,354.71)	\$ 1,898,872.43	\$	\$ 1,898,872.43
289	Thurston County Capital Facilities	6,462,769.02	(2,978,966.55)	144,068.52	3,339,733.95	3,339,733.95
357	Gardner-Evans Higher Education Construction	45,698.05	45,698.05	45,698.05
364	Military Department Capital	1,092,083.12	7,485.77	1,084,597.35	1,084,597.35
TOTAL CAPITAL PROJECTS FUNDS		\$ (30,258,599.39)	\$ 19,107,202.18	\$ 71,418,036.12	\$ (82,569,433.33)	\$ 6,831,495.37	\$ (75,737,937.96)
PERMANENT FUNDS							
04B	Natural Resources Real Property Replacement	\$ 5,919,755.90	\$ 304,484.26	\$	\$ 6,224,240.16	\$	\$ 6,224,240.16
601	Agricultural Permanent	219,389.50	(55,145.13)	274,534.63	274,534.63
603	Millersylvania Park Trust	5,462.41	3.85	5,466.26	5,466.26
604	Normal School Permanent	231,363.72	63,146.93	168,216.79	168,216.79
605	Permanent Common School	63,543.70	6,954.35	56,589.35	56,589.35
606	Scientific Permanent	436,726.71	159,260.99	277,465.72	277,465.72
607	State University Permanent	201,666.45	(55,604.86)	257,271.31	257,271.31
851	Developmental Disabilities Community Trust	384,932.57	271.28	385,203.85	385,203.85
TOTAL PERMANENT FUNDS		\$ 7,462,840.96	\$ 304,759.39	\$ 118,612.28	\$ 7,648,988.07	\$	\$ 7,648,988.07
ENTERPRISE FUNDS							
401	Correctional Industries	\$ 4,787,175.15	\$ 9,311,703.75	\$ 8,076,330.01	\$ 6,022,548.89	\$ 163,197.89	\$ 6,185,746.78
407	Secretary of State's Revolving	10,513,288.40	747,714.75	722,585.27	10,538,417.88	178.29	10,538,596.17
578	Lottery Administrative	946,247.23	1,206,769.56	1,232,326.40	920,690.39	15,981.12	936,671.51
608	Accident	12,774,895.74	225,126,560.25	233,716,108.33	4,185,347.66	13,553,597.16	17,738,944.82
609	Medical Aid	11,371,726.83	160,426,900.52	168,236,701.73	3,561,925.62	7,934,010.08	11,495,935.70
610	Accident Reserve	570,485.06	64,909,141.55	64,827,413.55	652,213.06	766,920.35	1,419,133.41
881	Supplemental Pension	3,579,529.75	121,245,591.21	124,145,646.23	679,474.73	1,789,480.84	2,468,955.57
883	Second Injury	22,140,716.95	2,734,824.45	119,844.76	24,755,696.64	13,665.68	24,769,362.32
TOTAL ENTERPRISE FUNDS		\$ 66,684,065.11	\$ 585,709,206.04	\$ 601,076,956.28	\$ 51,316,314.87	\$ 24,237,031.41	\$ 75,553,346.28
INTERNAL SERVICE FUNDS							
006	Public Records Efficiency, Preservation & Access	\$ 1,325,277.24	\$ 393,217.50	\$ 184,066.81	\$ 1,534,427.93	\$	\$ 1,534,427.93
405	Legal Services Revolving	12,219,742.42	5,191,022.91	12,256,210.43	5,154,554.90	108,909.70	5,263,464.60
410	Transportation Equipment	15,134,543.01	402,970.45	5,896,504.50	9,641,008.96	31,556.05	9,672,565.01
415	Personnel Service	1,667,915.08	(69,658.70)	512,707.67	1,085,548.71	970.00	1,086,518.71
418	State Health Care Authority Administrative	5,881,096.68	(191,443.96)	1,425,476.24	4,264,176.48	181.80	4,264,358.28
455	Higher Education Personnel Service	479,012.98	(97,517.27)	52,490.47	329,005.24	329,005.24
468	OFM Central Service	(431,143.94)	111.00	984,878.29	(1,415,911.23)	(1,415,911.23)
483	Auditing Services Revolving	1,417,395.23	135,329.31	581,323.36	971,401.18	1,001.42	972,402.60
484	Administrative Hearings Revolving	(566,533.95)	1,016,170.02	2,120,334.77	(1,670,698.70)	(1,670,698.70)
TOTAL INTERNAL SERVICE FUNDS		\$ 37,127,304.75	\$ 6,780,201.26	\$ 24,013,992.54	\$ 19,893,513.47	\$ 142,618.97	\$ 20,036,132.44

RECEIPTS AND DISBURSEMENTS FOR TREASURY FUNDS

		August 1, 2017	August 2017		August 31, 2017		
		Beginning Book Balance	Plus Receipts	Less Disbursements	Ending Book Balance	Outstanding Warrants	Ending Cash Balance
PENSION TRUST FUNDS							
614	Volunteer Firefighters' Relief and Pension Principal	\$ 19,732,835.51	\$ 13,977.92	\$ 1,023,911.88	\$ 18,722,901.55	\$ 48,228.77	\$ 18,771,130.32
615	State Patrol - Plan1	1,001,637.29	5,921,068.94	5,903,442.12	1,019,264.11	48,068.07	1,067,332.18
616	Judges' Retirement	778,299.05	533.73	32,880.99	745,951.79	745,951.79
630	State Patrol - Plan 2	398,518.41	970,838.93	941,000.87	428,356.47	33,568.65	461,925.12
631	Public Employees' Retirement System Plan 1	10,226,766.63	153,305,142.91	153,406,078.87	10,125,830.67	1,742,054.75	11,867,885.42
632	Teachers' Retirement System Plan 1	7,898,639.24	106,862,829.12	106,901,556.36	7,859,912.00	1,741,169.58	9,601,081.58
633	School Employees' Retirement System Combined Plan 2 & 3	6,157,053.47	45,178,968.08	47,212,442.41	4,123,579.14	389,018.24	4,512,597.38
635	Public Safety Employees Retirement System Plan 2	284,628.14	5,889,172.26	5,915,959.23	257,841.17	50,039.55	307,880.72
641	Public Employees' Retirement System Combined Plan 2 & 3	13,855,371.41	247,232,114.47	250,272,585.94	10,814,899.94	2,349,455.39	13,164,355.33
642	Teachers' Retirement System Combined Plan 2 and 3	17,844,059.53	148,138,107.41	153,416,187.51	12,565,979.43	424,939.02	12,990,918.45
722	Deferred Compensation Principal	2,813,831.83	39,506,254.95	40,860,397.07	1,459,689.71	1,940.28	1,461,629.99
729	Judicial Retirement Principal	9,341.37	283,473.83	283,467.23	9,347.97	9,347.97
819	LEOFF Plan 1 Retirement	2,954,144.10	799,056.90	30,617,117.44	(26,863,916.44)	607,983.76	(26,255,932.68)
829	LEOFF Plan 2 Retirement	3,704,541.80	48,646,498.08	48,741,945.16	3,609,094.72	318,507.70	3,927,602.42
882	Washington Judicial Retirement System	8,986,023.55	6,136.77	715,470.91	8,276,689.41	8,276,689.41
TOTAL PENSION TRUST FUNDS		\$ 96,645,691.33	\$ 802,754,174.30	\$ 846,244,443.99	\$ 53,155,421.64	\$ 7,754,973.76	\$ 60,910,395.40
AGENCY FUNDS							
01P	Suspense	\$ 58,772,401.63	\$ 28,328,638.83	\$ 29,713,095.27	\$ 57,387,945.19	\$ 310,364.27	\$ 57,698,309.46
01R	Undistributed Receipts	2,657,392.18	(283,693.14)	2,373,699.04	2,373,699.04
01T	Local Leasehold Excise Tax	3,907,550.09	157,531.15	2,545,895.55	1,519,185.69	1,519,185.69
034	Local Sales and Use Tax
035	State Payroll Revolving	15,553,602.91	476,107,072.86	471,257,128.53	20,403,547.24	1,502,292.22	21,905,839.46
165	Salary Reduction	2,033,807.16	2,551,187.13	2,081,945.09	2,503,049.20	2,503,049.20
768	Local Real Estate Excise Tax	657,292.59	657,292.59
795	State Investment Board Commingled Monthly Bond
865	State Investment Board Commingled Trust	145,241.52	145,241.52
877	OASI Contribution
TOTAL AGENCY FUNDS		\$ 82,924,753.97	\$ 507,663,270.94	\$ 506,400,598.55	\$ 84,187,426.36	\$ 1,812,656.49	\$ 86,000,082.85
TOTAL TREASURY FUNDS		\$ 5,128,603,681.66	\$ 5,459,836,780.68	\$ 6,012,051,645.04	\$ 4,576,388,817.30	\$ 82,668,770.77	\$ 4,659,057,588.07

RECEIPTS AND DISBURSEMENTS FOR TREASURER'S TRUST FUNDS

	August 1, 2017	August 2017		August 31, 2017		
	Beginning Book Balance	Plus Receipts	Less Disbursements	Ending Book Balance	Outstanding Warrants	Ending Cash Balance
GENERAL FUND						
06N Local Tax Administration	\$	\$	\$	\$	\$	\$
07F Commercial Fisheries Buyback
08B Foster Care Endowed Scholarship Trust	15,557.74	10.96	15,568.70	15,568.70
08E Individual Development Account Program	1,946.42	1.56	1,947.98	1,947.98
08N State Financial Aid	3,770,115.74	92,675.32	2,596,107.45	1,266,683.61	4,269.81	1,270,953.42
08T Transportation Innovative Partnership
10L Health Insurance Partnership
10V Invasive Species Council
10W Family and Medical Leave Enforcement
11M Poet Laureate	115.55	115.55	115.55
11R Hospital Infection Control Grant
12L Outdoor Education and Recreation Prog	597,337.58	750,000.00	495,606.42	851,731.16	851,731.16
12P Geoduck Aquaculture Research	0.48	0.48	0.48
131 Fair	2,138,832.43	1,420.14	5,196.79	2,135,055.78	1,833.45	2,136,889.23
132 State Trade Fair
14F Family Leave Insurance	396,598.59	279.50	396,878.09	396,878.09
14N Legislative Oral History	56,246.20	56,246.20	56,246.20
14P Skeletal Human Remains Assistance	275,901.44	(504.72)	276,406.16	276,406.16
15B Food Animal Vet Scholarship
15N Business Assistance
16F Washington State Flag	410.96	410.96	410.96
16K Mortgage Recovery
16R Multiagency Permitting Team	93,307.46	195.65	263.96	93,239.15	93,239.15
17R Aerospace Training Student Loan	1,700,493.47	(692,014.83)	16,660.18	991,818.46	991,818.46
18C Native Education Public-Private Partnership
18F High School Completion
18G Opportunity Scholarship Match Transfer
18K 24/7 Sobriety	14,637.94	(14,115.19)	522.75	522.75
18V Science, Technology, Engineering and Math Education Lighthouse
19J Universal Communications Services	4,721,562.32	5,000,000.00	(45.48)	9,721,607.80	9,721,607.80
19V Cancer Research Endowment Match Transfer	4,920,075.77	5,000,000.00	9,920,075.77	9,920,075.77
20L Early Start
21J Gina Grant Bull Memorial Legislative Page Scholarship	1,150.00	1,150.00	1,150.00
21K Skilled Worker Awareness Grant Program
21L Low-Income Home Rehab Revolving Loan Program
21T Suicide-Safer Homes Project	50,000.00	50,000.00	50,000.00
21U Information Technology Investment
22A State Agency Office Relocation Pool	9,712,000.00	9,712,000.00	9,712,000.00
22B Highway Worker Memorial Scholarship
290 Savings Incentive	2,781,010.69	9,710.79	2,771,299.90	2,771,299.90

RECEIPTS AND DISBURSEMENTS FOR TREASURER'S TRUST FUNDS

		August 1, 2017	August 2017		August 31, 2017		
		Beginning Book Balance	Plus Receipts	Less Disbursements	Ending Book Balance	Outstanding Warrants	Ending Cash Balance
GENERAL FUND (Continued)							
447	Information Technology Investment Revolving	\$ 8,459,180.46	\$ 84,198.98	\$ 62,134.82	\$ 8,481,244.62	\$	\$ 8,481,244.62
490	Regional Transportation Investment District
493	School Employees' Insurance
494	School Employees' Benefits Board Administration
514	Agricultural Conservation Easements
534	Washington Graduate Fellowship Trust	489.80	489.80	489.80
551	Washington Youth and Families	124,634.31	124,634.31	124,634.31
552	Conservation Assistance Revolving	390,296.05	8,947.00	381,349.05	381,349.05
646	Higher Ed Retirement Plan Supplemental Benefit	1,200.88	326,995.16	326,996.00	1,200.04	1,200.04
653	Washington Distinguished Professorship Trust
743	College Faculty Awards Trust	186.14	186.14	186.14
747	Health Professional Loan Repayment & Scholarship Program	9,039,183.45	421,541.07	51,452.32	9,409,272.20	9,409,272.20
748	Higher Education Coord. Board for Innovation and Quality
781	Cross-State Trail	473.10	473.10	473.10
793	Health Insurance Pool
817	Stadium and Exhibition Center Construction
835	Four Year Student Child Care in Higher Education	1,785.35	1,785.35	1,785.35
837	Washington's Promise Scholarship	8.07	0.01	8.08	8.08
TOTAL GENERAL FUND		\$ 39,501,588.39	\$ 20,734,338.33	\$ 3,572,525.53	\$ 56,663,401.19	\$ 6,103.26	\$ 56,669,504.45
SPECIAL REVENUE FUNDS							
01F	Crime Victims' Compensation	\$ 7,076,364.91	\$ 317,500.79	\$	\$ 7,393,865.70	\$	\$ 7,393,865.70
025	Pilotage	1,347,122.42	124,294.07	1,219,376.51	252,039.98	30.05	252,070.03
03K	Industrial Insurance Premium Refund	4,283,738.51	406,218.74	53,109.63	4,636,847.62	547.75	4,637,395.37
04F	Real Estate Education Program	614,614.49	3,018.68	215.04	617,418.13	617,418.13
06H	Oral History, State Library, and Archives	27,750.17	8,207.50	5,757.63	30,200.04	30,200.04
06J	Securities Prosecution	630,242.73	5,175.00	1,442.44	633,975.29	633,975.29
07A	Mortgage Lending Fraud Prosecution	355,456.33	27,199.95	93,010.24	289,646.04	46,113.24	335,759.28
07B	Organ and Tissue Donation Awareness	74,365.61	37,964.00	112,329.61	112,329.61
07E	Contract Harvesting Revolving	5,970,176.32	2,992.52	(2,337,992.72)	8,311,161.56	243.65	8,311,405.21
07J	"Helping Kids Speak"	6,661.66	2,592.34	3,891.99	5,362.01	5,362.01
07K	Special License Plate Applicant Trust
07L	Legislative International Trade	1,006.94	1,006.94	1,006.94
07N	Produce Railcar Pool	92,188.57	64.97	92,253.54	92,253.54
07T	Commemorative Works	3,290.78	2.32	3,293.10	3,293.10
07V	Fish and Wildlife Enforcement Reward	651,143.98	95,257.84	12,056.99	734,344.83	734,344.83
08C	Gonzaga University Alumni Association	9,525.68	4,797.33	4,757.65	9,565.36	9,565.36
08F	Lighthouse Environmental Programs	20,001.34	9,909.67	8,880.69	21,030.32	21,030.32
08J	Prescription Drug Consortium	42,947.77	42,947.77	42,947.77
08L	"Ski & Ride Washington"	5,296.89	3,168.66	2,984.34	5,481.21	5,481.21

RECEIPTS AND DISBURSEMENTS FOR TREASURER'S TRUST FUNDS

	August 1, 2017		August 2017		August 31, 2017		
	Beginning Book Balance		Plus Receipts	Less Disbursements	Ending Book Balance	Outstanding Warrants	Ending Cash Balance
SPECIAL REVENUE FUNDS (Continued)							
08P State Parks Education and Enhancement	\$ 450,554.86	\$	13,071.32	\$ 10,880.70	\$ 452,745.48	\$	\$ 452,745.48
08V Veterans Stewardship	1,425,087.88		62,858.26	30,897.28	1,457,048.86	71.90	1,457,120.76
08W "Washington's National Park Fund"	35,986.90		18,526.68	18,998.01	35,515.57	35,515.57
098 Eastern Washington Pheasant Enhancement	186,200.18		13,222.71	4,150.47	195,272.42	195,272.42
09A We Love Our Pets	15,910.91		4,995.65	4,676.01	16,230.55	16,230.55
09B Boating Safety Education Certification	825,247.20		57,800.00	21,025.78	862,021.42	470.00	862,491.42
09J Washington Coastal Crab Pot Buoy Tag	177,882.81	177,882.81	177,882.81
09K Life Sciences Discovery	3,330,162.58		3,881.96	358,774.44	2,975,270.10	2,975,270.10
09L Nursing Resource Center	88,452.42		59,467.53	28,541.31	119,378.64	115.00	119,493.64
10F "Share the Road"	26,046.03		10,355.32	9,078.98	27,322.37	27,322.37
11A Employment Training Finance	298,988.29		17,703.79	12,310.20	304,381.88	304,381.88
11J Electronic Products Recycling	606,560.27		(4,655.43)	42,637.69	559,267.15	559,267.15
11P Large On-Site Sewage Systems
11V Veteran Estate Management	20,129.74		32,597.78	35,703.51	17,024.01	1,345.50	18,369.51
126 Agricultural Local	15,344,411.58		2,817,627.59	2,785,149.76	15,376,889.41	37,688.12	15,414,577.53
128 Grain Inspection Revolving	8,284,084.33		1,741,371.63	1,098,626.32	8,926,829.64	2,386.72	8,929,216.36
12E Assisted Living Facility Management	231,379.38		(5,205.85)	236,585.23	236,585.23
12F Manufactured/Mobile Home Dispute Resol	2,461,374.31		41,471.60	24,622.51	2,478,223.40	2,478,223.40
12G Rockfish Research	366,484.78		34,325.47	(2,681.04)	403,491.29	1.00	403,492.29
12H Uniformed Service Shared Leave Pool	699,891.83		(1,406.72)	701,298.55	701,298.55
12N Get Ready For Math & Science Scholarship	17,738.09		8,448.63	26,186.72	26,186.72
133 Children's Trust	522,824.87		22,153.62	4,499.11	540,479.38	540,479.38
14E Washington State Heritage Center	2,752,459.43		420,831.05	418,300.13	2,754,990.35	45,144.62	2,800,134.97
14W Reduced Cigarette Ignition Propensity	440,822.77		9,062.10	4,853.72	445,031.15	445,031.15
15A Transitional Housing Oper & Rent	166,310.15		166,310.15	166,310.15
15T Broadband Mapping
15V Funeral and Cemetery	855,331.13		10,769.90	49,293.07	816,807.96	1,184.83	817,992.79
15W Guaranteed Asset Protection Waiver	18,500.00		18,500.00	18,500.00
163 Worker and Community Right to Know	240,988.62		186,680.58	265,520.99	162,148.21	2,168.27	164,316.48
169 Horse Racing Commission Operating	974,945.53		218,996.92	180,635.00	1,013,307.45	378.51	1,013,685.96
16B Landscape Architects' License	321,904.84		12,272.25	14,996.73	319,180.36	1.85	319,182.21
16E Spec Forest Products Outreach/Education	11,813.27		206.50	12,019.77	12,019.77
16G Universal Vaccine Purchase	14,148,507.82		7,225,017.04	8,934,697.16	12,438,827.70	12,438,827.70
16H Columbia River Salmon/Steelhead Endorsement	1,259,527.64		196,334.29	146,970.62	1,308,891.31	1,308,891.31
16L Accessible Communities	509,000.61		13,843.80	10,451.60	512,392.81	512,392.81
16N Disabled Veterans Assistance
16T Product Stewardship Programs	304,849.17		(2,209.07)	8,102.60	294,537.50	294,537.50
17H WA Global Health Technologies Product Development	2.06		2.06	2.06
17L Foreclosure Fairness	813,534.70		260,094.70	37,590.52	1,036,038.88	1,036,038.88
17M Individual-Based/Portable Background Check Clearance	171,935.97		25,576.23	37,448.47	160,063.73	444.00	160,507.73

RECEIPTS AND DISBURSEMENTS FOR TREASURER'S TRUST FUNDS

	August 1, 2017		August 2017		August 31, 2017		
	Beginning Book Balance		Plus Receipts	Less Disbursements	Ending Book Balance	Outstanding Warrants	Ending Cash Balance
SPECIAL REVENUE FUNDS (Continued)							
17V Volunteer Firefighters	\$ 8,750.00	\$	\$ 3,182.65	\$ 3,483.67	\$ 8,448.98	\$	\$ 8,448.98
180 Local Government Administrative Hearings	242,016.77		242,016.77	242,016.77
189 Clarke-McNary
18A Investing In Innovation	34,464.97		(117.88)	34,347.09	34,347.09
18E Educator Certification Processing	2,493,605.46		145,116.08	124,144.04	2,514,577.50	826.00	2,515,403.50
18M Music Matters Awareness	11,629.32		5,604.68	6,113.32	11,120.68	11,120.68
18N Damage Prevention	100,600.00		4,675.00	105,275.00	105,275.00
18R Seattle Sounders FC	11,567.26		4,998.00	4,697.00	11,868.26	11,868.26
190 Forest Fire Protection Assessment	7,859,331.45		3,260,808.62	689,417.74	10,430,722.33	6,918.90	10,437,641.23
193 State Forest Nursery Revolving	1,348,569.10		13,162.54	158,574.51	1,203,157.13	1,701.69	1,204,858.82
195 Energy	13,563.09		9.56	13,572.65	13,572.65
197 Statute Law Committee Publications	797,331.37		2,049.70	9,444.71	789,936.36	42.28	789,978.64
198 Access Road Revolving	7,542,689.85		(13,689.10)	637,570.01	6,891,430.74	9,414.54	6,900,845.28
19B School for the Blind	970,221.49		1,092,576.84	183,601.33	1,879,197.00	2,924.82	1,882,121.82
19E 4-H Program	892.67		506.33	613.67	785.33	785.33
19F Seattle Seahawks	82,698.03		49,681.31	47,891.68	84,487.66	84,487.66
19H Center for Childhood Deafness and Hearing Loss	249,581.72		35,803.07	8,912.88	276,471.91	276,471.91
19M Seattle University	17,640.00		396.67	18,036.67	18,036.67
19P Child Rescue	6,574.61		458.81	7,033.42	7,033.42
19R Residential Services and Support
19W Wolf-Livestock Conflict	289,793.03		289,793.03	289,793.03
205 Mobile Home Park Relocation	1,839,465.38		45,064.35	127,860.55	1,756,669.18	1,756,669.18
206 Cost of Supervision	643,594.71		124,727.07	249,318.75	519,003.03	123.00	519,126.03
209 Regional Fisheries Enhancement Group	1,373,512.59		186,569.86	10,546.48	1,549,535.97	0.90	1,549,536.87
20A State Flower	3,964.35		1,936.67	2,037.01	3,864.01	3,864.01
20D CPA Scholarship Transfer	275,000.00		275,000.00	275,000.00
20E WA Internet Crimes Against Children
20G Washington Farmers and Ranchers	476.00		112.00	224.00	364.00	476.00	840.00
20K Licensing & Enforcement System Modernization	1,287,750.59		3,083.21	18,823.48	1,272,010.32	9,527.08	1,281,537.40
20P Nursing Facility Quality Enhancement	2,292,266.04		(19,672.43)	2,311,938.47	2,311,938.47
20W Washington Tennis	672.00		112.00	784.00	784.00
210 Fire Protection Contractor License	475,453.04		(1,090.90)	82,469.56	391,892.58	204.00	392,096.58
213 Veterans' Emblem	28,136.44		518.00	28,654.44	28,654.44
214 Temporary Worker Housing	261,755.40		6,628.49	14,543.85	253,840.04	290.00	254,130.04
219 Air Operating Permit	1,228,403.57		(455,781.33)	53,354.37	719,267.87	719,267.87
21A Washington State Wrestling	532.00		392.00	336.00	588.00	588.00
21C Washington Sexual Assault Kit	2,559,702.00		1,851.70	4,262.60	2,557,291.10	2,557,291.10
21F Fred Hutch
21G Washington State Aviation		8,120.00	8,120.00	8,120.00
21N NE WA Wolf-Livestock Management

RECEIPTS AND DISBURSEMENTS FOR TREASURER'S TRUST FUNDS

		August 1, 2017	August 2017		August 31, 2017		
		Beginning Book Balance	Plus Receipts	Less Disbursements	Ending Book Balance	Outstanding Warrants	Ending Cash Balance
SPECIAL REVENUE FUNDS (Continued)							
21Q	Forest Health Revolving	\$	\$	\$	\$	\$	\$
21W	K-12 Criminal Background Check
225	Fingerprint Identification	4,212,116.00	274,626.38	869,842.32	3,616,900.06	435.20	3,617,335.26
22E	Family and Medical Leave Enforcement
22F	Family and Medical Leave Insurance
22G	Photovoltaic Module Recycling
259	Coastal Crab	101,157.20	0.54	101,156.66	101,156.66
274	Adult Family Home	615,002.41	(19,385.95)	634,388.36	634,388.36
281	Impaired Driving Safety	79,403.02	163,579.50	242,982.52	242,982.52
283	Juvenile Accountability Incentive	83,549.14	58.88	83,608.02	83,608.02
294	Sea Cucumber Dive Fishery
295	Sea Urchin Dive Fishery	3.42	3.42	3.42
297	Pipeline Safety	4,123,255.63	875,041.18	216,691.50	4,781,605.31	4,781,605.31
298	Geologists'	307,364.54	19,833.40	16,549.92	310,648.02	981.87	311,629.89
300	Financial Services Regulation	23,239,090.16	2,147,192.65	3,292,862.82	22,093,419.99	9,627.53	22,103,047.52
320	Puget Sound Crab Pot Buoy Tag	45,532.07	11,721.25	57,253.32	57,253.32
328	Crim Justice Training Commis Firing Range Maintenance	51,178.00	30,000.00	81,178.00	81,178.00
416	Surplus and Donated Food Commodities Revolving	5,925,228.87	39,675.06	205,807.29	5,759,096.64	47,841.56	5,806,938.20
424	Anti-Trust Revolving	2,561,711.46	(3,205.39)	316,449.71	2,242,056.36	1,425.00	2,243,481.36
480	Financial Education Public-Private Partnership	36,899.82	(20,513.45)	16,386.37	16,386.37
485	Horse Racing Owners' Bonus/Breeder Awards	377,827.78	86,656.10	464,483.88	144.00	464,627.88
495	Toll Collection	16,594,710.58	15,652,682.86	16,208,921.92	16,038,471.52	46,929.06	16,085,400.58
496	Future Teachers Conditional Scholarship	2,396,049.69	97,670.84	31,512.06	2,462,208.47	6,381.33	2,468,589.80
497	Horse Racing Commission Class C Purse Fund	45,483.54	7,565.51	53,049.05	53,049.05
498	Washington State Council of Fire Fighters Benevolent	29,291.01	11,988.67	15,227.33	26,052.35	26,052.35
499	Law Enforcement Memorial	75,383.79	30,589.99	30,706.69	75,267.09	75,267.09
501	Liquor Revolving	32,914,710.89	7,988,727.93	3,064,713.41	37,838,725.41	166,068.88	38,004,794.29
503	Tuition Recovery	3,407,953.55	14,670.63	1,862.46	3,420,761.72	3,420,761.72
515	DNA Data Base	665,861.14	36,236.19	4,998.93	697,098.40	697,098.40
516	Fruit and Vegetable Inspection	7,306,002.40	2,848,921.92	1,913,910.95	8,241,013.37	12,036.95	8,253,050.32
536	Federal Food Service Revolving	2,213,339.13	6,100,922.01	6,108,035.07	2,206,226.07	48,093.69	2,254,319.76
553	Performance Audits of Government	7,288,312.65	1,444,270.52	1,477,627.04	7,254,956.13	59.12	7,255,015.25
561	Community Technical College Innovation	6,776,397.42	655,599.88	327,535.99	7,104,461.31	7,104,461.31
687	Rural Rehabilitation	228,009.61	160.69	1,500.00	226,670.30	226,670.30
688	Federal Local Rail Service Assistance	78,364.87	61.22	78,426.09	78,426.09
731	Child Care Facility Revolving	1,389,691.14	4,221.58	1,393,912.72	1,393,912.72
732	Nursing Home Civil Penalties	1,913,969.52	(48,342.70)	1,962,312.22	1,962,312.22
746	Hanford Area Economic Investment	15,325.88	6,777.00	22,102.88	22,102.88
749	Governor's Interagency Committee of State Employed Women	73,419.80	2,012.18	4,439.37	70,992.61	25.00	71,017.61
761	Basic Health Plan Subscription	250,744.09	250,744.09	250,744.09

RECEIPTS AND DISBURSEMENTS FOR TREASURER'S TRUST FUNDS

		August 1, 2017	August 2017		August 31, 2017		
		Beginning Book Balance	Plus Receipts	Less Disbursements	Ending Book Balance	Outstanding Warrants	Ending Cash Balance
SPECIAL REVENUE FUNDS (Continued)							
763	Center for the Improvement of Student Learning	\$ 34,322.68	\$ 1,278.00	\$	\$ 35,600.68	\$	\$ 35,600.68
773	Commission on Higher Ed Prof Student Ex Program	51,200.00	51,200.00	51,200.00
774	University of Washington License Plate	196,900.71	29,043.01	225,943.72	225,943.72
776	Washington State University License Plate	48,913.71	63,483.03	112,396.74	112,396.74
778	Western Washington University License Plate	2,153.67	2,018.33	4,172.00	4,172.00
779	Eastern Washington University License Plate	49,240.47	4,624.66	53,865.13	53,865.13
780	School Zone Safety Account	1,164,603.05	30,078.70	274.44	1,194,407.31	1,194,407.31
783	Central Washington University License Plate	2,993.67	1,789.67	4,783.34	4,783.34
784	Miscellaneous Transportation Programs	(26,914,158.40)	36,870,758.10	20,884,513.18	(10,927,913.48)	179,114.85	(10,748,798.63)
786	The Evergreen State College License Plate	7,342.70	420.00	7,762.70	7,762.70
789	Advanced Environmental Mitigation Revolving	627,587.91	7,147.04	634,734.95	634,734.95
816	Stadium and Exhibition Center	45,457,214.54	4,672,044.72	50,129,259.26	50,129,259.26
821	Impaired Physician	312,787.73	136,250.00	169,977.74	279,059.99	600.00	279,659.99
823	Livestock Nutrient Management	37,037.53	2,700.00	39,737.53	39,737.53
833	Developmental Disabilities Endowment Trust	1,616,924.24	571,793.99	299,530.11	1,889,188.12	1,889,188.12
834	Capitol Furnishings Preservation Committee	77,066.67	(4,140.00)	81,206.67	81,206.67
878	Federal Forest Revolving	454.61	0.32	454.93	454.93
880	Advance Right-of-Way Revolving	11,908,532.65	306,260.37	236.93	12,214,556.09	12,214,556.09
884	Gambling Revolving	9,145,853.20	1,115,384.84	1,132,333.87	9,128,904.17	592.60	9,129,496.77
885	Plumbing Certificate	725,466.79	87,831.52	64,110.95	749,187.36	104.88	749,292.24
892	Pressure Systems Safety	750,970.05	30,008,701.18	158,963.75	30,600,707.48	655.45	30,601,362.93
TOTAL SPECIAL REVENUE FUNDS		\$ 284,695,680.75	\$ 131,547,883.44	\$ 72,823,465.93	\$ 343,420,098.26	\$ 691,901.19	\$ 344,111,999.45
PERMANENT FUNDS							
842	American Indian Scholarship Endowment	\$ 296,586.96	\$ 209.02	\$ 1,800.00	\$ 294,995.98	\$	\$ 294,995.98
852	Foster Care Scholarship Endowment	3,668.32	2.58	3,670.90	3,670.90
TOTAL PERMANENT FUNDS		\$ 300,255.28	\$ 211.60	\$ 1,800.00	\$ 298,666.88	\$	\$ 298,666.88
ENTERPRISE FUNDS							
413	Municipal Revolving	\$ 6,403,002.52	\$ 2,854,601.07	\$ 2,350,066.21	\$ 6,907,537.38	\$ 1,120.93	\$ 6,908,658.31
442	Legislative Gift Center	66,653.58	16,547.23	12,062.17	71,138.64	71,138.64
445	Self-Insured Emplr Overpytm Reimb	696,926.38	(284.65)	696,641.73	696,641.73
446	Industrial Insurance Rainy Day Fund
449	Certificates of Participation and Other Financing - Local	210,631.42	776,342.13	815,078.88	171,894.67	171,894.67
463	Washington College Savings Program
470	Imaging	209,397.23	20,062.45	40,973.57	188,486.11	188,486.11
477	Lottery Investment
543	Judicial Information Systems	7,751,597.37	2,434,937.22	2,085,147.25	8,101,387.34	20,447.09	8,121,834.43
544	Pollution Liability Insurance Program Trust	35,229,555.07	6,730.61	949,080.69	34,287,204.99	34,287,204.99
545	Heating Oil Pollution Liability Trust	183,499.74	2,289.47	9,333.01	176,456.20	176,456.20

RECEIPTS AND DISBURSEMENTS FOR TREASURER'S TRUST FUNDS

		August 1, 2017	August 2017		August 31, 2017		
		Beginning Book Balance	Plus Receipts	Less Disbursements	Ending Book Balance	Outstanding Warrants	Ending Cash Balance
ENTERPRISE FUNDS (Continued)							
788	Advanced College Tuition Payment Program	\$ 16,497,215.78	\$ 31,076,400.39	\$ 45,546,928.11	\$ 2,026,688.06	\$ 10,021,115.83	\$ 12,047,803.89
TOTAL ENTERPRISE FUNDS		\$ 67,248,479.09	\$ 37,187,625.92	\$ 51,808,669.89	\$ 52,627,435.12	\$ 10,042,683.85	\$ 62,670,118.97
INTERNAL SERVICE FUNDS							
12V	PEBB Medical Benefits Admin	\$	\$	\$	\$	\$	\$
411	Natural Resources Equipment	3,249,210.28	26,851.65	(810,012.09)	4,086,074.02	48,392.63	4,134,466.65
421	Education Technology Revolving	379,992.10	8,000,000.00	1,373,355.88	7,006,636.22	0.17	7,006,636.39
422	General Administration Services	(3,036,252.39)	18,898,672.91	16,073,641.61	(211,221.09)	138,143.51	(73,077.58)
436	OFM Labor Relations Service	1,011,400.15	2,903.48	259,976.01	754,327.62	754,327.62
438	Uniform Dental Plan Benefits Administration	582,738.02	582,738.02	582,738.02
439	Uniform Medical Plan Benefits Administration	4,190,496.33	219,417.50	1,259,587.17	3,150,326.66	3,150,326.66
444	Fish & Wildlife Equipment	(473,252.54)	102,213.18	39,941.10	(410,980.46)	(410,980.46)
453	Minority and Women's Business Enterprises	583,649.01	131,847.00	198,732.61	516,763.40	75.00	516,838.40
458	Consolidated Technology Services Revolving	(12,894,153.11)	10,553,004.78	10,886,189.70	(13,227,338.03)	32,837.64	(13,194,500.39)
461	Shared Information Technology System Revolving	210,235.48	126,663.43	(2,939.04)	339,837.95	339,837.95
466	Statewide Info Tech System Development Revolving	455,964.49	78,000.00	70,412.21	463,552.28	463,552.28
471	State Patrol Nonappropriated Airplane Revolving	243,375.48	13,933.76	229,441.72	2,194.69	231,636.41
472	Statewide Info Tech System Maintenance & Operations Revolving	5,407,478.41	76,469.40	202,438.73	5,281,509.08	5,281,509.08
546	Risk Management	(4,675,111.02)	6,149,467.01	1,248,085.20	226,270.79	400.00	226,670.79
547	Liability	(23,510,179.21)	23,149,673.37	2,907,966.65	(3,268,472.49)	347,071.25	(2,921,401.24)
721	Public Employees' and Retirees' Insurance	220,642,808.33	161,483,133.96	243,708,633.08	138,417,309.21	3,435,040.34	141,852,349.55
730	Public Employees' and Retirees' Insurance Reserve	147,026,957.11	1,005,617.72	148,032,574.83	148,032,574.83
739	Certificates of Participation and Other Financing - State	255,679.97	10,074,430.08	10,035,343.72	294,766.33	294,766.33
TOTAL INTERNAL SERVICE FUNDS		\$ 339,651,036.89	\$ 240,078,365.47	\$ 287,465,286.30	\$ 292,264,116.06	\$ 4,004,155.23	\$ 296,268,271.29
PRIVATE PURPOSE FUNDS							
196	Unclaimed Personal Property	\$ 819,867.22	\$ 5,799,596.96	\$ 5,021,843.07	\$ 1,597,621.11	\$ 3,769,381.99	\$ 5,367,003.10
738	Department of Social and Health Services Trust	53,654.52	53,654.52	53,654.52
799	WA Achieving a Better Life Experience Program
TOTAL PRIVATE PURPOSE FUNDS		\$ 873,521.74	\$ 5,799,596.96	\$ 5,021,843.07	\$ 1,651,275.63	\$ 3,769,381.99	\$ 5,420,657.62
PENSION TRUST FUNDS							
838	LEOFF Retirement System Benefits Improvement	\$	\$	\$	\$	\$	\$
TOTAL PENSION TRUST FUNDS		\$	\$	\$	\$	\$	\$
AGENCY FUNDS							
16C	Real Estate/Property Tax Admin Assistance	\$ 65,017.50	\$ 72,172.50	\$ 65,017.50	\$ 72,172.50	\$	\$ 72,172.50
17A	County Enhanced 911 Excise Tax	5,994,665.67	5,968,936.02	6,003,883.07	5,959,718.62	5,959,718.62
525	Washington State Combined Fund Drive	351,248.90	348,622.48	(1,833.23)	701,704.61	12,314.71	714,019.32
660	Natural Resources Deposit	38,472,569.55	29,744,700.79	41,149,222.37	27,068,047.97	106,915.07	27,174,963.04
734	Centennial Document Preservation and Modernization	297,083.34	276,933.48	574,016.82	574,016.82

RECEIPTS AND DISBURSEMENTS FOR TREASURER'S TRUST FUNDS

		August 1, 2017	August 2017		August 31, 2017		
		Beginning Book Balance	Plus Receipts	Less Disbursements	Ending Book Balance	Outstanding Warrants	Ending Cash Balance
AGENCY FUNDS (Continued)							
737	High Occupancy Vehicle	\$	\$	\$	\$	\$	\$
757	Maritime Historic Restoration and Preservation	2,472.86	853.95	3,326.81	3,326.81
797	Local Tourism Promotion	1,410,595.93	1,441,842.19	1,414,846.93	1,437,591.19	1,437,591.19
TOTAL AGENCY FUNDS		\$ 46,593,653.75	\$ 37,854,061.41	\$ 48,631,136.64	\$ 35,816,578.52	\$ 119,229.78	\$ 35,935,808.30
TOTAL TREASURER'S TRUST FUNDS		\$ 778,864,215.89	\$ 473,202,083.13	\$ 469,324,727.36	\$ 782,741,571.66	\$ 18,633,455.30	\$ 801,375,026.96

INVESTMENT STATEMENT & INVESTMENT INTEREST INCOME AND CAPITAL GAINS

INVESTMENT STATEMENT

Fund / Account	August 1, 2017	Purchased	Maturities & Sales	Amortization	August 31, 2017
Treasury & Treasurer's Trust					
Investments (trade date basis)	\$ 5,966,808,853.62	\$ 2,222,124,508.82	\$ 2,814,141,560.69	\$ 278,887.45	\$ 5,375,070,689.20
Reverse Repurchase Agreements
Purchased Accrued Interest	915,085.55	15,879.76	335,211.42	595,753.89
Total Treasury & Treasurer's Trust	\$ 5,967,723,939.17	\$ 2,222,140,388.58	\$ 2,814,476,772.11	\$ 278,887.45	\$ 5,375,666,443.09
Local Government Investment Pool					
Investments (trade date basis)	\$ 13,053,680,068.20	\$ 38,349,252,663.08	\$ 38,646,765,142.88	\$ 6,170,350.56	\$ 12,762,337,938.96
Reverse Repurchase Agreements
Purchased Accrued Interest	11,083.33	11,083.33
Total Local Government Investment Pool	\$ 13,053,680,068.20	\$ 38,349,263,746.41	\$ 38,646,765,142.88	\$ 6,170,350.56	\$ 12,762,349,022.29
Total All Accounts	\$ 19,021,404,007.37	\$ 40,571,404,134.99	\$ 41,461,241,914.99	\$ 6,449,238.01	\$ 18,138,015,465.38

INVESTMENT INTEREST INCOME AND CAPITAL GAINS CURRENT MONTH AND FISCAL YEAR TO DATE COMPARISON

Fund / Account	August 2017	August 2016	Fiscal Year 2018	Fiscal Year 2017
Treasury & Treasurer's Trust				
Cash	\$ 6,569,892.81	\$ 5,118,326.14	\$ 12,256,011.85	\$ 7,881,932.69
Custody Bank Fees	(4,666.67)	(4,590.13)	(9,333.34)	(9,206.02)
Other Bank Fees	(10,219.45)	(3,018.63)	(19,575.84)	(13,024.94)
Amortization	278,887.45	(97,122.87)	524,866.81	(161,845.67)
Accrued Interest	(1,164,043.00)	(1,095,112.90)	(889,618.55)	394,401.93
Gains and Losses	45,414.93	2,753,317.60	29,180.49	5,928,900.68
Total Treasury & Treasurer's Trust	\$ 5,715,266.07	\$ 6,671,799.21	\$ 11,891,531.42	\$ 14,021,158.67
Local Government Investment Pool				
Cash	\$ 5,743,399.92	\$ 3,078,466.46	\$ 11,983,186.12	\$ 5,812,413.60
Amortization	6,170,350.56	1,605,281.20	11,901,980.07	3,491,329.34
Accrued Interest	428,070.42	(89,597.91)	934,394.77	(50,838.26)
Gains and Losses	50,356.20	332,424.41	94,856.98	784,721.18
Total Local Government Investment Pool	\$ 12,392,177.10	\$ 4,926,574.16	\$ 24,914,417.94	\$ 10,037,625.86
Total All Accounts	\$ 18,107,443.17	\$ 11,598,373.37	\$ 36,805,949.36	\$ 24,058,784.53

DUANE A. DAVIDSON
STATE TREASURER
PO BOX 40200
OLYMPIA WA 98504-0200

