



Washington State Treasurer's Monthly Report

August 2019



DUANE A. DAVIDSON
State Treasurer

In accordance with the Americans with Disabilities Act, this publication will be made available in alternate formats upon request to the Office of the State Treasurer, Legislative Building, 2nd Floor, Olympia, Washington 98504-0200, telephone (360) 902-9000, fax (360) 902-9037 or TTY Users Call: 7-1-1. Web Site: <http://tre.wa.gov>.

Cover photo taken by Treasurer's Office staff.

TABLE OF CONTENTS

	<i>Page</i>
State Treasurer’s Letter	1
General Fund	2
Treasury, Treasurer’s Trust and Local Government Investment Pool Flow Chart	3
Treasury & Treasurer’s Trust, Treasury and Treasurer’s Trust Charts	4
General Fund and Local Government Investment Pool Charts	5
Receipts and Disbursements for the State Treasury	6
Receipts and Disbursements for Trust Funds	17
Investment Statement	26
Investment Interest Income and Capital Gains.....	27



DUANE A. DAVIDSON,
State Treasurer

State of Washington
Office of the Treasurer
Legislative Building
P.O. Box 40200
Olympia, Washington 98504-0200

(360) 902-9000 • TTY 7-1-1
Home Page <http://tre.wa.gov>



Fellow Washingtonians,

I am pleased to report on the operations of the Office of the State Treasurer for the month of August 2019. At the close of the month, the Treasury & Treasurer's Trust book balance was \$6.1 billion with investment earnings distributed for the month of \$11.9 million.

Sincerely,

A handwritten signature in black ink, appearing to read "Duane Davidson". The signature is fluid and cursive, written over a light gray rectangular background.

Duane A. Davidson
Washington State Treasurer

GENERAL FUND

GENERAL FUND CURRENT MONTH AND FISCAL YEAR TO DATE COMPARISON

(In Millions)

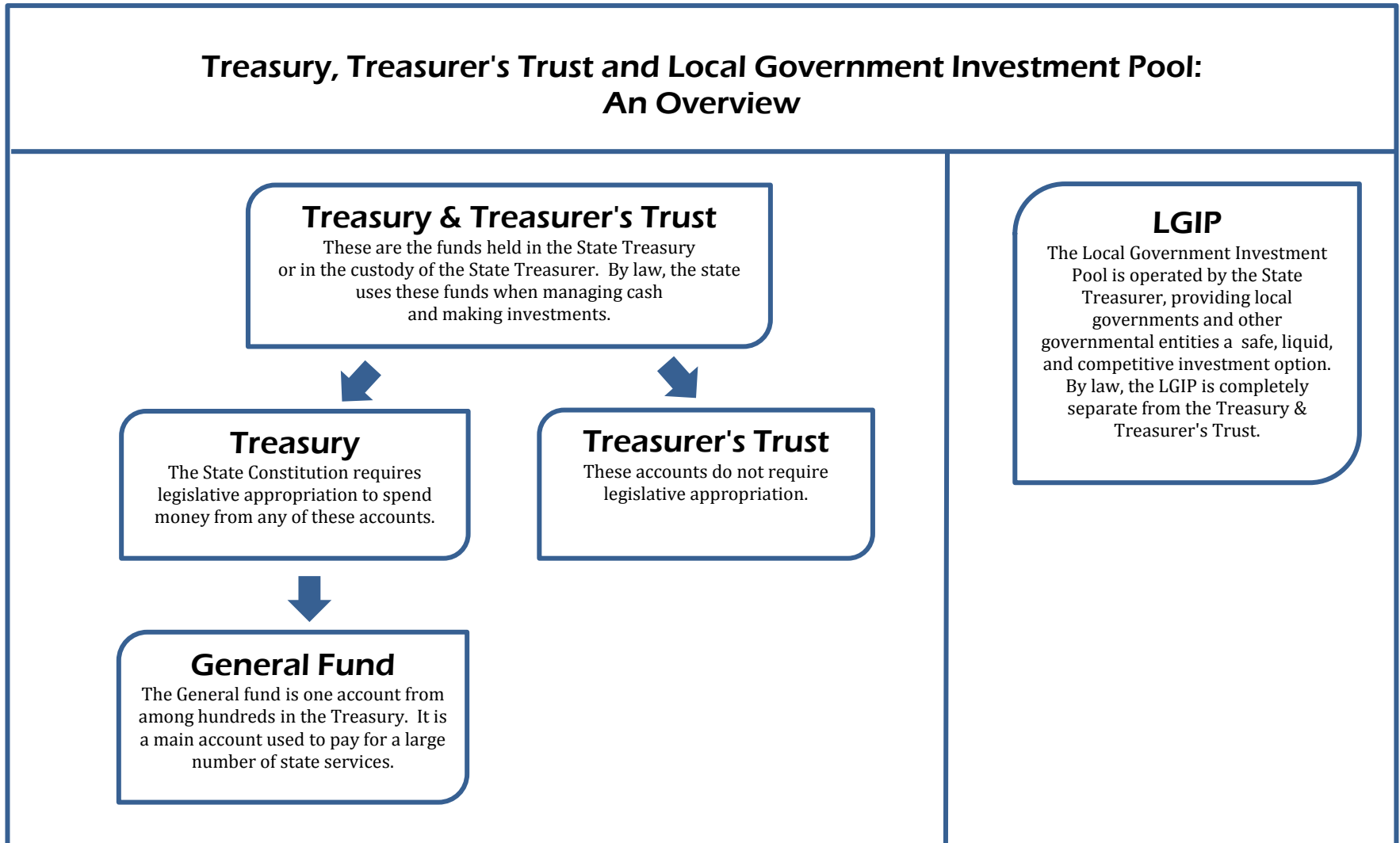
	Month of August		Fiscal Year to Date	
	2019	2018	2020	2019
Beginning Book Balance	\$ (155.010)	\$ 1,108.133	\$ 1,010.867	\$ 1,737.396
Cash Revenue	1,082.162	2,607.503	3,143.783	4,937.801
Other Cash Receipts	2,058.230	480.078	2,987.659	1,115.448
Total Cash Receipts	\$ 3,140.392	\$ 3,087.581	\$ 6,131.442	\$ 6,053.249
Total Cash Disbursements	\$ 4,481.054	\$ 3,791.098	\$ 8,637.981	\$ 7,386.029
Ending Book Balance	\$ (1,495.672)	\$ 404.616	\$ (1,495.672)	\$ 404.616
Cash Revenue				
Bond Retirement & Interest	\$ (0.089)	\$ (0.009)	\$ (0.261)	\$ (0.182)
Secretary of State	3.085	3.165	6.222	5.974
Department of Revenue:				
Retail Sales Tax	(4.942)	978.306	934.739	1,929.209
Business & Occupation Tax	8.300	376.079	299.459	738.902
Compensating Tax	27.620	65.318	79.035	123.543
Cigarette Tax	23.003	37.701	42.384	68.481
Public Utility Tax	(0.925)	33.361	28.876	64.879
Various Other Revenue	23.346	65.522	(7.225)	96.104
Insurance Commission	10.915	8.549	17.021	16.260
Liquor and Cannabis Board	0.373	3.082	0.412	5.809
Department of Licensing:				
Excise Tax – Other	0.023	0.020	0.042	0.038
Various Other Revenue	1.256	1.508	5.153	4.673
Department of Social & Health Services	16.240	14.758	10.261	14.203
Universities & Colleges	0.000	0.137	0.000	0.137
Treasurer's Transfers	(15.451)	0.297	(45.921)	(33.321)
Counties:				
Property Tax	12.528	12.748	30.174	30.258
Real Estate Excise Tax	107.250	115.568	236.079	238.510
Various Other Revenue	4.549	4.997	8.119	9.686
Federal Grants-In-Aid (All Agencies)	896.548	902.986	1,400.687	1,499.469
Revenues Distributed to Local Governments	(0.314)	(0.279)	(32.931)	(31.913)
Other Agencies' Cash Revenue	(31.153)	(16.311)	131.458	157.082
Total Cash Revenue	\$ 1,082.162	\$ 2,607.503	\$ 3,143.783	\$ 4,937.801

Source: Agency Financial Reporting System (AFRS).

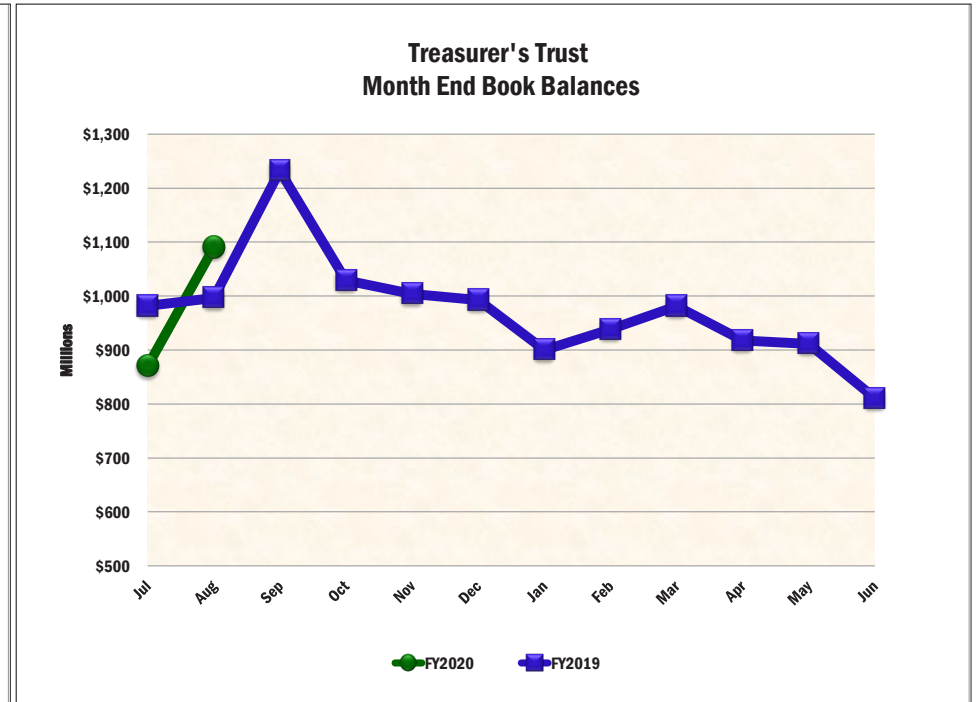
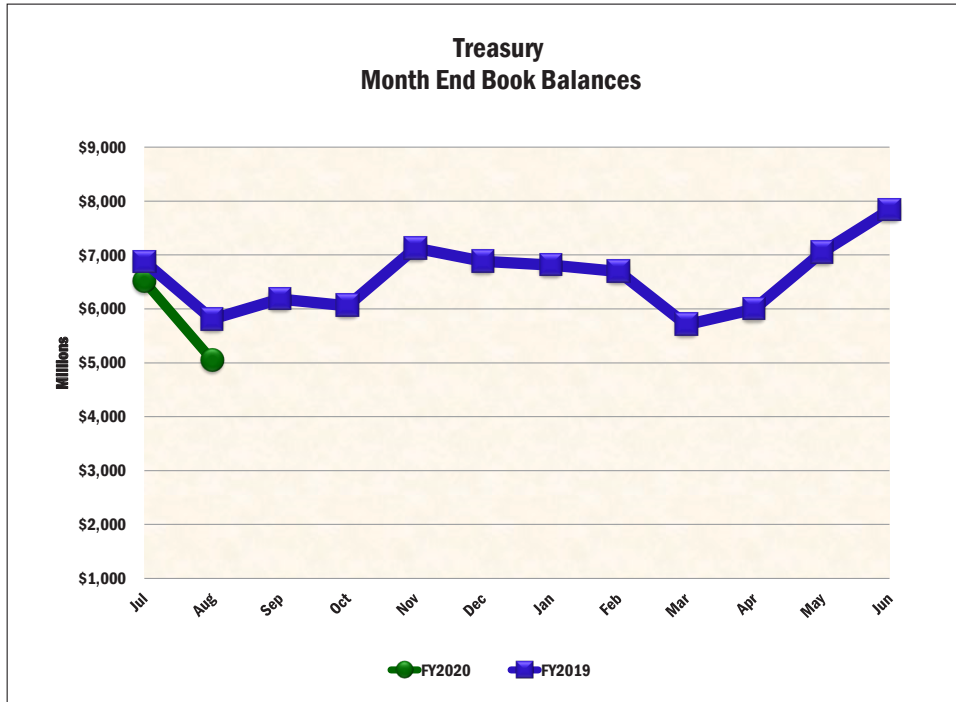
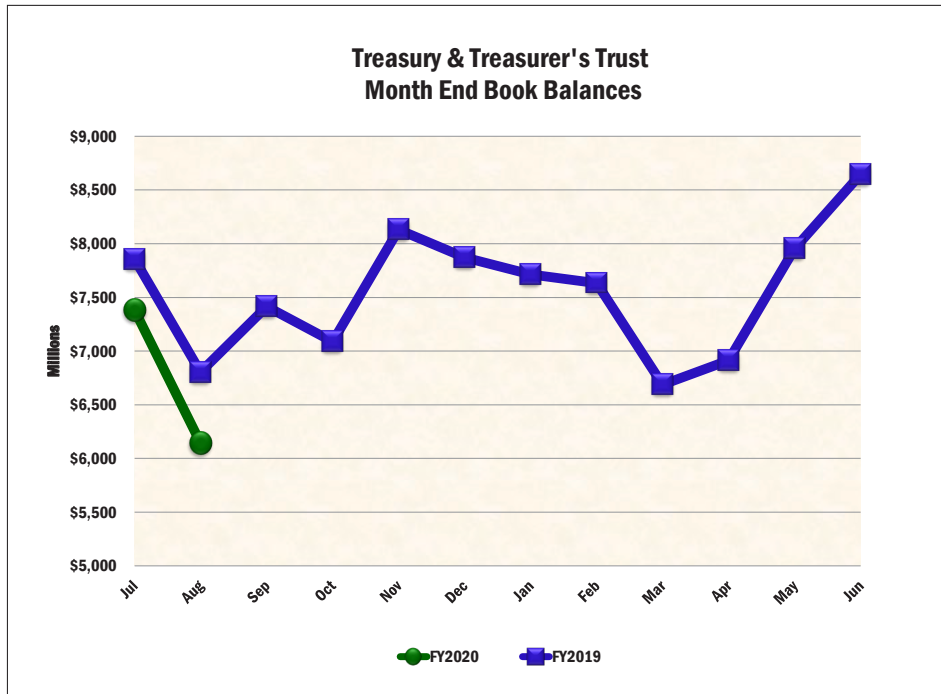
TREASURY, TREASURER'S TRUST AND LGIP FLOW CHART

The State Treasurer is charged with the cash management of public funds, which includes two categories of state funds and accounts: (1) funds and accounts located in the state treasury, which are subject to legislative appropriation; and (2) Treasurer's trust funds, which are accounts placed in the custody of the State Treasurer, and not typically subject to legislative appropriation. Funds within these accounts are comingled for investment and cash management purposes.

This flow chart describes the structure of the Treasury and Treasurer's Trust Accounts. Month end balances of these accounts are shown on pages 4 and 5.

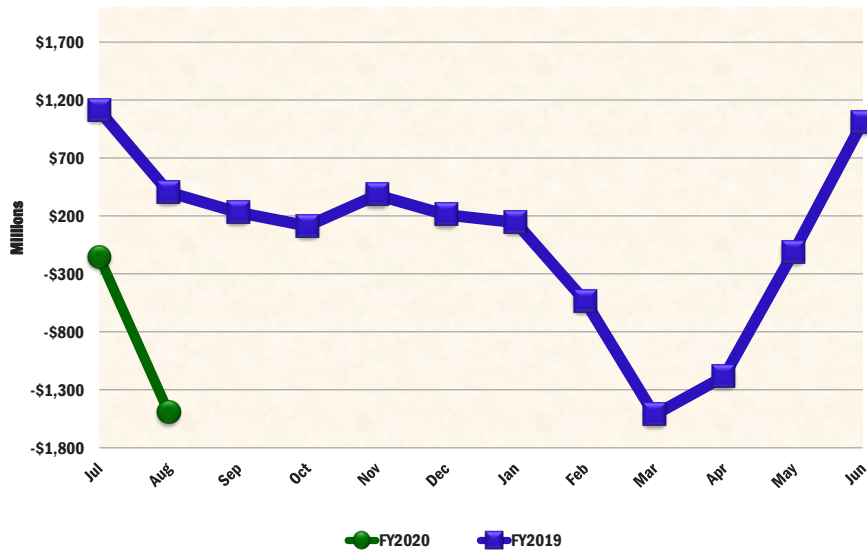


TREASURY & TREASURER'S TRUST AND TREASURY AND TREASURER'S TRUST CHART

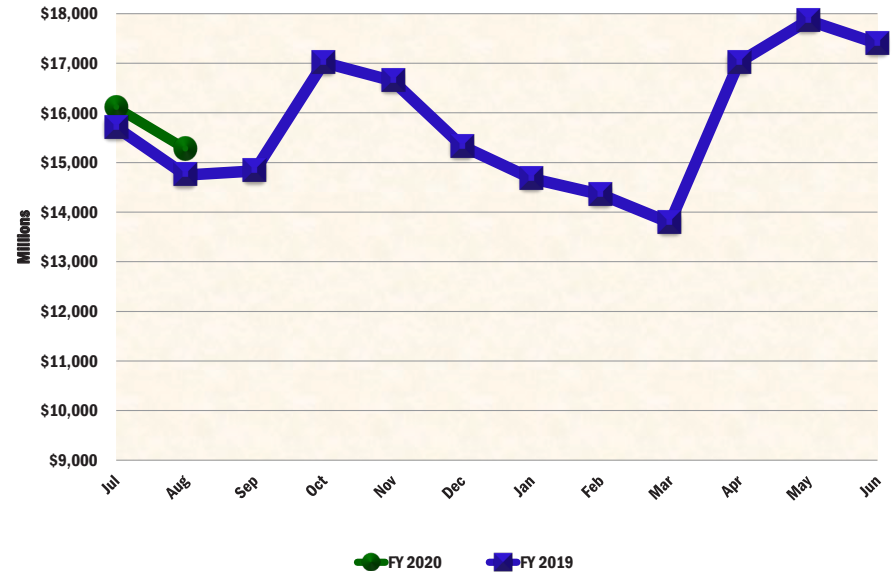


GENERAL FUND AND LOCAL GOVERNMENT INVESTMENT POOL CHARTS

General Fund Month End Book Balances

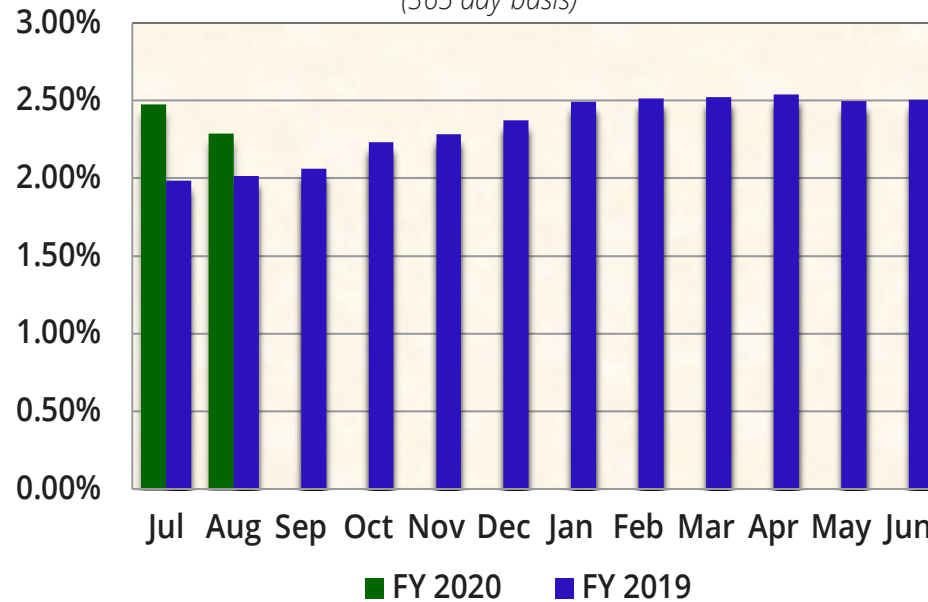


Local Government Investment Pool Month End Book Balances



LGIP Net Yield

(365 day basis)



RECEIPTS AND DISBURSEMENTS FOR TREASURY FUNDS

	August 1, 2019		August 2019		August 31, 2019		
	Beginning Book Balance		Plus Receipts	Less Disbursements	Ending Book Balance	Outstanding Warrants	Ending Cash Balance
GENERAL FUND							
001 General	\$ (155,010,374.22)	\$	3,140,392,025.95	\$ 4,481,054,090.85	\$ (1,495,672,439.12)	\$ 34,395,553.39	\$ (1,461,276,885.73)
018 Millersylvania Park Current	5,210.50				5,210.50		5,210.50
01E Geothermal	30,286.50				30,286.50		30,286.50
01N Institutional Impact	19,144.72				19,144.72		19,144.72
02P Flood Control Assistance	4,098,000.61		(390,191.19)	246,829.24	3,460,980.18	702.06	3,461,682.24
031 State Investment Board Expense	4,880,951.18		2,100,218.11	1,943,464.95	5,037,704.34	213.20	5,037,917.54
032 State Emergency Water Projects Revolving	221,616.92				221,616.92		221,616.92
03A Excess Earnings							
03L County Criminal Justice Assistance	1,522,647.51		246,976.00	225,513.63	1,544,109.88	299.31	1,544,409.19
03M Municipal Criminal Justice Assistance	282,013.06		147,071.08	72,736.04	356,348.10	132.72	356,480.82
04L Public Health Services	6.47		0.01		6.48		6.48
051 State and Local Improvements Revolving	26,744.33				26,744.33		26,744.33
055 State & Local Improve Revolving (Waste Disp Facilities, 1980)	2,639.01				2,639.01		2,639.01
05C Criminal Justice Treatment	3,921,607.68			1,045,942.73	2,875,664.95		2,875,664.95
05M Tourism Development and Promotion							
070 Outdoor Recreation	(26,412.54)		753,576.40	1,177,483.28	(450,319.42)		(450,319.42)
072 State & Local Improve Revolving (Water Supply Facilities)	905,591.51				905,591.51		905,591.51
09C Farm and Forest	608,990.51		463.00	20,435.91	589,017.60	332.23	589,349.83
09G Riparian Protection	(8,597.31)		8,843.25	245.94			
09R Economic Development Strategic Reserve	2,237,139.19			(71,470.45)	2,308,609.64		2,308,609.64
10K Veterans Innovation Program	100,766.69			16,680.67	84,086.02	6,143.25	90,229.27
10P Columbia River Basin Water Supply Development	3,283,403.73		88,790.95	481,317.70	2,890,876.98		2,890,876.98
10R Energy Freedom	740,390.36		1,227.49		741,617.85		741,617.85
10T Hood Canal Aquatic Rehabilitation Bond							
11F Reinvesting in Youth	5.98				5.98		5.98
11N Heritage Barn Preservation							
11W Water Quality Capital	34,227.10				34,227.10		34,227.10
125 Site Closure	32,711,606.81		57,783.68	44,368.49	32,725,022.00		32,725,022.00
12J Boating Activities							
12K Puget Sound Scientific Research							
12R Independent Youth Housing							
12W Veterans Conservation Corps							
14B Budget Stabilization	1,647,151,115.79		2,731,720.72	3,000.00	1,649,879,836.51		1,649,879,836.51
14C Puget Sound Recovery							
14H Community Preservation & Development Auth	8,750.00				8,750.00		8,750.00
14L Streamlined Sales & Use Tax Mitigation	5,404,791.99				5,404,791.99		5,404,791.99
15C WA Community Tech Opportunity							
15J Building Communities							
15K Columbia River Water Delivery	16,173.66				16,173.66		16,173.66

RECEIPTS AND DISBURSEMENTS FOR TREASURY FUNDS

	August 1, 2019		August 2019		August 31, 2019		
	Beginning Book Balance		Plus Receipts	Less Disbursements	Ending Book Balance	Outstanding Warrants	Ending Cash Balance
GENERAL FUND (Continued)							
15R Evergreen Job Training	\$		\$		\$		\$
16V Water Rights Processing	76,987.33		100.00		77,087.33		77,087.33
177 Judicial Retirement Administrative
17C Opportunity Express Account	62,171.42			62,171.42		62,171.42
17E State Efficiency and Restructuring
17F Washington Opportunity Pathways	28,106,179.24		5,273,856.13	7,822,198.76	25,557,836.61	1,421.94	25,559,258.55
17K Basic Health Plan Stabilization
18H Opportunity Expansion	326.64			326.64		326.64
19K Yakima Integrated Plan Implementation
19L Charter Schools Oversight	644,586.46		86,933.86	57,720.84	673,799.48	294.89	674,094.37
19N Diesel Idle Reduction
20C Yakima Integrated Plan Implementation Taxable Bond
20F Invest in Washington
20S Behavioral Health Innovation	45,624.36			45,624.36		45,624.36
21B Chehalis Basin
21D Dairy Nutrient Infrastructure
21P Sexual Assault Prevention and Response
21R DCYF Contracted Services Performance Improvement
22C Early Learning Facilities Revolving	1,451.23		206.15	334,689.79	(333,032.41)		(333,032.41)
22D Early Learning Facilities Development	1,510.46		12,437.54	14,788.37	(840.37)	136.34	(704.03)
22T Statewide Tourism Marketing	3,071,382.13		5,026.24	10,755.57	3,065,652.80		3,065,652.80
23H Defense Community Compatibility
23J Statewide Broadband	10,772,397.67		5,189.57	9,628.22	10,767,959.02		10,767,959.02
244 Habitat Conservation	(1,792.63)		1,705,970.27	2,030,240.78	(326,063.14)		(326,063.14)
24H Career Connected Learning
253 Education Construction	715,883.26		1,056.19		716,939.45		716,939.45
285 Growth Management Planning and Environmental Review	(2,123.17)		248,450.46	11,121.51	235,205.78		235,205.78
291 Education Savings
355 State Taxable Building Construction	73,071,969.86		(6,403.40)	3,646,005.61	69,419,560.85	34,393.41	69,453,954.26
359 School Constr & Skill Ctrs Bldg	1,144,937.31		77,898.28	1,067,039.03		1,067,039.03
488 Special Personnel Litigation Revolving
489 Pension Funding Stabilization	483,383,687.72		749,712.05	722,915.12	483,410,484.65		483,410,484.65
548 LEOFF System Plan 2 Expense	83,186.91		105,171.06	104,644.38	83,713.59	316.84	84,030.43
563 Columbia River Crossing Project
702 Dedicated McCleary Penalty
828 Tobacco Prevention and Control	1,295,517.83		8,274.85		1,303,792.68		1,303,792.68
830 Agricultural College Trust Management	\$388,431.66		(8,808.38)	135,701.89	243,921.39	105.28	244,026.67
TOTAL GENERAL FUND	\$ 2,156,030,753.43		\$ 3,154,325,678.04	\$ 4,501,238,948.10	\$ 809,117,483.37	\$ 34,440,044.86	\$ 843,557,528.23

RECEIPTS AND DISBURSEMENTS FOR TREASURY FUNDS

	August 1, 2019		August 2019		August 31, 2019		
	Beginning Book Balance		Plus Receipts	Less Disbursements	Ending Book Balance	Outstanding Warrants	Ending Cash Balance
SPECIAL REVENUE FUNDS							
002 Hospital Data Collection	\$ 64,564.38	\$	\$ 1,385.92	\$ 63,178.46	\$	\$ 63,178.46	
003 Architects' License	1,149,017.71	69,851.30	31,584.00	1,187,285.01	121.36	1,187,406.37	
007 Winter Recreational Program	1,622,405.35	(10,481.17)	44,393.61	1,567,530.57	18,521.96	1,586,052.53	
014 Forest Development	11,976,395.28	(409,442.53)	(664,772.05)	12,231,724.80	733.77	12,232,458.57	
01B ORV & Non-Highway Vehicle Account	1,935,915.91	198,432.22	267,660.69	1,866,687.44	2,199.91	1,868,887.35	
01M Snowmobile	2,890,924.46	45,581.46	46,711.90	2,889,794.02	15,241.96	2,905,035.98	
024 Professional Engineers'	2,027,594.49	167,498.15	28,059.97	2,167,032.67	661.18	2,167,693.85	
025 Pilotage	661,816.49	144,141.92	89,317.16	716,641.25	438.94	717,080.19	
026 Real Estate Commission	4,302,948.39	960,423.62	342,417.60	4,920,954.41	4,339.49	4,925,293.90	
027 Reclamation	3,998,592.43	126,794.07	143,239.00	3,982,147.50	601.55	3,982,749.05	
02A Surveys and Maps	1,097,677.64	61,673.97	56,751.85	1,102,599.76	13.62	1,102,613.38	
02G Health Professions	16,456,996.64	6,103,561.46	4,427,536.32	18,133,021.78	97,977.67	18,230,999.45	
02H Business Enterprises Revolving	1,010,673.73	(10,936.14)	(31,575.21)	1,031,312.80	57.42	1,031,370.22	
02J Certified Public Accountants'	4,247,212.56	58,975.00	125,153.53	4,181,034.03	3,910.98	4,184,945.01	
02K Death Investigations	1,391,196.24	875,427.90	1,314,816.85	951,807.29	934.33	952,741.62	
02M Essential Rail Assistance	685,195.44	26,101.89	38,019.14	673,278.19	673,278.19	
02N Parkland Acquisition	13,679.86	13,679.86	13,679.86	
02R Aquatic Lands Enhancement	12,743,006.71	(596,368.46)	(299,982.81)	12,446,621.06	8,111.77	12,454,732.83	
02W Timber Tax Distribution	2,136,153.25	11,231,270.93	13,372,981.96	(5,557.78)	10,634.69	5,076.91	
030 Landowner Contingency Forest Fire Suppression	(409,217.23)	(437.02)	355,226.51	(764,880.76)	(764,880.76)	
039 Aeronautics	391,072.73	1,278,189.34	300,945.42	1,368,316.65	1,951.68	1,370,268.33	
03B Asbestos	919,130.31	27,535.00	18,746.49	927,918.82	927,918.82	
03C Emergency Medical Services and Trauma Care System Trust	10,699,225.30	2,232,355.20	2,278,007.01	10,653,573.49	27,246.10	10,680,819.59	
03F Enhanced 911	2,141,801.46	2,210,130.86	1,038,980.68	3,312,951.64	22,030.00	3,334,981.64	
03N Business License	4,973,889.42	2,869,727.78	2,514,639.10	5,328,978.10	72,798.83	5,401,776.93	
03P Fire Service Trust	494,672.62	5.00	494,677.62	70.00	494,747.62	
03R Safe Drinking Water	2,732,913.60	160,367.62	128,247.59	2,765,033.63	407.04	2,765,440.67	
041 Resource Management Cost	30,251,959.16	(338,950.61)	748,422.11	29,164,586.44	45,793.37	29,210,379.81	
042 Charitable, Educational, Penal, and Reformatory Institutions	7,121,236.41	11,845.80	490,781.67	6,642,300.54	209,315.14	6,851,615.68	
044 Waste Reduction, Recycling, and Litter Control	3,541,287.41	1,181,247.70	1,229,380.16	3,493,154.95	831.78	3,493,986.73	
045 State Vehicle Parking	1,026,840.30	529,306.89	400,647.36	1,155,499.83	132.97	1,155,632.80	
048 Marine Fuel Tax Refund	294,597.58	294,597.58	294,597.58	
04E Uniform Commercial Code	1,986,355.74	152,655.75	35,756.80	2,103,254.69	9.85	2,103,264.54	
04H Surface Mining Reclamation	1,281,181.98	(75,778.45)	(127,477.45)	1,332,880.98	1,332,880.98	
04M Recreational Fisheries Enhancement	1,060,619.45	185,245.50	41,031.64	1,204,833.31	26.68	1,204,859.99	
04R Drinking Water Assistance	12,137,405.87	349,039.22	1,808,683.80	10,677,761.29	10,677,761.29	
04V Vehicle License Fraud	164,756.82	5,449.52	170,206.34	170,206.34	
04W Waterworks Operator Certification	868,314.49	57,355.80	57,522.30	868,147.99	87.00	868,234.99	
058 Public Works Assistance	35,878,983.03	2,712,666.49	1,016,406.41	37,575,243.11	4,181.52	37,579,424.63	

RECEIPTS AND DISBURSEMENTS FOR TREASURY FUNDS

	August 1, 2019		August 2019		August 31, 2019			
	Beginning Book Balance		Plus Receipts	Less Disbursements	Ending Book Balance	Outstanding Warrants	Ending Cash Balance	
SPECIAL REVENUE FUNDS (Continued)								
05H Disaster Response	\$ 13,623,083.67	\$	6,749,671.16	\$	1,585,362.48	\$ 18,787,392.35	\$ 194,681.91	\$ 18,982,074.26
05R Drinking Water Assistance Administrative	4,352,739.72		15,232.13		21,826.78	4,346,145.07	4,346,145.07
05W State Drought Preparedness	2,575,342.48		20,580.58		71,120.80	2,524,802.26	2,524,802.26
06A Salmon Recovery	27,893.34	27,893.34	27,893.34
06G Real Estate Appraiser Commission	625,232.96		65,798.33		36,749.63	654,281.66	8.44	654,290.10
06K Lead Paint	139,672.75		8,225.00		1,606.25	146,291.50	146,291.50
06L Business and Professions	7,240,702.85		929,363.36		675,602.32	7,494,463.89	15,252.30	7,509,716.19
06R Real Estate Research	754,028.66		21,980.00		10.00	775,998.66	40.00	776,038.66
06T License Plate Technology	1,095,122.37		175,750.81		33,781.49	1,237,091.69	16.54	1,237,108.23
071 Warm Water Game Fish	999,678.69		111,518.30		64,633.92	1,046,563.07	237.27	1,046,800.34
07C Vessel Response	36,450.00		325.00	36,775.00	25.92	36,800.92
07W Domestic Violence Prevention	1,719,237.30		97,374.34		99,921.19	1,716,690.45	14,545.10	1,731,235.55
080 Grade Crossing Protective	195,874.56		982.63	196,857.19	196,857.19
081 State Patrol Highway	8,162,259.23		23,578,118.53		25,032,532.71	6,707,845.05	50,324.54	6,758,169.59
082 Motorcycle Safety Education	2,384,825.67		180,225.17		177,991.29	2,387,059.55	25,323.64	2,412,383.19
084 Building Code Council	477,388.64		96,508.96		70,437.62	503,459.98	651.12	504,111.10
086 Fire Service Training	4,727,197.69		135,324.90		413,781.24	4,448,741.35	46,260.00	4,495,001.35
087 Park Land Trust Revolving	2,289,379.00		606,916.65		66,001.69	2,830,293.96	0.64	2,830,294.60
08A Education Legacy Trust	1,155,470,871.06		37,765,891.59		10,555,334.90	1,182,681,427.75	309,669.60	1,182,991,097.35
08H Military Department Rental and Lease	2,543,064.68		(78,858.13)		7,317.80	2,456,888.75	164.03	2,457,052.78
08K Problem Gambling	871,786.88		36,915.23		122,221.83	786,480.28	1,990.00	788,470.28
08M Small City Pavement and Sidewalk	2,976,482.46		93,471.10		1,179,030.51	1,890,923.05	1,890,923.05
08R Waste Tire Removal	8,366,019.60		392,946.68		7,422.93	8,751,543.35	8,751,543.35
094 Transportation Infrastructure	12,555,535.40		129,268.98		370,546.17	12,314,258.21	12,314,258.21
095 Electrical License	14,782,335.42		2,398,694.28		2,086,668.55	15,094,361.15	12,495.26	15,106,856.41
096 Highway Infrastructure	1,694,436.56		2,809.23	1,697,245.79	1,697,245.79
097 Recreational Vehicle	3,173,966.45		95,904.59		278,335.38	2,991,535.66	10,050.03	3,001,585.69
099 Puget Sound Capital Construction	(9,363,248.17)		6,730,400.76		2,037,984.84	(4,670,832.25)	79.20	(4,670,753.05)
09E Freight Mobility Investment	13,847,073.42		23,051.27		192,386.65	13,677,738.04	13,677,738.04
09F High-Occupancy Toll Lanes Operations	9,275,854.29		15,163.12		262,330.98	9,028,686.43	9,028,686.43
09H Transportation Partnership	132,159,987.31		13,275,264.86		13,652,715.93	131,782,536.24	576,283.25	132,358,819.49
09P City-County Assistance	2,045,245.71		2,079,686.20	4,124,931.91	4,124,931.91
09T Washington Main Street Trust Fund	63,358.16	63,358.16	63,358.16
102 Rural Arterial Trust	22,832,884.77		1,774,432.76		4,488,316.97	20,119,000.56	20,119,000.56
104 State Wildlife	14,216,874.04		4,790,496.64		7,738,656.68	11,268,714.00	85,388.87	11,354,102.87
106 Highway Safety	46,897,836.16		11,289,316.41		14,530,055.07	43,657,097.50	110,166.65	43,767,264.15
107 Liquor Excise Tax	3,414,568.50		4,433,671.64		27,403.78	7,820,836.36	7,820,836.36
108 Motor Vehicle	289,052,929.28		199,336,966.30		158,436,272.15	329,953,623.43	5,191,899.80	335,145,523.23
109 Puget Sound Ferry Operations	9,921,220.90		25,907,616.84		22,299,538.64	13,529,299.10	389,557.98	13,918,857.08

RECEIPTS AND DISBURSEMENTS FOR TREASURY FUNDS

	August 1, 2019		August 2019		August 31, 2019		
	Beginning Book Balance		Plus Receipts	Less Disbursements	Ending Book Balance	Outstanding Warrants	Ending Cash Balance
SPECIAL REVENUE FUNDS (Continued)							
10A Aquatic Algae Control	\$ 494,322.41	\$	18,023.99	\$ 19,173.68	\$ 493,172.72	\$ 1.00	\$ 493,173.72
10B Home Security Fund	6,043,354.92		2,261,981.90	1,013,097.85	7,292,238.97	38,960.99	7,331,199.96
10G Water Rights Tracking System	715,230.53		(0.21)	715,230.32	715,230.32
110 Special Wildlife	7,396,675.74		260,480.70	280,108.04	7,377,048.40	240.00	7,377,288.40
111 Public Service Revolving	14,440,867.92		97,207.60	1,581,380.03	12,956,695.49	56,027.13	13,012,722.62
113 Common School Construction	57,250,802.20		(856,210.44)	(2,288,333.54)	58,682,925.30	20,536.25	58,703,461.55
116 Basic Data	60,962.00		60,962.00	60,962.00
119 Unemployment Compensation Administration	199,209.43		11,442,234.09	12,054,602.03	(413,158.51)	1,905,726.48	1,492,567.97
11B Regional Mobility Grant Program	52,167,840.86		96,439.69	8,474,305.59	43,789,974.96	43,789,974.96
11E Freight Mobility Multimodal	14,397,314.10		20,959.42	984,899.12	13,433,374.40	13,433,374.40
11H Forest and Fish Support	5,204,659.30		367,477.62	237,410.68	5,334,726.24	121,312.88	5,456,039.12
11K Washington Auto Theft Prevention Authority	1,266,352.87		565,968.42	2,171,502.17	(339,180.88)	(339,180.88)
120 Administrative Contingency	18,208,685.11		177,116.58	493,238.31	17,892,563.38	200.40	17,892,763.78
12C Affordable Housing For All	2,234,554.41		1,051,972.31	120,632.62	3,165,894.10	12,537.32	3,178,431.42
12M Charitable Organization Education	1,459,822.44		22,970.00	1,482,792.44	1,482,792.44
12T Traumatic Brain Injury	469,388.22		114,277.50	82,048.18	501,617.54	501,617.54
134 Employment Services Administrative	14,866,932.40		3,434,550.82	1,552,241.99	16,749,241.23	124,961.88	16,874,203.11
138 Insurance Commissioner's Regulatory	36,733,637.60		1,872,885.18	2,503,702.24	36,102,820.54	8,341.61	36,111,162.15
144 Transportation Improvement	17,923,999.30		8,527,901.93	10,851,812.94	15,600,088.29	13,160.99	15,613,249.28
146 Firearms Range	1,491,414.93		23,886.17	1,515,301.10	1,515,301.10
14A Wildlife Rehabilitation	647,140.55		16,401.31	7,115.67	656,426.19	656,426.19
14G Ballast Water and Biofouling Management	48,756.87		48,756.87	48,756.87
14M Financial Fraud & ID Theft	777,525.20		2,862.25	774,662.95	774,662.95
14R Military Active State Service	347,262.30		200,000.00	201,525.28	345,737.02	345,737.02
14V Ignition Interlock Device	4,988,251.13		475,224.50	424,400.80	5,039,074.83	66.81	5,039,141.64
150 Low-Income Weatherization/ Structural Rehabilitation Assistance	1,712,423.86		2,885.03	18.22	1,715,290.67	1,715,290.67
153 Rural Mobility Grant Program	5,372,370.81		11,810.08	4,030,961.89	1,353,219.00	1,353,219.00
154 New Motor Vehicle Arbitration	1,244,490.75		61,053.31	46,175.91	1,259,368.15	3,506.50	1,262,874.65
158 Aquatic Land Dredged Material Disposal Site	523,560.72		(548.40)	6,474.00	516,538.32	516,538.32
159 Parks Improvement	1,124,248.18		531,593.73	82,943.37	1,572,898.54	15,114.90	1,588,013.44
15H Cleanup Settlement	46,018,715.41		88,319.28	557,922.85	45,549,111.84	45,549,111.84
15M Biotoxin	489,398.68		85,125.00	44,197.03	530,326.65	964.02	531,290.67
160 Wood Stove Education and Enforcement	481,078.24		8,961.67	14,542.98	475,496.93	200.00	475,696.93
162 Farm Labor Contractor	86,988.23		105.00	87,093.23	87,093.23
167 Natural Resources Conservation Areas Stewardship	(388,449.99)		482,447.49	(125.00)	94,122.50	94,122.50
16A Judicial Stabilization Trust	3,031,832.17		405,283.44	1,842,380.00	1,594,735.61	28,006.49	1,622,742.10
16J SR 520 Corridor	95,445,067.37		84,362,809.25	85,582,961.08	94,224,915.54	21,749.26	94,246,664.80
16M Appraisal Management Company	459,600.46		1,401.74	9,409.34	451,592.86	451,592.86
16P Marine Resources Stewardship Trust	181,634.28		301.14	181,935.42	181,935.42

RECEIPTS AND DISBURSEMENTS FOR TREASURY FUNDS

	August 1, 2019			August 2019		August 31, 2019		
	Beginning Book Balance	Plus Receipts	Less Disbursements	Ending Book Balance	Outstanding Warrants	Ending Cash Balance		
SPECIAL REVENUE FUNDS (Continued)								
16W Hospital Safety Net Assessment	\$ 150,012,421.29	\$ 14,510,897.29	\$ 8,529,691.66	\$ 155,993,626.92	\$	\$ 155,993,626.92		
172 Basic Health Plan Trust	4,267,699.00	(2,721,000.00)	1,546,699.00	1,546,699.00		
173 State Toxics Control	2,835,486.37	50,472.40	2,140,720.85	745,237.92	47,872.73	793,110.65		
174 Local Toxics Control	1,047,369.77	1,205.55	143,096.35	905,478.97	905,478.97		
176 Water Quality Permit	10,094,009.24	1,083,137.96	1,492,715.30	9,684,431.90	4,757.34	9,689,189.24		
17B Home Visiting Services	2,516,292.50	5,809,583.83	2,230,872.60	6,095,003.73	14,627.02	6,109,630.75		
17N Complete Streets Grant Program	1,222,464.00	1,222,464.00	1,222,464.00		
17P SR520 Civil Penalties	10,039,754.77	16,439.89	(437,223.08)	10,493,417.74	10,493,417.74		
17T Health Benefit Exchange	16,915,784.05	3,958,042.26	1,943,568.98	18,930,257.33	18,930,257.33		
17W Limousine Carriers	116,700.57	1,425.00	118,125.57	118,125.57		
182 Underground Storage Tank	1,180,922.88	92,757.38	122,215.99	1,151,464.27	1,151,464.27		
186 County Arterial Preservation	613,742.38	1,519,152.70	1,447,297.97	685,597.11	685,597.11		
18J Capital Vessel Replacement	10,715,448.94	2,880,621.37	(9,724.21)	13,605,794.52	285.89	13,606,080.41		
18L Hydraulic Project Approval	600.00	600.00	600.00		
199 Biosolids Permit	1,259,366.04	(7,698.53)	67,847.19	1,183,820.32	1,183,820.32		
19A Medicaid Fraud Penalty	2,512,736.53	79,075.27	414,620.01	2,177,191.79	3,314.16	2,180,505.95		
19C Forest Practice Application	757,733.35	(11,328.88)	(20,705.02)	767,109.49	1,450.00	768,559.49		
19G Environmental Legacy Stewardship	4,211,017.59	35,306.11	1,840,930.98	2,405,392.72	80,330.69	2,485,723.41		
19T DOL Technology Improvement and Data Management	1,666,601.34	50,746.60	1,717,347.94	1,717,347.94		
200 Regional Fisheries Enhancement Salmonid Recovery	(185,829.16)	206,647.46	20,617.05	201.25	201.25		
201 Department of Licensing Services	2,557,346.85	355,585.31	628,182.35	2,284,749.81	105.80	2,284,855.61		
202 Medical Test Site Licensure	936,358.68	16,076.61	55,996.89	896,438.40	450.00	896,888.40		
204 Volunteer Fire Fighters' and Reserve Officers' Administrative	1,949,653.99	3,253.61	32,073.81	1,920,833.79	620.00	1,921,453.79		
207 Hazardous Waste Assistance	3,410,491.13	78,739.70	149,428.51	3,339,802.32	2,593.62	3,342,395.94		
20B Brownfield Redevelopment Trust Fund		
20H Connecting Washington	315,962,228.48	36,068,651.71	51,428,311.12	300,602,569.07	9,280,873.85	309,883,442.92		
20J Electric Vehicle	84,625.91	188,055.79	272,681.70	272,681.70		
20M Puget Sound Taxpayer Accountability	4,448.84	7.38	4,456.22	4,456.22		
20N Transportation Future Funding Program	2,356,285.84	3,789.27	2,360,075.11	2,360,075.11		
20R Radioactive Mixed Waste	2,862,155.25	2,012.81	652,277.63	2,211,890.43	706.93	2,212,597.36		
20T PLIA Underground Storage Tank Revolving	23,621,036.96	39,227.56	50,055.93	23,610,208.59	32.92	23,610,241.51		
20V Economic Gardening Pilot Project		
215 Special Category C	1,599,310.05	280,903.10	412,809.54	1,467,403.61	1,467,403.61		
216 Air Pollution Control	30,143,228.98	206,484.68	1,842,882.82	28,506,830.84	227.97	28,507,058.81		
217 Oil Spill Prevention	5,842,104.63	311,690.15	164,409.94	5,989,384.84	3,975.26	5,993,360.10		
218 Multimodal Transportation	178,824,696.11	24,209,211.18	15,984,227.82	187,049,679.47	74,393.48	187,124,072.95		
21E Concealed Pistol License Renewal	143,551.10	9,546.60	1,005.63	152,092.07	152,092.07		
21H Wastewater Treatment Plant Operator Certification	153,555.00	1,769.50	44.50	155,280.00	155,280.00		
21M Distracted Driving Prevention	14,348.32	102.20	14,450.52	14,450.52		

RECEIPTS AND DISBURSEMENTS FOR TREASURY FUNDS

	August 1, 2019		August 2019		August 31, 2019		
	Beginning Book Balance	Plus Receipts	Less Disbursements	Ending Book Balance	Outstanding Warrants	Ending Cash Balance	
SPECIAL REVENUE FUNDS (Continued)							
21S Aquatic Invasive Species Management	\$ 262,477.35	\$ 37,452.21	\$ 32,480.64	\$ 267,448.92	\$ 5,719.68	\$ 273,168.60	
21V Construction Registration Inspection	4,024,157.76	1,233,303.40	876,141.30	4,381,319.86	5,805.07	4,387,124.93	
222 Freshwater Aquatic Weeds	1,095,939.25	66,817.25	42,182.50	1,120,574.00	5,507.27	1,126,081.27	
223 State Oil Spill Response	3,060,816.75	166,838.91	805,551.06	2,422,104.60	114.17	2,422,218.77	
22J Abandoned Recreational Vehicle Disposal	499,450.45	135,915.07	65,582.77	569,782.75	12.00	569,794.75	
22M Energy Efficiency	9,639,879.77	29,081.21	12,220.44	9,656,740.54	9,656,740.54	
22R Internet Consumer Access	
22U Secure Drug Take-Back Program	
22W Public Disclosure Transparency	849,724.57	2,265.50	851,990.07	851,990.07	
234 Public Works Administration	12,610,028.50	349,040.86	377,805.81	12,581,263.55	6,157.91	12,587,421.46	
235 Youth Tobacco & Vapor Product Prevention	1,760,852.56	130,719.57	115,961.12	1,775,611.01	8,912.42	1,784,523.43	
237 Recreation Access Pass	3,530,250.19	(699,811.26)	1,140.00	2,829,298.93	480.00	2,829,778.93	
23G Vulnerable Roadway User Education	
23N Model Toxics Control Capital	41,138,968.79	5,374,939.06	1,932,641.74	44,581,266.11	2,870.36	44,584,136.47	
23P Model Toxics Control Operating	30,886,825.01	21,918,284.86	10,386,312.58	42,418,797.29	102,873.72	42,521,671.01	
23R Model Toxics Control Stormwater	14,649,896.61	3,728,992.52	430,064.38	17,948,824.75	16,459.10	17,965,283.85	
23S Puget Sound Gateway Facility	
23T Congestion Relief Traffic Safety	
23V Voluntary Cleanup	
23W Paint Product Stewardship	(593.65)	(593.65)	
24B Foundational Public Health Services	5,000,000.00	5,000,000.00	5,000,000.00	
24J Workforce Education Investment	(133,498.76)	1,263,287.97	(1,396,786.73)	(1,396,786.73)	
24K Agency Financial Transaction	
260 University of Washington Operating Fees	123.54	123.54	123.54	
262 Manufactured Home Installation Training	588,820.83	20,161.62	15,961.27	593,021.18	1.49	593,022.67	
263 Community and Economic Development Fee	4,773,538.28	179,231.03	144,912.71	4,807,856.60	21,624.44	4,829,481.04	
267 Recreation Resources	22,055,625.56	615,291.38	589,427.42	22,081,489.52	22,081,489.52	
268 Nonhighway and Off-Road Vehicle Activities (NOVA) Program	11,972,494.33	110,789.37	1,023,330.82	11,059,952.88	503.36	11,060,456.24	
269 Parks Renewal and Stewardship	21,872,378.64	7,536,583.97	7,643,788.62	21,765,173.99	144,862.25	21,910,036.24	
271 Washington State University Operating Fees	
275 Central Washington University Operating Fees	
277 State Agency Parking	285,890.35	11,306.25	8,366.17	288,830.43	288,830.43	
296 Columbia River Basin Water Supply Rev Recovery	5,565,018.39	9,226.88	5,574,245.27	5,574,245.27	
315 Dedicated Marijuana Fund	21,826,668.16	37,268,999.75	4,594,574.95	54,501,092.96	51,878.40	54,552,971.36	
319 Public Health Supplemental	3,292,659.63	19,932.65	186,194.87	3,126,397.41	453,652.54	3,580,049.95	
404 State Treasurer's Service	26,725,542.14	1,843,524.20	741,300.92	27,827,765.42	8,342.31	27,836,107.73	
408 Coastal Protection	1,220,990.24	74,402.76	32,410.51	1,262,982.49	1,262,982.49	
441 Local Government Archives	1,271,617.34	455,749.58	314,713.89	1,412,653.03	543.57	1,413,196.60	
500 Perpetual Surveillance and Maintenance	47,328,951.51	88,773.78	47,417,725.29	47,417,725.29	

RECEIPTS AND DISBURSEMENTS FOR TREASURY FUNDS

	August 1, 2019		August 2019		August 31, 2019		
	Beginning Book Balance		Plus Receipts	Less Disbursements	Ending Book Balance	Outstanding Warrants	Ending Cash Balance
SPECIAL REVENUE FUNDS (Continued)							
507 Oyster Reserve Land	\$ 540,365.61	\$	31,090.50	\$ 535.29	\$ 570,920.82	\$	\$ 570,920.82
511 Tacoma Narrows Toll Bridge	22,796,659.85		(3,802,872.94)	(4,033,894.35)	23,027,681.26	3,022.49	23,030,703.75
513 Derelict Vessel Removal	1,295,447.96		52,329.55	36,736.20	1,311,041.31	3.00	1,311,044.31
532 Washington Housing Trust	9,073,872.28		1,188,058.59	173,721.80	10,088,209.07	253,300.60	10,341,509.67
535 Alaskan Way Viaduct Replacement Project	279,511.97		19,805.40	421,841.90	(122,524.53)	(122,524.53)
549 Election	7,378,630.33		15,907.27	595,840.70	6,798,696.90	6,798,696.90
550 Transportation 2003	(17,446,907.86)		3,128,420.19	1,748,903.32	(16,067,390.99)	185.49	(16,067,205.50)
562 Skilled Nursing Facility Safety Net Trust	11,070,820.44		11,246.60	1,277,743.41	9,804,323.63	1,462.50	9,805,786.13
564 Water Pollution Control Revolving Administration	3,514,370.24		391,940.24	114,208.98	3,792,101.50	1,454.56	3,793,556.06
565 Yakima Integrated Plan Implementation Revenue Recovery
566 Community Forest Trust	138,925.31		226.79	139,152.10	139,152.10
571 Multiuse Roadway Safety	406,674.31		17,350.07	424,024.38	424,024.38
595 I-405 and SR-167 Express Toll Lanes	55,853,183.26		76,099.03	(2,279,515.91)	58,208,798.20	2,136.55	58,210,934.75
600 Department of Retirement Systems Expense	15,665,035.21		3,774,305.14	3,048,664.73	16,390,675.62	28,815.57	16,419,491.19
689 Rural Washington Loan	4,302,050.63		7,731.94	126,887.33	4,182,895.24	4,182,895.24
727 Water Pollution Control Revolving	174,964,371.49		7,776,188.73	4,565,879.68	178,174,680.54	178,174,680.54
733 Capitol Campus Reserve
777 Prostitution Prevention and Intervention	137,799.47		2,170.14	1,448.82	138,520.79	138,520.79
785 State Educational Trust Fund	7,210,811.14		98,923.86	14,481.57	7,295,253.43	344.26	7,295,597.69
818 Youth Athletic Facility	187,340.28		310.59	187,650.87	187,650.87
825 Tobacco Settlement
844 Money-Purchase Retirement Savings Administrative
874 OASI Revolving	210,268.44		146.42	14,650.70	195,764.16	29.32	195,793.48
887 Public Facilities Construction Loan Revolving	23,835,103.46		207,968.23	234,454.06	23,808,617.63	677.78	23,809,295.41
888 Deferred Compensation Administrative	1,045,321.76		(64,278.29)	175,041.30	806,002.17	5,175.68	811,177.85
893 Radiation Perpetual Maintenance	\$350,388.63		580.91	350,969.54	350,969.54
TOTAL SPECIAL REVENUE FUNDS	\$ 3,799,543,393.65	\$	680,082,818.18	\$ 560,480,773.25	\$ 3,919,145,438.58	\$ 20,605,655.08	\$ 3,939,751,093.66
DEBT SERVICE FUNDS							
303 Highway Bond Retirement	\$ 137,026,308.09	\$	42,264,961.77	\$ 187,826,267.15	\$ (8,534,997.29)	\$	\$ (8,534,997.29)
304 Ferry Bond Retirement	6,855,657.09		1,180,403.32	4,056,000.00	3,980,060.41	3,980,060.41
305 Transportation Improvement Board Bond Retirement	4,076,114.86		569,118.85	2,236,350.00	2,408,883.71	2,408,883.71
347 Washington State University Bond Retirement	8,978,341.75		4,408,314.33	(300,948.19)	13,687,604.27	13,687,604.27
348 University of Washington Bond Retirement	16,596,519.59		102,635.60	245,564.34	16,453,590.85	16,453,590.85
380 Debt-Limit General Fund Bond Retirement
381 Debt-Limit Reimbursable Bond Retirement		89,475.00	89,475.00
382 Nondebt-Limit General Fund Bond Retirement
383 Nondebt-Limit Reimbursable Bond Retirement		7,653,150.00	7,653,150.00
384 Nondebt-Limit Proprietary Appropriated Bond Retirement
385 Nondebt-Limit Proprietary Nonappropriated Bond Retirement

RECEIPTS AND DISBURSEMENTS FOR TREASURY FUNDS

	August 1, 2019	August 2019		August 31, 2019		
	Beginning Book Balance	Plus Receipts	Less Disbursements	Ending Book Balance	Outstanding Warrants	Ending Cash Balance
DEBT SERVICE FUNDS (Continued)						
386 Nondebt-Limit Revenue Bond Retirement	\$	\$	\$	\$	\$	\$
389 Toll Facility Bond Retirement	\$13,720,087.44	4,679,021.45	(88,842,812.50)	107,241,921.39	107,241,921.39
TOTAL DEBT SERVICE FUNDS	\$ 187,253,028.82	\$ 60,947,080.32	\$ 112,963,045.80	\$ 135,237,063.34	\$	\$ 135,237,063.34
CAPITAL PROJECTS FUNDS						
01L Higher Education Construction	\$	\$	\$	\$	\$	\$
036 Capitol Building Construction	4,911,178.16	(65,068.53)	(316,367.38)	5,162,477.01	145.42	5,162,622.43
056 State Higher Education Construction	2,413.21	4.00	2,417.21	2,417.21
057 State Building Construction	(18,534,476.83)	(1,893,553.52)	115,039,061.90	(135,467,092.25)	4,151,910.49	(131,315,181.76)
060 Community and Technical College Capital Projects	(4,976,161.59)	176,235.63	(1,643,053.71)	(3,156,872.25)	(3,156,872.25)
061 Eastern Washington University Capital Projects	3,838,262.58	119,429.81	261,955.19	3,695,737.20	3,695,737.20
062 Washington State University Building	1,479,009.68	1,237,011.09	1,053,158.86	1,662,861.91	1,662,861.91
063 Central Washington University Capital Projects	4,497,691.50	120,257.28	216,196.07	4,401,752.71	4,401,752.71
064 University of Washington Building	5,218,105.52	25,184.42	834,869.48	4,408,420.46	4,408,420.46
065 Western Washington University Capital Projects	6,101,381.10	123,242.08	220,392.25	6,004,230.93	6,004,230.93
066 The Evergreen State College Capital Projects	2,288,892.77	116,795.86	9,705.87	2,395,982.76	2,395,982.76
075 State Social and Health Services Construction	5,371.39	5,371.39	5,371.39
18B Columbia River Basin Tax Bond Water Supply Development	1,222,525.21	2,026.84	1,224,552.05	1,224,552.05
245 Public Safety Reimbursable Bond	4.12	4.12	4.12
246 Community and Technical College Forest Reserve	4,559,355.09	278.94	(388,534.51)	4,948,168.54	4,948,168.54
289 Thurston County Capital Facilities	2,829,306.28	410,381.25	8,639.82	3,231,047.71	3,231,047.71
357 Gardner-Evans Higher Education Construction	45,698.05	45,698.05	45,698.05
364 Military Department Capital	\$1,725,597.35	99,002.20	1,824,599.55	1,824,599.55
TOTAL CAPITAL PROJECTS FUNDS	\$ 15,214,153.59	\$ 471,227.35	\$ 115,296,023.84	\$ -99,610,642.90	\$ 4,152,055.91	\$ (95,458,586.99)
PERMANENT FUNDS						
04B Natural Resources Real Property Replacement	\$ 9,177,062.01	\$ 315,147.06	\$	\$ 9,492,209.07	\$	\$ 9,492,209.07
601 Agricultural Permanent	56,237.97	(89,547.20)	145,785.17	145,785.17
603 Millersylvania Park Trust	5,621.10	9.32	5,630.42	5,630.42
604 Normal School Permanent	54,823.63	(114,473.02)	169,296.65	169,296.65
605 Permanent Common School	38,248.51	(17,435.58)	55,684.09	55,684.09
606 Scientific Permanent	84,908.68	(21,428.28)	106,336.96	106,336.96
607 State University Permanent	169,898.61	18,981.79	150,916.82	150,916.82
851 Developmental Disabilities Community Trust	\$3,605,524.83	5,775.61	3,611,300.44	3,611,300.44
TOTAL PERMANENT FUNDS	\$ 13,192,325.34	\$ 320,931.99	\$ (223,902.29)	\$ 13,737,159.62	\$	\$ 13,737,159.62
ENTERPRISE FUNDS						
401 Correctional Industries	\$ 9,685,244.18	\$ 6,509,062.14	\$ 8,466,527.73	\$ 7,727,778.59	\$ 184,151.97	\$ 7,911,930.56
407 Secretary of State's Revolving	8,047,973.95	687,217.47	657,453.50	8,077,737.92	8,077,737.92
578 Lottery Administrative	108,159.11	1,200,781.75	1,172,329.60	136,611.26	17,759.22	154,370.48

RECEIPTS AND DISBURSEMENTS FOR TREASURY FUNDS

	August 1, 2019		August 2019		August 31, 2019			
	Beginning Book Balance		Plus Receipts	Less Disbursements	Ending Book Balance	Outstanding Warrants	Ending Cash Balance	
ENTERPRISE FUNDS (Continued)								
608 Accident	\$ 15,310,211.99	\$	206,577,763.01	\$	222,214,530.94	\$ (326,555.94)	\$ 12,992,434.60	\$ 12,665,878.66
609 Medical Aid	9,013,305.97		155,865,153.55		163,594,967.85	1,283,491.67	7,960,104.57	9,243,596.24
610 Accident Reserve	229,608.59		64,894,152.39		64,235,046.55	888,714.43	1,159,950.60	2,048,665.03
881 Supplemental Pension	6,674,471.50		137,116,106.30		143,222,508.39	568,069.41	1,605,352.95	2,173,422.36
883 Second Injury	\$48,432,049.20		5,793,972.94		133,774.62	54,092,247.52	22,206.14	54,114,453.66
TOTAL ENTERPRISE FUNDS	\$ 97,501,024.49	\$	578,644,209.55	\$	603,697,139.18	\$ 72,448,094.86	\$ 23,941,960.05	\$ 96,390,054.91
INTERNAL SERVICE FUNDS								
006 Public Records Efficiency, Preservation & Access	\$ 1,526,080.21	\$	(12,403.98)	\$	253,336.48	\$ 1,260,339.75	\$ 326.28	\$ 1,260,666.03
405 Legal Services Revolving	6,771,856.15		6,410,719.22		14,229,120.27	(1,046,544.90)	74,443.12	(972,101.78)
410 Transportation Equipment	12,851,823.66		916,423.52		6,660,976.19	7,107,270.99	134,110.97	7,241,381.96
415 Personnel Service	1,521,122.14		356,956.00		557,797.29	1,320,280.85	258.03	1,320,538.88
418 State Health Care Authority Administrative	2,291,168.47		599,610.00		1,206,507.79	1,684,270.68	144.24	1,684,414.92
455 Higher Education Personnel Service	406,417.21		(6,390.76)		50,401.84	349,624.61	84.96	349,709.57
468 OFM Central Service	(649,591.89)		2,407,118.25		931,934.44	825,591.92	1,800.00	827,391.92
483 Auditing Services Revolving	(387,584.90)		244,486.44		609,981.07	(753,079.53)	12,489.67	(740,589.86)
484 Administrative Hearings Revolving	(987,328.41)		1,427,060.69		1,891,829.47	(1,452,097.19)	1,339.37	(1,450,757.82)
492 School Employees' Insurance Administrative	\$10,344,722.54		9,999,296.00		1,376,991.22	18,967,027.32	290.12	18,967,317.44
TOTAL INTERNAL SERVICE FUNDS	\$ 33,688,685.18	\$	22,342,875.38	\$	27,768,876.06	\$ 28,262,684.50	\$ 225,286.76	\$ 28,487,971.26
PENSION TRUST FUNDS								
614 Volunteer Firefighters' Relief and Pension Principal	\$ 20,425,925.78	\$	548,730.35	\$	1,051,286.41	\$ 19,923,369.72	\$ 60,360.46	\$ 19,983,730.18
615 State Patrol - Plan 1	1,005,106.94		7,183,997.34		7,145,503.64	1,043,600.64	6,709.42	1,050,310.06
616 Judges' Retirement	1,052,641.12		1,737.95		25,321.05	1,029,058.02	2,839.56	1,031,897.58
630 State Patrol - Plan 2	411,147.69		1,748,927.37		1,809,576.20	350,498.86		350,498.86
631 Public Employees' Retirement System Plan 1	8,943,365.97		164,716,171.88		163,112,091.00	10,547,446.85	168,370.09	10,715,816.94
632 Teachers' Retirement System Plan 1	6,789,959.01		118,216,686.92		117,573,438.47	7,433,207.46	166,898.10	7,600,105.56
633 School Employees' Retirement System Combined Plan 2 & 3	5,688,186.73		56,648,260.46		56,394,102.86	5,942,344.33	84,825.55	6,027,169.88
635 Public Safety Employees Retirement System Plan 2	284,624.72		7,659,380.25		7,475,150.59	468,854.38	17.55	468,871.93
641 Public Employees' Retirement System Combined Plan 2 & 3	11,754,267.07		276,995,965.16		272,125,954.48	16,624,277.75	579,279.03	17,203,556.78
642 Teachers' Retirement System Combined Plan 2 and 3	17,269,756.14		185,209,845.92		183,632,686.11	18,846,915.95	117,360.02	18,964,275.97
722 Deferred Compensation Principal	4,378,936.14		50,963,582.99		51,495,262.35	3,847,256.78	500.00	3,847,756.78
729 Judicial Retirement Principal	9,718.69		9,253.65		9,237.49	9,734.85		9,734.85
819 LEOFF Plan 1 Retirement	2,706,683.32		31,254,800.25		30,840,687.06	3,120,796.51	24,746.06	3,145,542.57
829 LEOFF Plan 2 Retirement	4,316,789.97		62,973,799.27		62,744,525.60	4,546,063.64	11,464.19	4,557,527.83
882 Washington Judicial Retirement System	\$8,294,120.57		1,578,219.23		670,842.76	9,201,497.04		9,201,497.04
TOTAL PENSION TRUST FUNDS	\$ 93,331,229.86	\$	965,709,358.99	\$	956,105,666.07	\$ 102,934,922.78	\$ 1,223,370.03	\$ 104,158,292.81
AGENCY FUNDS								
01P Suspense	\$ 90,810,373.19	\$	2,267,794,396.51	\$	2,307,544,046.15	\$ 51,060,723.55	\$ 43,979.02	\$ 51,104,702.57

RECEIPTS AND DISBURSEMENTS FOR TREASURY FUNDS

	August 1, 2019		August 2019		August 31, 2019		
	Beginning Book Balance		Plus Receipts	Less Disbursements	Ending Book Balance	Outstanding Warrants	Ending Cash Balance
AGENCY FUNDS (Continued)							
01R Undistributed Receipts	\$ 1,390,876.12	\$	528,343.98	\$	\$ 1,919,220.10	\$	\$ 1,919,220.10
01T Local Leasehold Excise Tax	2,298,372.39			2,114,897.41	183,474.98		183,474.98
034 Local Sales and Use Tax							
035 State Payroll Revolving	19,703,834.34		543,099,757.73	544,424,514.47	18,379,077.60	1,898,695.34	20,277,772.94
768 Local Real Estate Excise Tax							
795 State Investment Board Commingled Monthly Bond			614.40	614.40			
847 Separately Managed State Agency Investment							
865 State Investment Board Commingled Trust	2,337.46		18,476.20	20,813.66			
877 OASI Contribution							
TOTAL AGENCY FUNDS	\$ 114,205,793.50	\$	2,811,441,588.82	\$ 2,854,104,886.09	\$ 71,542,496.23	\$ 1,942,674.36	\$ 73,485,170.59
TOTAL TREASURY FUNDS	\$ \$6,509,960,387.86	\$	8,274,285,768.62	\$ 9,731,431,456.10	\$ 5,052,814,700.38	\$ 86,531,047.05	\$ 5,139,345,747.43

RECEIPTS AND DISBURSEMENTS FOR TREASURER'S TRUST FUNDS

	August 1, 2019		August 2019		August 31, 2019	
	Beginning Book Balance	Plus Receipts	Less Disbursements	Ending Book Balance	Outstanding Warrants	Ending Cash Balance
GENERAL FUND						
06N Local Tax Administration	\$	\$	\$	\$	\$	\$
07F Commercial Fisheries Buyback
08B Foster Care Endowed Scholarship Trust	16,009.81	26.54	16,036.35	16,036.35
08E Individual Development Account Program	2,003.17	3.33	2,006.50	2,006.50
08N State Financial Aid	4,010,457.32	48,952,739.71	12,371,291.85	40,591,905.18	7,120.18	40,599,025.36
08T Transportation Innovative Partnership
10V Invasive Species Council
11M Poet Laureate	115.55	115.55	115.55
11R Hospital Infection Control Grant
12L Outdoor Education and Recreation Prog	920,389.28	1,301,400.56	848,561.10	1,373,228.74	1,373,228.74
12P Geoduck Aquaculture Research	434,509.74	23,448.88	411,060.86	411,060.86
131 Fair	2,209,678.75	3,736.51	6,134.66	2,207,280.60	370.09	2,207,650.69
14N Legislative Oral History	58,650.20	2,000.00	60,650.20	60,650.20
14P Skeletal Human Remains Assistance	290,642.30	290,642.30	290,642.30
15B Food Animal Vet Scholarship
15N Business Assistance
16F Washington State Flag	410.96	(410.96)
16K Mortgage Recovery
16R Multiagency Permitting Team	95,582.69	158.47	95,741.16	95,741.16
17R Aerospace Training Student Loan	209,533.25	15,979.10	10,349.64	215,162.71	215,162.71
18C Native Education Public-Private Partnership
18F High School Completion
18G Opportunity Scholarship Match Transfer	99,933.99	7,468,000.00	7,567,933.99	7,567,933.99
18K 24/7 Sobriety	8,573.61	798.85	9,372.46	9,372.46
18V Science, Technology, Engineering and Math Education Lighthouse
19J Universal Communications Services	6,587,581.78	1,993,780.61	3,653.74	8,577,708.65	8,577,708.65
19V Andy Hill Cancer Research Endowment Fund Match Transfer	45,360.49	45,360.49	45,360.49
20L Early Start
21J Gina Grant Bull Memorial Legislative Page Scholarship	51,650.08	76.70	51,726.78	51,726.78
21K Skilled Worker Awareness Grant Program	149,153.69	149,153.69	149,153.69
21L Low-Income Home Rehab Revolving Loan Program
21T Suicide-Safer Homes Project	0.01	0.01	0.01
22A State Agency Office Relocation Pool	2,702,849.62	3,788,382.97	107,447.00	6,383,785.59	6,383,785.59
22B Highway Worker Memorial Scholarship
22S Landlord Mitigation Program	443,844.93	132,441.54	210,740.14	365,546.33	17,811.00	383,357.33
22V Medical Student Loan	491,479.24	491,479.24	491,479.24
23B Rural Jobs Program Match Transfer
23E Washington History Day	50,740.93	84.02	43.85	50,781.10	50,781.10
23F Open Educational Resources

RECEIPTS AND DISBURSEMENTS FOR TREASURER'S TRUST FUNDS

	August 1, 2019		August 2019		August 31, 2019		
	Beginning Book Balance		Plus Receipts	Less Disbursements	Ending Book Balance	Outstanding Warrants	Ending Cash Balance
GENERAL FUND (Continued)							
23L Indian Health Improvement Reinvestment	\$		\$		\$		\$
24A Behavioral Health Loan Repayment Program		1,000,000.00		1,000,000.00		1,000,000.00
24F Veterans Service Officer
290 Savings Incentive	2,150,809.06		14,291.11	6,797.59	2,158,302.58		2,158,302.58
447 Information Technology Investment Revolving	2,357,747.86		7,427,900.00	267,194.02	9,518,453.84		9,518,453.84
473 School Employees Insurance Reserve
474 School Employees Flexible & Dependent Care Administration
475 School Employees Dental Benefits Administration
490 Regional Transportation Investment District
493 School Employees' Insurance
494 School Employees' Benefits Board Administration
514 Agricultural Conservation Easements
534 Washington Graduate Fellowship Trust	489.80			489.80		489.80
551 Washington Youth and Families	124,634.31			124,634.31		124,634.31
552 Conservation Assistance Revolving	403,772.05			403,772.05		403,772.05
567 Long-Term Services and Supports Trust		1,231,000.00		1,231,000.00		1,231,000.00
646 Higher Ed Retirement Plan Supplemental Benefit	14,613.16		1,005,196.44	1,005,524.00	14,285.60		14,285.60
653 Washington Distinguished Professorship Trust
743 College Faculty Awards Trust	186.14			186.14		186.14
747 Health Professional Loan Repayment & Scholarship Program	7,453,251.77		700,162.83	84,532.57	8,068,882.03	10,950.52	8,079,832.55
748 Higher Education Coord. Board for Innovation and Quality
781 Cross-State Trail	473.10			473.10		473.10
793 Health Insurance Pool
817 Stadium and Exhibition Center Construction
835 Four Year Student Child Care in Higher Education	\$5,326.57		75,000.00		80,326.57		80,326.57
TOTAL GENERAL FUND	\$ 30,898,975.97		\$ 75,604,227.57	\$ 14,945,719.04	\$ 91,557,484.50	\$ 36,251.79	\$ 91,593,736.29
SPECIAL REVENUE FUNDS							
01F Crime Victims' Compensation	\$ 298,295.50	\$ 331,343.70	\$		\$ 629,639.20	\$	\$ 629,639.20
03K Industrial Insurance Premium Refund	3,860,107.48	189,061.83	149,334.11		3,899,835.20	346.53	3,900,181.73
04F Real Estate Education Program	657,320.20	6,088.74	139.78		663,269.16		663,269.16
06H Oral History, State Library, and Archives	72,045.69	5,356.50	17,007.23		60,394.96		60,394.96
06J Securities Prosecution	555,390.46	11,444.95	315.22		566,520.19	315.22	566,835.41
07A Mortgage Lending Fraud Prosecution	127,898.27	32,196.78	34,142.00		125,953.05	34,142.00	160,095.05
07B Organ and Tissue Donation Awareness	201,856.23	42,036.29	105,097.32		138,795.20		138,795.20
07E Contract Harvesting Revolving	12,190,543.42	20,732.98	1,705,210.46		10,506,065.94	372.60	10,506,438.54
07J "Helping Kids Speak"	3,362.35	2,307.67	2,240.01		3,430.01		3,430.01
07K Special License Plate Applicant Trust	12,206.00		12,206.00		12,206.00
07L Legislative International Trade	299.15		299.15		299.15
07N Produce Railcar Pool	49.52	0.08		49.60		49.60

RECEIPTS AND DISBURSEMENTS FOR TREASURER'S TRUST FUNDS

	August 1, 2019		August 2019		August 31, 2019		
	Beginning Book Balance		Plus Receipts	Less Disbursements	Ending Book Balance	Outstanding Warrants	Ending Cash Balance
SPECIAL REVENUE FUNDS (Continued)							
07T Commemorative Works	\$ 3,386.39	\$	5.61	\$	\$ 3,392.00	\$	\$ 3,392.00
07V Fish and Wildlife Enforcement Reward	650,514.77		24,221.39	39,822.90	634,913.26	1,212.91	636,126.17
08C Gonzaga University Alumni Association	6,298.71		4,762.35	4,242.01	6,819.05	6,819.05
08F Lighthouse Environmental Programs	12,441.30		9,109.33	7,326.66	14,223.97	14,223.97
08G Flexible Spending Administrative	2,526,356.10		46,746.33	61,525.70	2,511,576.73	2,511,576.73
08J Prescription Drug Consortium	42,947.77		42,947.77	42,947.77
08L "Ski & Ride Washington"	3,110.56		3,446.33	2,513.00	4,043.89	4,043.89
08P State Parks Education and Enhancement	394,962.24		10,495.28	12,771.22	392,686.30	392,686.30
08V Veterans Stewardship	2,172,808.12		65,629.64	32,482.70	2,205,955.06	3,684.08	2,209,639.14
08W "Washington's National Park Fund"	24,833.56		23,464.00	19,772.65	28,524.91	28,524.91
098 Eastern Washington Pheasant Enhancement	266,760.31		15,695.34	282,455.65	282,455.65
09A We Love Our Pets	11,883.56		5,712.00	4,290.99	13,304.57	13,304.57
09B Boating Safety Education Certification	684,489.72		27,629.00	14,205.20	697,913.52	655.00	698,568.52
09J Washington Coastal Crab Pot Buoy Tag	224,793.27		224,793.27	224,793.27
09K Life Sciences Discovery	89,373.26		161.37	5,741.15	83,793.48	83,793.48
09L Nursing Resource Center	238,850.32		53,675.00	138,201.60	154,323.72	100.00	154,423.72
10F "Share the Road"	18,395.05		7,926.35	7,576.34	18,745.06	18,745.06
11A Employment Training Finance	232,462.06		7,347.80	8,675.00	231,134.86	231,134.86
11J Electronic Products Recycling	630,407.80		(2,363.12)	22,283.86	605,760.82	685.00	606,445.82
11P Large On-Site Sewage Systems
11V Veteran Estate Management	20,499.22		34,287.15	18,691.90	36,094.47	1,393.50	37,487.97
126 Agricultural Local	16,715,697.68		1,873,119.63	5,158,199.06	13,430,618.25	48,482.62	13,479,100.87
128 Grain Inspection Revolving	3,376,754.14		294,440.05	1,248,146.89	2,423,047.30	1,537.27	2,424,584.57
12E Assisted Living Facility Management	347,771.46		(12,332.71)	360,104.17	360,104.17
12F Manufactured/Mobile Home Dispute Resol	2,591,970.52		54,417.01	47,941.72	2,598,445.81	2,598,445.81
12G Rockfish Research	373,870.84		28,922.00	15,608.14	387,184.70	4.00	387,188.70
12H Uniformed Service Shared Leave Pool	855,833.99		16,135.08	839,698.91	839,698.91
12N Get Ready For Math & Science Schlarshp	116,961.56		2,686.62	119,648.18	119,648.18
133 Children's Trust	474,390.06		3,893.50	21,524.06	456,759.50	456,759.50
14E Washington State Library Operations	2,750,111.90		481,007.68	522,190.06	2,708,929.52	770.21	2,709,699.73
14W Reduced Cigarette Ignition Propensity	599,957.42		16,747.98	4,056.73	612,648.67	450.00	613,098.67
15A Transitional Housing Oper & Rent	0.41		0.41	0.41
15T Broadband Mapping
15V Funeral and Cemetery	709,918.40		19,609.51	46,684.73	682,843.18	445.33	683,288.51
15W Guaranteed Asset Protection Waiver	19,500.00		250.00	19,750.00	19,750.00
163 Worker and Community Right to Know	1,062,918.07		2,355,387.33	749,503.41	2,668,801.99	447.06	2,669,249.05
169 Horse Racing Commission Operating	773,432.91		224,291.86	168,038.91	829,685.86	3,162.37	832,848.23
16B Landscape Architects' License	303,414.84		59,797.42	14,030.77	349,181.49	34.30	349,215.79
16E Spec Forest Products Outreach/Education	34,940.10		30,352.51	65,292.61	65,292.61

RECEIPTS AND DISBURSEMENTS FOR TREASURER'S TRUST FUNDS

	August 1, 2019		August 2019		August 31, 2019		
	Beginning Book Balance		Plus Receipts	Less Disbursements	Ending Book Balance	Outstanding Warrants	Ending Cash Balance
SPECIAL REVENUE FUNDS (Continued)							
16G Universal Vaccine Purchase	\$ 8,851,278.20	\$	7,219,840.07	\$ 7,090,891.83	\$ 8,980,226.44	\$	\$ 8,980,226.44
16H Columbia River Salmon/Steelhead Endorsement	(10,747.41)		8,907.06	(1,840.35)	22.50	22.50
16L Accessible Communities	508,386.63		15,642.57	5,584.92	518,444.28	518,444.28
16N Disabled Veterans Assistance
16T Product Stewardship Programs	278,721.55		(816.63)	7,041.23	270,863.69	270,863.69
17L Foreclosure Fairness	540,028.49		268,772.15	30,884.53	777,916.11	137.34	778,053.45
17M Individual-Based/Portable Background Check Clearance	58,547.67		36,253.00	4,786.37	90,014.30	612.00	90,626.30
17V Volunteer Firefighters	6,131.99		3,147.67	3,196.66	6,083.00	6,083.00
180 Local Government Administrative Hearings	271,919.32		3,549.65	268,369.67	268,369.67
189 Clarke-McNary		15,539,191.00	15,539,191.00	15,539,191.00
18A Investing In Innovation	34,347.09		34,347.09	34,347.09
18E Educator Certification Processing	2,769,672.72		338,050.38	188,246.28	2,919,476.82	1,206.63	2,920,683.45
18M Music Matters Awareness	7,711.66		6,076.00	5,807.67	7,979.99	7,979.99
18N Damage Prevention	125,371.00		10,000.00	135,371.00	135,371.00
18R Seattle Sounders FC	7,637.95		5,562.69	5,159.01	8,041.63	8,041.63
190 Forest Fire Protection Assessment	6,487,523.15		(693,509.03)	1,232,344.75	4,561,669.37	7,343.38	4,569,012.75
193 State Forest Nursery Revolving	1,479,332.71		(31,368.71)	(403,417.94)	1,851,381.94	32,903.18	1,884,285.12
195 Energy	214.31		0.35	214.66	214.66
197 Statute Law Committee Publications	839,870.97		929.37	4,156.09	836,644.25	59.89	836,704.14
198 Access Road Revolving	8,439,959.46		(196,942.70)	149,943.67	8,093,073.09	753.66	8,093,826.75
19B School for the Blind	2,189,075.61		490,957.83	158,212.32	2,521,821.12	4,320.00	2,526,141.12
19E 4-H Program	363.00		368.67	448.00	283.67	283.67
19F Seattle Seahawks	93,405.43		85,420.15	26,937.20	151,888.38	151,888.38
19H Center for Deaf/Hard of Hearing Youth	495,646.41		54,803.04	550,449.45	550,449.45
19M Seattle University	31,066.00		625.33	31,691.33	31,691.33
19P Child Rescue	29,292.40		2,091.28	31,383.68	31,383.68
19R Residential Services and Support	60,110.57		(5,220.71)	65,331.28	65,331.28
19W Wolf-Livestock Conflict	309,031.63		13,223.75	322,255.38	322,255.38
205 Mobile Home Park Relocation	1,795,405.57		109,083.01	20,858.65	1,883,629.93	653.56	1,884,283.49
206 Cost of Supervision	780,678.01		147,727.14	250,910.44	677,494.71	205.00	677,699.71
209 Regional Fisheries Enhancement Group	1,626,293.25		85,181.61	32,015.10	1,679,459.76	7.53	1,679,467.29
20A State Flower	2,767.33		2,095.33	2,256.33	2,606.33	2,606.33
20D CPA Scholarship Transfer	225,000.00		225,000.00	225,000.00
20E WA Internet Crimes Against Children	1,457,253.30		3,685.90	1,453,567.40	1,453,567.40
20G Washington Farmers and Ranchers	1,068.67		140.00	280.00	928.67	280.00	1,208.67
20K Licensing & Enforcement System Modernization	1,199,946.01		1,199,946.01	30.99	1,199,977.00
20P Nursing Facility Quality Enhancement	2,397,680.61		(10,206.88)	2,407,887.49	2,407,887.49
20W Washington Tennis	3,829.00		179.67	4,008.67	4,008.67
210 Fire Protection Contractor License	479,256.43		5,215.82	83,392.12	401,080.13	900.00	401,980.13

RECEIPTS AND DISBURSEMENTS FOR TREASURER'S TRUST FUNDS

	August 1, 2019		August 2019		August 31, 2019		
	Beginning Book Balance		Plus Receipts	Less Disbursements	Ending Book Balance	Outstanding Warrants	Ending Cash Balance
SPECIAL REVENUE FUNDS (Continued)							
213 Veterans' Emblem	\$ 37,990.94	\$	448.00	\$	\$ 38,438.94	\$	\$ 38,438.94
214 Temporary Worker Housing	308,036.03		61,836.19	6,607.95	363,264.27	242.00	363,506.27
219 Air Operating Permit	2,204,078.53		(5,503.61)	58,712.32	2,139,862.60	79.98	2,139,942.58
21A Washington State Wrestling	658.00		620.67	658.00	620.67	620.67
21C Washington Sexual Assault Kit	1,165,250.49		(2,054.98)	27,924.75	1,135,270.76	1,135,270.76
21F Fred Hutch	557.67		420.00	585.67	392.00	392.00
21G Washington State Aviation	52,317.34		3,562.99	17.99	55,862.34	55,862.34
21N NE WA Wolf-Livestock Management	504,800.78		629.40	505,430.18	505,430.18
21Q Forest Health Revolving	13,459,915.40		(19,204.76)	(262,381.85)	13,703,092.49	13,703,092.49
21U Veteran's In-State Service Shared Leave Pool	81,302.79		(2,218.26)	83,521.05	83,521.05
21W K-12 Criminal Background Check	266,992.88		61,388.25	25,413.24	302,967.89	302,967.89
225 Fingerprint Identification	3,597,941.52		907,351.09	1,203,660.35	3,301,632.26	21,962.87	3,323,595.13
22G Photovoltaic Module Recycling	11,729.00		1,056.18	9,378.89	3,406.29	3,406.29
22H Foster Parent Shared Leave Pool	32,886.69		1,755.60	31,131.09	31,131.09
22K Watershed Restoration Enhancement	98,350.00		66,850.00	165,200.00	165,200.00
22L Public Use General Aviation Airport Loan Revolving	5,000,023.29		14,898.84	4,985,124.45	4,985,124.45
22N Fish and Wildlife Federal Lands Revolving
22P Natural Resources Federal Lands Revolving	120,828.67		(24,619.71)	(473,026.42)	569,235.38	569,235.38
22Q Seattle Mariners	13,808.67		1,948.33	15,757.00	15,757.00
23A Student Loan Advocate
23C Department of Licensing Tuition Recovery	30,029.09		8,537.18	286.79	38,279.48	286.79	38,566.27
23D Student Achievement Council Tuition Recovery Trust
23K Smoke Detection Device Awareness
23M County Road Administration Board Emergency Loan
23U Compostable Products Revolving
24C San Juan Islands Programs
24D Seattle Storm
24E Washington State Library-Archives Building	39.00		48,884.81	48,923.81	48,923.81
24G Hemp Regulatory	29,700.00		23,403.79	850.00	52,253.79	2,700.00	54,953.79
259 Coastal Crab	108,770.73		108,770.73	108,770.73
274 Adult Family Home	818,337.65		(3,430.48)	821,768.13	821,768.13
281 Impaired Driving Safety	87,556.93		176,177.10	263,734.03	263,734.03
283 Juvenile Accountability Incentive	85,976.82		142.54	86,119.36	86,119.36
294 Sea Cucumber Dive Fishery	(3,016.23)		(3,016.23)	(3,016.23)
295 Sea Urchin Dive Fishery	(8.23)		(8.23)	(8.23)
297 Pipeline Safety	4,572,734.95		149,380.95	212,481.34	4,509,634.56	2,083.20	4,511,717.76
298 Geologists'	401,712.56		25,171.98	17,521.12	409,363.42	137.12	409,500.54
300 Financial Services Regulation	21,108,648.45		1,571,025.82	4,801,669.65	17,878,004.62	6,929.90	17,884,934.52
320 Puget Sound Crab Pot Buoy Tag	59,364.12		14,525.00	73,889.12	73,889.12

RECEIPTS AND DISBURSEMENTS FOR TREASURER'S TRUST FUNDS

	August 1, 2019		August 2019		August 31, 2019		
	Beginning Book Balance		Plus Receipts	Less Disbursements	Ending Book Balance	Outstanding Warrants	Ending Cash Balance
SPECIAL REVENUE FUNDS (Continued)							
328 Crim Justice Training Commis Firing Range Maintenance	\$ 115,439.00	\$	45,987.00	\$	\$ 161,426.00	\$	\$ 161,426.00
416 Surplus and Donated Food Commodities Revolving	4,751,131.85		60,050.45	803,440.93	4,007,741.37	51,784.11	4,059,525.48
424 Anti-Trust Revolving	902,508.21		(7,689.42)	188,452.69	706,366.10	315.18	706,681.28
480 Financial Education Public-Private Partnership	58,934.11		900.12	58,033.99	858.09	58,892.08
485 Horse Racing Owners' Bonus/Breeder Awards	345,820.21		96,838.85	442,659.06	442,659.06
495 Toll Collection	22,985,055.28		17,118,088.31	19,697,402.34	20,405,741.25	31,093.51	20,436,834.76
496 Future Teachers Conditional Scholarship	2,464,246.84		2,935,389.66	177,512.54	5,222,123.96	3,151.78	5,225,275.74
497 Horse Racing Commission Class C Purse Fund	41,958.35		8,538.21	50,496.56	50,496.56
498 Washington State Council of Fire Fighters Benevolent	18,693.04		13,278.98	12,859.01	19,113.01	19,113.01
499 Law Enforcement Memorial	53,305.74		31,660.98	28,350.03	56,616.69	56,616.69
501 Liquor Revolving	34,472,896.04		8,469,293.40	4,126,427.29	38,815,762.15	165,841.66	38,981,603.81
503 Tuition Recovery	3,986,372.29		20,955.08	7,312.02	4,000,015.35	1,219.00	4,001,234.35
515 DNA Data Base	465,540.38		38,037.75	52,740.03	450,838.10	450,838.10
516 Fruit and Vegetable Inspection	7,391,088.11		3,659,751.56	(199,499.87)	11,250,339.54	161,690.55	11,412,030.09
536 Federal Food Service Revolving	2,317,581.39		6,687,399.46	6,644,739.18	2,360,241.67	206,658.58	2,566,900.25
553 Performance Audits of Government	5,417,479.04		2,218,514.95	1,816,110.72	5,819,883.27	5,489.14	5,825,372.41
561 Community Technical College Innovation	(226,418.33)		4,655,042.99	251,473.00	4,177,151.66	4,177,151.66
687 Rural Rehabilitation	116,610.94		193.32	116,804.26	116,804.26
688 Federal Local Rail Service Assistance	80,592.47		120.58	80,713.05	80,713.05
731 Child Care Facility Revolving	1,518,935.29		3,577.01	1,522,512.30	1,522,512.30
732 Nursing Home Civil Penalties	2,804,320.70		(20,900.00)	2,825,220.70	2,825,220.70
746 Hanford Area Economic Investment	71,712.27		1,948.50	73,660.77	73,660.77
749 Governor's Interagency Committee of State Employed Women	110,496.22		12,950.00	8,602.56	114,843.66	114,843.66
761 Basic Health Plan Subscription	250,744.09		250,744.09	250,744.09
763 Center for the Improvement of Student Learning	35,600.68		35,600.68	35,600.68
773 Commission on Higher Ed Prof Student Ex Program	51,200.00		51,200.00	51,200.00
774 University of Washington License Plate	337,059.49		30,032.37	367,091.86	367,091.86
776 Washington State University License Plate	111,556.74		66,698.28	178,255.02	178,255.02
778 Western Washington University License Plate	2,303.01		2,123.34	4,426.35	4,426.35
779 Eastern Washington University License Plate	66,389.10		4,615.34	71,004.44	71,004.44
780 School Zone Safety Account	1,519,094.08		23,569.60	168,838.92	1,373,824.76	1,373,824.76
783 Central Washington University License Plate	3,299.34		1,990.33	5,289.67	5,289.67
784 Miscellaneous Transportation Programs	(2,011,801.36)		20,200,191.23	22,550,480.00	(4,362,090.13)	252,942.41	(4,109,147.72)
786 The Evergreen State College License Plate	9,458.04		483.00	9,941.04	9,941.04
789 Advanced Environmental Mitigation Revolving	880,908.77		5,908.60	886,817.37	886,817.37
816 Stadium and Exhibition Center	64,988,031.55		5,927,657.87	70,915,689.42	70,915,689.42
821 Impaired Physician	177,221.61		149,400.00	4,065.43	322,556.18	200.00	322,756.18
823 Livestock Nutrient Management	32,481.14		800.00	4,125.00	29,156.14	29,156.14
833 Developmental Disabilities Endowment Trust	1,695,843.25		471,306.99	174,179.29	1,992,970.95	174,179.29	2,167,150.24

RECEIPTS AND DISBURSEMENTS FOR TREASURER'S TRUST FUNDS

	August 1, 2019		August 2019		August 31, 2019		
	Beginning Book Balance		Plus Receipts	Less Disbursements	Ending Book Balance	Outstanding Warrants	Ending Cash Balance
SPECIAL REVENUE FUNDS (Continued)							
834 Capitol Furnishings Preservation Committee	\$ 15,105.85	\$ 7,025.55	\$	\$ 22,131.40	\$	\$ 22,131.40	
878 Federal Forest Revolving	5,695.35	9.44	5,704.79	5,704.79	
880 Advance Right-of-Way Revolving	25,944,748.84	414,547.70	26,359,296.54	26,359,296.54	
884 Gambling Revolving	8,561,704.63	1,346,576.85	1,183,855.08	8,724,426.40	39,762.60	8,764,189.00	
885 Plumbing Certificate	1,174,539.73	83,344.83	65,501.41	1,192,383.15	102.73	1,192,485.88	
892 Pressure Systems Safety	\$570,418.73	185,469.05	171,640.09	584,247.69	489.94	584,737.63	
TOTAL SPECIAL REVENUE FUNDS	\$ 350,158,685.98	\$ 108,013,946.84	\$ 82,863,212.00	\$ 375,309,420.82	\$ 1,277,876.09	\$ 376,587,296.91	
CAPITAL PROJECTS FUNDS							
366 Watershed Restoration Enhancement Bond	\$ 1,760,693.27	\$ 567,006.12	\$ 558,046.37	\$ 1,769,653.02	\$	\$ 1,769,653.02	
377 Watershed Restoration Enhancement Taxable Bond	
TOTAL CAPITAL PROJECTS FUNDS	\$ 1,760,693.27	\$ 567,006.12	\$ 558,046.37	\$ 1,769,653.02	\$	\$ 1,769,653.02	
PERMANENT FUNDS							
842 American Indian Scholarship Endowment	\$ 301,765.80	\$ 500.42	\$ 550.00	\$ 301,716.22	\$	\$ 301,716.22	
852 Foster Care Scholarship Endowment	\$3,774.89	6.26	3,781.15	3,781.15	
TOTAL PERMANENT FUNDS	\$ 305,540.69	\$ 506.68	\$ 550.00	\$ 305,497.37	\$	\$ 305,497.37	
ENTERPRISE FUNDS							
22E Family and Medical Leave Enforcement	\$ 397,738.06	\$	\$	\$ 397,738.06	\$	\$ 397,738.06	
22F Family and Medical Leave Insurance	52,557,061.27	110,790,172.60	6,144,230.72	157,203,003.15	495.00	157,203,498.15	
413 Municipal Revolving	2,087,863.82	3,081,208.42	3,050,905.92	2,118,166.32	16,421.60	2,134,587.92	
442 Legislative Gift Center	128,604.90	12,610.13	27,389.87	113,825.16	222.00	114,047.16	
445 Self-Insured Emplr Overpymt Reimb	135,546.40	16,774.09	(42,281.66)	194,602.15	59,802.63	254,404.78	
446 Industrial Insurance Rainy Day Fund	
449 Certificates of Participation and Other Financing - Local	209,225.43	2,115,074.64	2,114,973.00	209,327.07	209,327.07	
456 Separately Managed State Treasurer's Service	65,404.52	3,365.10	2,652.10	66,117.52	66,117.52	
463 Washington College Savings Program	(484,887.99)	70,380.64	45,997.94	(460,505.29)	1,968.75	(458,536.54)	
470 Imaging	136,346.61	54,675.01	36,325.91	154,695.71	154,695.71	
477 Lottery Investment	
543 Judicial Information Systems	5,743,600.56	2,799,356.70	1,447,995.67	7,094,961.59	12,052.36	7,107,013.95	
544 Pollution Liability Insurance Program Trust	35,272,578.68	3,905.99	764,822.44	34,511,662.23	34,511,662.23	
545 Heating Oil Pollution Liability Trust	1,497,961.78	90,580.22	75,678.46	1,512,863.54	1,512,863.54	
788 Advanced College Tuition Payment Program	\$16,802,890.34	12,781,182.33	17,571,030.35	12,013,042.32	2,271,228.36	14,284,270.68	
TOTAL ENTERPRISE FUNDS	\$ 114,549,934.38	\$ 131,819,285.87	\$ 31,239,720.72	\$ 215,129,499.53	\$ 2,362,190.70	\$ 217,491,690.23	
INTERNAL SERVICE FUNDS							
12V PEBB Medical Benefits Admin	\$	\$	\$	\$	\$	\$	
411 Natural Resources Equipment	7,275,282.65	(4,624.26)	111,977.10	7,158,681.29	30,004.51	7,188,685.80	
421 Education Technology Revolving	4,107,691.12	9,000,000.00	2,658,419.59	10,449,271.53	13,732.58	10,463,004.11	

RECEIPTS AND DISBURSEMENTS FOR TREASURER'S TRUST FUNDS

	August 1, 2019		August 2019		August 31, 2019		
	Beginning Book Balance		Plus Receipts	Less Disbursements	Ending Book Balance	Outstanding Warrants	Ending Cash Balance
INTERNAL SERVICE FUNDS (Continued)							
422 General Administration Services	\$ 24,814,844.78	\$	16,266,923.76	\$ 16,543,268.95	\$ 24,538,499.59	\$ 100,930.06	\$ 24,639,429.65
436 OFM Labor Relations Service	1,363,237.41		534,730.48	295,789.62	1,602,178.27	1,602,178.27
438 Uniform Dental Plan Benefits Administration	596,127.93		460,373.00	522,748.80	533,752.13	533,752.13
439 Uniform Medical Plan Benefits Administration	7,310,290.18		3,367,396.00	8,910,621.08	1,767,065.10	1,767,065.10
444 Fish & Wildlife Equipment	704,686.59		81,986.30	90,353.41	696,319.48	1,079.73	697,399.21
453 Minority and Women's Business Enterprises	826,829.83		251,711.33	226,649.21	851,891.95	2,706.75	854,598.70
458 Consolidated Technology Services Revolving	14,874,537.68		10,478,529.29	10,071,699.86	15,281,367.11	54,059.99	15,335,427.10
461 Shared Information Technology System Revolving
466 Statewide Info Tech System Development Revolving	955,011.31		99,469.74	354,275.11	700,205.94	700,205.94
471 State Patrol Nonappropriated Airplane Revolving	250,561.64		62,924.47	187,637.17	187,637.17
472 Statewide Info Tech System Maintenance & Operations Revolving	11,132,760.02		7,527,998.83	2,819,106.00	15,841,652.85	4,743.01	15,846,395.86
546 Risk Management	(380,977.49)		7,159,721.05	8,674,753.31	(1,896,009.75)	(1,896,009.75)
547 Liability	(112,361,671.67)		58,337,885.46	6,183,157.02	(60,206,943.23)	304,696.86	(59,902,246.37)
721 Public Employees' and Retirees' Insurance	221,117,929.59		162,393,587.81	204,815,241.69	178,696,275.71	2,231,048.12	180,927,323.83
730 Public Employees' and Retirees' Insurance Reserve	156,045,643.74		18,835,710.84	174,881,354.58	174,881,354.58
739 Certificates of Participation and Other Financing - State	\$415,344.93		8,683,354.76	8,764,666.60	334,033.09	334,033.09
TOTAL INTERNAL SERVICE FUNDS	\$ 339,048,130.24	\$	303,474,754.39	\$ 271,105,651.82	\$ 371,417,232.81	\$ 2,743,001.61	\$ 374,160,234.42
PRIVATE PURPOSE FUNDS							
196 Unclaimed Personal Property	\$ 740,283.80	\$	4,191,524.39	\$ 3,899,642.01	\$ 1,032,166.18	\$ 4,622,171.96	\$ 5,654,338.14
738 Department of Social and Health Services Trust	53,654.52		53,654.52	53,654.52
799 WA Achieving a Better Life Experience Program
TOTAL PRIVATE PURPOSE FUNDS	\$ 793,938.32	\$	4,191,524.39	\$ 3,899,642.01	\$ 1,085,820.70	\$ 4,622,171.96	\$ 5,707,992.66
PENSION TRUST FUNDS							
838 LEOFF Retirement System Benefits Improvement	\$	\$	0.18	\$	\$ 0.18	\$	\$ 0.18
TOTAL PENSION TRUST FUNDS	\$0.00	\$	0.18	\$	\$ 0.18	\$	\$ 0.18
AGENCY FUNDS							
165 Salary Reduction	\$ 2,802,513.27	\$	2,903,248.74	\$ 2,497,152.06	\$ 3,208,609.95	\$	\$ 3,208,609.95
16C Real Estate/Property Tax Admin Assistance	67,570.00		63,147.23	67,570.00	63,147.23	63,147.23
17A County Enhanced 911 Excise Tax	6,154,017.81		(170,386.87)	6,324,404.68	6,324,404.68
525 Washington State Combined Fund Drive	1,258,148.29		343,784.92	872,913.32	729,019.89	20,825.68	749,845.57
660 Natural Resources Deposit	21,022,461.14		33,362,762.02	33,267,769.02	21,117,454.14	117,610.27	21,235,064.41
734 Centennial Document Preservation and Modernization	352,628.17		294,379.91	647,008.08	647,008.08
737 High Occupancy Vehicle
757 Maritime Historic Restoration and Preservation	3,234.78		364.37	3,599.15	3,599.15
797 Local Tourism Promotion	1,416,518.62		(60,952.06)	1,477,470.68	1,477,470.68

RECEIPTS AND DISBURSEMENTS FOR TREASURER'S TRUST FUNDS

	August 1, 2019	August 2019		August 31, 2019		
	Beginning Book Balance	Plus Receipts	Less Disbursements	Ending Book Balance	Outstanding Warrants	Ending Cash Balance
AGENCY FUNDS (Continued)						
802 School Employees Salary Reduction	\$	\$	\$	\$	\$	\$
TOTAL AGENCY FUNDS	\$ 33,077,092.08	\$ 36,967,687.19	\$ 36,474,065.47	\$ 33,570,713.80	\$ 138,435.95	\$ 33,709,149.75
TOTAL TREASURER'S TRUST FUNDS	\$ \$870,592,990.93	\$ 660,638,939.23	\$ 441,086,607.43	\$ 1,090,145,322.73	\$ 11,179,928.10	\$ 1,101,325,250.83

INVESTMENT STATEMENT

INVESTMENT STATEMENT

Fund / Account	August 1, 2019	Purchased	Maturities & Sales	Amortization	August 31, 2019
Treasury & Treasurer's Trust					
Investments (trade date basis)	\$ 7,486,046,874.83	\$ 2,940,415,017.87	\$ 4,222,903,588.02	\$ 1,399,664.69	\$ 6,204,957,969.37
Reverse Repurchase Agreements
Purchased Accrued Interest	912,287.90	844,529.96	233,595.78	1,523,222.08
Total Treasury & Treasurer's Trust	\$ 7,486,959,162.73	\$ 2,941,259,547.83	\$ 4,223,137,183.80	\$ 1,399,664.69	\$ 6,206,481,191.45
Local Government Investment Pool					
Investments (trade date basis)	\$ 16,392,646,553.20	\$ 45,140,550,919.45	\$ 45,587,730,895.85	\$ 13,694,671.30	\$ 15,959,161,248.10
Reverse Repurchase Agreements
Purchased Accrued Interest	591,043.37	591,043.37
Total Local Government Investment Pool	\$ 16,392,646,553.20	\$ 45,141,141,962.82	\$ 45,587,730,895.85	\$ 13,694,671.30	\$ 15,959,752,291.47
Separately Managed Accounts					
Investments (trade date basis)	\$ 205,060,660.39	\$ 139,647.85	\$ 3,473.29	\$ 76,792.65	\$ 205,273,627.60
Purchased Accrued Interest	35,400.91	19,267.96	16,132.95
Total Separately Managed Accounts	\$ 205,096,061.30	\$ 139,647.85	\$ 22,741.25	\$ 76,792.65	\$ 205,289,760.55
Total All Accounts	\$ 24,084,701,777.23	\$ 48,082,541,158.50	\$ 49,810,890,820.90	\$ 15,171,128.64	\$ 22,371,523,243.47

INVESTMENT INTEREST INCOME AND CAPITAL GAINS

INVESTMENT INTEREST INCOME AND CAPITAL GAINS CURRENT MONTH AND FISCAL YEAR TO DATE COMPARISON

Fund / Account	August 2019	August 2018	Fiscal Year 2020	Fiscal Year 2019
Treasury & Treasurer's Trust				
Cash	\$ 9,548,987.88	\$ 12,108,521.81	\$ 29,681,712.47	\$ 24,918,588.53
Custody Bank Fees	(4,997.81)	(3,631.28)	(10,103.62)	(7,254.56)
Other Bank Fees	(14,074.06)	534.09	(26,172.34)	(19,744.26)
Amortization	1,399,664.69	903,916.26	3,208,849.66	1,919,279.43
Accrued Interest	958,055.04	(1,514,752.45)	(5,888,413.14)	(2,557,363.33)
Gains and Losses	326,439.03	116,336.68	316,612.30	101,192.12
Total Treasury & Treasurer's Trust	\$ 12,214,074.77	\$ 11,610,925.11	\$ 27,282,485.33	\$ 24,354,697.93
Local Government Investment Pool				
Cash	\$ 15,617,412.02	\$ 11,750,922.50	\$ 36,564,729.17	\$ 25,707,969.83
Amortization	13,694,671.30	13,126,147.63	29,446,150.70	25,462,850.86
Accrued Interest	588,604.02	631,792.18	(2,403,335.68)	1,438,470.22
Gains and Losses	519,098.60	105,127.94	1,025,133.69	193,705.71
Total Local Government Investment Pool	\$ 30,419,785.94	\$ 25,613,990.25	\$ 64,632,677.88	\$ 52,802,996.62
Separately Managed Accounts				
Cash	\$ 116,906.60	\$ 235,841.36	\$ 711,677.42	\$ 514,966.89
Amortization	76,792.65	114,238.99	153,645.07	184,258.97
Accrued Interest	255,042.05	43,843.97	37,862.77	53,008.25
Gains and Losses	693.33	693.33
Total Separately Managed Accounts	\$ 448,741.30	\$ 394,617.65	\$ 903,185.26	\$ 752,927.44
Total All Accounts	\$ 43,082,602.01	\$ 37,619,533.01	\$ 92,818,348.47	\$ 77,910,621.99

DUANE A. DAVIDSON
STATE TREASURER
PO BOX 40200
OLYMPIA WA 98504-0200

