



Washington State Treasurer's Monthly Report

December 2017



DUANE A. DAVIDSON
State Treasurer

In accordance with the Americans with Disabilities Act, this publication will be made available in alternate formats upon request to the Office of the State Treasurer, Legislative Building, 2nd Floor, Olympia, Washington 98504-0200, telephone (360) 902-9000, fax (360) 902-9037 or TTY Users Call: 7-1-1.
Web Site: <http://tre.wa.gov>.

TABLE OF CONTENTS

	<i>Page</i>
State Treasurer’s Letter	1
General Fund	2
Treasury, Treasurer’s Trust and Local Government Investment Pool Flow Chart	3
Treasury & Treasurer’s Trust, Treasury and Treasurer’s Trust Charts	4
General Fund and Local Government Investment Pool Charts	5
Receipts and Disbursements for the State Treasury	6
Receipts and Disbursements for Trust Funds	16
Investment Statement & Investment Interest Income and Capital Gains	24



DUANE A. DAVIDSON,
State Treasurer

State of Washington
Office of the Treasurer
Legislative Building
P.O. Box 40200
Olympia, Washington 98504-0200

(360) 902-9000 • TTY 7-1-1
FAX (360) 902-9037
Home Page <http://tre.wa.gov>

Fellow Washingtonians,

I am pleased to report on the operations of the Office of the State Treasurer for the month of December 2017. At the close of the month, the Treasury & Treasurer's Trust book balance was \$6.4 billion with investment earnings distributed for the month of \$7.3 million.

Sincerely,

A handwritten signature in cursive script that reads "Duane A. Davidson".

Duane A. Davidson
Washington State Treasurer

GENERAL FUND

GENERAL FUND CURRENT MONTH AND FISCAL YEAR TO DATE COMPARISON (In Millions)

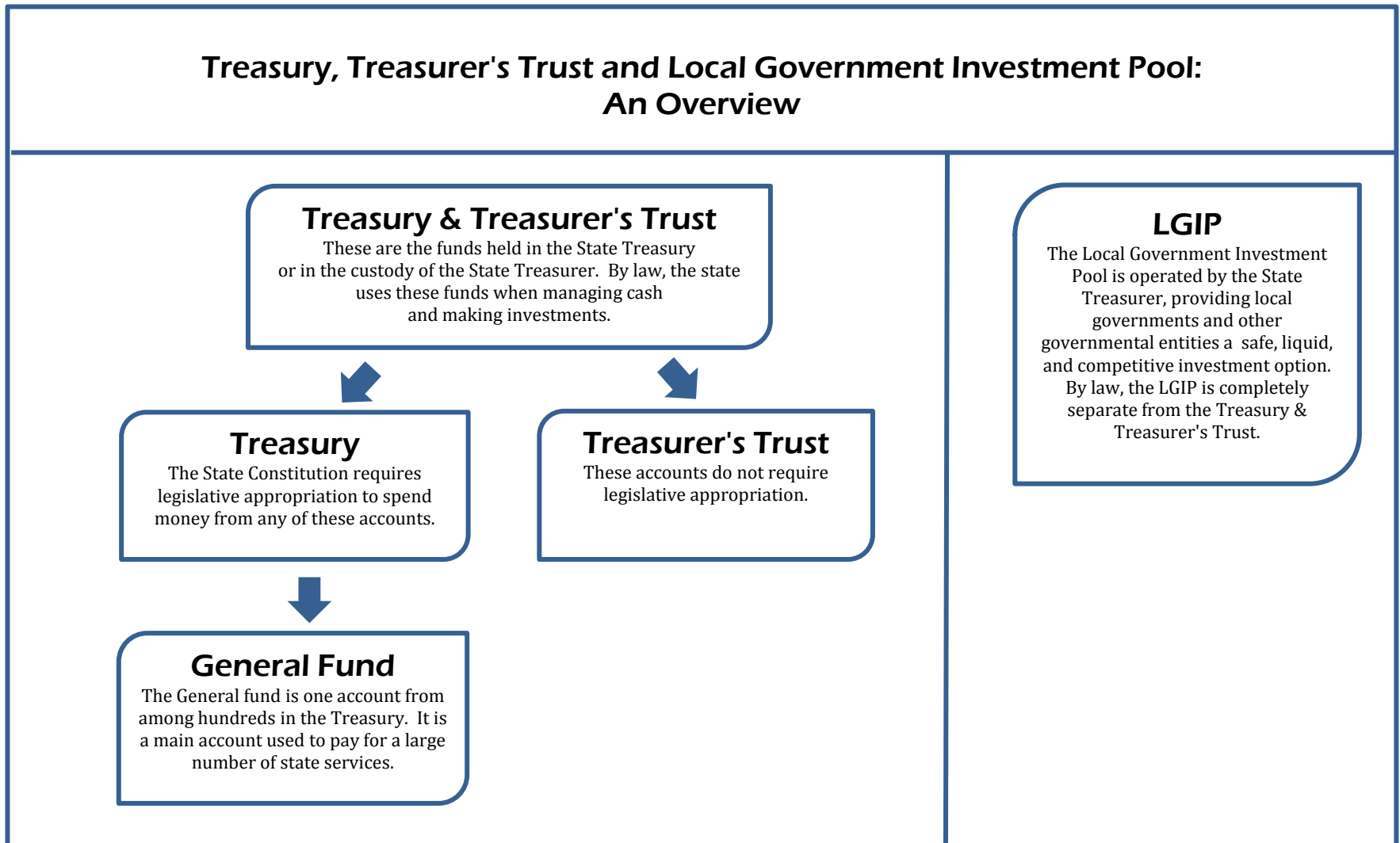
	Month of December		Fiscal Year to Date	
	2017	2016	2018	2017
Beginning Book Balance	\$ 523.929	\$ 1,381.117	\$ 863.390	\$ 1,614.932
Cash Revenue	2,767.841	2,657.274	15,472.162	15,392.292
Other Cash Receipts	787.552	516.179	4,466.413	3,620.876
Total Cash Receipts	<u>\$ 3,555.393</u>	<u>\$ 3,173.453</u>	<u>\$ 19,938.575</u>	<u>\$ 19,013.168</u>
Total Cash Disbursements	<u>\$ 3,811.962</u>	<u>\$ 3,641.243</u>	<u>\$ 20,534.605</u>	<u>\$ 19,714.773</u>
Ending Book Balance	<u>\$ 267.360</u>	<u>\$ 913.327</u>	<u>\$ 267.360</u>	<u>\$ 913.327</u>
Cash Revenue				
Bond Retirement & Interest	\$ 0.000	\$ 0.000	\$ (0.167)	\$ (0.155)
Secretary of State	4.396	3.176	18.462	17.785
Department of Revenue:				
Retail Sales Tax	806.712	800.613	5,022.120	4,800.387
Business & Occupation Tax	332.660	256.832	2,008.272	1,919.839
Compensating Tax	56.729	49.271	334.191	330.684
Cigarette Tax	24.569	28.929	164.693	195.950
Public Utility Tax	28.026	22.511	168.690	169.408
Various Other Revenue	65.252	50.761	350.460	455.883
Insurance Commission	128.870	118.164	284.364	259.096
Liquor and Cannabis Board	26.980	24.136	58.595	55.293
Department of Licensing:				
Excise Tax – Other	0.015	0.012	0.103	0.086
Various Other Revenue	0.266	0.295	5.920	6.106
Department of Social & Health Services	7.537	5.149	50.742	44.833
Universities & Colleges	0.014	0.000	0.014	0.001
Treasurer's Transfers	3.245	5.278	(132.708)	(47.390)
Counties:				
Property Tax	143.699	139.831	965.951	948.757
Real Estate Excise Tax	92.693	96.770	659.879	575.317
Various Other Revenue	4.443	4.196	28.808	28.390
Federal Grants-In-Aid (All Agencies)	936.679	851.688	5,139.462	5,205.497
Revenues Distributed to Local Governments	(4.052)	(2.346)	(6.936)	(3.704)
Other Agencies' Cash Revenue	109.108	202.008	351.247	430.229
Total Cash Revenue	<u>\$ 2,767.841</u>	<u>\$ 2,657.274</u>	<u>\$ 15,472.162</u>	<u>\$ 15,392.292</u>

Source: Agency Financial Reporting System (AFRS).

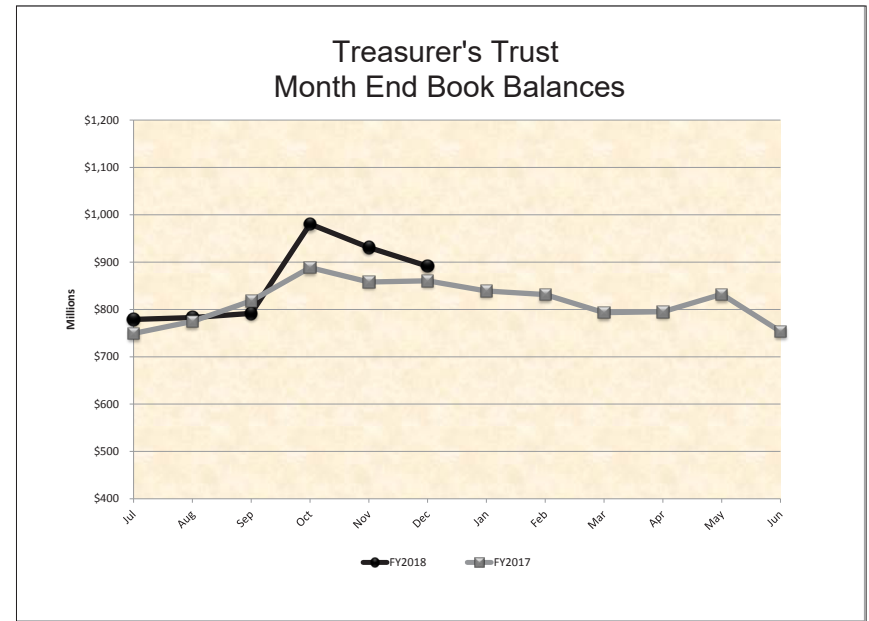
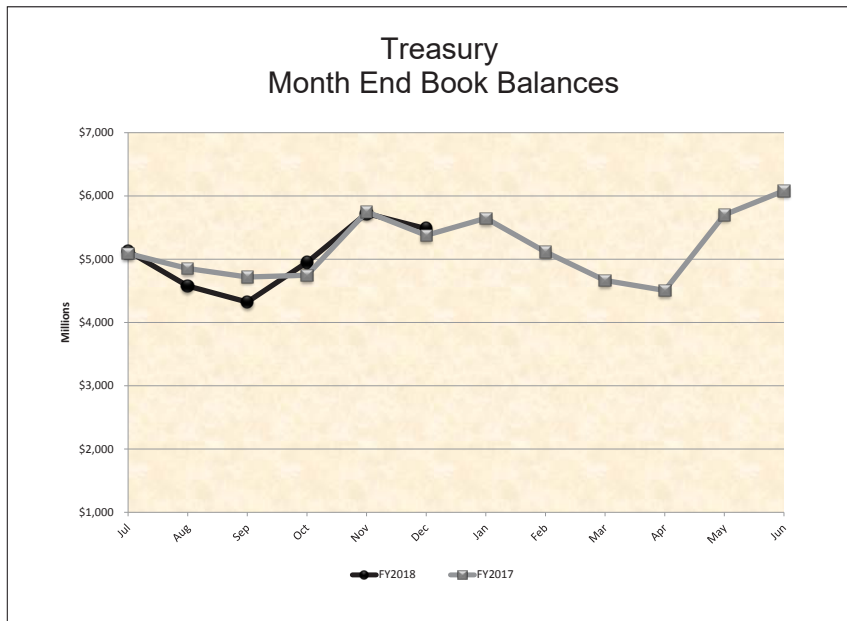
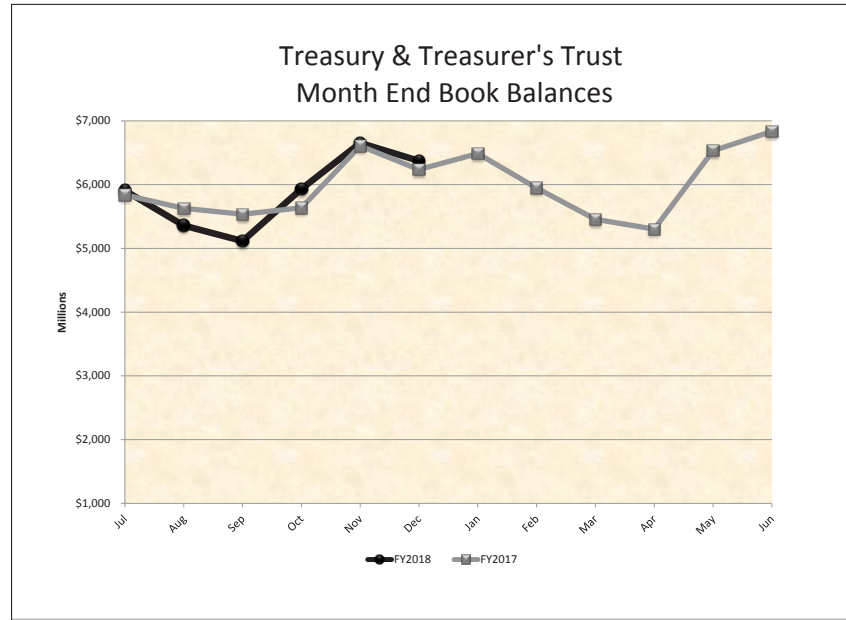
TREASURY, TREASURER'S TRUST AND LGIP FLOW CHART

The State Treasurer is charged with the cash management of public funds, which includes two categories of state funds and accounts: (1) funds and accounts located in the state treasury, which are subject to legislative appropriation; and (2) Treasurer's trust funds, which are accounts placed in the custody of the State Treasurer, and not typically subject to legislative appropriation. Funds within these accounts are comingled for investment and cash management purposes.

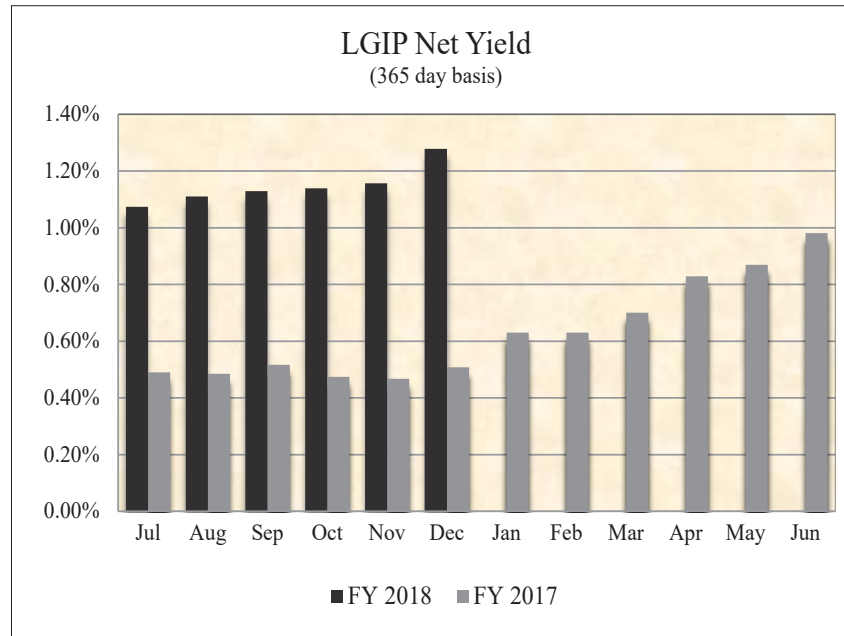
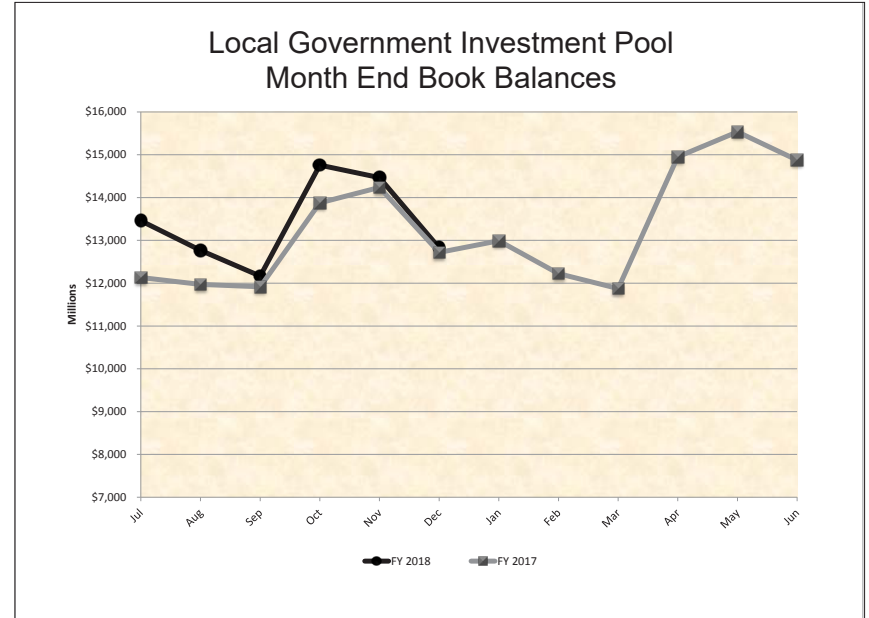
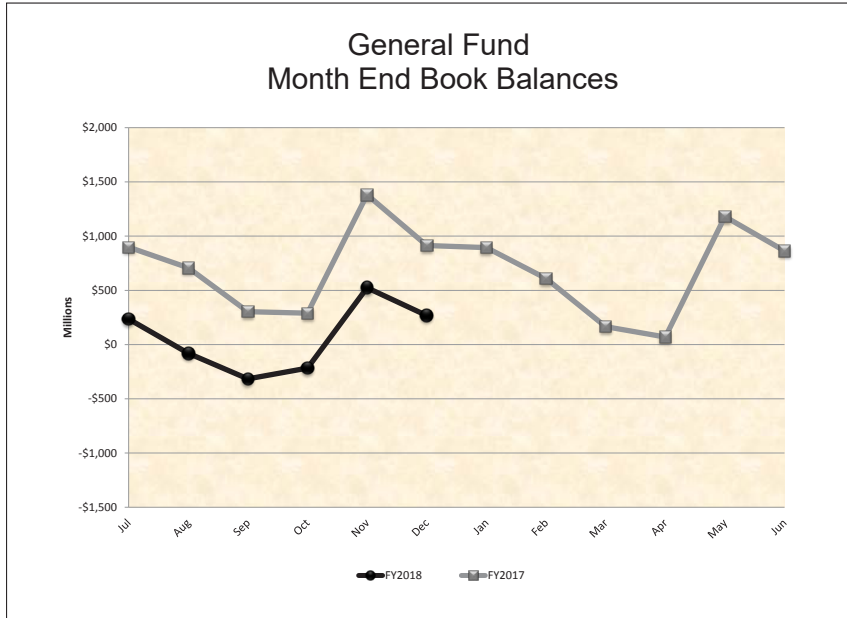
This flow chart describes the structure of the Treasury and Treasurer's Trust Accounts. Month end balances of these accounts are shown on pages 4 and 5.



TREASURY & TREASURER'S TRUST AND TREASURY AND TREASURER'S TRUST CHART



GENERAL FUND AND LOCAL GOVERNMENT INVESTMENT POOL CHARTS



RECEIPTS AND DISBURSEMENTS FOR TREASURY FUNDS

	December 1, 2017		December 2017		December 31, 2017		
	Beginning Book Balance		Plus Receipts	Less Disbursements	Ending Book Balance	Outstanding Warrants	Ending Cash Balance
GENERAL FUND							
001 General	\$ 523,928,731.21	\$	\$ 3,555,392,686.32	\$ 3,811,961,830.11	\$ 267,359,587.42	\$ 32,885,990.79	\$ 300,245,578.21
018 Millersylvania Park Current	5,210.50				5,210.50		5,210.50
01E Geothermal	16,418.57				16,418.57		16,418.57
01N Institutional Impact	19,144.72				19,144.72		19,144.72
02P Flood Control Assistance	2,270,349.71			46,954.64	2,223,395.07		2,223,395.07
031 State Investment Board Expense	4,113,746.28		1,974,565.62	1,721,314.29	4,366,997.61	5,206.92	4,372,204.53
032 State Emergency Water Projects Revolving	221,616.92				221,616.92		221,616.92
03A Excess Earnings							
03L County Criminal Justice Assistance	1,374,831.75		1,337.21	199,534.93	1,176,634.03	1,315.74	1,177,949.77
03M Municipal Criminal Justice Assistance	(413,792.36)		(538.30)	73,560.49	(487,891.15)	526.29	(487,364.86)
04L Public Health Services	6.27		0.01		6.28		6.28
051 State and Local Improvements Revolving	26,744.33				26,744.33		26,744.33
055 State & Local Improve Revolving (Waste Disp Facilities, 1980)	2,639.01				2,639.01		2,639.01
05C Criminal Justice Treatment	4,894,407.01			478,508.86	4,415,898.15		4,415,898.15
05M Tourism Development and Promotion							
070 Outdoor Recreation	(791,303.60)		2,140,461.70	1,349,158.10			
072 State & Local Improve Revolving (Water Supply Facilities)	684,518.35		19,105.45	10,371.96	693,251.84		693,251.84
09C Farm and Forest	740,300.94			267,939.08	472,361.86		472,361.86
09G Riparian Protection	(2,347.30)		166,269.23	163,921.93			
09R Economic Development Strategic Reserve	1,312,289.31			86,792.29	1,225,497.02		1,225,497.02
10K Veterans Innovation Program	103,740.40				103,740.40		103,740.40
10P Columbia River Basin Water Supply Development	7,550,964.20		9,043.29	234,353.83	7,325,653.66		7,325,653.66
10R Energy Freedom	384,412.56		335.95	4.20	384,744.31		384,744.31
10T Hood Canal Aquatic Rehabilitation Bond							
11F Reinvesting in Youth	5.98				5.98		5.98
11N Heritage Barn Preservation							
11W Water Quality Capital	34,227.10				34,227.10		34,227.10
125 Site Closure	29,650,279.07		31,460.87	15,940.85	29,665,799.09		29,665,799.09
12B Green Energy Incentive							
12J Boating Activities	10,000.00				10,000.00		10,000.00
12K Puget Sound Scientific Research							
12R Independent Youth Housing							
12W Veterans Conservation Corps							
14B Budget Stabilization	1,667,056,514.95		1,457,033.07	40,775.46	1,668,472,772.56	171,544.00	1,668,644,316.56
14C Puget Sound Recovery							
14H Community Preservation & Development Auth	8,750.00				8,750.00		8,750.00
14L Streamlined Sales & Use Tax Mitigation	10,440,573.96		(24,214.20)	3,523,366.87	6,892,992.89		6,892,992.89
15C WA Community Tech Opportunity							
15F Local Public Safety Enhancement							
15J Building Communities							

RECEIPTS AND DISBURSEMENTS FOR TREASURY FUNDS

	December 1, 2017		December 2017		December 31, 2017		
	Beginning Book Balance		Plus Receipts	Less Disbursements	Ending Book Balance	Outstanding Warrants	Ending Cash Balance
GENERAL FUND (Continued)							
15K Columbia River Water Delivery	\$ 16,173.66				\$ 16,173.66		\$ 16,173.66
15R Evergreen Job Training							
16V Water Rights Processing	66,654.50		150.00		66,804.50		66,804.50
177 Judicial Retirement Administrative							
17C Opportunity Express Account	62,171.42				62,171.42		62,171.42
17E State Efficiency and Restructuring							
17F Washington Opportunity Pathways	31,548,294.08		11,166,338.19	8,524,692.04	34,189,940.23	10,213.00	34,200,153.23
17K Basic Health Plan Stabilization							
18H Opportunity Expansion	326.64				326.64		326.64
19K Yakima Integrated Plan Implementation							
19L Charter Schools Oversight	(113,598.87)		417,687.36	(115,757.22)	419,845.71	11.24	419,856.95
19N Diesel Idle Reduction							
20C Yakima Integrated Plan Implementation Taxable Bond							
20F Invest in Washington							
20S Behavioral Health Innovation	3,194,900.98			3,149,276.62	45,624.36		45,624.36
21B Chehalis Basin							
21D Dairy Nutrient Infrastructure							
21P Sexual Assault Prevention and Response							
21R Child Welfare System Improvement							
22C Early Learning Facilities Revolving							
22D Early Learning Facilities Development							
244 Habitat Conservation	1,681,144.01		32,558.40	665,601.33	1,048,101.08		1,048,101.08
253 Education Construction	913,101.02		797.98		913,899.00		913,899.00
285 Growth Management Planning and Environmental Review							
291 Education Savings							
355 State Taxable Building Construction	43,718,916.45			3,257,978.99	40,460,937.46		40,460,937.46
359 School Constr & Skill Ctrs Bldg	2,125.06			33,329.56	(31,204.50)		(31,204.50)
488 Special Personnel Litigation Revolving							
489 Pension Funding Stabilization							
492 School Employees' Insurance Administrative							
548 LEOFF System Plan 2 Expense	57,274.96		99,020.86	112,288.30	44,007.52	967.96	44,975.48
563 Columbia River Crossing Project	(454,559.23)		454,559.23				
828 Tobacco Prevention and Control	1,501,078.67		1,328.05	13,469.00	1,488,937.72		1,488,937.72
830 Agricultural College Trust Management	1,314,223.61		3.06	106,836.77	1,207,389.90	82.19	1,207,472.09
TOTAL GENERAL FUND	\$ 2,337,151,206.80		\$ 3,573,339,989.35	\$ 3,835,922,043.28	\$ 2,074,569,152.87	\$ 33,075,858.13	\$ 2,107,645,011.00
SPECIAL REVENUE FUNDS							
002 Hospital Data Collection	\$ 97,296.46		\$ 1,718.71	\$ 10,262.86	\$ 88,752.31		\$ 88,752.31
003 Architects' License	959,477.03		39,066.67	29,436.55	969,107.15	719.46	969,826.61
007 Winter Recreational Program	1,333,382.97		96,056.00	23,544.16	1,405,894.81		1,405,894.81

RECEIPTS AND DISBURSEMENTS FOR TREASURY FUNDS

		December 1, 2017	December 2017		December 31, 2017		
		Beginning Book Balance	Plus Receipts	Less Disbursements	Ending Book Balance	Outstanding Warrants	Ending Cash Balance
SPECIAL REVENUE FUNDS (Continued)							
014	Forest Development	\$ 7,056,298.57	\$ 1,526.42	\$ (797,338.10)	\$ 7,855,163.09	\$ 4,088.64	\$ 7,859,251.73
01B	ORV & Non-Highway Vehicle Account	2,010,260.37	330,280.70	436,097.17	1,904,443.90	3,776.90	1,908,220.80
01M	Snowmobile	4,082,051.15	465,626.28	29,846.13	4,517,831.30	53.35	4,517,884.65
024	Professional Engineers'	1,825,505.81	127,225.06	123,316.59	1,829,414.28	2,127.75	1,831,542.03
026	Real Estate Commission	3,456,326.15	316,938.45	412,475.63	3,360,788.97	4,564.83	3,365,353.80
027	Reclamation	3,615,723.57	589,138.67	101,164.25	4,103,697.99	950.00	4,104,647.99
02A	Surveys and Maps	1,079,500.44	67,765.91	70,065.12	1,077,201.23	1,077,201.23
02G	Health Professions	12,912,460.88	4,381,144.58	5,284,791.24	12,008,814.22	66,126.91	12,074,941.13
02H	Business Enterprises Revolving	1,052,138.91	65,653.24	114,854.47	1,002,937.68	3,427.35	1,006,365.03
02J	Certified Public Accountants'	2,366,756.71	32,254.42	99,156.55	2,299,854.58	702.50	2,300,557.08
02K	Death Investigations	2,289,425.33	338,564.03	292,224.45	2,335,764.91	1,118.90	2,336,883.81
02M	Essential Rail Assistance	403,732.73	1,321.58	20,233.60	384,820.71	384,820.71
02N	Parkland Acquisition	18,555.71	18,555.71	18,555.71
02R	Aquatic Lands Enhancement	11,801,200.26	7,586.58	628,707.82	11,180,079.02	20,770.83	11,200,849.85
02W	Timber Tax Distribution	375,664.34	122,685.33	225,409.17	272,940.50	13,683.07	286,623.57
030	Landowner Contingency Forest Fire Suppression	3,765,975.01	2.36	(134,334.35)	3,900,311.72	3,900,311.72
039	Aeronautics	3,300,808.99	544,823.88	415,156.42	3,430,476.45	21,764.47	3,452,240.92
03B	Asbestos	678,403.44	30,400.00	16,425.91	692,377.53	174.00	692,551.53
03C	Emergency Medical Services and Trauma Care System Trust	13,054,504.13	915,696.81	45,349.76	13,924,851.18	7,109.50	13,931,960.68
03F	Enhanced 911	3,522,779.16	2,132,939.71	3,276,757.23	2,378,961.64	89,176.69	2,468,138.33
03N	Business License	4,586,294.21	4,785,391.43	4,782,956.37	4,588,729.27	103,746.34	4,692,475.61
03P	Fire Service Trust	419,396.61	555.00	419,951.61	419,951.61
03R	Safe Drinking Water	1,896,224.26	10,504.95	382,243.60	1,524,485.61	281.75	1,524,767.36
041	Resource Management Cost	24,475,995.14	25,727.25	(2,553,145.12)	27,054,867.51	14,625.58	27,069,493.09
042	Charitable, Educational, Penal, and Reformatory Institutions	4,529,206.41	4,301.94	(349,437.42)	4,882,945.77	4,882,945.77
044	Waste Reduction, Recycling, and Litter Control	1,595,587.20	583,622.85	371,663.83	1,807,546.22	690.28	1,808,236.50
045	State Vehicle Parking	103,938.72	250,005.62	152,658.71	201,285.63	722.80	202,008.43
048	Marine Fuel Tax Refund	329,270.82	329,270.82	92.87	329,363.69
04E	Uniform Commercial Code	1,885,824.23	(4,016.00)	20,173.86	1,861,634.37	21.91	1,861,656.28
04H	Surface Mining Reclamation	526,780.88	124.99	42,091.58	484,814.29	484,814.29
04M	Recreational Fisheries Enhancement	1,096,318.17	6,153.79	119,156.17	983,315.79	5,815.91	989,131.70
04R	Drinking Water Assistance	14,369,538.40	520,055.85	642,147.41	14,247,446.84	14,247,446.84
04V	Vehicle License Fraud	55,409.16	4,849.52	60,258.68	60,258.68
04W	Waterworks Operator Certification	935,293.76	112,579.45	24,276.92	1,023,596.29	157.00	1,023,753.29
058	Public Works Assistance	87,335,580.62	2,070,570.27	1,298,623.57	88,107,527.32	1,600.99	88,109,128.31
05H	Disaster Response	12,370,942.73	(86,782.78)	10,470,076.77	1,814,083.18	114,486.56	1,928,569.74
05R	Drinking Water Assistance Administrative	4,723,012.45	4,145.26	38,283.31	4,688,874.40	4,688,874.40
05W	State Drought Preparedness	2,602,096.07	2,602,096.07	2,602,096.07
06A	Salmon Recovery	27,243.34	409,170.00	(381,926.66)	(381,926.66)
06G	Real Estate Appraiser Commission	533,797.35	59,198.36	55,325.18	537,670.53	176.79	537,847.32

RECEIPTS AND DISBURSEMENTS FOR TREASURY FUNDS

		December 1, 2017	December 2017		December 31, 2017		
		Beginning Book Balance	Plus Receipts	Less Disbursements	Ending Book Balance	Outstanding Warrants	Ending Cash Balance
SPECIAL REVENUE FUNDS (Continued)							
06K	Lead Paint	\$ 100,067.55	\$ 2,535.00	\$ 1,499.00	\$ 101,103.55	\$	\$ 101,103.55
06L	Business and Professions	7,107,240.45	705,374.26	690,636.07	7,121,978.64	11,773.53	7,133,752.17
06R	Real Estate Research	648,629.66	18,240.00	2,653.00	664,216.66	80.00	664,296.66
06T	License Plate Technology	1,036,264.56	121,024.77	(517.42)	1,157,806.75	16.75	1,157,823.50
071	Warm Water Game Fish	464,642.29	6,624.57	89,427.30	381,839.56	174.91	382,014.47
07C	Vessel Response	14,225.00	125.00	14,350.00	14,350.00
07W	Domestic Violence Prevention	1,404,824.15	89,407.71	94,068.84	1,400,163.02	1,400,163.02
080	Grade Crossing Protective	390,297.63	358.29	77,096.75	313,559.17	313,559.17
081	State Patrol Highway	20,517,042.59	19,727,685.73	18,836,418.52	21,408,309.80	132,612.90	21,540,922.70
082	Motorcycle Safety Education	2,145,534.71	149,078.35	119,497.33	2,175,115.73	5,611.11	2,180,726.84
084	Building Code Council	198,996.07	25,307.70	43,782.52	180,521.25	1,202.72	181,723.97
086	Fire Service Training	4,001,756.48	268,581.01	617,306.47	3,653,031.02	18,795.85	3,671,826.87
087	Park Land Trust Revolving	2,732,219.51	68,770.14	143,583.45	2,657,406.20	673.81	2,658,080.01
08A	Education Legacy Trust	114,660,323.71	19,631,705.81	10,178,352.03	124,113,677.49	578,482.04	124,692,159.53
08G	Flexible Spending Administrative	2,710,400.45	4,209.00	67,344.66	2,647,264.79	2,647,264.79
08H	Military Department Rental and Lease	1,863,971.47	10,628.24	14,007.47	1,860,592.24	175.37	1,860,767.61
08K	Problem Gambling	612,708.17	32,918.40	82,822.74	562,803.83	562,803.83
08M	Small City Pavement and Sidewalk	1,610,689.68	85,834.42	337,512.65	1,359,011.45	1,359,011.45
08R	Waste Tire Removal	2,134,744.34	491,330.20	3,644.31	2,622,430.23	2,622,430.23
094	Transportation Infrastructure	9,716,620.22	8,486.28	424.06	9,724,682.44	9,724,682.44
095	Electrical License	11,872,647.43	1,485,844.61	2,071,421.30	11,287,070.74	21,541.31	11,308,612.05
096	Highway Infrastructure	1,189,712.11	1,003.30	(194,077.27)	1,384,792.68	4,973.73	1,389,766.41
097	Recreational Vehicle	2,710,349.51	25,731.19	56,619.61	2,679,461.09	18,836.48	2,698,297.57
099	Puget Sound Capital Construction	5,891,636.87	7,309,313.97	4,643,526.56	8,557,424.28	60,805.09	8,618,229.37
09E	Freight Mobility Investment	11,837,521.19	229,656.13	5,991.74	12,061,185.58	12,061,185.58
09F	High-Occupancy Toll Lanes Operations	5,449,778.09	(12,082.42)	(195,954.73)	5,633,650.40	5,633,650.40
09H	Transportation Partnership	189,519,379.49	12,182,897.57	23,666,861.51	178,035,415.55	3,304,223.20	181,339,638.75
09M	Aquatic Invasive Species Enforcement	437,910.23	(489.01)	(57.47)	437,478.69	100.10	437,578.79
09N	Aquatic Invasive Species Prevention	328,825.40	(1,467.01)	(217.77)	327,576.16	6.00	327,582.16
09P	City-County Assistance	3,274,968.31	1,557,126.32	4,832,065.58	29.05	115.45	144.50
09T	Washington Main Street Trust Fund	71,664.12	71,664.12	71,664.12
102	Rural Arterial Trust	21,121,863.16	1,711,292.32	5,745,718.61	17,087,436.87	30.00	17,087,466.87
104	State Wildlife	18,078,474.38	1,412,244.59	4,793,902.73	14,696,816.24	148,833.04	14,845,649.28
106	Highway Safety	39,085,172.23	12,693,000.12	9,229,643.99	42,548,528.36	118,683.64	42,667,212.00
107	Liquor Excise Tax	5,487,834.09	3,904,127.03	12,691.69	9,379,269.43	9,379,269.43
108	Motor Vehicle	191,390,086.60	156,378,235.24	133,974,084.48	213,794,237.36	5,577,341.15	219,371,578.51
109	Puget Sound Ferry Operations	36,710,287.01	16,479,895.73	21,995,639.18	31,194,543.56	326,028.82	31,520,572.38
10A	Aquatic Algae Control	374,270.87	1,191.00	7,052.68	368,409.19	4.00	368,413.19
10B	Home Security Fund	15,109,733.26	1,671,915.43	2,226,743.82	14,554,904.87	45,973.29	14,600,878.16
10G	Water Rights Tracking System	566,875.02	39,591.30	606,466.32	606,466.32

RECEIPTS AND DISBURSEMENTS FOR TREASURY FUNDS

	December 1, 2017			December 2017		December 31, 2017		
	Beginning Book Balance	Plus Receipts	Less Disbursements	Ending Book Balance	Outstanding Warrants	Ending Cash Balance		
SPECIAL REVENUE FUNDS (Continued)								
110 Special Wildlife	\$ 6,140,502.65	\$ 69,692.25	\$ 86,125.97	\$ 6,124,068.93	\$ 5,008.27	\$ 6,129,077.20		
111 Public Service Revolving	11,928,813.37	47,793.38	1,579,798.33	10,396,808.42	11,594.88	10,408,403.30		
113 Common School Construction	81,120,207.67	1,323,594.61	12,006,615.79	70,437,186.49	1,039,910.84	71,477,097.33		
116 Basic Data	29,720.00	8,300.00	38,020.00	38,020.00		
119 Unemployment Compensation Administration	235,160.26	14,135,438.42	14,102,158.06	268,440.62	1,729,739.86	1,998,180.48		
11B Regional Mobility Grant Program	43,746,438.05	6,289,817.40	967,717.19	49,068,538.26	318,872.00	49,387,410.26		
11E Freight Mobility Multimodal	13,760,443.11	12,564.29	269,720.00	13,503,287.40	13,503,287.40		
11H Forest and Fish Support	5,762,465.07	402,881.91	203,816.36	5,961,530.62	5,961,530.62		
11K Washington Auto Theft Prevention Authority	799,317.17	495,151.23	331,948.48	962,519.92	962,519.92		
120 Administrative Contingency	12,811,682.28	1,062,239.64	594,921.53	13,279,000.39	97,261.37	13,376,261.76		
12C Affordable Housing For All	3,868,595.19	401,849.23	845,888.22	3,424,556.20	4,975.35	3,429,531.55		
12M Charitable Organization Education	1,421,049.42	42,290.00	1,463,339.42	1,463,339.42		
12T Traumatic Brain Injury	743,209.22	96,154.77	61,000.30	778,363.69	778,363.69		
134 Employment Services Administrative	18,429,597.89	2,777,285.77	1,796,066.94	19,410,816.72	428.44	19,411,245.16		
138 Insurance Commissioner's Regulatory	23,177,010.31	138,942.97	2,548,916.25	20,767,037.03	4,934.56	20,771,971.59		
144 Transportation Improvement	42,203,770.43	8,177,665.10	23,230,439.43	27,150,996.10	513,399.41	27,664,395.51		
146 Firearms Range	1,622,365.21	25,626.24	88,897.64	1,559,093.81	3,246.23	1,562,340.04		
14A Wildlife Rehabilitation	674,314.20	13,670.93	12,014.56	675,970.57	2.00	675,972.57		
14G Ballast Water and Biofouling Management	23,290.00	210.00	23,080.00	23,080.00		
14M Financial Fraud & ID Theft	712,281.22	150,580.00	74,064.38	788,796.84	788,796.84		
14R Military Active State Service		
14V Ignition Interlock Device	3,580,648.46	655,491.87	299,185.86	3,936,954.47	8,768.55	3,945,723.02		
150 Low-Income Weatherization/ Structural Rehabilitation Assistance	1,966,077.00	1,723.12	9,249.52	1,958,550.60	1,958,550.60		
153 Rural Mobility Grant Program	3,069,991.08	2,503,451.17	753,830.88	4,819,611.37	4,819,611.37		
154 New Motor Vehicle Arbitration	2,634,733.61	65,072.64	46,211.26	2,653,594.99	159.72	2,653,754.71		
158 Aquatic Land Dredged Material Disposal Site	478,170.94	2.36	47,453.20	430,720.10	430,720.10		
159 Parks Improvement	1,332,446.22	8,834.89	11,851.80	1,329,429.31	34.17	1,329,463.48		
15H Cleanup Settlement	41,117,080.76	697,938.26	940,489.91	40,874,529.11	246,952.32	41,121,481.43		
15M Biotoxin	360,734.21	16,852.80	91,614.72	285,972.29	3.00	285,975.29		
15P Energy Recovery Act	8,862,283.47	7,874.74	8,870,158.21	8,870,158.21		
160 Wood Stove Education and Enforcement	572,089.16	30,090.00	9,012.78	593,166.38	593,166.38		
162 Farm Labor Contractor	67,803.63	7,190.00	74,993.63	74,993.63		
167 Natural Resources Conservation Areas Stewardship	288,963.16	2.36	73.35	288,892.17	288,892.17		
16A Judicial Stabilization Trust	418,536.50	417,457.00	38,172.60	797,820.90	4,500.66	802,321.56		
16J SR 520 Corridor	74,688,800.53	(4,944,367.68)	(5,572,023.26)	75,316,456.11	7,777.28	75,324,233.39		
16M Appraisal Management Company	446,298.61	28,800.00	5,944.96	469,153.65	3.05	469,156.70		
16P Marine Resources Stewardship Trust	177,012.75	154.69	177,167.44	177,167.44		
16W Hospital Safety Net Assessment	41,987,379.11	55,859,802.32	12,912.99	97,834,268.44	97,834,268.44		
172 Basic Health Plan Trust	1,841,000.00	1,841,000.00	1,841,000.00		
173 State Toxics Control	33,245,802.64	7,349,267.97	5,564,312.61	35,030,758.00	104,623.52	35,135,381.52		

RECEIPTS AND DISBURSEMENTS FOR TREASURY FUNDS

	December 1, 2017		December 2017		December 31, 2017			
	Beginning Book Balance		Plus Receipts	Less Disbursements	Ending Book Balance	Outstanding Warrants	Ending Cash Balance	
SPECIAL REVENUE FUNDS (Continued)								
174 Local Toxics Control	\$ 50,639,558.88	\$	\$ 5,093,092.21	\$	\$ 1,383,679.69	\$ 54,348,971.40	\$ 5.75	\$ 54,348,977.15
176 Water Quality Permit	12,335,922.07		686,838.97		1,811,021.81	11,211,739.23	1,483.58	11,213,222.81
17B Home Visiting Services	6,100,524.66		645,940.14		1,418,447.21	5,328,017.59	73,767.41	5,401,785.00
17N Complete Streets Grant Program
17P SR520 Civil Penalties	6,095,141.16		1,177.95		(256,775.04)	6,353,094.15	6,353,094.15
17T Health Benefit Exchange	5,104,671.99		3,693,076.00		8,797,747.99	8,797,747.99
17W Limousine Carriers	73,065.75		5,761.31		78,827.06	78,827.06
182 Underground Storage Tank	1,247,275.06		99,538.30		135,162.37	1,211,650.99	1,211,650.99
186 County Arterial Preservation	1,502,411.89		1,285,173.25		1,147,810.39	1,639,774.75	375.00	1,640,149.75
18J Capital Vessel Replacement	5,932,224.65		1,565,538.71		(9,826.69)	7,507,590.05	201.00	7,507,791.05
18L Hydraulic Project Approval	175,749.93		450.00		2,990.00	173,209.93	600.00	173,809.93
199 Biosolids Permit	851,500.66		337,599.76		74,721.53	1,114,378.89	1,114,378.89
19A Medicaid Fraud Penalty	19,201,121.92		(664.94)		417,388.81	18,783,068.17	5,653.23	18,788,721.40
19C Forest Practice Application	770,694.20		84.90		24,626.23	746,152.87	746,152.87
19G Environmental Legacy Stewardship	21,154,906.05		623.13		3,204,122.80	17,951,406.38	1,296.62	17,952,703.00
19T DOL Technology Improvement and Data Management	1,056,099.18		31,492.04		1,087,591.22	1,087,591.22
200 Regional Fisheries Enhancement Salmonid Recovery	(22,061.27)		23,433.93		35,813.97	(34,441.31)	(34,441.31)
201 Department of Licensing Services	1,576,773.42		243,388.05		80,417.12	1,739,744.35	1,975.78	1,741,720.13
202 Medical Test Site Licensure	593,656.79		9,541.00		67,533.56	535,664.23	1,550.00	537,214.23
203 Passenger Ferry	27.39		27.39	27.39
204 Volunteer Fire Fighters' and Reserve Officers' Administrative	1,730,038.65		1,524.31		27,077.75	1,704,485.21	1,736.76	1,706,221.97
207 Hazardous Waste Assistance	2,189,873.73		16,707.54		256,839.44	1,949,741.83	924.32	1,950,666.15
20B Brownfield Redevelopment Trust Fund
20H Connecting Washington	429,274,503.75		33,546,827.04		30,897,278.25	431,924,052.54	814,847.81	432,738,900.35
20J Electric Vehicle Charging Infrastructure	1,011,409.47		883.90		1,012,293.37	1,012,293.37
20M Puget Sound Taxpayer Accountability
20N Transportation Future Funding Program	14,412.82		12.59		14,425.41	14,425.41
20R Radioactive Mixed Waste	3,197,122.05		79,500.00		629,715.45	2,646,906.60	604.71	2,647,511.31
20T PLIA Underground Storage Tank Revolving	13,629,993.51		12,403.85		375,750.22	13,266,647.14	13,266,647.14
20V Economic Gardening Pilot Project
215 Special Category C	4,537,831.93		126,537.55		4,664,369.48	4,664,369.48
216 Air Pollution Control	1,507,329.77		31,196.86		166,311.37	1,372,215.26	772.43	1,372,987.69
217 Oil Spill Prevention	2,575,081.65		371,082.05		391,313.97	2,554,849.73	270.00	2,555,119.73
218 Multimodal Transportation	173,383,866.73		10,035,903.95		14,895,734.10	168,524,036.58	605,111.34	169,129,147.92
21E Concealed Pistol License Renewal	(7,970.36)		9,965.76		5,387.37	(3,391.97)	5,387.37	1,995.40
21H Wastewater Treatment Plant Operator Certification	30,816.00		27,846.50		58,662.50	58,662.50
21M Distracted Driving Prevention	61.64		871.41		933.05	933.05
21S Aquatic Invasive Species Management	1,274.37		4,338.09		53,957.37	(48,344.91)	(48,344.91)
21V Construction Registration Inspection	167,353.93		855,328.29		846,700.77	175,981.45	5,742.69	181,724.14
222 Freshwater Aquatic Weeds	905,218.82		13,046.98		111,840.99	806,424.81	10,436.00	816,860.81

RECEIPTS AND DISBURSEMENTS FOR TREASURY FUNDS

	December 1, 2017		December 2017		December 31, 2017		
	Beginning Book Balance		Plus Receipts	Less Disbursements	Ending Book Balance	Outstanding Warrants	Ending Cash Balance
SPECIAL REVENUE FUNDS (Continued)							
223 State Oil Spill Response	\$ 8,674,891.56		\$ 93,728.38	\$ (549.05)	\$ 8,769,168.99		\$ 8,769,168.99
234 Public Works Administration	14,064,062.18		370,639.52	310,104.51	14,124,597.19	5,060.55	14,129,657.74
235 Youth Tobacco & Vapor Product Prevention	1,134,285.63		99,257.15	69,572.31	1,163,970.47	1,790.00	1,165,760.47
237 Recreation Access Pass	753,271.67		100,999.95	110.00	854,161.62	170.00	854,331.62
260 University of Washington Operating Fees	123.54				123.54		123.54
262 Manufactured Home Installation Training	506,051.41		17,152.89	20,739.15	502,465.15	15.00	502,480.15
263 Community and Economic Development Fee	3,098,365.20		90,213.02	49,965.55	3,138,612.67	23,911.26	3,162,523.93
267 Recreation Resources	17,912,627.58		845,453.66	253,136.93	18,504,944.31		18,504,944.31
268 Nonhighway and Off-Road Vehicle Activities (NOVA) Program	8,249,218.25		531,671.68	187,410.72	8,593,479.21	32.76	8,593,511.97
269 Parks Renewal and Stewardship	22,556,738.95		3,370,672.28	4,837,961.53	21,089,449.70	103,058.32	21,192,508.02
271 Washington State University Operating Fees							
275 Central Washington University Operating Fees							
277 State Agency Parking	254,097.83		10,395.25	4,622.84	259,870.24		259,870.24
296 Columbia River Basin Water Supply Rev Recovery	4,169,911.38		16,126.89		4,186,038.27		4,186,038.27
315 Dedicated Marijuana Fund	143,175,786.79		37,732,451.16	3,849,110.37	177,059,127.58	34,784.07	177,093,911.65
319 Public Health Supplemental	1,525,660.28		127,991.59	144,298.96	1,509,352.91	10,830.14	1,520,183.05
404 State Treasurer's Service	11,328,470.72		(1,270,750.04)	923,219.09	9,134,501.59	1,275.00	9,135,776.59
408 Coastal Protection	1,075,503.77		12,146.18	13,793.10	1,073,856.85		1,073,856.85
441 Local Government Archives	1,514,680.60		433,577.87	200,441.95	1,747,816.52		1,747,816.52
500 Perpetual Surveillance and Maintenance	46,277,673.52		(159,079.23)		46,118,594.29		46,118,594.29
507 Oyster Reserve Land	512,423.84		447.82	19,050.00	493,821.66		493,821.66
511 Tacoma Narrows Toll Bridge	21,981,113.89		1,209,009.25	(4,345,384.87)	27,535,508.01	20.00	27,535,528.01
513 Derelict Vessel Removal	1,365,025.30		3,724.94	58,280.83	1,310,469.41	15,168.38	1,325,637.79
532 Washington Housing Trust	9,977,945.44		1,588,229.35	628,500.66	10,937,674.13	49,638.22	10,987,312.35
535 Alaskan Way Viaduct Replacement Project	3,009,388.31		(151,891.11)	1,568.71	2,855,928.49		2,855,928.49
549 Election	3,652,037.44		3,195.56	6,693.27	3,648,539.73		3,648,539.73
550 Transportation 2003	(6,660,137.52)		2,577,646.96	2,745,181.97	(6,827,672.53)	28,317.53	(6,799,355.00)
562 Skilled Nursing Facility Safety Net Trust	5,854,830.85		(58,114.07)	7,456.12	5,789,260.66		5,789,260.66
564 Water Pollution Control Revolving Administration	4,189,951.45		147,053.77	144,784.64	4,192,220.58		4,192,220.58
565 Yakima Integrated Plan Implementation Revenue Recovery							
566 Community Forest Trust	67,833.04		59.28	729.72	67,162.60		67,162.60
571 Multiuse Roadway Safety	221,130.55		6,420.79	1,135.19	226,416.15		226,416.15
595 I-405 Express Toll Lanes Operations	23,006,118.04		(95,706.43)	(1,897,433.47)	24,807,845.08		24,807,845.08
600 Department of Retirement Systems Expense	7,094,114.80		3,314,754.16	2,801,421.25	7,607,447.71	4,084.43	7,611,532.14
689 Rural Washington Loan	8,179,949.77		7,149.68	39,809.91	8,147,289.54		8,147,289.54
727 Water Pollution Control Revolving	111,280,890.07		6,472,540.94	11,316,590.88	106,436,840.13		106,436,840.13
733 Capitol Campus Reserve							
777 Prostitution Prevention and Intervention	88,966.40		174.68		89,141.08		89,141.08
785 State Educational Trust Fund	6,433,584.19		99,613.10	320.62	6,532,876.67	1,788.04	6,534,664.71
818 Youth Athletic Facility	188,492.16		164.72		188,656.88		188,656.88

RECEIPTS AND DISBURSEMENTS FOR TREASURY FUNDS

		December 1, 2017	December 2017		December 31, 2017		
		Beginning Book Balance	Plus Receipts	Less Disbursements	Ending Book Balance	Outstanding Warrants	Ending Cash Balance
SPECIAL REVENUE FUNDS (Continued)							
825	Tobacco Settlement	\$	\$	\$	\$	\$	\$
844	Money-Purchase Retirement Savings Administrative
874	OASI Revolving	197,458.98	12,491.58	184,967.40	6.55	184,973.95
887	Public Facilities Construction Loan Revolving	22,000,175.97	107,334.24	562,324.89	21,545,185.32	18,641.60	21,563,826.92
888	Deferred Compensation Administrative	690,626.90	1,341,939.38	173,898.15	1,858,668.13	237.07	1,858,905.20
893	Radiation Perpetual Maintenance	341,473.24	298.43	341,771.67	341,771.67
TOTAL SPECIAL REVENUE FUNDS		\$ 2,744,864,548.08	\$ 493,702,587.10	\$ 413,296,094.79	\$ 2,825,271,040.39	\$ 16,793,614.42	\$ 2,842,064,654.81
DEBT SERVICE FUNDS							
303	Highway Bond Retirement	\$ 139,167,814.77	\$ 36,834,251.40	\$ 27,060,000.00	\$ 148,942,066.17	\$	\$ 148,942,066.17
304	Ferry Bond Retirement	7,842,514.87	1,245,806.64	9,088,321.51	9,088,321.51
305	Transportation Improvement Board Bond Retirement	3,320,194.93	565,796.94	3,885,991.87	3,885,991.87
347	Washington State University Bond Retirement	5,089,763.75	2,847,745.63	(33,070.71)	7,970,580.09	7,970,580.09
348	University of Washington Bond Retirement	15,198,032.81	362,626.49	393,113.01	15,167,546.29	15,167,546.29
380	Debt-Limit General Fund Bond Retirement	12,400,380.56	1,378,967,110.01	1,391,354,921.86	12,568.71	12,568.71
381	Debt-Limit Reimbursable Bond Retirement
382	Nondebt-Limit General Fund Bond Retirement
383	Nondebt-Limit Reimbursable Bond Retirement	102,718,878.26	102,718,036.43	841.83	841.83
384	Nondebt-Limit Proprietary Appropriated Bond Retirement
385	Nondebt-Limit Proprietary Nonappropriated Bond Retirement
386	Nondebt-Limit Revenue Bond Retirement
389	Toll Facility Bond Retirement	31,803,851.79	4,684,765.83	21,268,468.51	15,220,149.11	15,220,149.11
TOTAL DEBT SERVICE FUNDS		\$ 214,822,553.48	\$ 1,528,226,981.20	\$ 1,542,761,469.10	\$ 200,288,065.58	\$	\$ 200,288,065.58
CAPITAL PROJECTS FUNDS							
01L	Higher Education Construction	\$	\$	\$	\$	\$	\$
036	Capitol Building Construction	1,535,813.39	1,861.36	(292,078.85)	1,829,753.60	1,829,753.60
056	State Higher Education Construction	2,351.80	2.05	2,353.85	2,353.85
057	State Building Construction	130,982,222.88	(2,155,186.79)	45,406,213.12	83,420,822.97	228,303.33	83,649,126.30
060	Community and Technical College Capital Projects	14,470,229.76	373,543.03	632,860.11	14,210,912.68	14,210,912.68
061	Eastern Washington University Capital Projects	2,939,327.93	397,401.87	50,041.86	3,286,687.94	3,286,687.94
062	Washington State University Building	1,904,705.65	2,243.89	781,808.35	1,125,141.19	1,125,141.19
063	Central Washington University Capital Projects	4,317,800.99	1,267,546.86	12,418.95	5,572,928.90	5,572,928.90
064	University of Washington Building	7,402,045.38	146,462.29	4,606,014.93	2,942,492.74	2,942,492.74
065	Western Washington University Capital Projects	3,412,982.56	397,301.58	68,311.49	3,741,972.65	3,741,972.65
066	The Evergreen State College Capital Projects	2,739,914.38	843,807.89	682.97	3,583,039.30	3,583,039.30
075	State Social and Health Services Construction	5,371.39	5,371.39	5,371.39
18B	Columbia River Basin Tax Bond Water Supply Development	1,993,148.30	1,741.85	1,994,890.15	1,994,890.15
245	Public Safety Reimbursable Bond	4.12	4.12	4.12
246	Community and Technical College Forest Reserve	2,839,709.94	11.79	2,839,721.73	2,839,721.73

RECEIPTS AND DISBURSEMENTS FOR TREASURY FUNDS

		December 1, 2017	December 2017		December 31, 2017		
		Beginning Book Balance	Plus Receipts	Less Disbursements	Ending Book Balance	Outstanding Warrants	Ending Cash Balance
CAPITAL PROJECTS FUNDS (Continued)							
289	Thurston County Capital Facilities	\$ 4,628,089.94	\$ 345,122.96	\$ 108,760.87	\$ 4,864,452.03	\$	\$ 4,864,452.03
357	Gardner-Evans Higher Education Construction	45,698.05	45,698.05	45,698.05
364	Military Department Capital	1,084,597.35	1,084,597.35	1,084,597.35
TOTAL CAPITAL PROJECTS FUNDS		\$ 180,304,013.81	\$ 1,621,860.63	\$ 51,375,033.80	\$ 130,550,840.64	\$ 228,303.33	\$ 130,779,143.97
PERMANENT FUNDS							
04B	Natural Resources Real Property Replacement	\$ 6,238,152.83	\$ 5,451.64	\$	\$ 6,243,604.47	\$	\$ 6,243,604.47
601	Agricultural Permanent	209,703.08	(19,603.72)	229,306.80	229,306.80
603	Millersylvania Park Trust	5,478.09	4.79	5,482.88	5,482.88
604	Normal School Permanent	582,380.27	412,648.97	169,731.30	169,731.30
605	Permanent Common School	59,901.74	12,796.75	18,137.00	54,561.49	54,561.49
606	Scientific Permanent	294,534.53	23,882.28	270,652.25	270,652.25
607	State University Permanent	122,628.56	28,522.66	94,105.90	94,105.90
851	Developmental Disabilities Community Trust	386,038.51	337.37	(1,555.02)	387,930.90	387,930.90
TOTAL PERMANENT FUNDS		\$ 7,898,817.61	\$ 18,590.55	\$ 462,032.17	\$ 7,455,375.99	\$	\$ 7,455,375.99
ENTERPRISE FUNDS							
401	Correctional Industries	\$ 3,951,248.61	\$ 9,786,142.45	\$ 7,716,254.54	\$ 6,021,136.52	\$ 73,827.55	\$ 6,094,964.07
407	Secretary of State's Revolving	10,342,849.61	605,296.59	576,152.25	10,371,993.95	603.70	10,372,597.65
578	Lottery Administrative	1,406,524.00	9,713.79	1,186,032.26	230,205.53	15,462.77	245,668.30
608	Accident	2,091,955.24	69,025,099.98	68,163,187.42	2,953,867.80	11,087,191.86	14,041,059.66
609	Medical Aid	870,426.55	93,732,911.10	89,830,013.43	4,773,324.22	3,436,369.08	8,209,693.30
610	Accident Reserve	648,782.45	71,651,334.54	70,750,093.41	1,550,023.58	793,139.03	2,343,162.61
881	Supplemental Pension	854,827.75	45,255,203.49	45,047,692.35	1,062,338.89	1,468,293.47	2,530,632.36
883	Second Injury	16,687,669.50	2,766,414.64	200,533.61	19,253,550.53	26,514.78	19,280,065.31
TOTAL ENTERPRISE FUNDS		\$ 36,854,283.71	\$ 292,832,116.58	\$ 283,469,959.27	\$ 46,216,441.02	\$ 16,901,402.24	\$ 63,117,843.26
INTERNAL SERVICE FUNDS							
006	Public Records Efficiency, Preservation & Access	\$ 2,085,312.20	\$ 33,935.84	\$ 319,628.71	\$ 1,799,619.33	\$ 1,037.59	\$ 1,800,656.92
405	Legal Services Revolving	9,821,151.27	13,863,771.24	11,637,807.94	12,047,114.57	154,969.76	12,202,084.33
410	Transportation Equipment	6,184,203.83	808,531.36	(3,085,226.04)	10,077,961.23	110,445.83	10,188,407.06
415	Personnel Service	544,775.79	1,020,710.70	571,368.60	994,117.89	185.88	994,303.77
418	State Health Care Authority Administrative	2,138,131.94	1,450,507.35	1,328,732.07	2,259,907.22	32.00	2,259,939.22
455	Higher Education Personnel Service	(69,450.34)	9,768.58	47,499.46	(107,181.22)	28.78	(107,152.44)
468	OFM Central Service	(925,173.00)	147,634.00	532,845.00	(1,310,384.00)	2,928.16	(1,307,455.84)
483	Auditing Services Revolving	472,749.69	294,043.28	544,972.96	221,820.01	1,717.80	223,537.81
484	Administrative Hearings Revolving	(1,095,197.90)	1,464,251.15	1,588,811.76	(1,219,758.51)	4,778.90	(1,214,979.61)
TOTAL INTERNAL SERVICE FUNDS		\$ 19,156,503.48	\$ 19,093,153.50	\$ 13,486,440.46	\$ 24,763,216.52	\$ 276,124.70	\$ 25,039,341.22
PENSION TRUST FUNDS							
614	Volunteer Firefighters' Relief and Pension Principal	\$ 16,707,370.87	\$ 608,127.20	\$ 1,024,932.33	\$ 16,290,565.74	\$ 57,011.80	\$ 16,347,577.54

RECEIPTS AND DISBURSEMENTS FOR TREASURY FUNDS

		December 1, 2017	December 2017		December 31, 2017		
		Beginning Book Balance	Plus Receipts	Less Disbursements	Ending Book Balance	Outstanding Warrants	Ending Cash Balance
PENSION TRUST FUNDS (Continued)							
615	State Patrol - Plan1	\$ 1,008,959.02	\$ 6,304,262.55	\$ 6,276,335.23	\$ 1,036,886.34	\$ 10,966.98	\$ 1,047,853.32
616	Judges' Retirement	773,979.49	699.97	32,880.99	741,798.47	741,798.47
630	State Patrol - Plan 2	440,756.49	1,955,749.75	1,008,180.63	1,388,325.61	1,388,325.61
631	Public Employees' Retirement System Plan 1	10,152,796.57	157,592,574.97	156,298,768.73	11,446,602.81	255,945.02	11,702,547.83
632	Teachers' Retirement System Plan 1	7,730,759.93	112,956,134.04	112,117,655.24	8,569,238.73	123,510.33	8,692,749.06
633	School Employees' Retirement System Combined Plan 2 & 3	4,215,557.70	58,611,155.88	57,250,376.96	5,576,336.62	39,574.91	5,615,911.53
635	Public Safety Employees Retirement System Plan 2	248,581.17	6,397,098.05	6,384,246.01	261,433.21	230.76	261,663.97
641	Public Employees' Retirement System Combined Plan 2 & 3	10,817,785.72	261,792,499.26	260,918,383.61	11,691,901.37	309,901.90	12,001,803.27
642	Teachers' Retirement System Combined Plan 2 and 3	10,552,714.59	169,442,900.62	166,571,404.67	13,424,210.54	37,395.21	13,461,605.75
722	Deferred Compensation Principal	1,874,734.80	47,182,361.01	47,206,172.14	1,850,923.67	2,130.81	1,853,054.48
729	Judicial Retirement Principal	9,430.16	56,140.55	56,131.52	9,439.19	9,439.19
819	LEOFF Plan 1 Retirement	2,924,273.80	30,258,616.17	29,765,425.38	3,417,464.59	48,144.41	3,465,609.00
829	LEOFF Plan 2 Retirement	3,595,317.68	49,461,732.76	49,594,992.22	3,462,058.22	28,882.40	3,490,940.62
882	Washington Judicial Retirement System	8,333,989.86	7,763.35	703,723.59	7,638,029.62	7,638,029.62
TOTAL PENSION TRUST FUNDS		\$ 79,387,007.85	\$ 902,627,816.13	\$ 895,209,609.25	\$ 86,805,214.73	\$ 913,694.53	\$ 87,718,909.26
AGENCY FUNDS							
01P	Suspense	\$ 74,001,549.76	\$ 3,246,613.06	\$ 25,536,915.88	\$ 51,711,246.94	\$ 220,499.86	\$ 51,931,746.80
01R	Undistributed Receipts	3,716,752.60	3,716,752.60	3,716,752.60
01T	Local Leasehold Excise Tax	6,141,124.18	5,299,151.68	841,972.50	841,972.50
034	Local Sales and Use Tax
035	State Payroll Revolving	14,661,186.13	473,576,658.14	463,616,113.21	24,621,731.06	1,638,430.06	26,260,161.12
165	Salary Reduction	4,576,406.12	2,610,498.16	2,463,527.49	4,723,376.79	4,723,376.79
768	Local Real Estate Excise Tax	164,556.43	164,556.43
795	State Investment Board Commingled Monthly Bond
865	State Investment Board Commingled Trust	148,177.43	148,177.43
877	OASI Contribution
TOTAL AGENCY FUNDS		\$ 103,097,018.79	\$ 479,746,503.22	\$ 497,228,442.12	\$ 85,615,079.89	\$ 1,858,929.92	\$ 87,474,009.81
TOTAL TREASURY FUNDS		\$ 5,723,535,953.61	\$ 7,291,209,598.26	\$ 7,533,211,124.24	\$ 5,481,534,427.63	\$ 70,047,927.27	\$ 5,551,582,354.90

RECEIPTS AND DISBURSEMENTS FOR TREASURER'S TRUST FUNDS

	December 1, 2017		December 2017		December 31, 2017		
	Beginning Book Balance		Plus Receipts	Less Disbursements	Ending Book Balance	Outstanding Warrants	Ending Cash Balance
GENERAL FUND							
06N Local Tax Administration	\$	\$	\$	\$	\$	\$	\$
07F Commercial Fisheries Buyback
08B Foster Care Endowed Scholarship Trust	15,602.43	13.64	15,616.07	15,616.07
08E Individual Development Account Program	1,952.20	1.71	1,953.91	1,953.91
08N State Financial Aid	14,572,175.98	18,471,044.74	10,142,367.70	22,900,853.02	14,994.83	22,915,847.85
08T Transportation Innovative Partnership
10L Health Insurance Partnership
10V Invasive Species Council
11M Poet Laureate	115.55	115.55	115.55
11R Hospital Infection Control Grant
12L Outdoor Education and Recreation Prog	837,180.14	837,180.14	837,180.14
12P Geoduck Aquaculture Research	0.48	0.48	0.48
131 Fair	2,115,966.53	1,853.07	6,528.65	2,111,290.95	1,605.00	2,112,895.95
132 State Trade Fair
14F Family Leave Insurance	397,738.06	(397,738.06)
14N Legislative Oral History	58,246.20	1,000.00	57,246.20	57,246.20
14P Skeletal Human Remains Assistance	276,406.16	54.50	276,351.66	276,351.66
15B Food Animal Vet Scholarship
15N Business Assistance
16F Washington State Flag	410.96	410.96	410.96
16K Mortgage Recovery
16R Multiagency Permitting Team	93,150.65	81.41	93,232.06	93,232.06
17R Aerospace Training Student Loan	1,010,434.20	11,905.72	23,310.68	999,029.24	999,029.24
18C Native Education Public-Private Partnership
18F High School Completion
18G Opportunity Scholarship Match Transfer	10,400,000.00	8,420,912.56	1,979,087.44	1,979,087.44
18K 24/7 Sobriety	2,052.08	982.61	3,034.69	3,034.69
18V Science, Technology, Engineering and Math Education Lighthouse
19J Universal Communications Services	9,721,562.32	4,023,335.00	5,698,227.32	3,089.00	5,701,316.32
19V Cancer Research Endowment Match Transfer	9,712,159.18	3,627.90	9,708,531.28	9,708,531.28
20L Early Start
21J Gina Grant Bull Memorial Legislative Page Scholarship	8,456.36	654.63	9,110.99	9,110.99
21K Skilled Worker Awareness Grant Program
21L Low-Income Home Rehab Revolving Loan Program
21T Suicide-Safer Homes Project	50,000.00	50,000.00	50,000.00
22A State Agency Office Relocation Pool	9,649,431.23	578,058.85	9,071,372.38	3,493.04	9,074,865.42
22B Highway Worker Memorial Scholarship
290 Savings Incentive	2,735,541.82	44.26	49,329.81	2,686,256.27	2,686,256.27
447 Information Technology Investment Revolving	7,912,572.96	544,836.77	7,367,736.19	7,367,736.19
490 Regional Transportation Investment District

RECEIPTS AND DISBURSEMENTS FOR TREASURER'S TRUST FUNDS

		December 1, 2017	December 2017		December 31, 2017		
		Beginning Book Balance	Plus Receipts	Less Disbursements	Ending Book Balance	Outstanding Warrants	Ending Cash Balance
GENERAL FUND (Continued)							
493	School Employees' Insurance	\$	\$	\$	\$	\$	\$
494	School Employees' Benefits Board Administration
514	Agricultural Conservation Easements
534	Washington Graduate Fellowship Trust	489.80	489.80	489.80
551	Washington Youth and Families	124,634.31	124,634.31	124,634.31
552	Conservation Assistance Revolving	390,967.25	25,279.00	416,246.25	416,246.25
646	Higher Ed Retirement Plan Supplemental Benefit	1,200.05	525,138.90	525,138.39	1,200.56	1,200.56
653	Washington Distinguished Professorship Trust
743	College Faculty Awards Trust	186.14	186.14	186.14
747	Health Professional Loan Repayment & Scholarship Program	10,411,300.47	1,572.16	45,007.87	10,367,864.76	10,367,864.76
748	Higher Education Coord. Board for Innovation and Quality
781	Cross-State Trail	473.10	473.10	473.10
793	Health Insurance Pool
817	Stadium and Exhibition Center Construction
835	Four Year Student Child Care in Higher Education	62,809.35	4,163.32	58,646.03	58,646.03
837	Washington's Promise Scholarship	8.11	0.01	8.12	8.12
TOTAL GENERAL FUND		\$ 80,563,224.07	\$ 18,640,833.80	\$ 24,367,672.00	\$ 74,836,385.87	\$ 23,181.87	\$ 74,859,567.74
SPECIAL REVENUE FUNDS							
01F	Crime Victims' Compensation	\$ 7,861,717.91	\$ 68,606.41	\$	\$ 7,930,324.32	\$	\$ 7,930,324.32
025	Pilotage	736,350.42	127,571.31	73,154.22	790,767.51	31.94	790,799.45
03K	Industrial Insurance Premium Refund	4,623,927.27	4,217.07	221,344.75	4,406,799.59	4,406,799.59
04F	Real Estate Education Program	621,931.35	3,035.68	624,967.03	624,967.03
06H	Oral History, State Library, and Archives	17,278.78	21,400.13	16,165.09	22,513.82	22,513.82
06J	Securities Prosecution	545,032.27	8,050.00	516.95	552,565.32	552,565.32
07A	Mortgage Lending Fraud Prosecution	385,366.29	27,546.10	412,912.39	412,912.39
07B	Organ and Tissue Donation Awareness	38,841.16	29,404.58	22,923.21	45,322.53	45,322.53
07E	Contract Harvesting Revolving	7,373,132.15	9,061.61	1,972,825.50	5,409,368.26	64.00	5,409,432.26
07J	"Helping Kids Speak"	3,166.34	2,111.67	2,716.00	2,562.01	2,562.01
07K	Special License Plate Applicant Trust	6,103.00	6,103.00	6,103.00
07L	Legislative International Trade	1,118.36	383.23	735.13	735.13
07N	Produce Railcar Pool	30,968.48	27.04	30,968.48	27.04	27.04
07T	Commemorative Works	3,300.23	2.88	3,303.11	3,303.11
07V	Fish and Wildlife Enforcement Reward	679,350.91	14,485.57	14,604.85	679,231.63	679,231.63
08C	Gonzaga University Alumni Association	4,280.36	3,021.66	2,531.66	4,770.36	4,770.36
08F	Lighthouse Environmental Programs	10,238.66	6,958.00	5,656.02	11,540.64	11,540.64
08J	Prescription Drug Consortium	42,947.77	42,947.77	42,947.77
08L	"Ski & Ride Washington"	2,975.23	3,079.99	2,704.34	3,350.88	3,350.88
08P	State Parks Education and Enhancement	450,840.63	8,336.96	8,210.75	450,966.84	450,966.84
08V	Veterans Stewardship	1,486,890.16	41,106.72	32,158.55	1,495,838.33	49.82	1,495,888.15

RECEIPTS AND DISBURSEMENTS FOR TREASURER'S TRUST FUNDS

	December 1, 2017		December 2017		December 31, 2017	
	Beginning Book Balance	Plus Receipts	Less Disbursements	Ending Book Balance	Outstanding Warrants	Ending Cash Balance
SPECIAL REVENUE FUNDS (Continued)						
189 Clarke-McNary	\$	\$	\$	\$	\$	\$
18A Investing In Innovation	34,347.09	34,347.09	34,347.09
18E Educator Certification Processing	2,375,472.07	94,241.39	153,839.91	2,315,873.55	688.40	2,316,561.95
18M Music Matters Awareness	5,072.68	4,550.00	3,840.68	5,782.00	5,782.00
18N Damage Prevention	121,916.00	10,391.00	132,307.00	132,307.00
18R Seattle Sounders FC	6,618.26	5,712.01	4,687.66	7,642.61	7,642.61
190 Forest Fire Protection Assessment	10,643,885.25	45.20	356,552.85	10,287,377.60	18,225.40	10,305,603.00
193 State Forest Nursery Revolving	1,655,565.79	209.89	9,474.27	1,646,301.41	83,711.54	1,730,012.95
195 Energy	13,602.07	11.88	13,613.95	13,613.95
197 Statute Law Committee Publications	774,512.21	62,735.41	1,685.30	835,562.32	54.99	835,617.31
198 Access Road Revolving	7,062,548.72	24,739.88	(679,642.34)	7,766,930.94	12,855.45	7,779,786.39
19B School for the Blind	1,605,512.53	46,881.02	155,970.77	1,496,422.78	742.95	1,497,165.73
19E 4-H Program	223.00	420.00	336.00	307.00	307.00
19F Seattle Seahawks	31,798.71	36,971.64	31,329.71	37,440.64	37,440.64
19H Center for Childhood Deafness and Hearing Loss	298,083.39	33,298.31	331,381.70	331,381.70
19M Seattle University	19,840.33	511.00	20,351.33	20,351.33
19P Child Rescue	9,908.38	1,441.45	11,349.83	11,349.83
19R Residential Services and Support
19W Wolf-Livestock Conflict	287,853.03	1,940.00	285,913.03	285,913.03
205 Mobile Home Park Relocation	1,475,756.60	31,235.95	32,084.04	1,474,908.51	1,394.00	1,476,302.51
206 Cost of Supervision	616,663.94	123,886.23	250,949.93	489,600.24	1,566.00	491,166.24
209 Regional Fisheries Enhancement Group	1,489,227.14	28,144.47	69,485.02	1,447,886.59	253.03	1,448,139.62
20A State Flower	1,530.67	1,376.67	998.67	1,908.67	1,908.67
20D CPA Scholarship Transfer	250,000.00	250,000.00	250,000.00
20E WA Internet Crimes Against Children	429,000.00	429,000.00	429,000.00
20G Washington Farmers and Ranchers	336.00	112.00	84.00	364.00	84.00	448.00
20K Licensing & Enforcement System Modernization	1,190,569.45	172.51	429.98	1,190,311.98	2,884.59	1,193,196.57
20P Nursing Facility Quality Enhancement	2,322,639.51	(32,157.56)	2,354,797.07	2,354,797.07
20W Washington Tennis	1,008.00	112.00	1,120.00	1,120.00
210 Fire Protection Contractor License	442,506.48	238,537.00	65,845.05	615,198.43	615,198.43
213 Veterans' Emblem	29,935.44	243.50	30,178.94	30,178.94
214 Temporary Worker Housing	214,478.15	51,048.00	12,667.49	252,858.66	252,858.66
219 Air Operating Permit	461,763.50	73,791.16	387,972.34	387,972.34
21A Washington State Wrestling	308.00	310.33	336.00	282.33	282.33
21C Washington Sexual Assault Kit	2,551,044.93	2,231.24	6,952.14	2,546,324.03	2,546,324.03
21F Fred Hutch	1,817.67	1,817.67	1,817.67
21G Washington State Aviation	14,074.66	1,845.67	15,920.33	15,920.33
21N NE WA Wolf-Livestock Management
21Q Forest Health Revolving
21U Veteran's In-State Service Shared Leave Pool	(10,413.28)	10,413.28	10,413.28

RECEIPTS AND DISBURSEMENTS FOR TREASURER'S TRUST FUNDS

		December 1, 2017	December 2017		December 31, 2017		
		Beginning Book Balance	Plus Receipts	Less Disbursements	Ending Book Balance	Outstanding Warrants	Ending Cash Balance
SPECIAL REVENUE FUNDS (Continued)							
21W	K-12 Criminal Background Check	\$ 226,098.00	\$ 38,107.00	\$ 150,975.38	\$ 113,229.62	\$ 43.00	\$ 113,272.62
22S	Fingerprint Identification	3,884,342.66	662,009.66	849,732.06	3,696,620.26	1,206.76	3,697,827.02
22E	Family and Medical Leave Enforcement	397,738.06	397,738.06	397,738.06
22F	Family and Medical Leave Insurance	82,021,462.34	71,698.14	3,682.04	82,089,478.44	82,089,478.44
22G	Photovoltaic Module Recycling
22H	Foster Parent Shared Leave Pool
259	Coastal Crab	91,834.64	19,110.00	6,665.07	104,279.57	8.60	104,288.17
274	Adult Family Home	652,067.86	(6,743.07)	658,810.93	658,810.93
281	Impaired Driving Safety	219,535.02	124,929.00	344,464.02	344,464.02
283	Juvenile Accountability Incentive	83,789.17	73.22	83,862.39	83,862.39
294	Sea Cucumber Dive Fishery
295	Sea Urchin Dive Fishery	3.42	3.42	3.42
297	Pipeline Safety	5,305,230.64	9,818.64	210,004.57	5,105,044.71	5,105,044.71
298	Geologists'	346,937.95	28,355.00	18,781.90	356,511.05	1,178.97	357,690.02
300	Financial Services Regulation	16,941,069.41	2,335,164.79	2,337,779.67	16,938,454.53	20,957.02	16,959,411.55
320	Puget Sound Crab Pot Buoy Tag	74,630.88	1,120.00	73,510.88	73,510.88
328	Crim Justice Training Commis Firing Range Maintenance	81,178.00	81,178.00	81,178.00
416	Surplus and Donated Food Commodities Revolving	3,044,232.50	2,095,754.84	1,900,016.46	3,239,970.88	38,507.04	3,278,477.92
424	Anti-Trust Revolving	1,770,414.62	191,084.80	1,579,329.82	398.33	1,579,728.15
480	Financial Education Public-Private Partnership	18,772.75	18,772.75	18,772.75
485	Horse Racing Owners' Bonus/Breeder Awards	18,160.83	10,464.75	(69.79)	28,695.37	18,215.19	46,910.56
495	Toll Collection	18,698,105.50	15,869,229.11	17,787,739.21	16,779,595.40	43,463.74	16,823,059.14
496	Future Teachers Conditional Scholarship	3,631,915.54	11,009.73	28,759.29	3,614,165.98	8.23	3,614,174.21
497	Horse Racing Commission Class C Purse Fund	70,608.91	5,398.12	76,007.03	76,007.03
498	Washington State Council of Fire Fighters Benevolent	12,477.05	8,911.03	8,526.01	12,862.07	12,862.07
499	Law Enforcement Memorial	41,886.36	24,028.06	20,549.63	45,364.79	45,364.79
501	Liquor Revolving	39,011,818.27	(15,555,979.34)	15,829,430.25	7,626,408.68	257,759.91	7,884,168.59
503	Tuition Recovery	3,482,170.20	13,699.53	708.75	3,495,160.98	3,495,160.98
515	DNA Data Base	809,012.30	33,052.20	92,742.98	749,321.52	749,321.52
516	Fruit and Vegetable Inspection	9,021,716.01	1,307,555.74	1,651,104.64	8,678,167.11	10,400.28	8,688,567.39
536	Federal Food Service Revolving	2,206,335.16	5,080,204.62	5,075,449.73	2,211,090.05	22,675.72	2,233,765.77
553	Performance Audits of Government	5,849,586.62	1,489,803.38	1,531,319.82	5,808,070.18	13,529.85	5,821,600.03
561	Community Technical College Innovation	7,278,213.39	478,702.82	484,942.87	7,271,973.34	7,271,973.34
687	Rural Rehabilitation	227,162.46	198.52	227,360.98	227,360.98
688	Federal Local Rail Service Assistance	78,612.67	71.50	78,684.17	78,684.17
731	Child Care Facility Revolving	1,406,669.69	5,532.78	1,412,202.47	1,412,202.47
732	Nursing Home Civil Penalties	2,081,597.70	(19,500.00)	2,101,097.70	2,101,097.70
746	Hanford Area Economic Investment	28,154.39	574.16	28,728.55	28,728.55
749	Governor's Interagency Committee of State Employed Women	76,609.08	215.93	76,393.15	76,393.15
761	Basic Health Plan Subscription	250,744.09	250,744.09	250,744.09

RECEIPTS AND DISBURSEMENTS FOR TREASURER'S TRUST FUNDS

	December 1, 2017		December 2017		December 31, 2017		
	Beginning Book Balance		Plus Receipts	Less Disbursements	Ending Book Balance	Outstanding Warrants	Ending Cash Balance
SPECIAL REVENUE FUNDS (Continued)							
08W "Washington's National Park Fund"	\$ 16,613.25	\$	\$ 14,048.98	\$	\$ 13,545.02	\$ 17,117.21	\$ 17,117.21
098 Eastern Washington Pheasant Enhancement	191,958.77		10,344.56		59,166.86	143,136.47	143,142.19
09A We Love Our Pets	10,245.56		4,064.67		3,128.99	11,181.24	11,181.24
09B Boating Safety Education Certification	661,489.46		4,735.00		4,175.55	662,048.91	662,338.91
09J Washington Coastal Crab Pot Buoy Tag	274,226.33		8,500.00		3,261.07	279,465.26	279,465.26
09K Life Sciences Discovery	2,342,094.36		2,074.50		466,895.15	1,877,273.71	1,877,273.71
09L Nursing Resource Center	105,877.30		41,770.00		2,383.59	145,263.71	145,343.71
10F "Share the Road"	16,449.05		8,516.68		6,444.67	18,521.06	18,521.06
11A Employment Training Finance	312,678.83		57,583.94		69,393.14	300,869.63	300,869.63
11J Electronic Products Recycling	627,291.70		75,407.33		23,113.15	679,585.88	679,585.88
11P Large On-Site Sewage Systems
11V Veteran Estate Management	(13,676.74)		26,382.45		5,033.76	7,671.95	8,130.95
126 Agricultural Local	13,428,831.37		4,919,684.88		2,193,624.55	16,154,891.70	16,191,791.87
128 Grain Inspection Revolving	8,097,253.36		1,222,430.69		1,258,095.78	8,061,588.27	8,064,755.92
12E Assisted Living Facility Management	251,643.89			(14,499.93)	266,143.82	266,143.82
12F Manufactured/Mobile Home Dispute Resol	2,548,765.83		44,513.59		37,382.29	2,555,897.13	2,555,953.18
12G Rockfish Research	351,665.87		4,057.00		31,169.54	324,553.33	324,554.33
12H Uniformed Service Shared Leave Pool	778,223.14			(12,121.29)	790,344.43	790,344.43
12N Get Ready For Math & Science Scholarship	35,486.02		(336.88)		35,149.14	35,149.14
133 Children's Trust	535,214.12		2,990.78		3,481.49	534,723.41	534,723.41
14E Washington State Heritage Center	2,860,764.90		462,265.26		400,320.72	2,922,709.44	2,930,334.43
14W Reduced Cigarette Ignition Propensity	440,206.77		5,384.88		4,629.15	440,962.50	440,962.50
15A Transitional Housing Oper & Rent	166,310.15		166,310.15	166,310.15
15T Broadband Mapping
15V Funeral and Cemetery	745,779.29		13,563.35		40,731.37	718,611.27	719,584.30
15W Guaranteed Asset Protection Waiver	18,500.00		18,500.00	18,750.00
163 Worker and Community Right to Know	2,702,814.70		368,882.73		256,093.99	2,815,603.44	2,819,899.09
169 Horse Racing Commission Operating	814,610.16		113,430.20		79,571.28	848,469.08	848,709.13
16B Landscape Architects' License	319,437.61		11,800.00		11,238.67	319,998.94	320,048.68
16E Spec Forest Products Outreach/Education	12,645.23		3.71		12,648.94	12,648.94
16G Universal Vaccine Purchase	11,479,988.29		4,118,583.56		5,049,768.67	10,548,803.18	10,548,803.18
16H Columbia River Salmon/Steelhead Endorsement	1,034,478.06		7,615.50		216,102.28	825,991.28	825,998.78
16L Accessible Communities	519,037.00		12,471.91		21,516.90	509,992.01	509,992.01
16N Disabled Veterans Assistance
16T Product Stewardship Programs	264,096.02			9,247.02	254,849.00	254,849.00
17H WA Global Health Technologies Product Development	2.06		2.06	2.06
17L Foreclosure Fairness	634,514.89		9,625.14		182,176.22	461,963.81	461,991.81
17M Individual-Based/Portable Background Check Clearance	83,335.57		18,288.00		46,534.75	55,088.82	55,495.82
17V Volunteer Firefighters	5,144.99		2,758.00		2,652.99	5,250.00	5,250.00
180 Local Government Administrative Hearings	246,146.91			717.54	245,429.37	245,429.37

RECEIPTS AND DISBURSEMENTS FOR TREASURER'S TRUST FUNDS

		December 1, 2017	December 2017		December 31, 2017		
		Beginning Book Balance	Plus Receipts	Less Disbursements	Ending Book Balance	Outstanding Warrants	Ending Cash Balance
SPECIAL REVENUE FUNDS (Continued)							
763	Center for the Improvement of Student Learning	\$ 35,600.68	\$	\$	\$ 35,600.68	\$	\$ 35,600.68
773	Commission on Higher Ed Prof Student Ex Program	51,200.00	51,200.00	51,200.00
774	University of Washington License Plate	297,735.72	24,392.69	322,128.41	322,128.41
776	Washington State University License Plate	102,837.00	54,360.53	132,837.00	24,360.53	24,360.53
778	Western Washington University License Plate	1,997.34	1,544.66	3,542.00	3,542.00
779	Eastern Washington University License Plate	62,545.13	3,511.66	66,056.79	66,056.79
780	School Zone Safety Account	1,253,415.84	46,907.82	7,992.21	1,292,331.45	561.40	1,292,892.85
783	Central Washington University License Plate	9,034.65	1,603.00	10,637.65	10,637.65
784	Miscellaneous Transportation Programs	(10,525,326.15)	27,068,236.89	25,296,272.20	(8,753,361.46)	522,610.28	(8,230,751.18)
786	The Evergreen State College License Plate	2,607.37	364.00	2,971.37	2,971.37
789	Advanced Environmental Mitigation Revolving	646,765.25	2,694.11	649,459.36	649,459.36
816	Stadium and Exhibition Center	64,324,709.26	10,016,593.34	74,341,302.60	74,341,302.60
821	Impaired Physician	284,085.08	124,395.00	266,405.22	142,074.86	600.00	142,674.86
823	Livestock Nutrient Management	44,640.45	600.00	2,503.00	42,737.45	42,737.45
833	Developmental Disabilities Endowment Trust	1,693,086.18	704,390.11	214,229.42	2,183,246.87	2,183,246.87
834	Capitol Furnishings Preservation Committee	89,381.67	6,870.00	82,511.67	82,511.67
878	Federal Forest Revolving	455.92	0.40	456.32	456.32
880	Advance Right-of-Way Revolving	13,001,166.30	344,864.88	73.99	13,345,957.19	13,345,957.19
884	Gambling Revolving	8,879,954.95	2,129,340.69	1,167,144.09	9,842,151.55	39,988.14	9,882,139.69
885	Plumbing Certificate	759,592.80	71,365.99	68,109.48	762,849.31	762,849.31
892	Pressure Systems Safety	731,819.11	127,031.13	174,930.11	683,920.13	299.98	684,220.11
TOTAL SPECIAL REVENUE FUNDS		\$ 404,644,964.41	\$ 68,489,109.07	\$ 88,885,290.90	\$ 384,248,782.58	\$ 1,169,854.10	\$ 385,418,636.68
PERMANENT FUNDS							
842	American Indian Scholarship Endowment	\$ 295,637.72	\$ 6,258.37	\$ 5,838.00	\$ 296,058.09	\$	\$ 296,058.09
852	Foster Care Scholarship Endowment	3,678.85	3.21	3,682.06	3,682.06
TOTAL PERMANENT FUNDS		\$ 299,316.57	\$ 6,261.58	\$ 5,838.00	\$ 299,740.15	\$	\$ 299,740.15
ENTERPRISE FUNDS							
413	Municipal Revolving	\$ 6,226,098.90	\$ 2,172,734.07	\$ 2,614,809.95	\$ 5,784,023.02	\$ 9,996.82	\$ 5,794,019.84
442	Legislative Gift Center	24,827.81	29,901.19	25,349.06	29,379.94	1,140.92	30,520.86
445	Self-Insured Emplr Overpymt Reimb	582,047.81	582,047.81	582,047.81
446	Industrial Insurance Rainy Day Fund
449	Certificates of Participation and Other Financing - Local	158,966.07	4,678,157.53	4,678,445.03	158,678.57	158,678.57
463	Washington College Savings Program
470	Imaging	176,138.22	31,555.27	29,178.98	178,514.51	178,514.51
477	Lottery Investment
543	Judicial Information Systems	7,402,375.34	1,205,503.10	2,304,619.13	6,303,259.31	28,179.12	6,331,438.43
544	Pollution Liability Insurance Program Trust	31,759,567.15	(3,323.13)	2,316,730.46	29,439,513.56	29,439,513.56
545	Heating Oil Pollution Liability Trust	113,333.79	31,571.63	32,264.28	112,641.14	112,641.14

RECEIPTS AND DISBURSEMENTS FOR TREASURER'S TRUST FUNDS

		December 1, 2017	December 2017		December 31, 2017		
		Beginning Book Balance	Plus Receipts	Less Disbursements	Ending Book Balance	Outstanding Warrants	Ending Cash Balance
ENTERPRISE FUNDS (Continued)							
788	Advanced College Tuition Payment Program	\$ 4,091,281.48	\$ 20,073,945.45	\$ 25,026,091.40	\$ (860,864.47)	\$ 6,952,970.12	\$ 6,092,105.65
TOTAL ENTERPRISE FUNDS		\$ 50,534,636.57	\$ 28,220,045.11	\$ 37,027,488.29	\$ 41,727,193.39	\$ 6,992,286.98	\$ 48,719,480.37
INTERNAL SERVICE FUNDS							
12V	PEBB Medical Benefits Admin	\$	\$	\$	\$	\$	\$
411	Natural Resources Equipment	5,601,493.32	1,504.57	879,287.76	4,723,710.13	16,398.69	4,740,108.82
421	Education Technology Revolving	8,421,411.82	216,170.63	1,209,532.04	7,428,050.41	66,011.30	7,494,061.71
422	General Administration Services	21,899,952.96	14,152,517.67	26,044,839.84	10,007,630.79	41,441.57	10,049,072.36
436	OFM Labor Relations Service	309,970.83	387,353.00	177,387.05	519,936.78	148.54	520,085.32
438	Uniform Dental Plan Benefits Administration	514,699.82	513,097.00	512,096.00	515,700.82	515,700.82
439	Uniform Medical Plan Benefits Administration	1,458,587.41	7,185,079.00	4,704,465.96	3,939,200.45	3,939,200.45
444	Fish & Wildlife Equipment	596,175.78	61,597.11	9,373.78	648,399.11	72.79	648,471.90
453	Minority and Women's Business Enterprises	854,111.33	145,526.00	297,137.73	702,499.60	702,499.60
458	Consolidated Technology Services Revolving	(11,215,945.02)	10,878,486.50	13,698,110.86	(14,035,569.38)	14,328.64	(14,021,240.74)
461	Shared Information Technology System Revolving	474,531.88	474,531.88	474,531.88
466	Statewide Info Tech System Development Revolving	501,859.31	25,419.40	49,088.37	478,190.34	478,190.34
471	State Patrol Nonappropriated Airplane Revolving	202,073.65	49,781.17	152,292.48	853.15	153,145.63
472	Statewide Info Tech System Maintenance & Operations Revolving	4,719,469.71	168,308.94	4,551,160.77	4,551,160.77
546	Risk Management	1,631,748.96	358,596.72	445,276.47	1,545,069.21	1,545,069.21
547	Liability	19,907,226.12	156,236.82	4,629,109.61	15,434,353.33	197,197.42	15,631,550.75
721	Public Employees' and Retirees' Insurance	150,763,559.49	165,189,063.65	149,030,956.44	166,921,666.70	1,990,645.29	168,912,311.99
730	Public Employees' and Retirees' Insurance Reserve	145,497,990.33	127,152.61	145,625,142.94	145,625,142.94
739	Certificates of Participation and Other Financing - State	4,934,962.32	11,854,379.17	16,503,072.66	286,268.83	286,268.83
TOTAL INTERNAL SERVICE FUNDS		\$ 357,073,880.02	\$ 211,252,179.85	\$ 218,407,824.68	\$ 349,918,235.19	\$ 2,327,097.39	\$ 352,245,332.58
PRIVATE PURPOSE FUNDS							
196	Unclaimed Personal Property	\$ 812,939.90	\$ 5,701,074.18	\$ 5,869,818.97	\$ 644,195.11	\$ 4,352,697.09	\$ 4,996,892.20
738	Department of Social and Health Services Trust	53,654.52	53,654.52	53,654.52
799	WA Achieving a Better Life Experience Program
TOTAL PRIVATE PURPOSE FUNDS		\$ 866,594.42	\$ 5,701,074.18	\$ 5,869,818.97	\$ 697,849.63	\$ 4,352,697.09	\$ 5,050,546.72
PENSION TRUST FUNDS							
838	LEOFF Retirement System Benefits Improvement	\$	\$	\$	\$	\$	\$
TOTAL PENSION TRUST FUNDS		\$	\$	\$	\$	\$	\$
AGENCY FUNDS							
16C	Real Estate/Property Tax Admin Assistance	\$ 57,117.24	\$ 55,913.92	\$ 57,117.24	\$ 55,913.92	\$	\$ 55,913.92
17A	County Enhanced 911 Excise Tax	6,081,975.73	5,885,559.71	6,008,636.31	5,958,899.13	5,958,899.13
525	Washington State Combined Fund Drive	960,362.56	632,251.44	32,378.86	1,560,235.14	9,741.25	1,569,976.39
660	Natural Resources Deposit	26,952,216.47	29,142,661.71	26,710,934.23	29,383,943.95	8,753.18	29,392,697.13
734	Centennial Document Preservation and Modernization	1,457,135.60	274,279.44	1,731,415.04	1,731,415.04

RECEIPTS AND DISBURSEMENTS FOR TREASURER'S TRUST FUNDS

	December 1, 2017	December 2017		December 31, 2017		
	Beginning Book Balance	Plus Receipts	Less Disbursements	Ending Book Balance	Outstanding Warrants	Ending Cash Balance
AGENCY FUNDS (Continued)						
737 High Occupancy Vehicle	\$	\$	\$	\$	\$	\$
757 Maritime Historic Restoration and Preservation	3,606.75	58.02	3,664.77	3,664.77
797 Local Tourism Promotion	1,209,323.04	1,030,783.31	1,217,460.04	1,022,646.31	1,022,646.31
TOTAL AGENCY FUNDS	\$ 36,721,737.39	\$ 37,021,507.55	\$ 34,026,526.68	\$ 39,716,718.26	\$ 18,494.43	\$ 39,735,212.69
TOTAL TREASURER'S TRUST FUNDS	\$ 930,704,353.45	\$ 369,331,011.14	\$ 408,590,459.52	\$ 891,444,905.07	\$ 14,883,611.86	\$ 906,328,516.93

INVESTMENT STATEMENT & INVESTMENT INTEREST INCOME AND CAPITAL GAINS

INVESTMENT STATEMENT

Fund / Account	December 1, 2017	Purchased	Maturities & Sales	Amortization	December 31, 2017
Treasury & Treasurer's Trust					
Investments (trade date basis)	\$ 6,729,428,391.54	\$ 2,442,558,095.07	\$ 2,774,649,769.29	\$ 515,157.03	\$ 6,397,851,874.35
Reverse Repurchase Agreements
Purchased Accrued Interest	1,143,340.00	25,287.63	160,439.96	1,008,187.67
Total Treasury & Treasurer's Trust	\$ 6,730,571,731.54	\$ 2,442,583,382.70	\$ 2,774,810,209.25	\$ 515,157.03	\$ 6,398,860,062.02
Local Government Investment Pool					
Investments (trade date basis)	\$ 13,909,663,412.28	\$ 45,521,329,497.29	\$ 46,569,049,788.85	\$ 6,412,469.83	\$ 12,868,355,590.55
Reverse Repurchase Agreements
Purchased Accrued Interest	165,135.47	165,135.47
Total Local Government Investment Pool	\$ 13,909,663,412.28	\$ 45,521,494,632.76	\$ 46,569,049,788.85	\$ 6,412,469.83	\$ 12,868,520,726.02
Total All Accounts	\$ 20,640,235,143.82	\$ 47,964,078,015.46	\$ 49,343,859,998.10	\$ 6,927,626.86	\$ 19,267,380,788.04

INVESTMENT INTEREST INCOME AND CAPITAL GAINS CURRENT MONTH AND FISCAL YEAR TO DATE COMPARISON

Fund / Account	December 2017	December 2016	Fiscal Year 2018	Fiscal Year 2017
Treasury & Treasurer's Trust				
Cash	\$ 2,851,216.28	\$ 3,068,465.94	\$ 31,257,649.73	\$ 22,892,136.94
Custody Bank Fees	(3,660.36)	(4,592.37)	(23,663.93)	(27,628.62)
Other Bank Fees	(8,611.53)	(4,946.38)	(64,903.11)	(61,521.91)
Amortization	515,157.03	41,603.43	2,979,232.45	(455,815.05)
Accrued Interest	3,980,272.69	1,373,068.55	3,716,004.24	1,715,599.01
Gains and Losses	7,319.55	(197,125.17)	(860,997.62)	6,657,329.68
Total Treasury & Treasurer's Trust	\$ 7,341,693.66	\$ 4,276,474.00	\$ 37,003,321.76	\$ 30,720,100.05
Local Government Investment Pool				
Cash	\$ 7,445,190.29	\$ 2,997,895.10	\$ 37,909,346.82	\$ 18,714,980.13
Amortization	6,412,469.83	2,139,534.23	37,529,802.58	10,197,228.01
Accrued Interest	472,487.31	379,862.34	1,317,930.33	560,146.06
Gains and Losses	77,330.60	137,660.22	446,948.19	1,835,209.19
Total Local Government Investment Pool	\$ 14,407,478.03	\$ 5,654,951.89	\$ 77,204,027.92	\$ 31,307,563.39
Total All Accounts	\$ 21,749,171.69	\$ 9,931,425.89	\$ 114,207,349.68	\$ 62,027,663.44

DUANE A. DAVIDSON
STATE TREASURER
PO BOX 40200
OLYMPIA WA 98504-0200

