



**Washington State
Treasurer's
Monthly Report**

December 2018



DUANE A. DAVIDSON
State Treasurer

In accordance with the Americans with Disabilities Act, this publication will be made available in alternate formats upon request to the Office of the State Treasurer, Legislative Building, 2nd Floor, Olympia, Washington 98504-0200, telephone (360) 902-9000, fax (360) 902-9037 or TTY Users Call: 7-1-1. Web Site: <http://tre.wa.gov>.

Cover photo taken by Treasurer's Office staff.

TABLE OF CONTENTS

	<i>Page</i>
State Treasurer’s Letter	1
General Fund	2
Treasury, Treasurer’s Trust and Local Government Investment Pool Flow Chart	3
Treasury & Treasurer’s Trust, Treasury and Treasurer’s Trust Charts	4
General Fund and Local Government Investment Pool Charts	5
Receipts and Disbursements for the State Treasury	6
Receipts and Disbursements for Trust Funds	17
Investment Statement	25
Investment Interest Income and Capital Gains	26



DUANE A. DAVIDSON,
State Treasurer

State of Washington
Office of the Treasurer
Legislative Building
P.O. Box 40200
Olympia, Washington 98504-0200

(360) 902-9000 • TTY 7-1-1
FAX (360) 902-9037
Home Page <http://tre.wa.gov>



Fellow Washingtonians,

I am pleased to report on the operations of the Office of the State Treasurer for the month of December 2018. At the close of the month, the Treasury & Treasurer's Trust book balance was \$7.9 billion with investment earnings distributed for the month of \$15.0 million.

Sincerely,

A handwritten signature in cursive script that reads "Duane A. Davidson". The signature is written in dark ink and is positioned above the printed name.

Duane A. Davidson
Washington State Treasurer

GENERAL FUND

GENERAL FUND CURRENT MONTH AND FISCAL YEAR TO DATE COMPARISON

(In Millions)

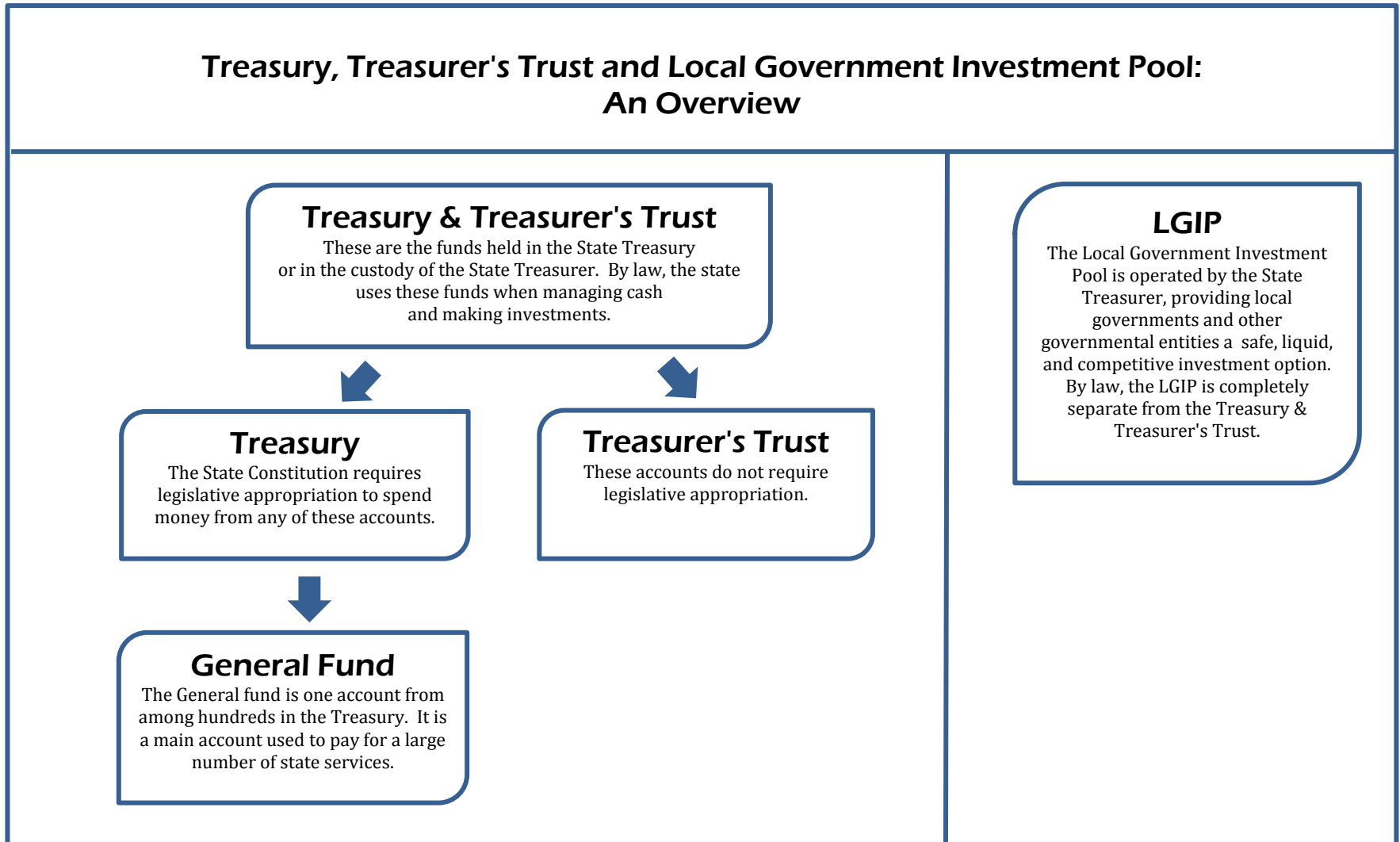
	Month of December		Fiscal Year to Date	
	2018	2017	2019	2018
Beginning Book Balance	\$ 381.669	\$ (216.831)	\$ 1,737.396	\$ 863.390
Cash Revenue	3,006.516	3,354.304	16,147.969	12,704.321
Other Cash Receipts	187.471	313.379	2,164.126	3,678.861
Total Cash Receipts	\$ 3,193.987	\$ 3,667.683	\$ 18,312.095	\$ 16,383.182
Total Cash Disbursements	\$ 3,364.936	\$ 2,926.923	\$ 19,838.771	\$ 16,722.643
Ending Book Balance	\$ 210.720	\$ 523.929	\$ 210.720	\$ 523.929
Cash Revenue				
Bond Retirement & Interest	\$ 0.000	\$ 0.000	\$ (0.181)	\$ (0.167)
Secretary of State	4.013	2.946	18.975	14.066
Department of Revenue:				
Retail Sales Tax	897.255	882.634	5,667.583	4,215.408
Business & Occupation Tax	339.006	357.016	2,194.732	1,675.613
Compensating Tax	64.843	50.561	377.659	277.462
Cigarette Tax	28.333	33.489	184.100	140.124
Public Utility Tax	18.619	27.865	170.637	140.664
Various Other Revenue	48.202	70.294	(521.878)	285.208
Insurance Commission	135.032	9.236	299.006	155.493
Liquor and Cannabis Board	26.776	2.512	66.791	31.615
Department of Licensing:				
Excise Tax – Other	0.014	0.017	0.108	0.089
Various Other Revenue	0.426	0.517	6.293	5.655
Department of Social & Health Services	6.171	5.573	36.948	43.204
Universities & Colleges	0.305	0.000	0.442	0.000
Treasurer's Transfers	3.304	0.702	(44.651)	(135.953)
Counties:				
Property Tax	197.369	746.196	1,537.683	822.251
Real Estate Excise Tax	92.170	96.881	609.085	567.186
Various Other Revenue	4.243	5.034	28.961	24.365
Federal Grants-In-Aid (All Agencies)	1,130.873	1,108.500	5,261.580	4,202.783
Revenues Distributed to Local Governments	(6.290)	(0.279)	(42.806)	(2.884)
Other Agencies' Cash Revenue	15.852	(45.390)	296.902	242.139
Total Cash Revenue	\$ 3,006.516	\$ 3,354.304	\$ 16,147.969	\$ 12,704.321

Source: Agency Financial Reporting System (AFRS).

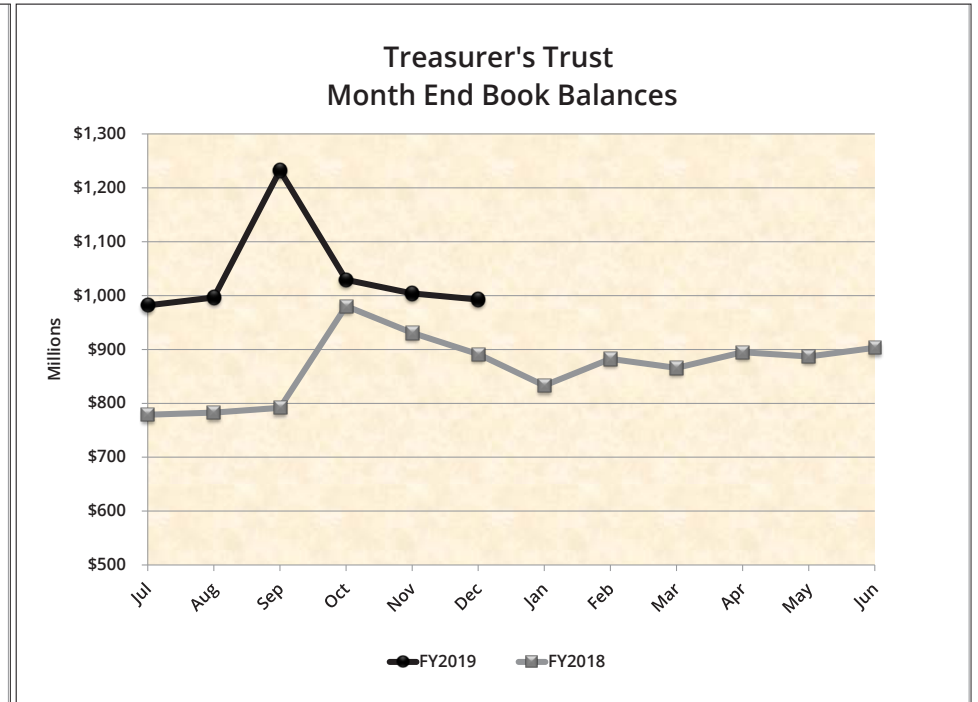
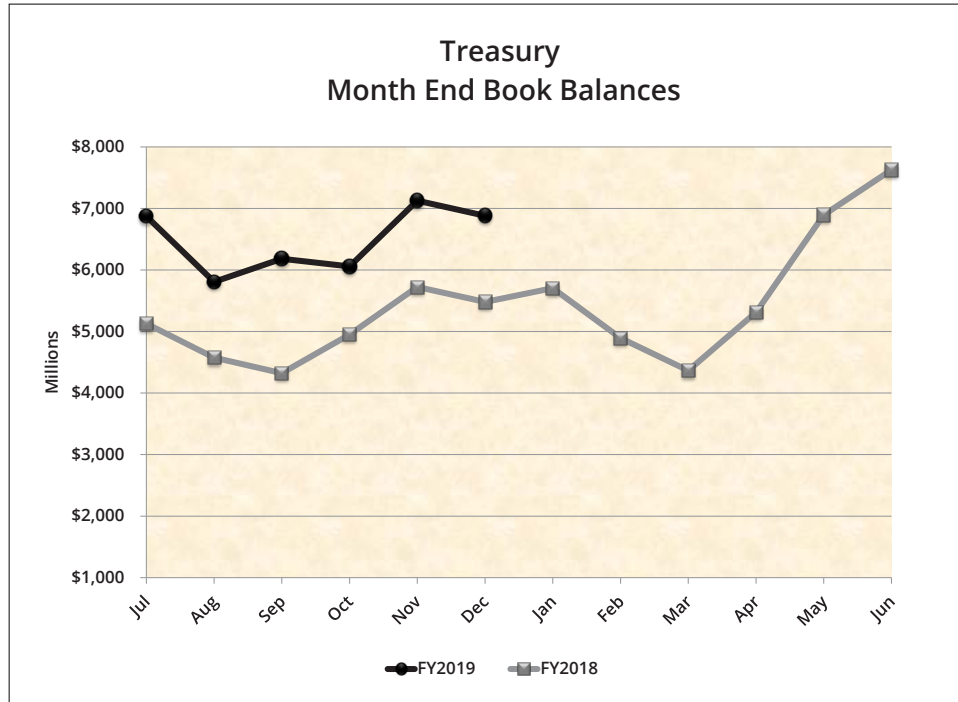
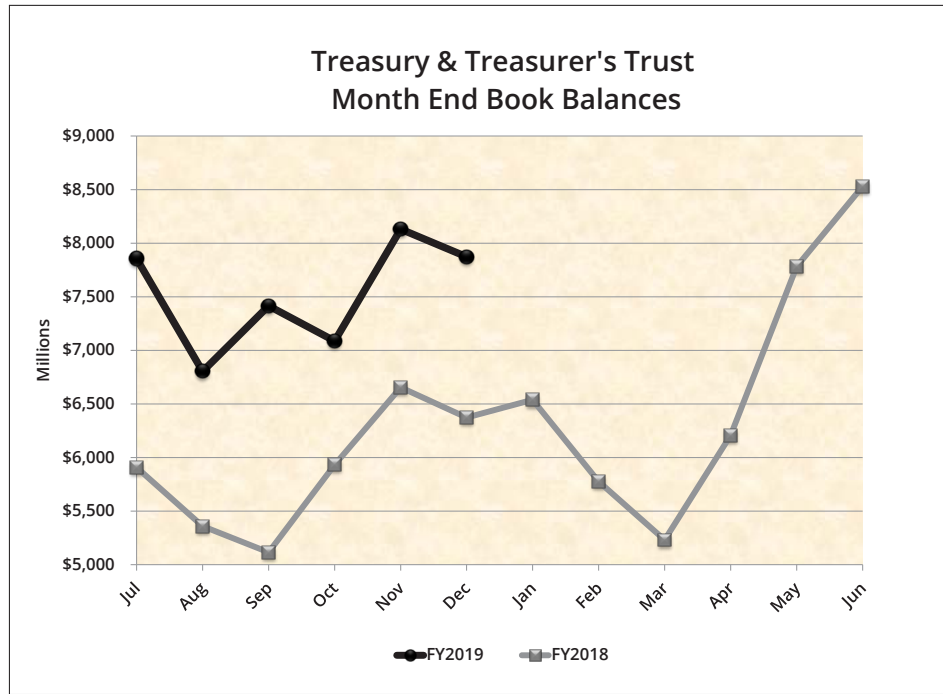
TREASURY, TREASURER'S TRUST AND LGIP FLOW CHART

The State Treasurer is charged with the cash management of public funds, which includes two categories of state funds and accounts: (1) funds and accounts located in the state treasury, which are subject to legislative appropriation; and (2) Treasurer's trust funds, which are accounts placed in the custody of the State Treasurer, and not typically subject to legislative appropriation. Funds within these accounts are comingled for investment and cash management purposes.

This flow chart describes the structure of the Treasury and Treasurer's Trust Accounts. Month end balances of these accounts are shown on pages 4 and 5.

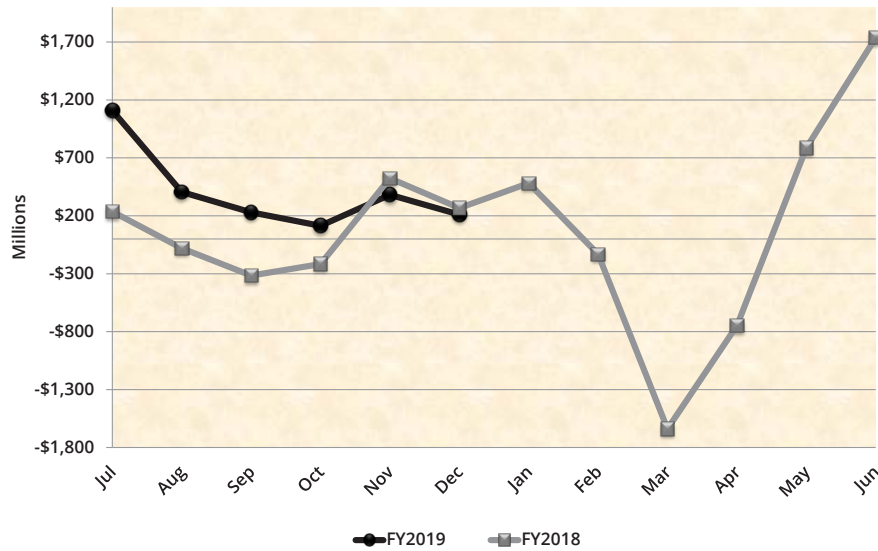


TREASURY & TREASURER'S TRUST AND TREASURY AND TREASURER'S TRUST CHART

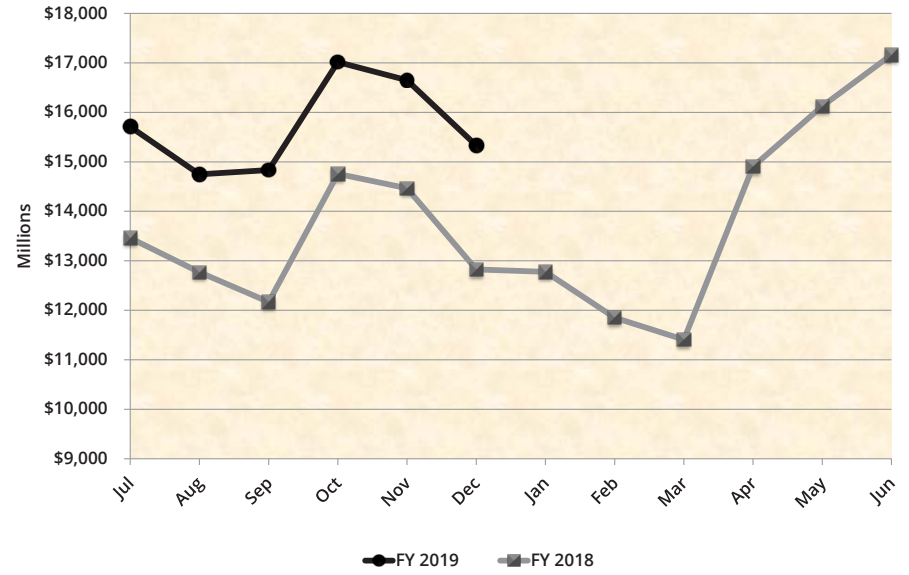


GENERAL FUND AND LOCAL GOVERNMENT INVESTMENT POOL CHARTS

General Fund Month End Book Balances

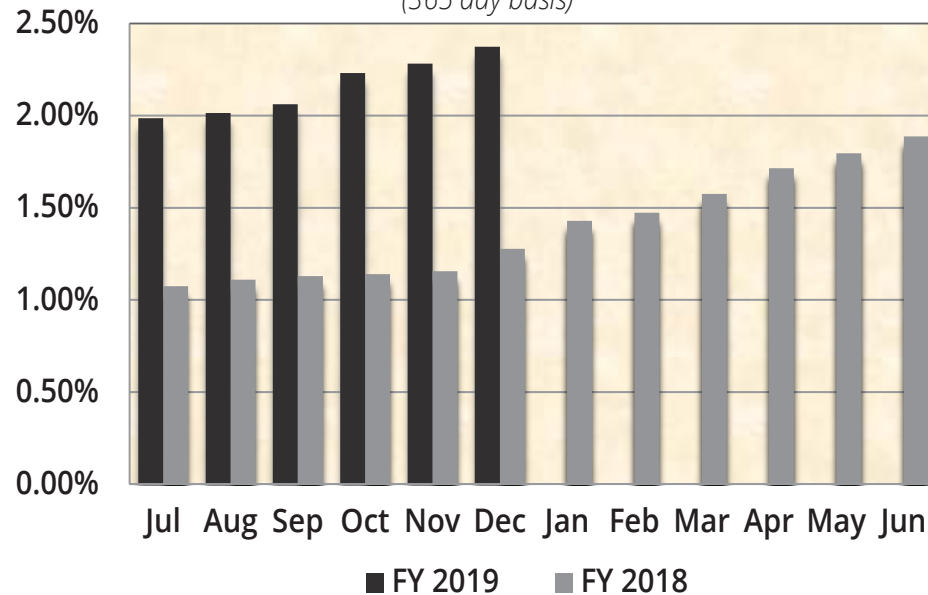


Local Government Investment Pool Month End Book Balances



LGIP Net Yield

(365 day basis)



RECEIPTS AND DISBURSEMENTS FOR TREASURY FUNDS

	December 1, 2018		December 2018		December 31, 2018		
	Beginning Book Balance		Plus Receipts	Less Disbursements	Ending Book Balance	Outstanding Warrants	Ending Cash Balance
GENERAL FUND							
001 General	\$ 381,669,450.26	\$	3,193,987,150.72	\$ 3,364,936,823.13	\$ 210,719,777.85	\$ 82,737,778.96	\$ 293,457,556.81
018 Millersylvania Park Current	5,210.50				5,210.50		5,210.50
01E Geothermal	25,028.43		(257.49)	(257.49)	25,028.43		25,028.43
01N Institutional Impact	19,144.72				19,144.72		19,144.72
02P Flood Control Assistance	3,203,012.27			117,715.94	3,085,296.33	436.06	3,085,732.39
031 State Investment Board Expense	4,995,458.81		2,106,556.92	1,788,839.65	5,313,176.08	4,125.37	5,317,301.45
032 State Emergency Water Projects Revolving	221,616.92				221,616.92		221,616.92
03A Excess Earnings							
03L County Criminal Justice Assistance	1,370,680.47		30,152.83	190,949.82	1,209,883.48	631.36	1,210,514.84
03M Municipal Criminal Justice Assistance	(591,049.65)		(851.52)	69,588.23	(661,489.40)	252.53	(661,236.87)
04L Public Health Services	6.39		0.01		6.40		6.40
051 State and Local Improvements Revolving	26,744.33				26,744.33		26,744.33
055 State & Local Improve Revolving (Waste Disp Facilities, 1980)	2,639.01				2,639.01		2,639.01
05C Criminal Justice Treatment	4,267,384.22			527,214.47	3,740,169.75		3,740,169.75
05M Tourism Development and Promotion							
070 Outdoor Recreation	(81,703.61)		1,360,373.33	1,524,809.11	(246,139.39)		(246,139.39)
072 State & Local Improve Revolving (Water Supply Facilities)	862,642.01		19,105.45		881,747.46		881,747.46
09C Farm and Forest	1,161,009.52			918.17	1,160,091.35		1,160,091.35
09G Riparian Protection							
09R Economic Development Strategic Reserve	2,734,499.00			230,174.27	2,504,324.73		2,504,324.73
10K Veterans Innovation Program	103,740.40				103,740.40		103,740.40
10P Columbia River Basin Water Supply Development	5,332,003.12		7,845.77	701,771.98	4,638,076.91		4,638,076.91
10R Energy Freedom	731,238.14		1,033.45		732,271.59		732,271.59
10T Hood Canal Aquatic Rehabilitation Bond							
11F Reinvesting in Youth	5.98				5.98		5.98
11N Heritage Barn Preservation							
11W Water Quality Capital	34,227.10				34,227.10		34,227.10
125 Site Closure	31,146,201.48		48,296.90	4,552.16	31,189,946.22		31,189,946.22
12J Boating Activities	6,593.92				6,593.92		6,593.92
12K Puget Sound Scientific Research							
12R Independent Youth Housing							
12W Veterans Conservation Corps							
14B Budget Stabilization	947,470,504.03		1,339,058.44	4,162,453.00	944,647,109.47		944,647,109.47
14C Puget Sound Recovery							
14H Community Preservation & Development Auth	8,750.00				8,750.00		8,750.00
14L Streamlined Sales & Use Tax Mitigation	7,796,422.04			2,304,670.72	5,491,751.32		5,491,751.32
15C WA Community Tech Opportunity							
15F Local Public Safety Enhancement							
15J Building Communities							

RECEIPTS AND DISBURSEMENTS FOR TREASURY FUNDS

	December 1, 2018	December 2018		December 31, 2018		
	Beginning Book Balance	Plus Receipts	Less Disbursements	Ending Book Balance	Outstanding Warrants	Ending Cash Balance
GENERAL FUND (Continued)						
15K Columbia River Water Delivery	\$ 16,173.66	\$	\$	\$ 16,173.66	\$	\$ 16,173.66
15R Evergreen Job Training
16V Water Rights Processing	73,737.33	200.00	73,937.33	73,937.33
177 Judicial Retirement Administrative
17C Opportunity Express Account	62,171.42	62,171.42	62,171.42
17E State Efficiency and Restructuring
17F Washington Opportunity Pathways	64,279,669.52	8,453,348.03	8,586,110.09	64,146,907.46	3,062.67	64,149,970.13
17K Basic Health Plan Stabilization
18H Opportunity Expansion	326.64	326.64	326.64
19K Yakima Integrated Plan Implementation
19L Charter Schools Oversight	705,984.57	108,696.72	45,101.28	769,580.01	941.00	770,521.01
19N Diesel Idle Reduction
20C Yakima Integrated Plan Implementation Taxable Bond
20F Invest in Washington
20S Behavioral Health Innovation	45,624.36	45,624.36	45,624.36
21B Chehalis Basin
21D Dairy Nutrient Infrastructure
21P Sexual Assault Prevention and Response
21R Child Welfare System Improvement	427.56	(427.56)
22C Early Learning Facilities Revolving	8,383.77	8,383.77
22D Early Learning Facilities Development	171,269.51	171,728.71	(459.20)	(459.20)
22T Statewide Tourism Marketing	1,449,127.28	2,058.68	13,366.55	1,437,819.41	1,437,819.41
244 Habitat Conservation	(15,737.02)	206,734.96	190,997.94
253 Education Construction	707,125.15	999.34	708,124.49	708,124.49
285 Growth Management Planning and Environmental Review
291 Education Savings
355 State Taxable Building Construction	117,456,172.49	(8,390.20)	7,942,786.59	109,504,995.70	313,856.35	109,818,852.05
359 School Constr & Skill Ctrs Bldg	3,076,934.27	56,529.77	3,020,404.50	3,020,404.50
488 Special Personnel Litigation Revolving
489 Pension Funding Stabilization	653,691,979.58	940,510.68	11,947,249.32	642,685,240.94	642,685,240.94
548 LEOFF System Plan 2 Expense	77,513.89	106,076.99	103,229.49	80,361.39	326.00	80,687.39
563 Columbia River Crossing Project
702 Dedicated McCleary Penalty	100,222,700.00	29,212,700.00	71,010,000.00	71,010,000.00
828 Tobacco Prevention and Control	1,371,514.23	1,953.81	2,096.00	1,371,372.04	1,371,372.04
830 Agricultural College Trust Management	\$1,354,599.63	0.08	94,178.83	1,260,420.88	103.50	1,260,524.38
TOTAL GENERAL FUND	\$ 2,337,097,504.37	\$ 3,208,889,879.62	\$ 3,434,934,681.50	\$ 2,111,052,702.49	\$ 83,061,513.80	\$ 2,194,114,216.29
SPECIAL REVENUE FUNDS						
002 Hospital Data Collection	\$ 70,864.04	\$	\$ 12,842.05	\$ 58,021.99	\$	\$ 58,021.99

RECEIPTS AND DISBURSEMENTS FOR TREASURY FUNDS

	December 1, 2018		December 2018		December 31, 2018			
	Beginning Book Balance		Plus Receipts	Less Disbursements	Ending Book Balance	Outstanding Warrants	Ending Cash Balance	
SPECIAL REVENUE FUNDS (Continued)								
003 Architects' License	\$ 1,130,520.36	\$	44,833.62	\$	41,595.47	\$ 1,133,758.51	\$ 731.50	\$ 1,134,490.01
007 Winter Recreational Program	1,430,710.07		70,126.00		22,524.91	1,478,311.16	146.00	1,478,457.16
014 Forest Development	7,742,499.44		1,972.88		(1,269,880.45)	9,014,352.77	9,957.65	9,024,310.42
01B ORV & Non-Highway Vehicle Account	2,277,636.55		350,485.45		229,937.48	2,398,184.52	4,238.92	2,402,423.44
01M Snowmobile	3,963,810.39		456,158.26		44,978.34	4,374,990.31	1,098.00	4,376,088.31
024 Professional Engineers'	1,974,833.61		131,090.38		182,279.42	1,923,644.57	1,509.20	1,925,153.77
026 Real Estate Commission	3,772,433.12		371,526.81		495,376.71	3,648,583.22	4,910.32	3,653,493.54
027 Reclamation	4,063,979.34		591,389.10		173,320.77	4,482,047.67	3,567.79	4,485,615.46
02A Surveys and Maps	1,107,125.12		69,087.84		53,373.73	1,122,839.23	699.47	1,123,538.70
02G Health Professions	14,216,365.24		4,672,571.95		5,345,953.12	13,542,984.07	102,707.53	13,645,691.60
02H Business Enterprises Revolving	1,319,769.46		40,948.01		74,516.02	1,286,201.45	11,166.88	1,297,368.33
02J Certified Public Accountants'	3,289,729.58		43,040.00		122,059.91	3,210,709.67	2,441.59	3,213,151.26
02K Death Investigations	2,954,429.71		311,482.25		340,053.45	2,925,858.51	8,971.22	2,934,829.73
02M Essential Rail Assistance	574,556.51		26,556.30		1,040.84	600,071.97	600,071.97
02N Parkland Acquisition	13,679.86		13,679.86	13,679.86
02R Aquatic Lands Enhancement	13,940,642.04		4,084.09		316,732.14	13,627,993.99	5,843.74	13,633,837.73
02W Timber Tax Distribution	1,577,823.54		160,315.55		290,141.56	1,447,997.53	32,002.34	1,479,999.87
030 Landowner Contingency Forest Fire Suppression	(564,804.73)		1,009.63		(77,695.69)	(486,099.41)	10,192.58	(475,906.83)
039 Aeronautics	1,108,740.84		429,114.59		316,853.19	1,221,002.24	28,989.19	1,249,991.43
03B Asbestos	787,135.23		37,547.50		18,298.57	806,384.16	806,384.16
03C Emergency Medical Services and Trauma Care System Trust	14,618,243.12		3,101,238.65		4,438,234.19	13,281,247.58	1,766.46	13,283,014.04
03F Enhanced 911	2,638,041.09		2,174,015.62		1,177,725.07	3,634,331.64	303.07	3,634,634.71
03N Business License	6,506,080.88		3,147,400.54		4,145,979.42	5,507,502.00	149,107.72	5,656,609.72
03P Fire Service Trust	456,986.49		(25.00)		456,961.49	456,961.49
03R Safe Drinking Water	1,522,394.05		14,647.70		220,577.87	1,316,463.88	320.24	1,316,784.12
041 Resource Management Cost	30,337,879.04		51,622.62		(283,730.77)	30,673,232.43	23,419.13	30,696,651.56
042 Charitable, Educational, Penal, and Reformatory Institutions	9,009,446.81		13,383.49		(55,814.18)	9,078,644.48	9,078,644.48
044 Waste Reduction, Recycling, and Litter Control	2,441,619.19		682,322.53		503,214.32	2,620,727.40	3,951.26	2,624,678.66
045 State Vehicle Parking	1,175,006.70		262,683.71		174,488.74	1,263,201.67	1,188.33	1,264,390.00
048 Marine Fuel Tax Refund	294,597.58		294,597.58	294,597.58
04E Uniform Commercial Code	1,759,601.67		78,557.00		104,833.58	1,733,325.09	26.34	1,733,351.43
04H Surface Mining Reclamation	681,301.77		169.43		(115,455.60)	796,926.80	796,926.80
04M Recreational Fisheries Enhancement	1,002,165.28		40,404.16		152,845.88	889,723.56	4,933.17	894,656.73
04R Drinking Water Assistance	(7,509,392.41)		16,714,428.05		14,492,956.24	(5,287,920.60)	3,944.71	(5,283,975.89)
04V Vehicle License Fraud	122,113.23		8,052.53		130,165.76	130,165.76
04W Waterworks Operator Certification	826,648.25		105,618.00		49,912.81	882,353.44	392.00	882,745.44
058 Public Works Assistance	73,597,067.40		1,676,927.93		2,909,380.37	72,364,614.96	2,125,764.03	74,490,378.99
05H Disaster Response	2,643,168.92		10,577,174.43		2,750,266.20	10,470,077.15	209,689.91	10,679,767.06
05R Drinking Water Assistance Administrative	4,239,234.09		6,004.30		14,892.70	4,230,345.69	37.75	4,230,383.44

RECEIPTS AND DISBURSEMENTS FOR TREASURY FUNDS

	December 1, 2018		December 2018		December 31, 2018		
	Beginning Book Balance		Plus Receipts	Less Disbursements	Ending Book Balance	Outstanding Warrants	Ending Cash Balance
SPECIAL REVENUE FUNDS (Continued)							
05W State Drought Preparedness	\$ 2,573,168.45	\$	156.81	\$	\$ 2,573,325.26	\$	\$ 2,573,325.26
06A Salmon Recovery	27,893.34	27,893.34	27,893.34
06G Real Estate Appraiser Commission	457,025.07		53,628.48	70,344.16	440,309.39	1,274.71	441,584.10
06K Lead Paint	121,904.93		4,425.00	2,018.14	124,311.79	124,311.79
06L Business and Professions	7,715,289.47		720,958.50	718,137.60	7,718,110.37	10,413.97	7,728,524.34
06R Real Estate Research	675,118.66		16,590.00	691,708.66	120.00	691,828.66
06T License Plate Technology	60,916.24		118,257.25	(566.17)	179,739.66	11.00	179,750.66
071 Warm Water Game Fish	751,203.75		(22,363.46)	135,945.97	592,894.32	237.68	593,132.00
07C Vessel Response	28,750.00		1,225.00	29,975.00	25.92	30,000.92
07W Domestic Violence Prevention	1,885,375.13		87,630.32	1,973,005.45	1,973,005.45
080 Grade Crossing Protective	1,282,242.98		1,812.86	36,783.23	1,247,272.61	5,198.64	1,252,471.25
081 State Patrol Highway	40,049,937.08		19,773,179.22	21,233,864.90	38,589,251.40	109,253.50	38,698,504.90
082 Motorcycle Safety Education	2,261,356.21		160,735.99	97,992.86	2,324,099.34	74.78	2,324,174.12
084 Building Code Council	238,723.39		59,633.91	60,051.93	238,305.37	670.41	238,975.78
086 Fire Service Training	2,600,415.81		185,580.70	375,095.79	2,410,900.72	4,044.86	2,414,945.58
087 Park Land Trust Revolving	1,972,806.43		82,408.03	(51,156.14)	2,106,370.60	1,284.80	2,107,655.40
08A Education Legacy Trust	1,157,022,416.65		(4,897,286.01)	(7,791,892.04)	1,159,917,022.68	727,593.21	1,160,644,615.89
08H Military Department Rental and Lease	2,239,911.44		25,928.92	14,573.73	2,251,266.63	100.00	2,251,366.63
08K Problem Gambling	740,330.47		34,701.44	85,618.69	689,413.22	20,893.75	710,306.97
08M Small City Pavement and Sidewalk	1,509,635.20		89,828.27	29,840.77	1,569,622.70	1,569,622.70
08R Waste Tire Removal	6,220,104.20		520,487.07	8,780.78	6,731,810.49	6,731,810.49
094 Transportation Infrastructure	13,307,900.60		18,810.76	2,445,684.05	10,881,027.31	10,881,027.31
095 Electrical License	13,770,219.16		1,900,524.99	2,143,699.28	13,527,044.87	12,070.24	13,539,115.11
096 Highway Infrastructure	1,772,068.65		2,146.37	16,198.60	1,758,016.42	16,198.60	1,774,215.02
097 Recreational Vehicle	3,187,708.28		27,050.64	32,260.92	3,182,498.00	6.25	3,182,504.25
099 Puget Sound Capital Construction	19,270,270.92		1,945,740.75	11,019,779.53	10,196,232.14	43,274.00	10,239,506.14
09E Freight Mobility Investment	17,797,619.84		25,193.14	49,142.44	17,773,670.54	17,773,670.54
09F High-Occupancy Toll Lanes Operations	7,425,508.04		(28,420.65)	(200,593.94)	7,597,681.33	124.01	7,597,805.34
09H Transportation Partnership	179,742,055.20		13,631,661.28	45,381,462.80	147,992,253.68	958,362.86	148,950,616.54
09P City-County Assistance	3,417,936.19		1,341,542.35	4,755,061.49	4,417.05	9.26	4,426.31
09T Washington Main Street Trust Fund	71,947.11	71,947.11	71,947.11
102 Rural Arterial Trust	19,200,157.51		1,878,221.45	2,335,290.25	18,743,088.71	18,743,088.71
104 State Wildlife	18,057,114.83		1,623,395.42	3,714,055.92	15,966,454.33	25,196.01	15,991,650.34
106 Highway Safety	10,200,585.71		10,570,163.86	10,723,779.68	10,046,969.89	134,746.21	10,181,716.10
107 Liquor Excise Tax	6,540,689.32		3,554,713.59	21,406.15	10,073,996.76	10,073,996.76
108 Motor Vehicle	224,493,860.04		140,018,910.76	138,651,078.75	225,861,692.05	7,754,321.60	233,616,013.65
109 Puget Sound Ferry Operations	22,418,637.17		17,177,351.21	22,644,349.98	16,951,638.40	330,582.81	17,282,221.21
10A Aquatic Algae Control	448,693.86		1,043.00	38,036.54	411,700.32	1.00	411,701.32
10B Home Security Fund	11,616,827.77		1,742,663.13	1,951,004.19	11,408,486.71	26,290.97	11,434,777.68

RECEIPTS AND DISBURSEMENTS FOR TREASURY FUNDS

	December 1, 2018		December 2018		December 31, 2018		
	Beginning Book Balance		Plus Receipts	Less Disbursements	Ending Book Balance	Outstanding Warrants	Ending Cash Balance
SPECIAL REVENUE FUNDS (Continued)							
10G Water Rights Tracking System	\$ 690,979.12	\$	\$ (0.25)	\$ 690,979.37	\$	\$ 690,979.37	
110 Special Wildlife	6,262,313.89	793,651.61	140,100.72	6,915,864.78	2,688.50	6,918,553.28	
111 Public Service Revolving	12,740,808.19	42,371.33	1,375,683.36	11,407,496.16	9,151.60	11,416,647.76	
113 Common School Construction	40,305,773.18	1,141,269.21	(3,544,500.06)	44,991,542.45	270.09	44,991,812.54	
116 Basic Data	9,312.00	9,312.00	9,312.00	
119 Unemployment Compensation Administration	(225,782.30)	13,352,623.02	13,806,010.62	(679,169.90)	4,270,983.19	3,591,813.29	
11B Regional Mobility Grant Program	57,270,201.36	6,337,576.86	6,122,323.74	57,485,454.48	39,195.00	57,524,649.48	
11E Freight Mobility Multimodal	20,560,160.05	29,057.49	20,589,217.54	20,589,217.54	
11H Forest and Fish Support	7,039,419.11	402,664.54	42,552.34	7,399,531.31	7,399,531.31	
11K Washington Auto Theft Prevention Authority	1,058,535.76	491,252.07	976,737.78	573,050.05	573,050.05	
120 Administrative Contingency	22,667,639.08	1,208,314.22	699,320.15	23,176,633.15	2,910.84	23,179,543.99	
12C Affordable Housing For All	3,726,184.02	376,478.28	374,953.95	3,727,708.35	8,545.14	3,736,253.49	
12M Charitable Organization Education	1,526,083.90	52,960.00	31,750.00	1,547,293.90	1,547,293.90	
12T Traumatic Brain Injury	732,926.79	95,200.65	107,335.59	720,791.85	286.90	721,078.75	
134 Employment Services Administrative	23,806,236.71	3,141,455.39	2,199,973.43	24,747,718.67	813.41	24,748,532.08	
138 Insurance Commissioner's Regulatory	26,119,790.59	66,381.08	2,553,753.71	23,632,417.96	10,778.04	23,643,196.00	
144 Transportation Improvement	15,166,975.41	8,481,225.11	12,480,562.06	11,167,638.46	15,107.72	11,182,746.18	
146 Firearms Range	1,641,598.39	29,155.68	10,106.41	1,660,647.66	1,660,647.66	
14A Wildlife Rehabilitation	660,738.99	12,780.79	17,775.97	655,743.81	655,743.81	
14G Ballast Water and Biofouling Management	56,430.00	210.00	56,220.00	56,220.00	
14M Financial Fraud & ID Theft	705,966.10	68,750.00	33,863.27	740,852.83	740,852.83	
14R Military Active State Service	186,279.07	5,019.84	181,259.23	181,259.23	
14V Ignition Interlock Device	4,671,294.93	332,968.15	124,712.16	4,879,550.92	16,700.65	4,896,251.57	
150 Low-Income Weatherization/ Structural Rehabilitation Assistance	1,765,993.14	3,793.90	388.44	1,769,398.60	1,769,398.60	
153 Rural Mobility Grant Program	6,840,744.89	2,511,639.36	1,313,655.74	8,038,728.51	8,038,728.51	
154 New Motor Vehicle Arbitration	999,042.60	144,538.75	36,512.58	1,107,068.77	6.00	1,107,074.77	
158 Aquatic Land Dredged Material Disposal Site	381,363.74	3.20	2,489.97	378,876.97	378,876.97	
159 Parks Improvement	1,593,576.39	15,246.40	11,353.65	1,597,469.14	1,336.50	1,598,805.64	
15H Cleanup Settlement	49,453,939.28	70,873.54	1,099,205.01	48,425,607.81	71.83	48,425,679.64	
15M Biotoxin	493,807.95	13,317.39	115,159.58	391,965.76	31.11	391,996.87	
160 Wood Stove Education and Enforcement	503,352.38	30,183.44	20,388.75	513,147.07	513,147.07	
162 Farm Labor Contractor	71,062.30	10,510.00	81,572.30	81,572.30	
167 Natural Resources Conservation Areas Stewardship	305,112.16	3.20	305,115.36	305,115.36	
16A Judicial Stabilization Trust	3,044,338.97	451,350.05	56,451.15	3,439,237.87	407.01	3,439,644.88	
16J SR 520 Corridor	87,586,066.01	(5,050,182.78)	(5,405,492.61)	87,941,375.84	39,639.46	87,981,015.30	
16M Appraisal Management Company	480,718.67	1,260.00	8,065.41	473,913.26	6.06	473,919.32	
16P Marine Resources Stewardship Trust	179,388.97	253.53	179,642.50	179,642.50	
16W Hospital Safety Net Assessment	55,280,929.82	55,186,240.91	6,861,541.34	103,605,629.39	103,605,629.39	
172 Basic Health Plan Trust	

RECEIPTS AND DISBURSEMENTS FOR TREASURY FUNDS

	December 1, 2018		December 2018		December 31, 2018		
	Beginning Book Balance		Plus Receipts	Less Disbursements	Ending Book Balance	Outstanding Warrants	Ending Cash Balance
SPECIAL REVENUE FUNDS (Continued)							
173 State Toxics Control	\$ 34,580,278.76	\$	7,898,000.64	\$ 7,785,204.62	\$ 34,693,074.78	\$ 46,625.59	\$ 34,739,700.37
174 Local Toxics Control	70,246,637.39		5,132,483.14	(239,394.65)	75,618,515.18	148.19	75,618,663.37
176 Water Quality Permit	14,766,118.37		623,749.74	1,554,631.62	13,835,236.49	10,970.14	13,846,206.63
17B Home Visiting Services	1,974,244.65		1,319,936.30	654,308.35	11,705.96	666,014.31
17N Complete Streets Grant Program
17P SR520 Civil Penalties	8,870,950.88		2,603.36	(195,073.66)	9,068,627.90	9,068,627.90
17T Health Benefit Exchange	16,575,632.92		4,214,409.00	(0.49)	20,790,042.41	20,790,042.41
17W Limousine Carriers	99,863.66		1,331.90	101,195.56	101,195.56
182 Underground Storage Tank	1,099,464.03		113,279.52	149,899.33	1,062,844.22	946.00	1,063,790.22
186 County Arterial Preservation	973,983.11		1,339,076.84	1,577,795.27	735,264.68	735,264.68
18J Capital Vessel Replacement	6,654,293.87		1,312,540.91	(12,126.45)	7,978,961.23	160.00	7,979,121.23
18L Hydraulic Project Approval	600.00		600.00	600.00
199 Biosolids Permit	1,476,553.45		147,870.90	82,411.60	1,542,012.75	177.82	1,542,190.57
19A Medicaid Fraud Penalty	4,219,379.41		725,575.70	1,755,298.01	3,189,657.10	176,077.50	3,365,734.60
19C Forest Practice Application	883,629.18		115.09	14,365.79	869,378.48	703.50	870,081.98
19G Environmental Legacy Stewardship	30,396,125.52		257,619.30	1,898,371.16	28,755,373.66	3,439.13	28,758,812.79
19T DOL Technology Improvement and Data Management	1,441,371.50		26,989.59	1,468,361.09	1,468,361.09
200 Regional Fisheries Enhancement Salmonid Recovery	(230,185.47)		239,914.76	99,107.96	(89,378.67)	(89,378.67)
201 Department of Licensing Services	2,985,590.52		240,792.78	221,488.87	3,004,894.43	56.79	3,004,951.22
202 Medical Test Site Licensure	(585,317.67)		4,365.00	70,023.09	(650,975.76)	1,988.46	(648,987.30)
203 Passenger Ferry	27.39		27.39	27.39
204 Volunteer Fire Fighters' and Reserve Officers' Administrative	1,700,281.26		2,431.08	33,821.41	1,668,890.93	151.19	1,669,042.12
207 Hazardous Waste Assistance	2,286,169.89		6,846.52	241,615.18	2,051,401.23	6,721.94	2,058,123.17
20B Brownfield Redevelopment Trust Fund
20H Connecting Washington	449,263,710.99		34,140,837.19	28,373,985.02	455,030,563.16	1,154,348.47	456,184,911.63
20J Electric Vehicle Charging Infrastructure	560,401.45		817.31	65,653.55	495,565.21	495,565.21
20M Puget Sound Taxpayer Accountability
20N Transportation Future Funding Program	215,985.71		305.25	216,290.96	216,290.96
20R Radioactive Mixed Waste	8,035,311.84		100,000.00	645,051.41	7,490,260.43	429.71	7,490,690.14
20T PLIA Underground Storage Tank Revolving	11,390,479.25		16,151.05	330,131.01	11,076,499.29	2,172.38	11,078,671.67
20V Economic Gardening Pilot Project
215 Special Category C	3,930,534.11		232,812.66	44,838.70	4,118,508.07	4,118,508.07
216 Air Pollution Control	29,688,934.43		28,668.73	413,102.75	29,304,500.41	8,553.07	29,313,053.48
217 Oil Spill Prevention	4,044,781.86		561,340.92	446,106.38	4,160,016.40	178.59	4,160,194.99
218 Multimodal Transportation	189,312,753.16		10,833,335.13	15,327,940.94	184,818,147.35	81,207.16	184,899,354.51
21E Concealed Pistol License Renewal	97,264.19		11,765.88	4,013.84	105,016.23	105,016.23
21H Wastewater Treatment Plant Operator Certification	96,225.50		33,990.50	130,216.00	130,216.00
21M Distracted Driving Prevention	13,454.37		114.70	13,569.07	13,569.07
21S Aquatic Invasive Species Management	186,503.72		2,146.00	78,186.54	110,463.18	2.00	110,465.18

RECEIPTS AND DISBURSEMENTS FOR TREASURY FUNDS

	December 1, 2018		December 2018		December 31, 2018		
	Beginning Book Balance		Plus Receipts	Less Disbursements	Ending Book Balance	Outstanding Warrants	Ending Cash Balance
SPECIAL REVENUE FUNDS (Continued)							
21V Construction Registration Inspection	\$ 2,874,919.18	\$	1,038,932.79	\$ 876,164.88	\$ 3,037,687.09	\$ 7,392.17	\$ 3,045,079.26
222 Freshwater Aquatic Weeds	931,503.90		12,582.00	115,486.19	828,599.71		828,599.71
223 State Oil Spill Response	7,770,890.37		149,633.86	12,302.84	7,908,221.39		7,908,221.39
22J Abandoned Recreational Vehicle Disposal	(50,528.38)		(65.25)	(50,455.24)	(138.39)		(138.39)
22M Energy Efficiency	9,529,948.83			10,780.14	9,519,168.69		9,519,168.69
22R Internet Consumer Access							
22U Secure Drug Take-Back Program							
22W Public Disclosure Transparency	83,768.00		14,665.00		98,433.00		98,433.00
234 Public Works Administration	13,733,484.07		483,895.82	388,960.20	13,828,419.69	38,890.40	13,867,310.09
235 Youth Tobacco & Vapor Product Prevention	1,662,476.74		134,513.57	55,718.21	1,741,272.10	2,979.63	1,744,251.73
237 Recreation Access Pass	898,421.37		(5,103.45)	22,132.99	871,184.93	120.00	871,304.93
260 University of Washington Operating Fees	123.54				123.54		123.54
262 Manufactured Home Installation Training	571,662.05		18,869.53	24,270.63	566,260.95	108.98	566,369.93
263 Community and Economic Development Fee	3,911,241.28		104,335.00	50,106.60	3,965,469.68	25,062.08	3,990,531.76
267 Recreation Resources	21,504,404.75		872,025.01	1,631,420.87	20,745,008.89		20,745,008.89
268 Nonhighway and Off-Road Vehicle Activities (NOVA) Program	10,293,990.17		563,482.70	291,960.99	10,565,511.88	32.76	10,565,544.64
269 Parks Renewal and Stewardship	25,356,680.46		3,726,767.13	4,676,049.45	24,407,398.14	54,610.19	24,462,008.33
271 Washington State University Operating Fees							
275 Central Washington University Operating Fees							
277 State Agency Parking	244,098.44		11,074.25	4,624.90	250,547.79	105.00	250,652.79
296 Columbia River Basin Water Supply Rev Recovery	5,076,643.22		47,418.32		5,124,061.54		5,124,061.54
315 Dedicated Marijuana Fund	124,597,818.99		32,389,709.51	3,834,044.66	153,153,483.84	139,520.40	153,293,004.24
319 Public Health Supplemental	3,133,440.25		1,005,398.86	51,843.67	4,086,995.44	1,273.16	4,088,268.60
404 State Treasurer's Service	20,002,177.68		(938,803.01)	677,442.13	18,385,932.54	1,459.73	18,387,392.27
408 Coastal Protection	1,085,232.02		11,591.20	39,758.30	1,057,064.92		1,057,064.92
441 Local Government Archives	2,309,167.04		354,735.52	321,872.08	2,342,030.48	425.90	2,342,456.38
500 Perpetual Surveillance and Maintenance	46,730,366.00		66,042.50		46,796,408.50		46,796,408.50
507 Oyster Reserve Land	484,795.51		1,549.21	2,148.66	484,196.06		484,196.06
511 Tacoma Narrows Toll Bridge	21,547,692.15		1,120,223.90	(3,868,465.99)	26,536,382.04	1,145.63	26,537,527.67
513 Derelict Vessel Removal	995,864.45		3,813.00	67,287.27	932,390.18	4,229.41	936,619.59
532 Washington Housing Trust	11,038,195.92		1,214,490.93	1,377,392.57	10,875,294.28	39,634.33	10,914,928.61
535 Alaskan Way Viaduct Replacement Project	4,547,018.86		(185,363.38)		4,361,655.48		4,361,655.48
549 Election	10,615,306.98		15,208.27	17,606.74	10,612,908.51		10,612,908.51
550 Transportation 2003	10,393,452.67		2,723,929.87	1,737,359.75	11,380,022.79	121.23	11,380,144.02
562 Skilled Nursing Facility Safety Net Trust	4,180,052.90		(81,188.84)	(1,709,073.36)	5,807,937.42	1,701.00	5,809,638.42
564 Water Pollution Control Revolving Administration	6,348,601.86		479,414.73	138,106.40	6,689,910.19	530.00	6,690,440.19
565 Yakima Integrated Plan Implementation Revenue Recovery							
566 Community Forest Trust	85,135.32		120.48		85,255.80		85,255.80
571 Multiuse Roadway Safety	353,278.49		7,639.48	31,073.95	329,844.02		329,844.02

RECEIPTS AND DISBURSEMENTS FOR TREASURY FUNDS

	December 1, 2018		December 2018		December 31, 2018		
	Beginning Book Balance		Plus Receipts	Less Disbursements	Ending Book Balance	Outstanding Warrants	Ending Cash Balance
SPECIAL REVENUE FUNDS (Continued)							
595 I-405 Express Toll Lanes Operations	\$ 43,677,605.74	\$	(149,498.94)	\$ (2,053,329.62)	\$ 45,581,436.42	\$ 724.57	\$ 45,582,160.99
600 Department of Retirement Systems Expense	12,195,286.59		3,457,256.22	3,052,231.30	12,600,311.51	3,019.27	12,603,330.78
689 Rural Washington Loan	6,733,271.77		9,803.66	445,189.12	6,297,886.31		6,297,886.31
727 Water Pollution Control Revolving	138,051,585.55		10,607,957.28	4,394,131.68	144,265,411.15		144,265,411.15
733 Capitol Campus Reserve							
777 Prostitution Prevention and Intervention	117,724.16		533.84	407.93	117,850.07		117,850.07
785 State Educational Trust Fund	7,068,064.32		46,138.34	(33.73)	7,114,236.39	688.88	7,114,925.27
818 Youth Athletic Facility	185,022.49		263.46		185,285.95		185,285.95
825 Tobacco Settlement							
844 Money-Purchase Retirement Savings Administrative							
874 OASI Revolving	206,952.61		50.31	12,305.34	194,697.58	0.36	194,697.94
887 Public Facilities Construction Loan Revolving	20,688,546.15		133,766.46	1,258,312.08	19,564,000.53		19,564,000.53
888 Deferred Compensation Administrative	790,013.29		1,243,496.64	150,958.51	1,882,551.42	253.35	1,882,804.77
893 Radiation Perpetual Maintenance	\$346,057.25		489.08		346,546.33		346,546.33
TOTAL SPECIAL REVENUE FUNDS	\$ 3,972,801,797.38	\$	477,725,438.57	\$ 420,014,181.20	\$ 4,030,513,054.75	\$ 19,186,120.16	\$ 4,049,699,174.91
DEBT SERVICE FUNDS							
303 Highway Bond Retirement	\$ 126,457,031.29	\$	36,726,801.93	\$ 29,724,217.36	\$ 133,459,615.86		\$ 133,459,615.86
304 Ferry Bond Retirement	8,364,758.25		1,178,747.59		9,543,505.84		9,543,505.84
305 Transportation Improvement Board Bond Retirement	3,706,176.02		568,360.32		4,274,536.34		4,274,536.34
347 Washington State University Bond Retirement	7,335,952.48		1,523,837.07	(68,306.63)	8,928,096.18		8,928,096.18
348 University of Washington Bond Retirement	13,114,621.29		314,458.69	759,340.43	12,669,739.55		12,669,739.55
380 Debt-Limit General Fund Bond Retirement							
381 Debt-Limit Reimbursable Bond Retirement							
382 Nondebt-Limit General Fund Bond Retirement							
383 Nondebt-Limit Reimbursable Bond Retirement							
384 Nondebt-Limit Proprietary Appropriated Bond Retirement							
385 Nondebt-Limit Proprietary Nonappropriated Bond Retirement							
386 Nondebt-Limit Revenue Bond Retirement							
389 Toll Facility Bond Retirement	\$32,084,906.85		4,699,988.75	20,933,593.51	15,851,302.09		15,851,302.09
TOTAL DEBT SERVICE FUNDS	\$ 191,063,446.18	\$	45,012,194.35	\$ 51,348,844.67	\$ 184,726,795.86	\$	\$ 184,726,795.86
CAPITAL PROJECTS FUNDS							
01L Higher Education Construction	\$	\$	\$	\$	\$	\$	\$
036 Capitol Building Construction	3,175,676.06		4,740.56	(344,947.31)	3,525,363.93		3,525,363.93
056 State Higher Education Construction	2,383.38		3.36		2,386.74		2,386.74
057 State Building Construction	214,565,619.00		(1,560,298.05)	85,462,449.15	127,542,871.80	3,549,981.85	131,092,853.65
060 Community and Technical College Capital Projects	17,917,659.31		5,358,151.11	3,400,785.41	19,875,025.01		19,875,025.01
061 Eastern Washington University Capital Projects	3,570,080.80		479,381.63	437,651.50	3,611,810.93		3,611,810.93
062 Washington State University Building	1,215,437.95		1,001,388.58	1,240,042.12	976,784.41		976,784.41

RECEIPTS AND DISBURSEMENTS FOR TREASURY FUNDS

		December 1, 2018	December 2018		December 31, 2018		
		Beginning Book Balance	Plus Receipts	Less Disbursements	Ending Book Balance	Outstanding Warrants	Ending Cash Balance
CAPITAL PROJECTS FUNDS (Continued)							
063	Central Washington University Capital Projects	\$ 5,590,400.56	\$ 354,131.27	\$ 549,449.83	\$ 5,395,082.00	\$	\$ 5,395,082.00
064	University of Washington Building	12,489,900.16	131,425.14	2,673,006.81	9,948,318.49	9,948,318.49
065	Western Washington University Capital Projects	5,360,481.66	353,242.76	347,760.82	5,365,963.60	5,365,963.60
066	The Evergreen State College Capital Projects	2,383,385.26	810,739.59	239,981.49	2,954,143.36	2,954,143.36
075	State Social and Health Services Construction	5,371.39	5,371.39	5,371.39
18B	Columbia River Basin Tax Bond Water Supply Development	1,207,412.79	1,706.43	1,209,119.22	1,209,119.22
245	Public Safety Reimbursable Bond	4.12	4.12	4.12
246	Community and Technical College Forest Reserve	3,250,183.05	15.98	3,250,199.03	3,250,199.03
289	Thurston County Capital Facilities	4,912,255.35	388,442.15	174,030.98	5,126,666.52	5,126,666.52
357	Gardner-Evans Higher Education Construction	45,698.05	45,698.05	45,698.05
364	Military Department Capital	\$1,725,597.35	1,725,597.35	1,725,597.35
TOTAL CAPITAL PROJECTS FUNDS		\$ 277,417,546.24	\$ 7,323,070.51	\$ 94,180,210.80	\$ 190,560,405.95	\$ 3,549,981.85	\$ 194,110,387.80
PERMANENT FUNDS							
04B	Natural Resources Real Property Replacement	\$ 9,477,165.48	\$ 13,393.99	\$ (50,600.00)	\$ 9,541,159.47	\$	\$ 9,541,159.47
601	Agricultural Permanent	528,495.73	224,910.47	303,585.26	303,585.26
603	Millersylvania Park Trust	5,551.61	7.85	5,559.46	5,559.46
604	Normal School Permanent	250,090.62	162,831.78	87,258.84	87,258.84
605	Permanent Common School	54,505.41	442,227.10	(11,706.40)	508,438.91	508,438.91
606	Scientific Permanent	595,022.73	350,039.08	244,983.65	244,983.65
607	State University Permanent	173,475.71	48,467.70	125,008.01	125,008.01
851	Developmental Disabilities Community Trust	\$1,525,680.94	2,156.23	1,527,837.17	1,527,837.17
TOTAL PERMANENT FUNDS		\$ 12,609,988.23	\$ 457,785.17	\$ 723,942.63	\$ 12,343,830.77	\$	\$ 12,343,830.77
ENTERPRISE FUNDS							
401	Correctional Industries	\$ 4,110,462.13	\$ 7,372,353.14	\$ 9,838,021.19	\$ 1,644,794.08	\$ 155,679.71	\$ 1,800,473.79
407	Secretary of State's Revolving	9,223,670.64	780,378.03	713,978.38	9,290,070.29	9,290,070.29
578	Lottery Administrative	545,381.37	1,201,009.00	1,138,606.55	607,783.82	3,180.00	610,963.82
608	Accident	(611,404.58)	61,522,229.58	61,790,945.61	(880,120.61)	11,376,939.39	10,496,818.78
609	Medical Aid	(299,068.56)	67,761,372.51	67,763,815.02	(301,511.07)	3,551,849.30	3,250,338.23
610	Accident Reserve	267,184.03	73,684,377.58	73,556,165.37	395,396.24	1,247,093.68	1,642,489.92
881	Supplemental Pension	368,516.83	57,309,096.97	57,440,108.90	237,504.90	1,598,583.29	1,836,088.19
883	Second Injury	\$26,320,535.95	4,144,625.42	134,897.05	30,330,264.32	49,623.05	30,379,887.37
TOTAL ENTERPRISE FUNDS		\$ 39,925,277.81	\$ 273,775,442.23	\$ 272,376,538.07	\$ 41,324,181.97	\$ 17,982,948.42	\$ 59,307,130.39
INTERNAL SERVICE FUNDS							
006	Public Records Efficiency, Preservation & Access	\$ 2,128,628.56	\$ 24,257.60	\$ 292,320.91	\$ 1,860,565.25	\$	\$ 1,860,565.25
405	Legal Services Revolving	6,943,398.66	15,383,308.47	12,363,743.01	9,962,964.12	39,798.06	10,002,762.18
410	Transportation Equipment	15,571,037.53	1,005,726.21	604,253.70	15,972,510.04	142,478.38	16,114,988.42
415	Personnel Service	2,551,508.83	78,886.96	549,434.91	2,080,960.88	795.03	2,081,755.91

RECEIPTS AND DISBURSEMENTS FOR TREASURY FUNDS

	December 1, 2018		December 2018		December 31, 2018		
	Beginning Book Balance		Plus Receipts	Less Disbursements	Ending Book Balance	Outstanding Warrants	Ending Cash Balance
INTERNAL SERVICE FUNDS (Continued)							
418 State Health Care Authority Administrative	\$ 9,284,475.65	\$ 159.79	\$ 1,387,743.60	\$ 7,896,891.84	\$ 1,188.47	\$ 7,898,080.31	
455 Higher Education Personnel Service	623,620.24	36,068.54	112,575.16	547,113.62	261.82	547,375.44	
468 OFM Central Service	1,202,842.80	22,455.00	856,093.91	369,203.89	98.40	369,302.29	
483 Auditing Services Revolving	(281,073.09)	293,580.60	535,800.69	(523,293.18)	266.86	(523,026.32)	
484 Administrative Hearings Revolving	(1,066,203.22)	1,087,545.57	1,677,654.61	(1,656,312.26)	13,082.37	(1,643,229.89)	
492 School Employees' Insurance Administrative	\$20,954,189.40	89.90	1,059,252.69	19,895,026.61	410.84	19,895,437.45	
TOTAL INTERNAL SERVICE FUNDS	\$ 57,912,425.36	\$ 17,932,078.64	\$ 19,438,873.19	\$ 56,405,630.81	\$ 198,380.23	\$ 56,604,011.04	
PENSION TRUST FUNDS							
614 Volunteer Firefighters' Relief and Pension Principal	\$ 16,740,211.08	\$ 675,860.26	\$ 1,050,516.92	\$ 16,365,554.42	\$ 79,202.27	\$ 16,444,756.69	
615 State Patrol - Plan1	938,023.49	6,634,295.98	6,654,251.66	918,067.81	69,275.56	987,343.37	
616 Judges' Retirement	908,163.05	1,317.40	28,218.49	881,261.96	881,261.96	
630 State Patrol - Plan 2	447,277.01	1,068,871.56	1,008,653.05	507,495.52	507,495.52	
631 Public Employees' Retirement System Plan 1	9,969,144.10	160,613,614.09	161,595,794.19	8,986,964.00	1,416,060.35	10,403,024.35	
632 Teachers' Retirement System Plan 1	7,565,229.70	118,419,373.50	119,094,954.78	6,889,648.42	923,268.66	7,812,917.08	
633 School Employees' Retirement System Combined Plan 2 & 3	5,542,358.96	66,303,799.03	63,811,042.99	8,035,115.00	208,460.33	8,243,575.33	
635 Public Safety Employees Retirement System Plan 2	565,202.33	7,211,511.18	7,362,009.34	414,704.17	51,943.10	466,647.27	
641 Public Employees' Retirement System Combined Plan 2 & 3	15,937,002.74	293,970,413.88	294,889,903.81	15,017,512.81	947,235.65	15,964,748.46	
642 Teachers' Retirement System Combined Plan 2 and 3	17,244,443.37	198,527,976.37	189,952,637.89	25,819,781.85	191,954.03	26,011,735.88	
722 Deferred Compensation Principal	3,531,107.62	52,505,732.36	51,838,822.06	4,198,017.92	26.47	4,198,044.39	
729 Judicial Retirement Principal	9,526.82	266,135.77	266,089.42	9,573.17	9,573.17	
819 LEOFF Plan 1 Retirement	3,091,998.71	30,736,241.23	31,200,382.64	2,627,857.30	471,936.85	3,099,794.15	
829 LEOFF Plan 2 Retirement	4,639,257.59	57,403,831.99	57,491,616.93	4,551,472.65	133,779.16	4,685,251.81	
882 Washington Judicial Retirement System	\$8,856,895.95	13,257.68	662,431.38	8,207,722.25	8,207,722.25	
TOTAL PENSION TRUST FUNDS	\$ 95,985,842.52	\$ 994,352,232.28	\$ 986,907,325.55	\$ 103,430,749.25	\$ 4,493,142.43	\$ 107,923,891.68	
AGENCY FUNDS							
01P Suspense	\$ 119,862,950.91	\$ 1,941,989,486.70	\$ 1,938,435,459.45	\$ 123,416,978.16	\$ 17,164.33	\$ 123,434,142.49	
01R Undistributed Receipts	641,145.88	951,836.68	1,592,982.56	1,592,982.56	
01T Local Leasehold Excise Tax	7,089,888.37	7,192,601.44	(102,713.07)	(102,713.07)	
034 Local Sales and Use Tax	
035 State Payroll Revolving	14,568,879.60	497,688,871.96	487,661,644.30	24,596,107.26	1,814,894.19	26,411,001.45	
768 Local Real Estate Excise Tax	
795 State Investment Board Commingled Monthly Bond	
865 State Investment Board Commingled Trust	53.23	53.23	

RECEIPTS AND DISBURSEMENTS FOR TREASURY FUNDS

	December 1, 2018	December 2018		December 31, 2018		
	Beginning Book Balance	Plus Receipts	Less Disbursements	Ending Book Balance	Outstanding Warrants	Ending Cash Balance
AGENCY FUNDS (Continued)						
877 OASI Contribution	\$	\$	\$	\$	\$	\$
TOTAL AGENCY FUNDS	\$ 142,162,864.76	\$ 2,440,630,248.57	\$ 2,433,289,758.42	\$ 149,503,354.91	\$ 1,832,058.52	\$ 151,335,413.43
TOTAL TREASURY FUNDS	\$ \$7,126,976,692.85	\$ 7,466,098,369.94	\$ 7,713,214,356.03	\$ 6,879,860,706.76	\$ 130,304,145.41	\$ 7,010,164,852.17

RECEIPTS AND DISBURSEMENTS FOR TREASURER'S TRUST FUNDS

	December 1, 2018	December 2018		December 31, 2018		
	Beginning Book Balance	Plus Receipts	Less Disbursements	Ending Book Balance	Outstanding Warrants	Ending Cash Balance
GENERAL FUND						
06N Local Tax Administration	\$	\$	\$	\$	\$	\$
07F Commercial Fisheries Buyback
08B Foster Care Endowed Scholarship Trust	15,811.90	22.34	15,834.24	15,834.24
08E Individual Development Account Program	1,978.41	2.80	1,981.21	1,981.21
08N State Financial Aid	17,461,562.43	19,130,940.77	3,777,109.69	32,815,393.51	11,831.08	32,827,224.59
08T Transportation Innovative Partnership
10V Invasive Species Council
11M Poet Laureate	115.55	115.55	115.55
11R Hospital Infection Control Grant
12L Outdoor Education and Recreation Prog	1,499,325.11	1,499,325.11	1,499,325.11
12P Geoduck Aquaculture Research	174,657.06	13,789.17	160,867.89	160,867.89
131 Fair	2,138,655.81	3,027.94	5,161.23	2,136,522.52	35.22	2,136,557.74
14N Legislative Oral History	58,650.20	58,650.20	58,650.20
14P Skeletal Human Remains Assistance	291,342.30	291,342.30	291,342.30
15B Food Animal Vet Scholarship
15N Business Assistance
16F Washington State Flag	410.96	410.96	410.96
16K Mortgage Recovery
16R Multiagency Permitting Team	94,401.11	133.42	94,534.53	94,534.53
17R Aerospace Training Student Loan	976,553.91	14,399.04	15,711.68	975,241.27	7.21	975,248.48
18C Native Education Public-Private Partnership
18F High School Completion
18G Opportunity Scholarship Match Transfer	5,782,383.72	5,782,383.72	5,782,383.72
18K 24/7 Sobriety	2,613.26	602.64	3,215.90	3,215.90
18V Science, Technology, Engineering and Math Education Lighthouse
19J Universal Communications Services	6,855,560.53	242,393.06	6,613,167.47	6,613,167.47
19V Andy Hill Cancer Research Endowment Fund Match Transfer	437,320.39	5,370.82	431,949.57	431,949.57
20L Early Start
21J Gina Grant Bull Memorial Legislative Page Scholarship	38,916.05	46.53	38,962.58	38,962.58
21K Skilled Worker Awareness Grant Program	197,039.85	6,540.51	190,499.34	190,499.34
21L Low-Income Home Rehab Revolving Loan Program
21T Suicide-Safer Homes Project	25,446.78	25,446.78	25,446.78
22A State Agency Office Relocation Pool	4,357,611.32	239,141.89	4,118,469.43	4,118,469.43
22B Highway Worker Memorial Scholarship
22S Landlord Mitigation Program	258,875.48	52,042.21	34,652.63	276,265.06	926.88	277,191.94
22V Medical Student Loan
23B Rural Jobs Program Match Transfer
23E Washington History Day	23,085.27	5,732.62	28,817.89	28,817.89
23F Open Educational Resources

RECEIPTS AND DISBURSEMENTS FOR TREASURER'S TRUST FUNDS

	December 1, 2018		December 2018		December 31, 2018		
	Beginning Book Balance		Plus Receipts	Less Disbursements	Ending Book Balance	Outstanding Warrants	Ending Cash Balance
GENERAL FUND (Continued)							
290 Savings Incentive	\$ 2,268,137.77	\$	\$ 19,161.40	\$	\$ 2,248,976.37	\$	\$ 2,248,976.37
447 Information Technology Investment Revolving	16,992,455.12	461,255.17	16,531,199.95	50.89	16,531,250.84
490 Regional Transportation Investment District
514 Agricultural Conservation Easements
534 Washington Graduate Fellowship Trust	489.80	489.80	489.80
551 Washington Youth and Families	124,634.31	124,634.31	124,634.31
552 Conservation Assistance Revolving	376,554.85	376,554.85	376,554.85
646 Higher Ed Retirement Plan Supplemental Benefit	2,000.38	1,205,403.24	1,205,403.00	2,000.62	2,000.62
653 Washington Distinguished Professorship Trust
743 College Faculty Awards Trust	186.14	186.14	186.14
747 Health Professional Loan Repayment & Scholarship Program	9,611,741.35	4,302.83	112,583.05	9,503,461.13	6,250.00	9,509,711.13
748 Higher Education Coord. Board for Innovation and Quality	126.72	(126.72)	(126.72)
781 Cross-State Trail	473.10	473.10	473.10
793 Health Insurance Pool
817 Stadium and Exhibition Center Construction
835 Four Year Student Child Care in Higher Education	74,628.04	74,628.04	74,628.04
837 Washington's Promise Scholarship	\$8.23	0.01	8.24	8.24
TOTAL GENERAL FUND	\$ 70,143,626.49	\$ 20,416,656.39	\$ 6,138,400.02	\$	\$ 84,421,882.86	\$ 19,101.28	\$ 84,440,984.14
SPECIAL REVENUE FUNDS							
01F Crime Victims' Compensation	\$ 5,694,284.79	\$ 77,825.06	\$	\$	\$ 5,772,109.85	\$	\$ 5,772,109.85
025 Pilotage	447,492.24	131,063.07	101,076.22	477,479.09	1,339.28	478,818.37
03K Industrial Insurance Premium Refund	4,418,970.11	(9,591.37)	120,233.47	4,289,145.27	4,289,145.27
04F Real Estate Education Program	635,352.44	1,414.36	45.44	636,721.36	636,721.36
06H Oral History, State Library, and Archives	(2,319.75)	131,762.20	17,809.33	111,633.12	111,633.12
06J Securities Prosecution	602,317.21	26,875.00	629,192.21	629,192.21
07A Mortgage Lending Fraud Prosecution	278,315.18	21,376.31	30,490.00	269,201.49	30,490.00	299,691.49
07B Organ and Tissue Donation Awareness	64,536.26	30,994.26	95,530.52	95,530.52
07E Contract Harvesting Revolving	8,326,994.16	15,440.54	4,309,538.23	4,032,896.47	12,311.50	4,045,207.97
07J "Helping Kids Speak"	3,493.02	2,258.66	2,454.68	3,297.00	3,297.00
07K Special License Plate Applicant Trust	12,206.00	12,206.00	12,206.00
07L Legislative International Trade	326.36	27.21	299.15	108.77	407.92
07N Produce Railcar Pool	48.88	0.07	48.95	48.95
07T Commemorative Works	3,344.53	4.73	3,349.26	3,349.26
07V Fish and Wildlife Enforcement Reward	590,276.66	7,046.24	26,368.38	570,954.52	1,435.17	572,389.69
08C Gonzaga University Alumni Association	4,679.36	2,900.33	2,650.66	4,929.03	4,929.03
08F Lighthouse Environmental Programs	10,807.98	6,517.00	5,670.00	11,654.98	11,654.98
08G Flexible Spending Administrative	2,646,697.41	34,874.44	59,842.24	2,621,729.61	2,621,729.61
08J Prescription Drug Consortium	39,272.21	39,272.21	3,675.56	42,947.77

RECEIPTS AND DISBURSEMENTS FOR TREASURER'S TRUST FUNDS

	December 1, 2018		December 2018		December 31, 2018		
	Beginning Book Balance		Plus Receipts	Less Disbursements	Ending Book Balance	Outstanding Warrants	Ending Cash Balance
SPECIAL REVENUE FUNDS (Continued)							
08L "Ski & Ride Washington"	\$ 3,007.90	\$	\$ 2,545.66	\$ 2,382.34	\$ 3,171.22	\$	\$ 3,171.22
08P State Parks Education and Enhancement	410,941.51		8,204.00	15,184.24	403,961.27	403,961.27
08V Veterans Stewardship	1,810,613.92		45,847.68	36,584.82	1,819,876.78	1,819,876.78
08W "Washington's National Park Fund"	18,381.92		16,473.36	13,463.35	21,391.93	21,391.93
098 Eastern Washington Pheasant Enhancement	237,107.41		25,030.87	65,383.02	196,755.26	196,755.26
09A We Love Our Pets	11,094.90		3,341.33	3,425.33	11,010.90	11,010.90
09B Boating Safety Education Certification	642,084.56		4,870.00	17,610.72	629,343.84	430.00	629,773.84
09J Washington Coastal Crab Pot Buoy Tag	238,425.79		14,775.00	2,926.57	250,274.22	250,274.22
09K Life Sciences Discovery	193,640.37		288.62	12,707.69	181,221.30	181,221.30
09L Nursing Resource Center	259,364.58		44,545.00	154,329.40	149,580.18	345.00	149,925.18
10F "Share the Road"	16,845.71		6,605.67	6,195.00	17,256.38	17,256.38
11A Employment Training Finance	244,846.94		18,609.25	23,000.00	240,456.19	240,456.19
11J Electronic Products Recycling	619,330.03		202,196.00	26,184.77	795,341.26	795,341.26
11P Large On-Site Sewage Systems
11V Veteran Estate Management	43,164.50		28,254.91	25,224.11	46,195.30	73.50	46,268.80
126 Agricultural Local	15,328,297.51		4,283,321.38	2,358,100.28	17,253,518.61	35,330.49	17,288,849.10
128 Grain Inspection Revolving	4,338,995.00		840,411.22	1,109,616.87	4,069,789.35	1,818.10	4,071,607.45
12E Assisted Living Facility Management	688,771.92		(388,793.12)	(4,911.09)	304,889.89	304,889.89
12F Manufactured/Mobile Home Dispute Resol	2,625,613.94		41,509.50	46,117.20	2,621,006.24	2,621,006.24
12G Rockfish Research	305,454.00		3,952.50	8,804.04	300,602.46	50.00	300,652.46
12H Uniformed Service Shared Leave Pool	844,729.28		(5,988.72)	850,718.00	850,718.00
12N Get Ready For Math & Science Schlarshp	62,972.99		5,042.62	68,015.61	68,015.61
133 Children's Trust	478,096.72		2,901.64	14,566.25	466,432.11	466,432.11
14E Washington State Heritage Center	2,865,808.81		825,915.86	456,154.53	3,235,570.14	2,655.99	3,238,226.13
14W Reduced Cigarette Ignition Propensity	575,698.19		1,315.23	981.36	576,032.06	576,032.06
15A Transitional Housing Oper & Rent	0.41		0.41	0.41
15T Broadband Mapping
15V Funeral and Cemetery	646,516.11		15,959.57	55,920.17	606,555.51	700.52	607,256.03
15W Guaranteed Asset Protection Waiver	19,000.00		19,000.00	19,000.00
163 Worker and Community Right to Know	2,441,605.08		107,383.62	132,835.98	2,416,152.72	464.95	2,416,617.67
169 Horse Racing Commission Operating	717,257.55		93,999.63	83,783.11	727,474.07	9,685.14	737,159.21
16B Landscape Architects' License	322,586.38		21,700.00	15,862.16	328,424.22	14.39	328,438.61
16E Spec Forest Products Outreach/Education	12,739.95		12,739.95	12,739.95
16G Universal Vaccine Purchase	6,010,575.58		4,111,444.63	4,605,688.32	5,516,331.89	5,516,331.89
16H Columbia River Salmon/Steelhead Endorsement	812,681.43		8,268.00	262,287.04	558,662.39	4,146.31	562,808.70
16L Accessible Communities	543,024.70		9,902.88	8,671.71	544,255.87	544,255.87
16N Disabled Veterans Assistance
16T Product Stewardship Programs	260,710.82		9,852.44	250,858.38	250,858.38
17H WA Global Health Technologies Product Development	2.06		(2.06)

RECEIPTS AND DISBURSEMENTS FOR TREASURER'S TRUST FUNDS

	December 1, 2018		December 2018		December 31, 2018		
	Beginning Book Balance		Plus Receipts	Less Disbursements	Ending Book Balance	Outstanding Warrants	Ending Cash Balance
SPECIAL REVENUE FUNDS (Continued)							
17L Foreclosure Fairness	\$ 506,900.90	\$	5,700.00	\$ 78,189.04	\$ 434,411.86	\$	\$ 434,411.86
17M Individual-Based/Portable Background Check Clearance	50,942.46		28,704.00	37,629.45	42,017.01	84.00	42,101.01
17V Volunteer Firefighters	5,604.67		2,356.67	2,611.01	5,350.33	5,350.33
180 Local Government Administrative Hearings	255,850.87	255,850.87	255,850.87
189 Clarke-McNary
18A Investing In Innovation	34,347.09	34,347.09	34,347.09
18E Educator Certification Processing	2,438,551.16		100,771.00	64,793.46	2,474,528.70	1,168.56	2,475,697.26
18M Music Matters Awareness	5,618.65		4,342.35	3,726.33	6,234.67	6,234.67
18N Damage Prevention	150,271.00		11,800.00	162,071.00	162,071.00
18R Seattle Sounders FC	7,143.28		5,070.33	4,748.34	7,465.27	7,465.27
190 Forest Fire Protection Assessment	10,806,925.95		6.39	245,885.24	10,561,047.10	9,298.20	10,570,345.30
193 State Forest Nursery Revolving	1,993,159.36		284.52	131,823.04	1,861,620.84	2,472.89	1,864,093.73
195 Energy	1,295.09		2.98	1,298.07	1,298.07
197 Statute Law Committee Publications	844,500.53		12,449.96	4,211.95	852,738.54	989.44	853,727.98
198 Access Road Revolving	8,007,897.42		1,032.60	(290,211.52)	8,299,141.54	26,050.12	8,325,191.66
19B School for the Blind	2,017,305.87		43,255.87	164,002.53	1,896,559.21	1,896,559.21
19E 4-H Program	398.00		380.34	483.00	295.34	295.34
19F Seattle Seahawks	80,169.85		32,853.49	22,996.75	90,026.59	90,026.59
19H Center for Childhood Deafness and Hearing Loss	37,922.24		21,455.78	59,378.02	59,378.02
19M Seattle University	26,824.01		375.66	27,199.67	27,199.67
19P Child Rescue	20,293.28		219.38	20,512.66	20,512.66
19R Residential Services and Support	36,502.47	(4,402.83)	40,905.30	40,905.30
19W Wolf-Livestock Conflict	316,616.63	2,750.00	313,866.63	313,866.63
205 Mobile Home Park Relocation	1,589,941.60		36,837.10	15,131.25	1,611,647.45	1,611,647.45
206 Cost of Supervision	575,112.32		140,161.08	32,508.94	682,764.46	1,636.50	684,400.96
209 Regional Fisheries Enhancement Group	1,454,662.82		29,507.16	69,860.54	1,414,309.44	1,414,309.44
20A State Flower	2,013.67		1,127.00	1,474.67	1,666.00	1,666.00
20D CPA Scholarship Transfer	225,000.00	225,000.00	225,000.00
20E WA Internet Crimes Against Children	1,500,000.00	(429,000.00)	1,929,000.00	1,929,000.00
20G Washington Farmers and Ranchers	424.67		270.67	144.67	550.67	961.34	1,512.01
20K Licensing & Enforcement System Modernization	1,199,791.67	0.02	1,199,791.65	8.01	1,199,799.66
20P Nursing Facility Quality Enhancement	2,397,680.61	2,397,680.61	2,397,680.61
20W Washington Tennis	2,613.33		252.00	2,865.33	2,865.33
210 Fire Protection Contractor License	248,574.22		301,764.43	67,364.97	482,973.68	100.00	483,073.68
213 Veterans' Emblem	34,987.94		364.00	35,351.94	35,351.94
214 Temporary Worker Housing	268,856.75		59,852.00	17,563.54	311,145.21	217.94	311,363.15
219 Air Operating Permit	752,428.88		(450.00)	63,527.55	688,451.33	103.34	688,554.67
21A Washington State Wrestling	616.00		226.33	548.33	294.00	294.00
21C Washington Sexual Assault Kit	1,744,947.50		(310.41)	81,829.38	1,662,807.71	1,662,807.71

RECEIPTS AND DISBURSEMENTS FOR TREASURER'S TRUST FUNDS

	December 1, 2018		December 2018		December 31, 2018		
	Beginning Book Balance		Plus Receipts	Less Disbursements	Ending Book Balance	Outstanding Warrants	Ending Cash Balance
SPECIAL REVENUE FUNDS (Continued)							
21F Fred Hutch	\$ 476.00	\$	476.00	\$ 504.00	\$ 448.00	\$	\$ 448.00
21G Washington State Aviation	34,490.82		2,230.67	613.79	36,107.70	36,107.70
21N NE WA Wolf-Livestock Management	57,875.21		90.73	8,157.19	49,808.75	49,808.75
21Q Forest Health Revolving	10,551,622.64		13,980.90	(176,408.70)	10,742,012.24	412,780.84	11,154,793.08
21U Veteran's In-State Service Shared Leave Pool	68,247.86		3,182.20	(3,840.40)	75,270.46	75,270.46
21W K-12 Criminal Background Check	217,732.96		41,446.00	140,376.94	118,802.02	118,802.02
225 Fingerprint Identification	3,904,964.06		880,796.21	846,960.78	3,938,799.49	835.28	3,939,634.77
22G Photovoltaic Module Recycling
22H Foster Parent Shared Leave Pool	1,609.40		(8,506.78)	10,116.18	10,116.18
22K Watershed Restoration Enhancement
22L Public Use General Aviation Airport Loan Revolving	5,000,023.29		5,000,023.29	5,000,023.29
22N Fish and Wildlife Federal Lands Revolving
22P Natural Resources Federal Lands Revolving	(100,346.07)		(198.68)	(20,629.76)	(79,914.99)	(79,914.99)
22Q Seattle Mariners
23A Student Loan Advocate
23C Department of Licensing Tuition Recovery
23D Student Achievement Council Tuition Recovery Trust
259 Coastal Crab	99,237.43		19,080.00	4,882.23	113,435.20	113,435.20
274 Adult Family Home	756,799.24		(6,487.67)	763,286.91	763,286.91
281 Impaired Driving Safety	212,309.02		124,362.00	336,671.02	336,671.02
283 Juvenile Accountability Incentive	84,913.99		120.01	85,034.00	85,034.00
294 Sea Cucumber Dive Fishery	(3,016.23)		(3,016.23)	(3,016.23)
295 Sea Urchin Dive Fishery	(8.23)		(8.23)	(8.23)
297 Pipeline Safety	3,539,204.39		753,985.22	239,461.73	4,053,727.88	363.59	4,054,091.47
298 Geologists'	418,558.65		31,185.00	22,853.78	426,889.87	181.45	427,071.32
300 Financial Services Regulation	20,159,297.64		1,609,681.54	2,817,957.51	18,951,021.67	24,724.25	18,975,745.92
320 Puget Sound Crab Pot Buoy Tag	59,598.67		2.50	2,193.26	57,407.91	57,407.91
328 Crim Justice Training Commis Firing Range Maintenance	115,439.00		115,439.00	115,439.00
416 Surplus and Donated Food Commodities Revolving	1,637,678.68		1,506,044.22	758,522.81	2,385,200.09	140,436.38	2,525,636.47
424 Anti-Trust Revolving	3,367,106.42		59.91	1,128,175.48	2,238,990.85	2,238,990.85
480 Financial Education Public-Private Partnership	36,272.75		46.88	36,225.87	36,225.87
485 Horse Racing Owners' Bonus/Breeder Awards	25,605.87		11,648.76	652.61	36,602.02	15,237.95	51,839.97
495 Toll Collection	20,545,502.79		16,159,052.56	16,739,524.23	19,965,031.12	35,384.34	20,000,415.46
496 Future Teachers Conditional Scholarship	3,578,317.08		19,377.33	29,979.42	3,567,714.99	3,567,714.99
497 Horse Racing Commission Class C Purse Fund	69,002.71		4,119.38	73,122.09	73,122.09
498 Washington State Council of Fire Fighters Benevolent	15,314.36		9,678.71	9,412.67	15,580.40	15,580.40
499 Law Enforcement Memorial	47,229.73		23,494.34	22,332.34	48,391.73	48,391.73
501 Liquor Revolving	39,889,941.55		(17,078,128.07)	16,125,458.96	6,686,354.52	149,129.86	6,835,484.38
503 Tuition Recovery	3,754,022.07		12,463.01	3,065.58	3,763,419.50	3,763,419.50

RECEIPTS AND DISBURSEMENTS FOR TREASURER'S TRUST FUNDS

	December 1, 2018	December 2018		December 31, 2018		
	Beginning Book Balance	Plus Receipts	Less Disbursements	Ending Book Balance	Outstanding Warrants	Ending Cash Balance
SPECIAL REVENUE FUNDS (Continued)						
515 DNA Data Base	\$ 416,961.63	\$ 34,071.46	\$ 12,791.75	\$ 438,241.34	\$	\$ 438,241.34
516 Fruit and Vegetable Inspection	9,027,164.79	1,130,574.04	1,595,114.52	8,562,624.31	7,717.15	8,570,341.46
536 Federal Food Service Revolving	2,318,279.82	4,720,514.10	4,655,957.03	2,382,836.89	112,214.76	2,495,051.65
553 Performance Audits of Government	5,101,150.34	3,177,363.17	1,505,179.14	6,773,334.37	6,644.55	6,779,978.92
561 Community Technical College Innovation	5,571,952.94	1,560,901.27	1,234,551.85	5,898,302.36	5,898,302.36
687 Rural Rehabilitation	172,144.27	243.29	172,387.56	172,387.56
688 Federal Local Rail Service Assistance	79,659.27	106.82	79,766.09	79,766.09
731 Child Care Facility Revolving	1,472,151.99	6,445.61	1,478,597.60	1,478,597.60
732 Nursing Home Civil Penalties	2,574,478.14	(32,796.03)	2,607,274.17	2,607,274.17
746 Hanford Area Economic Investment	12,154.05	14,219.37	26,373.42	26,373.42
749 Governor's Interagency Committee of State Employed Women	93,867.17	7,192.68	86,674.49	86,674.49
761 Basic Health Plan Subscription	250,744.09	250,744.09	250,744.09
763 Center for the Improvement of Student Learning	35,600.68	35,600.68	35,600.68
773 Commission on Higher Ed Prof Student Ex Program	51,200.00	51,200.00	51,200.00
774 University of Washington License Plate	132,337.41	23,961.01	156,298.42	156,298.42
776 Washington State University License Plate	49,380.32	53,440.98	102,821.30	102,821.30
778 Western Washington University License Plate	504.00	1,561.01	2,065.01	2,065.01
779 Eastern Washington University License Plate	70,177.07	3,500.00	73,677.07	73,677.07
780 School Zone Safety Account	1,563,113.30	35,969.38	63,203.33	1,535,879.35	8,376.03	1,544,255.38
783 Central Washington University License Plate	9,699.65	1,514.34	11,213.99	11,213.99
784 Miscellaneous Transportation Programs	(7,309,221.14)	24,963,262.46	33,813,180.39	(16,159,139.07)	1,197,119.54	(14,962,019.53)
786 The Evergreen State College License Plate	6,380.38	420.00	6,800.38	6,800.38
789 Advanced Environmental Mitigation Revolving	841,289.28	1,853.61	843,142.89	843,142.89
816 Stadium and Exhibition Center	74,320,589.83	7,420,644.81	81,741,234.64	81,741,234.64
821 Impaired Physician	294,790.28	138,010.00	154,373.80	278,426.48	278,426.48
823 Livestock Nutrient Management	39,180.88	1,150.00	40,330.88	40,330.88
833 Developmental Disabilities Endowment Trust	1,454,016.87	310,808.84	270,532.34	1,494,293.37	98,531.17	1,592,824.54
834 Capitol Furnishings Preservation Committee	80,236.64	9,384.48	70,852.16	70,852.16
878 Federal Forest Revolving	7,258.01	10.26	7,268.27	7,268.27
880 Advance Right-of-Way Revolving	16,934,468.54	382,444.18	1,938.75	17,314,973.97	299.25	17,315,273.22
884 Gambling Revolving	8,633,684.83	1,292,112.46	1,095,789.44	8,830,007.85	28,714.11	8,858,721.96
885 Plumbing Certificate	1,048,491.41	83,315.09	71,788.86	1,060,017.64	527.18	1,060,544.82
892 Pressure Systems Safety	\$706,902.41	163,009.16	180,649.61	689,261.96	283.20	689,545.16
TOTAL SPECIAL REVENUE FUNDS	\$ 352,275,589.18	\$ 61,396,901.20	\$ 97,953,429.34	\$ 315,719,061.04	\$ 2,387,665.89	\$ 318,106,726.93
CAPITAL PROJECTS FUNDS						
366 Watershed Restoration Enhancement Bond	\$ 2,482,305.82	\$	\$ 28,172.97	\$ 2,454,132.85	\$	\$ 2,454,132.85
377 Watershed Restoration Enhancement Taxable Bond
TOTAL CAPITAL PROJECTS FUNDS	\$ 2,482,305.82	\$	\$ 28,172.97	\$ 2,454,132.85	\$	\$ 2,454,132.85

RECEIPTS AND DISBURSEMENTS FOR TREASURER'S TRUST FUNDS

	December 1, 2018		December 2018		December 31, 2018		
	Beginning Book Balance		Plus Receipts	Less Disbursements	Ending Book Balance	Outstanding Warrants	Ending Cash Balance
PERMANENT FUNDS							
842 American Indian Scholarship Endowment	\$ 299,878.19	\$	5,423.94	\$ 5,314.00	\$ 299,988.13	\$	\$ 299,988.13
852 Foster Care Scholarship Endowment	\$3,728.23		5.27	3,733.50	3,733.50
TOTAL PERMANENT FUNDS	\$ 303,606.42	\$	5,429.21	\$ 5,314.00	\$ 303,721.63	\$	\$ 303,721.63
ENTERPRISE FUNDS							
22E Family and Medical Leave Enforcement	\$ 397,738.06	\$	\$	\$ 397,738.06	\$	\$ 397,738.06
22F Family and Medical Leave Insurance	61,419,902.97		120,928.73	1,665,667.65	59,875,164.05	59,875,164.05
413 Municipal Revolving	3,997,478.22		2,801,240.38	2,568,123.88	4,230,594.72	2,023.30	4,232,618.02
442 Legislative Gift Center	81,600.52		20,194.89	10,556.89	91,238.52	966.36	92,204.88
445 Self-Insured Emplr Overpymt Reimb	356,699.15		356,699.15	356,699.15
446 Industrial Insurance Rainy Day Fund
449 Certificates of Participation and Other Financing - Local	156,818.10		5,346,279.48	5,347,279.35	155,818.23	605.00	156,423.23
456 Separately Managed State Treasurer's Service	26,502.03		8,025.57	3,461.14	31,066.46	31,066.46
463 Washington College Savings Program	(497,950.82)		67,367.71	51,038.76	(481,621.87)	1,175.00	(480,446.87)
470 Imaging	91,097.31		29,170.93	34,641.62	85,626.62	85,626.62
473 School Employees Insurance Reserve
474 School Employees Flexible & Dependent Care Administration
475 School Employees Dental Benefits Administration
477 Lottery Investment
493 School Employees' Insurance
494 School Employees' Benefits Board Administration
543 Judicial Information Systems	7,699,840.46		1,706,457.21	2,597,067.99	6,809,229.68	6,539.77	6,815,769.45
544 Pollution Liability Insurance Program Trust	42,158,249.98		3,123,338.57	719,418.90	44,562,169.65	16,463.94	44,578,633.59
545 Heating Oil Pollution Liability Trust	1,094,810.77		109,250.57	49,521.69	1,154,539.65	1,154,539.65
788 Advanced College Tuition Payment Program	\$57,257,819.47		5,866,632.98	10,965,737.24	52,158,715.21	1,554,889.43	53,713,604.64
TOTAL ENTERPRISE FUNDS	\$ 174,240,606.22	\$	19,198,887.02	\$ 24,012,515.11	\$ 169,426,978.13	\$ 1,582,662.80	\$ 171,009,640.93
INTERNAL SERVICE FUNDS							
12V PEBB Medical Benefits Admin	\$	\$	\$	\$	\$	\$
411 Natural Resources Equipment	10,983,122.15		2,467.03	2,065,004.10	8,920,585.08	22,526.58	8,943,111.66
421 Education Technology Revolving	8,152,020.40		1,252,995.58	6,899,024.82	155,530.33	7,054,555.15
422 General Administration Services	28,285,462.12		16,673,500.25	25,543,370.12	19,415,592.25	110,186.25	19,525,778.50
436 OFM Labor Relations Service	2,050,335.92		6,089.77	449,555.35	1,606,870.34	1,606,870.34
438 Uniform Dental Plan Benefits Administration	5,441.73		522,759.00	528,200.73	528,200.73
439 Uniform Medical Plan Benefits Administration	4,424,315.78		5,090,373.00	8,382,618.75	1,132,070.03	1,132,070.03
444 Fish & Wildlife Equipment	807,106.83		68,173.73	65,753.06	809,527.50	809,527.50
453 Minority and Women's Business Enterprises	695,720.09		114,403.00	219,264.28	590,858.81	1,798.37	592,657.18
458 Consolidated Technology Services Revolving	9,861,093.48		14,141,819.51	11,655,939.81	12,346,973.18	25,000.00	12,371,973.18
461 Shared Information Technology System Revolving
466 Statewide Info Tech System Development Revolving	394,878.27		222,819.01	172,059.26	172,059.26

RECEIPTS AND DISBURSEMENTS FOR TREASURER'S TRUST FUNDS

	December 1, 2018		December 2018		December 31, 2018		
	Beginning Book Balance		Plus Receipts	Less Disbursements	Ending Book Balance	Outstanding Warrants	Ending Cash Balance
INTERNAL SERVICE FUNDS (Continued)							
471 State Patrol Nonappropriated Airplane Revolving	\$ 209,182.74	\$ 8,091.38	\$ 40,468.23	\$ 176,805.89	\$	\$ 176,805.89	
472 Statewide Info Tech System Maintenance & Operations Revolving	153,138.09	12,502.54	153,117.41	12,523.22	3,517.80	16,041.02	
546 Risk Management	626,267.69	1,443,212.40	1,082,825.35	986,654.74	500.00	987,154.74	
547 Liability	(29,295,153.25)	934,528.34	21,014,644.55	(49,375,269.46)	10,393,420.01	(38,981,849.45)	
721 Public Employees' and Retirees' Insurance	170,362,614.73	180,162,797.69	156,079,658.94	194,445,753.48	1,615,406.34	196,061,159.82	
730 Public Employees' and Retirees' Insurance Reserve	157,448,344.32	222,520.69	157,670,865.01	157,670,865.01	
739 Certificates of Participation and Other Financing - State	\$5,880,595.37	12,474,297.82	18,047,200.21	307,692.98	605.00	308,297.98	
TOTAL INTERNAL SERVICE FUNDS	\$ 371,044,486.46	\$ 231,877,536.15	\$ 246,275,234.75	\$ 356,646,787.86	\$ 12,328,490.68	\$ 368,975,278.54	
PRIVATE PURPOSE FUNDS							
196 Unclaimed Personal Property	\$ 16,324.81	\$ 5,038,433.12	\$ 4,331,132.56	\$ 723,625.37	\$ 2,915,531.27	\$ 3,639,156.64	
738 Department of Social and Health Services Trust	53,654.52	53,654.52	53,654.52	
799 WA Achieving a Better Life Experience Program	
TOTAL PRIVATE PURPOSE FUNDS	\$ 69,979.33	\$ 5,038,433.12	\$ 4,331,132.56	\$ 777,279.89	\$ 2,915,531.27	\$ 3,692,811.16	
PENSION TRUST FUNDS							
838 LEOFF Retirement System Benefits Improvement	\$	\$	\$	\$	\$	\$	
TOTAL PENSION TRUST FUNDS	\$0.00	\$	\$	\$0.00	\$	\$	
AGENCY FUNDS							
165 Salary Reduction	\$ 5,302,859.79	\$ 2,790,404.32	\$ 2,539,258.60	\$ 5,554,005.51	\$	\$ 5,554,005.51	
16C Real Estate/Property Tax Admin Assistance	50,975.00	99,039.46	100,494.73	49,519.73	49,519.73	
17A County Enhanced 911 Excise Tax	6,274,766.48	191,658.69	6,083,107.79	6,083,107.79	
525 Washington State Combined Fund Drive	960,272.08	588,805.27	15,218.28	1,533,859.07	11,507.05	1,545,366.12	
660 Natural Resources Deposit	18,110,507.50	28,312,962.90	18,748,420.43	27,675,049.97	71,784.57	27,746,834.54	
734 Centennial Document Preservation and Modernization	1,442,817.95	221,147.07	1,663,965.02	1,663,965.02	
737 High Occupancy Vehicle	
757 Maritime Historic Restoration and Preservation	3,527.82	27.00	3,554.82	3,554.82	
797 Local Tourism Promotion	1,231,591.67	209,835.17	1,021,756.50	1,021,756.50	
802 School Employees Salary Reduction	
TOTAL AGENCY FUNDS	\$ 33,377,318.29	\$ 32,012,386.02	\$ 21,804,885.90	\$ 43,584,818.41	\$ 83,291.62	\$ 43,668,110.03	
TOTAL TREASURER'S TRUST FUNDS	\$ \$1,003,937,518.21	\$ 369,946,229.11	\$ 400,549,084.65	\$ 973,334,662.67	\$ 19,316,743.54	\$ 992,651,406.21	

INVESTMENT STATEMENT

INVESTMENT STATEMENT

Fund / Account	December 1, 2018	Purchased	Maturities & Sales	Amortization	December 31, 2018
Treasury & Treasurer's Trust					
Investments (trade date basis)	\$ 8,211,110,088.98	\$ 2,995,832,046.60	\$ 3,205,844,314.28	\$ 1,696,401.88	\$ 8,002,794,223.18
Reverse Repurchase Agreements
Purchased Accrued Interest	728,525.78	2,157,241.37	477,288.25	2,408,478.90
Total Treasury & Treasurer's Trust	\$ 8,211,838,614.76	\$ 2,997,989,287.97	\$ 3,206,321,602.53	\$ 1,696,401.88	\$ 8,005,202,702.08
Local Government Investment Pool					
Investments (trade date basis)	\$ 16,635,423,211.32	\$ 38,634,196,254.57	\$ 39,820,120,830.01	\$ 16,699,706.61	\$ 15,466,198,342.49
Reverse Repurchase Agreements
Purchased Accrued Interest	207,852.17	281,551.68	66,418.83	422,985.02
Total Local Government Investment Pool	\$ 16,635,631,063.49	\$ 38,634,477,806.25	\$ 39,820,187,248.84	\$ 16,699,706.61	\$ 15,466,621,327.51
Separately Managed Accounts					
Investments (trade date basis)	\$ 201,469,100.03	\$ 10,313,650.70	\$ 10,008,271.75	\$ 128,472.08	\$ 201,902,951.06
Purchased Accrued Interest	19,019.30	19,019.30
Total Separately Managed Accounts	\$ 201,488,119.33	\$ 10,313,650.70	\$ 10,008,271.75	\$ 128,472.08	\$ 201,921,970.36
Total All Accounts	\$ 25,048,957,797.58	\$ 41,642,780,744.92	\$ 43,036,517,123.12	\$ 18,524,580.57	\$ 23,673,745,999.95

INVESTMENT INTEREST INCOME AND CAPITAL GAINS

INVESTMENT INTEREST INCOME AND CAPITAL GAINS CURRENT MONTH AND FISCAL YEAR TO DATE COMPARISON

Fund / Account	December 2018	December 2017	Fiscal Year 2019	Fiscal Year 2018
Treasury & Treasurer's Trust				
Cash	\$ 9,330,433.49	\$ 2,851,216.28	\$ 65,907,853.11	\$ 31,257,649.73
Custody Bank Fees	(4,755.26)	(3,660.36)	(22,392.62)	(23,663.93)
Other Bank Fees	(5,715.15)	(8,611.53)	(54,970.78)	(64,903.11)
Amortization	1,696,401.88	515,157.03	7,262,201.59	2,979,232.45
Accrued Interest	4,001,108.48	3,980,272.69	2,786,784.82	3,716,004.24
Gains and Losses	72,457.82	7,319.55	154,069.14	(860,997.62)
Total Treasury & Treasurer's Trust	\$ 15,089,931.26	\$ 7,341,693.66	\$ 76,033,545.26	\$ 37,003,321.76
Local Government Investment Pool				
Cash	\$ 14,071,054.29	\$ 7,445,190.29	\$ 79,880,522.21	\$ 37,909,346.82
Amortization	16,699,706.61	6,412,469.83	85,475,116.66	37,529,802.58
Accrued Interest	860,070.73	472,487.31	3,890,572.44	1,317,930.33
Gains and Losses	93,126.95	77,330.60	421,317.29	446,948.19
Total Local Government Investment Pool	\$ 31,723,958.58	\$ 14,407,478.03	\$ 169,667,528.60	\$ 77,204,027.92
Separately Managed Accounts				
Cash	\$ 305,378.95	\$	\$ 1,194,637.62	\$
Amortization	128,472.08	711,371.70
Accrued Interest	4,794.34	548,009.06
Gains and Losses	(2,981.65)
Total Separately Managed Accounts	\$ 438,645.37	\$	\$ 2,451,036.73	\$
Total All Accounts	\$ 47,252,535.21	\$ 21,749,171.69	\$ 248,152,110.59	\$ 114,207,349.68

DUANE A. DAVIDSON
STATE TREASURER
PO BOX 40200
OLYMPIA WA 98504-0200

