



**Washington State
Treasurer's
Monthly Report**

December 2020



MIKE PELLICCIOTTI
State Treasurer

In accordance with the Americans with Disabilities Act, this publication will be made available in alternate formats upon request to the Office of the State Treasurer, Legislative Building, 2nd Floor, Olympia, Washington 98504-0200, telephone (360) 902-9000, fax (360) 902-9037 or TTY Users Call: 7-1-1. Web Site: <http://tre.wa.gov>.

TABLE OF CONTENTS

	<i>Page</i>
State Treasurer’s Letter	1
General Fund	2
Treasury, Treasurer’s Trust and Local Government Investment Pool Flow Chart	3
Treasury & Treasurer’s Trust, Treasury and Treasurer’s Trust Charts	4
General Fund and Local Government Investment Pool Charts	5
Receipts and Disbursements for the State Treasury	6
Receipts and Disbursements for Trust Funds	17
Investment Statement	26
Investment Interest Income and Capital Gains	27



MIKE PELLICCIOTTI,
State Treasurer

State of Washington
Office of the Treasurer

Legislative Building
P.O. Box 40200
Olympia, Washington 98504-0200


(360) 902-9000 • TTY 7-1-1
Home Page <http://tre.wa.gov>



Fellow Washingtonians,

I am pleased to report on the operations of the Office of the State Treasurer for the month of December 2020. At the close of the month, the Treasury & Treasurer's Trust book balance was \$8.5 billion with investment earnings distributed for the month of \$8.2 million.

Sincerely,

DocuSigned by:

74DDAB6AC796466...

Mike Pellicciotti
Washington State Treasurer

GENERAL FUND

GENERAL FUND CURRENT MONTH AND FISCAL YEAR TO DATE COMPARISON

(In Millions)

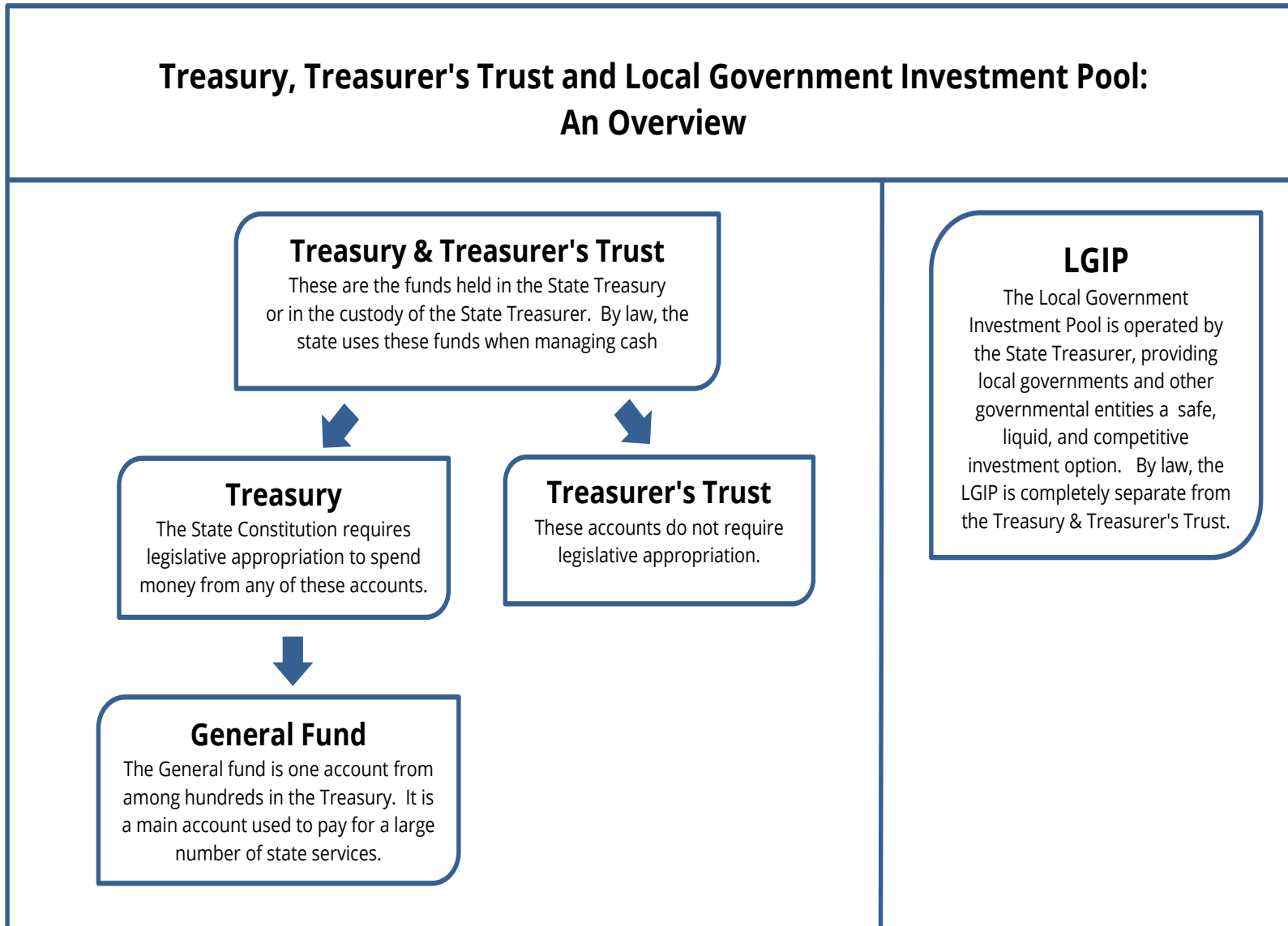
	Month of December		Fiscal Year to Date	
	2020	2019	2021	2020
Beginning Book Balance	\$ 63.111	\$ (184.335)	\$ 2,427.397	\$ 1,010.867
Cash Revenue	3,378.894	2,752.530	20,527.218	17,461.638
Other Cash Receipts	1,323.170	248.911	2,019.835	2,244.383
Total Cash Receipts	4,702.064	3,001.441	22,547.053	19,706.021
Total Cash Disbursements	4,514.539	3,377.956	24,723.814	21,277.738
Ending Book Balance	\$ 250.636	\$ (560.850)	\$ 250.636	\$ (560.850)
Cash Revenue				
Bond Retirement & Interest	\$ 0.000	\$ 0.000	\$ (0.266)	\$ (0.262)
Secretary of State	6.002	5.336	23.027	20.911
Department of Revenue:				
Retail Sales Tax	1,060.761	946.646	6,090.023	5,980.434
Business & Occupation Tax	415.864	384.529	2,399.530	2,299.634
Compensating Tax	68.875	53.418	402.602	362.263
Cigarette Tax	34.620	35.166	179.385	159.872
Public Utility Tax	21.450	19.239	173.280	169.316
Various Other Revenue	(1.559)	(0.468)	363.386	344.979
Insurance Commission	153.593	140.152	325.632	303.747
Liquor and Cannabis Board	41.749	22.195	91.934	56.449
Department of Licensing:				
Excise Tax – Other	0.013	0.017	0.092	0.114
Various Other Revenue	0.619	0.141	8.066	6.627
Department of Social & Health Services	10.654	3.869	26.047	26.945
Universities & Colleges	(0.033)	0.000	0.000	0.386
Treasurer's Transfers	(9.301)	(9.359)	(69.035)	(85.486)
Counties:				
Property Tax	307.803	188.395	2,066.789	1,536.921
Real Estate Excise Tax	220.649	166.625	888.750	720.536
Various Other Revenue	2.374	3.791	20.690	25.545
Federal Grants-In-Aid (All Agencies)	1,033.931	815.788	7,230.488	5,386.802
Revenues Distributed to Local Governments	(6.020)	(7.850)	(43.386)	(45.475)
Other Agencies' Cash Revenue	16.850	(15.100)	350.184	191.380
Total Cash Revenue	\$ 3,378.894	\$ 2,752.530	\$ 20,527.218	\$ 17,461.638

Source: Agency Financial Reporting System (AFRS).

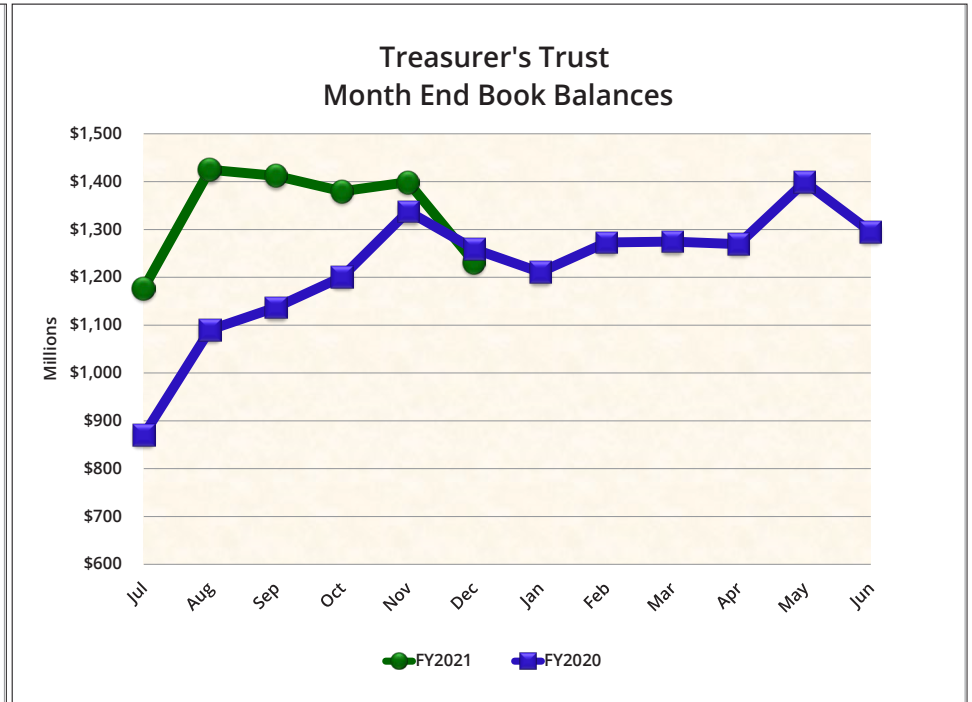
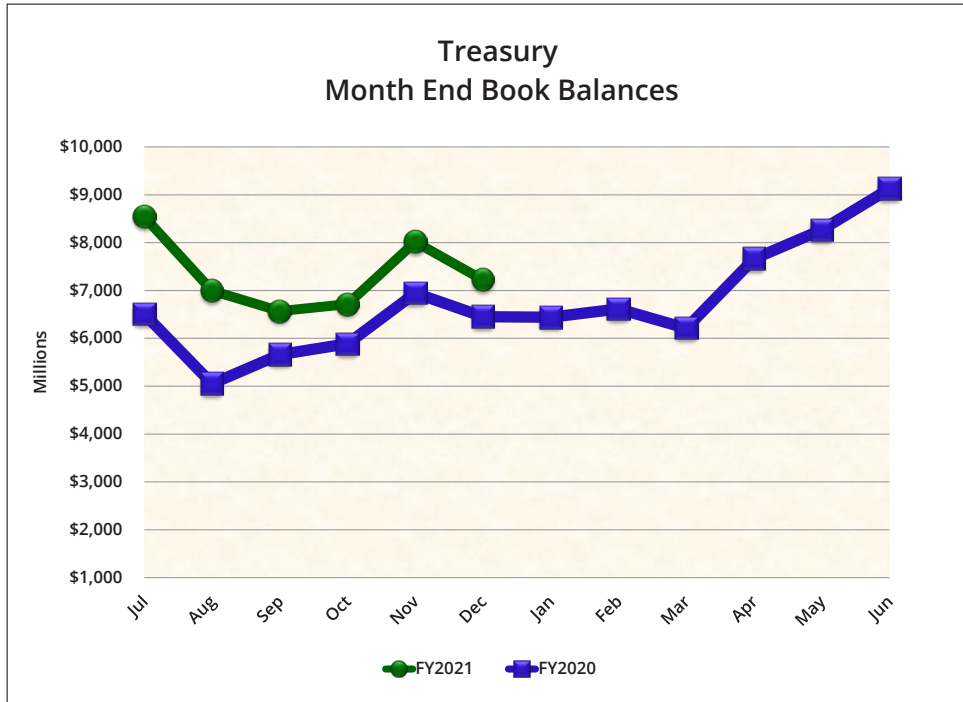
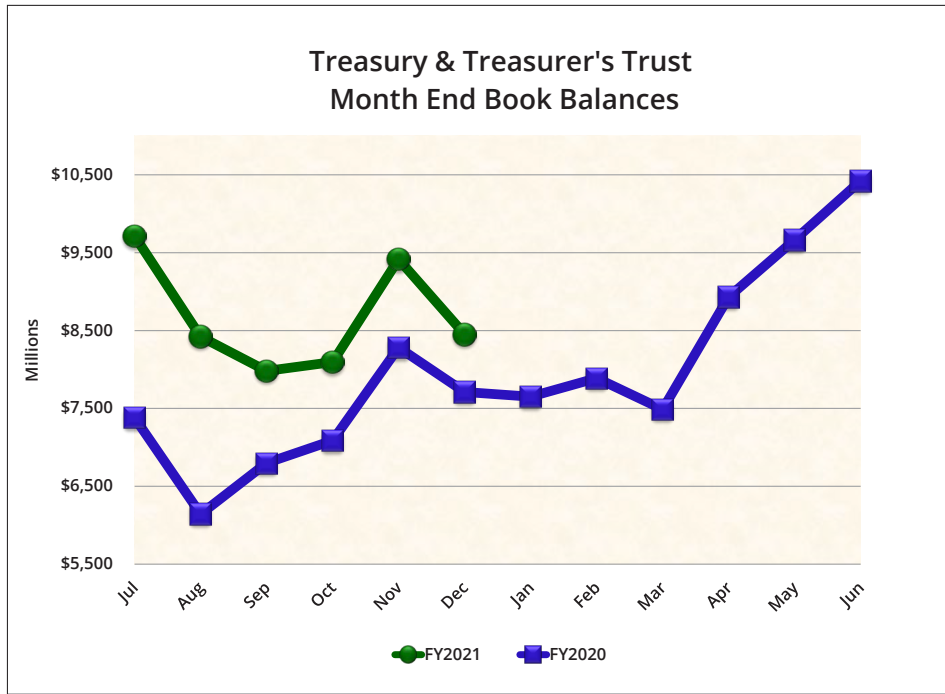
TREASURY, TREASURER'S TRUST AND LGIP FLOW CHART

The State Treasurer is charged with the cash management of public funds, which includes two categories of state funds and accounts: (1) funds and accounts located in the state treasury, which are subject to legislative appropriation; and (2) Treasurer's trust funds, which are accounts placed in the custody of the State Treasurer, and not typically subject to legislative appropriation. Funds within these accounts are comingled for investment and cash management purposes.

This flow chart describes the structure of the Treasury and Treasurer's Trust Accounts. Month end balances of these accounts are shown on pages 4 and 5.

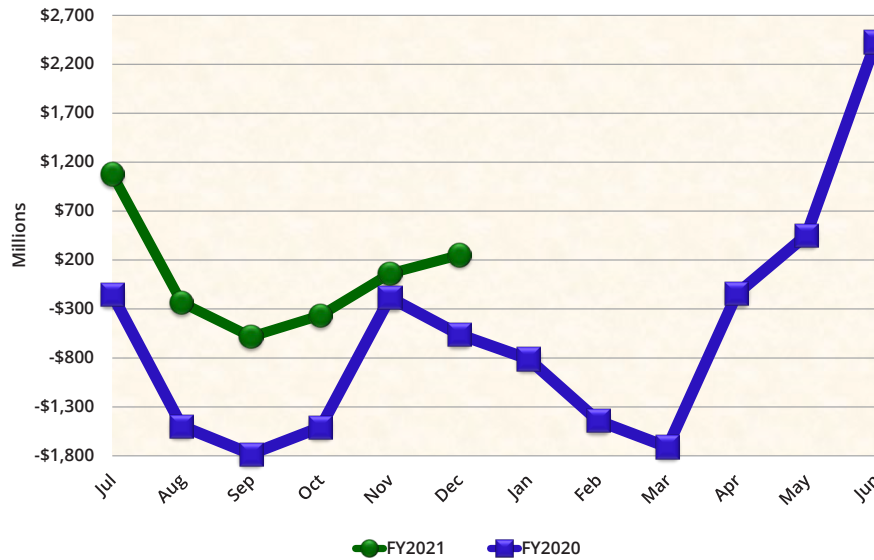


TREASURY & TREASURER'S TRUST AND TREASURY AND TREASURER'S TRUST CHART

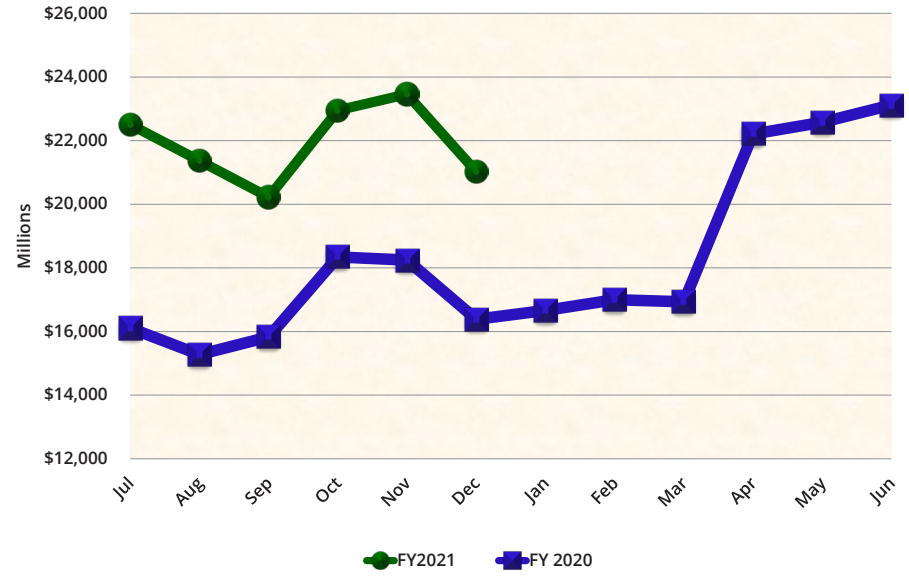


GENERAL FUND AND LOCAL GOVERNMENT INVESTMENT POOL CHARTS

General Fund Month End Book Balances

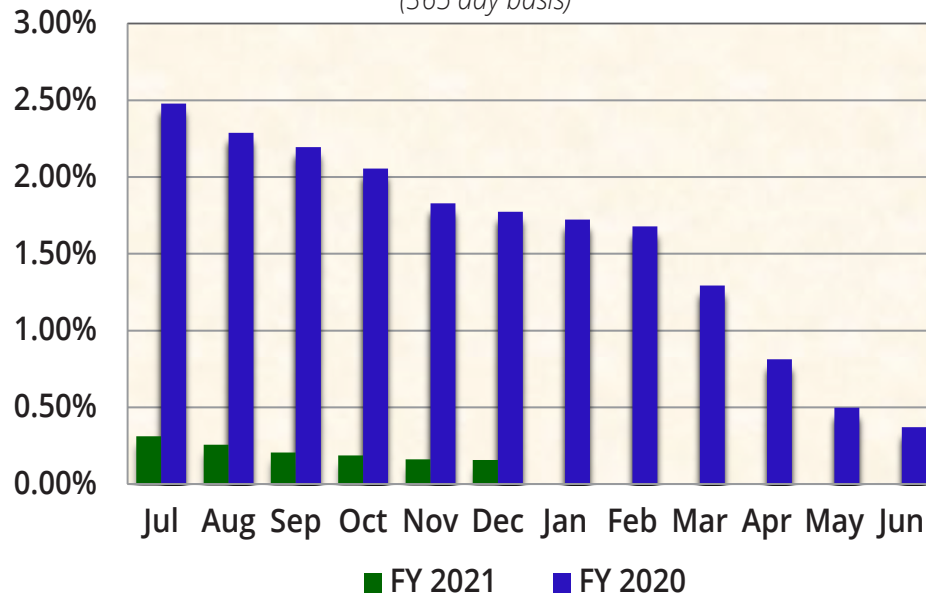


Local Government Investment Pool Month End Book Balances



LGIP Net Yield

(365 day basis)



RECEIPTS AND DISBURSEMENTS FOR TREASURY FUNDS

	December 1, 2020		December 2020		December 31, 2020		
	Beginning Book Balance		Plus Receipts	Less Disbursements	Ending Book Balance	Outstanding Warrants	Ending Cash Balance
GENERAL FUND							
001 General	\$ 63,110,600.94	\$	4,702,064,359.27	\$ 4,514,538,699.23	\$ 250,636,260.98	\$ 57,220,993.48	\$ 307,857,254.46
018 Millersylvania Park Current	5,210.50				5,210.50		5,210.50
01E Geothermal	71,100.19		(42.18)	(182.79)	71,240.80		71,240.80
01N Institutional Impact	19,144.72				19,144.72		19,144.72
02P Flood Control Assistance	2,737,652.48			69,958.97	2,667,693.51		2,667,693.51
031 State Investment Board Expense	6,159,155.39		2,409,964.48	1,787,491.53	6,781,628.34	25.00	6,781,653.34
032 State Emergency Water Projects Revolving	221,616.92				221,616.92		221,616.92
03A Excess Earnings							
03L County Criminal Justice Assistance	2,627,834.76		333,635.34	126,659.56	2,834,810.54	1,856.93	2,836,667.47
03M Municipal Criminal Justice Assistance	513,935.60		626.60	40,667.74	473,894.46	825.26	474,719.72
04L Public Health Services	6.63		0.01		6.64		6.64
051 State and Local Improvements Revolving	26,744.33				26,744.33		26,744.33
055 State & Local Improve Revolving (Waste Disp Facilities, 1980)	2,639.01				2,639.01		2,639.01
05C Criminal Justice Treatment	2,019,311.94			902,165.96	1,117,145.98		1,117,145.98
05M Tourism Development and Promotion							
070 Outdoor Recreation	700.00		702,048.03	702,748.03			
072 State & Local Improve Revolving (Water Supply Facilities)	792,037.12		9,546.09	(52,000.00)	853,583.21		853,583.21
09C Farm and Forest	303,546.29			687,771.49	(384,225.20)		(384,225.20)
09G Riparian Protection							
09R Economic Development Strategic Reserve	2,042,472.23			41,055.35	2,001,416.88		2,001,416.88
10K Veterans Innovation Program	31,236.82				31,236.82		31,236.82
10P Columbia River Basin Water Supply Development	5,671,214.69		4,299.15	213,232.04	5,462,281.80		5,462,281.80
10T Hood Canal Aquatic Rehabilitation Bond							
11F Reinvesting in Youth	5.98				5.98		5.98
11N Heritage Barn Preservation							
11W Water Quality Capital	34,227.10				34,227.10		34,227.10
125 Site Closure	34,484,438.06		75,142.53	10,316.28	34,549,264.31		34,549,264.31
12J Boating Activities							
12K Puget Sound Scientific Research							
12R Independent Youth Housing							
12W Veterans Conservation Corps							
14B Budget Stabilization	1,726,818,511.22		1,304,947.08		1,728,123,458.30		1,728,123,458.30
14C Puget Sound Recovery							
14H Community Preservation & Development Authority	1,508,750.00				1,508,750.00		1,508,750.00
14L Streamlined Sales & Use Tax Mitigation	3,185,323.04				3,185,323.04		3,185,323.04
15C WA Community Tech Opportunity							
15J Building Communities							
15K Columbia River Water Delivery	16,173.66				16,173.66		16,173.66
15R Evergreen Job Training							

RECEIPTS AND DISBURSEMENTS FOR TREASURY FUNDS

	December 1, 2020		December 2020		December 31, 2020		
	Beginning Book Balance		Plus Receipts	Less Disbursements	Ending Book Balance	Outstanding Warrants	Ending Cash Balance
GENERAL FUND (Continued)							
16V Water Rights Processing	\$ 77,087.33	\$	100.00	\$	\$ 77,187.33	\$	\$ 77,187.33
177 Judicial Retirement Administrative
17C Opportunity Express Account	62,171.42		62,171.42	62,171.42
17E State Efficiency and Restructuring
17F Washington Opportunity Pathways	83,498,941.16		15,646,948.29	12,574,548.78	86,571,340.67	86,571,340.67
17K Basic Health Plan Stabilization
18H Opportunity Expansion	326.64		326.64	326.64
19K Yakima Integrated Plan Implementation
19L Charter Schools Oversight	429,976.29		98,850.96	207,219.99	321,607.26	321,607.26
19N Diesel Idle Reduction
20C Yakima Integrated Plan Implementation Taxable Bond
20F Invest in Washington
21B Chehalis Basin
21D Dairy Nutrient Infrastructure
21P Sexual Assault Prevention and Response
21R DCYF Contracted Services Performance Improvement
22C Early Learning Facilities Revolving		1,220,403.87	1,245,604.71	(25,200.84)	25,200.84
22D Early Learning Facilities Development
22T Statewide Tourism Marketing	4,896,700.37		157,224.30	334,217.90	4,719,706.77	4,719,706.77
23H Defense Community Compatibility
23J Statewide Broadband	21,193,995.26		16,208.97	59,070.63	21,151,133.60	71.56	21,151,205.16
244 Habitat Conservation	(33,670.82)		179,455.83	153,030.66	(7,245.65)	(7,245.65)
24H Career Connected Learning
24M Climate Resiliency
24U Sustainable Farms and Fields
253 Education Construction	22,228.96		16.99	22,245.95	22,245.95
291 Education Savings
355 State Taxable Building Construction	57,985,659.53		(1,220,524.97)	5,892,902.40	50,872,232.16	37,666.01	50,909,898.17
359 School Constr & Skill Ctrs Bldg	648,653.60		129,092.80	519,560.80	519,560.80
488 Special Personnel Litigation Revolving
489 Pension Funding Stabilization	195,170,348.65		153,799.67	30,568,684.67	164,755,463.65	164,755,463.65
548 LEOFF System Plan 2 Expense	150,499.53		120,415.37	161,637.12	109,277.78	41.40	109,319.18
563 Columbia River Crossing Project
702 Dedicated McCleary Penalty
828 Tobacco Prevention and Control	1,136,725.64		869.09	12,812.00	1,124,782.73	1,124,782.73
830 Agricultural College Trust Management	\$1,723,646.05		0.08	124,336.67	1,599,309.46	681.39	1,599,990.85
TOTAL GENERAL FUND	\$ 2,219,366,879.23	\$	4,723,278,294.85	\$ 4,570,531,741.72	\$ 2,372,113,432.36	\$ 57,287,361.87	\$ 2,429,400,794.23

RECEIPTS AND DISBURSEMENTS FOR TREASURY FUNDS

	December 1, 2020		December 2020		December 31, 2020		
	Beginning Book Balance		Plus Receipts	Less Disbursements	Ending Book Balance	Outstanding Warrants	Ending Cash Balance
SPECIAL REVENUE FUNDS							
002 Hospital Data Collection	\$ 146,753.90	\$	\$ 8,560.54	\$ 138,193.36	\$	\$ 138,193.36	
003 Architects' License	859,327.77	65,562.63	86,202.00	838,688.40	838,688.40	
007 Winter Recreational Program	1,651,429.35	595,690.00	64,077.81	2,183,041.54	520.00	2,183,561.54	
014 Forest Development	16,753,595.17	2,799.26	4,965.65	16,751,428.78	10,309.90	16,761,738.68	
01B ORV & Non-Highway Vehicle Account	1,476,883.57	293,805.60	177,569.31	1,593,119.86	2,541.96	1,595,661.82	
01M Snowmobile	3,601,449.08	580,114.69	65,516.71	4,116,047.06	9,390.13	4,125,437.19	
024 Professional Engineers'	1,209,608.26	183,825.28	90,719.43	1,302,714.11	2,435.00	1,305,149.11	
025 Pilotage	(530,337.25)	522,085.78	156,017.70	(164,269.17)	(164,269.17)	
026 Real Estate Commission	1,378,468.06	443,212.00	845,763.54	975,916.52	5,631.25	981,547.77	
027 Reclamation	4,863,695.74	90,275.69	129,721.61	4,824,249.82	290.00	4,824,539.82	
02A Surveys and Maps	984,532.69	61,022.21	84,798.53	960,756.37	960,756.37	
02G Health Professions	30,994,365.28	6,011,583.26	10,062,827.46	26,943,121.08	20,635.34	26,963,756.42	
02H Business Enterprises Revolving	944,594.48	33,725.12	53,745.72	924,573.88	858.35	925,432.23	
02J Certified Public Accountants'	2,412,411.30	42,825.00	135,134.65	2,320,101.65	1,650.00	2,321,751.65	
02K Death Investigations	840,138.72	382,592.37	293,408.11	929,322.98	4,817.18	934,140.16	
02M Essential Rail Assistance	720,281.38	2,813.42	282.56	722,812.24	722,812.24	
02N Parkland Acquisition	7,568.20	23,779.35	1,617.51	29,730.04	29,730.04	
02R Aquatic Lands Enhancement	8,890,430.10	831.01	(155,551.20)	9,046,812.31	63,941.41	9,110,753.72	
02W Timber Tax Distribution	707,283.03	461,741.20	520,151.21	648,873.02	2,455.45	651,328.47	
030 Landowner Contingency Forest Fire Suppression	(2,445,626.61)	35.42	50,028.14	(2,495,619.33)	26,361.94	(2,469,257.39)	
039 Aeronautics	888,188.85	341,624.41	490,902.89	738,910.37	2,301.63	741,212.00	
03B Asbestos	1,047,802.85	23,876.41	21,681.33	1,049,997.93	1,049,997.93	
03C Emergency Medical Services and Trauma Care System Trust	11,592,675.59	858,873.21	94,225.23	12,357,323.57	869.50	12,358,193.07	
03F Enhanced 911	5,914,586.32	2,523,025.31	633,750.42	7,803,861.21	9,958.62	7,813,819.83	
03N Business License	5,910,618.47	4,339,809.14	3,930,901.82	6,319,525.79	53,436.92	6,372,962.71	
03P Fire Service Trust	558,148.37	55.00	219.09	557,984.28	5.00	557,989.28	
03R Safe Drinking Water	3,154,667.26	33,287.82	229,568.95	2,958,386.13	103.00	2,958,489.13	
041 Resource Management Cost	18,743,049.52	18,380.34	(177,638.83)	18,939,068.69	24,586.89	18,963,655.58	
042 Charitable, Educational, Penal, and Reformatory Institutions	4,680,910.09	3,933.35	342,422.16	4,342,421.28	9,643.20	4,352,064.48	
044 Waste Reduction, Recycling, and Litter Control	8,298,843.19	1,688,273.28	610,011.76	9,377,104.71	78.50	9,377,183.21	
045 State Vehicle Parking	1,018,376.40	335,977.47	509,459.26	844,894.61	399.00	845,293.61	
048 Marine Fuel Tax Refund	294,504.71	294,504.71	294,504.71	
04E Uniform Commercial Code	2,584,523.98	78,096.00	139,389.65	2,523,230.33	2,523,230.33	
04H Surface Mining Reclamation	1,744,701.52	144.92	(81,785.76)	1,826,632.20	1,826,632.20	
04M Recreational Fisheries Enhancement	1,255,088.35	12,093.38	140,280.34	1,126,901.39	182.60	1,127,083.99	
04R Drinking Water Assistance	88,723,105.65	1,038,453.32	1,506,185.32	88,255,373.65	57,029.00	88,312,402.65	
04V Vehicle License Fraud	312,049.64	15,174.28	327,223.92	327,223.92	
04W Waterworks Operator Certification	909,157.98	118,870.12	36,895.18	991,132.92	991,132.92	
058 Public Works Assistance	31,081,177.27	2,710,242.55	5,468,046.81	28,323,373.01	104,377.82	28,427,750.83	

RECEIPTS AND DISBURSEMENTS FOR TREASURY FUNDS

	December 1, 2020		December 2020		December 31, 2020		
	Beginning Book Balance		Plus Receipts	Less Disbursements	Ending Book Balance	Outstanding Warrants	Ending Cash Balance
SPECIAL REVENUE FUNDS (Continued)							
05H Disaster Response	\$ 58,848,594.70	\$	30,291,464.37	\$ (7,260,577.82)	\$ 96,400,636.89	\$ 569,449.68	\$ 96,970,086.57
05R Drinking Water Assistance Administrative	4,082,175.72		3,144.78	75,764.93	4,009,555.57	4,009,555.57
05W State Drought Preparedness and Response	2,283,676.99		2,283,676.99	2,283,676.99
06A Salmon Recovery	27,893.34		27,893.34	27,893.34
06G Real Estate Appraiser Commission	500,166.72		66,260.05	68,646.04	497,780.73	14,050.00	511,830.73
06K Lead Paint	159,605.45		3,425.00	875.39	162,155.06	162,155.06
06L Business and Professions	425,218.62		785,356.10	862,464.75	348,109.97	2,400.82	350,510.79
06R Real Estate Research	749,512.91		20,610.00	337.61	769,785.30	769,785.30
06T License Plate Technology	1,107,203.21		145,078.93	357,265.69	895,016.45	12.75	895,029.20
071 Warm Water Game Fish	1,629,709.94		12,204.76	145,517.49	1,496,397.21	195.09	1,496,592.30
07W Domestic Violence Prevention	2,035,263.39		81,988.87	57,696.11	2,059,556.15	12,765.15	2,072,321.30
080 Grade Crossing Protective	6,155.31		30.36	20,012.62	(13,826.95)	113.20	(13,713.75)
081 State Patrol Highway	10,283,831.93		35,460,672.42	21,271,262.93	24,473,241.42	490,486.99	24,963,728.41
082 Motorcycle Safety Education	2,643,737.23		217,567.71	176,944.27	2,684,360.67	2,684,360.67
084 Building Code Council	627,201.28		84,278.18	70,588.00	640,891.46	640,891.46
086 Fire Service Training	(5,553.33)		243,108.03	319,705.64	(82,150.94)	16,373.32	(65,777.62)
087 Park Land Trust Revolving	3,640,988.60		121,425.64	225,752.90	3,536,661.34	1,619.25	3,538,280.59
08A Education Legacy Trust	982,769,179.98		67,481,358.54	16,946,124.25	1,033,304,414.27	837,773.35	1,034,142,187.62
08H Military Department Rental and Lease	3,053,885.20		32,060.73	6,827.37	3,079,118.56	3,079,118.56
08K Problem Gambling	921,074.56		60,371.54	37,828.22	943,617.88	943,617.88
08M Small City Pavement and Sidewalk	540,931.07		77,263.41	618,194.48	618,194.48
08R Waste Tire Removal	5,686,349.20		335,822.94	34,726.59	5,987,445.55	5,987,445.55
094 Transportation Infrastructure	5,188,725.16		(1,121,034.34)	5,142.28	4,062,548.54	4,062,548.54
095 Electrical License	11,724,259.91		2,205,637.75	2,418,917.46	11,510,980.20	23,312.26	11,534,292.46
096 Highway Infrastructure	1,941,564.67		1,483.44	1,943,048.11	1,943,048.11
097 Recreational Vehicle	2,808,262.73		35,374.69	3,007.90	2,840,629.52	9.50	2,840,639.02
099 Puget Sound Capital Construction	10,470,345.81		9,663,156.62	9,770,926.48	10,362,575.95	8,643.37	10,371,219.32
09E Freight Mobility Investment	13,243,465.77		996,276.95	217,224.25	14,022,518.47	1,530.00	14,024,048.47
09H Transportation Partnership	(14,942,532.47)		6,690,524.13	16,228,454.21	(24,480,462.55)	144,923.19	(24,335,539.36)
09P City-County Assistance	4,409,034.00		2,092,963.93	6,494,042.63	7,955.30	7,955.30
09T Washington Main Street Trust Fund	51,638.16		51,638.16	51,638.16
102 Rural Arterial Trust	17,129,593.43		1,528,018.52	5,378,572.13	13,279,039.82	10.00	13,279,049.82
104 State Wildlife	28,178,698.70		1,865,640.18	4,127,190.07	25,917,148.81	56,195.66	25,973,344.47
106 Highway Safety	31,260,437.83		3,529,235.50	6,681,772.78	28,107,900.55	519,410.58	28,627,311.13
107 Liquor Excise Tax	5,947,984.46		6,727,547.55	26,443.53	12,649,088.48	215.25	12,649,303.73
108 Motor Vehicle	343,198,155.34		177,259,868.05	146,411,199.29	374,046,824.10	5,085,688.99	379,132,513.09
109 Puget Sound Ferry Operations	(24,052,072.58)		20,306,378.66	22,399,163.27	(26,144,857.19)	262,608.50	(25,882,248.69)
10A Aquatic Algae Control	483,919.74		1,432.00	48,608.65	436,743.09	436,743.09
10B Home Security Fund	61,168,371.11		3,158,307.34	2,987,624.96	61,339,053.49	104,198.23	61,443,251.72

RECEIPTS AND DISBURSEMENTS FOR TREASURY FUNDS

	December 1, 2020		December 2020		December 31, 2020		
	Beginning Book Balance		Plus Receipts	Less Disbursements	Ending Book Balance	Outstanding Warrants	Ending Cash Balance
SPECIAL REVENUE FUNDS (Continued)							
10G Water Rights Tracking System	\$ 814,640.65	\$	\$	\$	\$ 814,640.65	\$	\$ 814,640.65
110 Special Wildlife	7,188,527.33		83,784.48	118,120.80	7,154,191.01	4,265.81	7,158,456.82
111 Public Service Revolving	8,583,201.75		650,799.08	1,888,464.89	7,345,535.94	66,516.62	7,412,052.56
113 Common School Construction	32,708,201.96		1,281,890.09	14,124,475.11	19,865,616.94	19,865,616.94
116 Basic Data	67,503.34		(1,188.00)	68,691.34	68,691.34
119 Unemployment Compensation Administration	(459,462.92)		17,574,886.62	17,059,558.07	55,865.63	1,367,103.47	1,422,969.10
11B Regional Mobility Grant Program	52,465,784.98		6,459,531.24	4,373,459.21	54,551,857.01	682,422.00	55,234,279.01
11E Freight Mobility Multimodal	10,809,254.12		(903,741.33)	536,303.93	9,369,208.86	9,369,208.86
11H Forest and Fish Support	3,765,945.54		699,047.43	166,561.59	4,298,431.38	4,298,431.38
11K Washington Auto Theft Prevention Authority	(825,373.90)		304,517.00	1,871,213.14	(2,392,070.04)	(2,392,070.04)
120 Administrative Contingency	16,578,861.16		350,826.97	723,543.30	16,206,144.83	16,206,144.83
12C Affordable Housing For All	2,950,654.91		580,731.31	632,931.77	2,898,454.45	2,898,454.45
12M Charitable Organization Education	1,589,582.44		56,650.00	36,250.00	1,609,982.44	1,609,982.44
12T Traumatic Brain Injury	1,395,699.92		138,812.62	101,198.27	1,433,314.27	1,433,314.27
134 Employment Services Administrative	26,453,138.50		4,076,433.16	1,904,500.72	28,625,070.94	2,080.00	28,627,150.94
138 Insurance Commissioner's Regulatory	29,760,894.34		81,376.85	2,521,591.77	27,320,679.42	14,469.26	27,335,148.68
144 Transportation Improvement	8,176,517.40		7,635,332.30	8,119,954.87	7,691,894.83	7,691,894.83
146 Firearms Range	1,609,027.74		38,035.44	9,695.74	1,637,367.44	1,637,367.44
14A Wildlife Rehabilitation	666,703.65		17,368.09	9,969.42	674,102.32	674,102.32
14G Ballast Water and Biofouling Management	47,656.87			47,656.87	47,656.87
14M Financial Fraud & ID Theft	964,599.33		146,770.00	57,954.63	1,053,414.70	106.10	1,053,520.80
14R Military Active State Service	495,080.32		40,000.00	455,080.32	455,080.32
14V Ignition Interlock Device	1,407,838.91		416,685.50	656,728.29	1,167,796.12	11,392.82	1,179,188.94
150 Low-Income Weatherization/ Structural Rehabilitation Assistance	1,590,950.17		1,216.47	8,700.56	1,583,466.08	1,583,466.08
153 Rural Mobility Grant Program	6,930,073.40		4,033,735.13	1,413,838.67	9,549,969.86	9,549,969.86
154 New Motor Vehicle Arbitration	1,214,560.61		61,890.00	66,286.28	1,210,164.33	4,517.75	1,214,682.08
158 Aquatic Land Dredged Material Disposal Site	483,046.01		3.22	15,530.18	467,519.05	467,519.05
159 Parks Improvement	946,278.44		21,421.82	18,191.32	949,508.94	2,368.00	951,876.94
15H Cleanup Settlement	61,538,538.68		347,156.50	391,576.86	61,494,118.32	61,494,118.32
15M Biotoxin	468,296.86		9,754.28	95,581.80	382,469.34	3.00	382,472.34
160 Wood Stove Education and Enforcement	536,646.43		57,741.13	8,086.76	586,300.80	2,992.00	589,292.80
162 Farm Labor Contractor	128,253.23		10,010.00	138,263.23	138,263.23
167 Natural Resources Conservation Areas Stewardship	315,412.60		(5,810.07)	321,222.67	321,222.67
16A Judicial Stabilization Trust	1,248,962.00		350,314.77	46,132.47	1,553,144.30	5,325.00	1,558,469.30
16J SR 520 Corridor	70,871,098.32		(5,376,179.13)	(1,639,246.43)	67,134,165.62	21,687.44	67,155,853.06
16M Appraisal Management Company	196,781.11		11,550.00	13,310.59	195,020.52	2,625.00	197,645.52
16P Marine Resources Stewardship Trust	24,679.70		18.86	24,698.56	24,698.56
16W Hospital Safety Net Assessment	92,833,892.36		57,727,107.66	41,623,162.43	108,937,837.59	108,937,837.59
172 Basic Health Plan Trust	5,847,699.00	5,847,699.00	5,847,699.00

RECEIPTS AND DISBURSEMENTS FOR TREASURY FUNDS

	December 1, 2020		December 2020		December 31, 2020		
	Beginning Book Balance		Plus Receipts	Less Disbursements	Ending Book Balance	Outstanding Warrants	Ending Cash Balance
SPECIAL REVENUE FUNDS (Continued)							
176 Water Quality Permit	\$ 19,834,121.09	\$	1,342,739.63	\$ 1,828,634.83	\$ 19,348,225.89	\$ 3,004.26	\$ 19,351,230.15
17B Home Visiting Services	10,764,849.31		920,082.74	3,202,385.56	8,482,546.49	11,876.30	8,494,422.79
17N Complete Streets Grant Program	57,464.00				57,464.00		57,464.00
17P SR520 Civil Penalties	13,788,377.33		(536.20)	(210,604.60)	13,998,445.73		13,998,445.73
17T Health Benefit Exchange	32,899,682.45		6,337,176.00	14,096,901.23	25,139,957.22		25,139,957.22
17W Limousine Carriers	127,331.06		50.00		127,381.06		127,381.06
182 Underground Storage Tank	801,749.02		176,291.06	156,770.55	821,269.53		821,269.53
186 County Arterial Preservation	436,774.23		1,872,724.97	1,159,311.36	1,150,187.84	115.00	1,150,302.84
18J Capital Vessel Replacement	24,703,451.40		(12,640,911.60)	35,237.09	12,027,302.71	230.00	12,027,532.71
18L Hydraulic Project Approval							
199 Biosolids Permit	933,606.64			90,743.41	842,863.23	5,656.19	848,519.42
19A Medicaid Fraud Penalty	781,334.12		248,427.74	574.91	1,029,186.95	1,212.86	1,030,399.81
19C Forest Practice Application	98,235.28		61.19	8,743.25	89,553.22	775.00	90,328.22
19T DOL Technology Improvement and Data Management	976,773.35		16,098.44	83,326.06	909,545.73		909,545.73
19V Andy Hill Cancer Research Endowment Fund	5,401,456.96		909,595.93	971.99	6,310,080.90		6,310,080.90
200 Regional Fisheries Enhancement Salmonid Recovery	(58,750.37)		47,585.97	119,834.67	(130,999.07)		(130,999.07)
201 Department of Licensing Services	4,079,631.55		293,222.85	596,698.99	3,776,155.41	25.00	3,776,180.41
202 Medical Test Site Licensure	(584,346.96)		31,478.00	133,618.52	(686,487.48)		(686,487.48)
204 Volunteer Fire Fighters' and Reserve Officers' Administrative	1,621,095.95		1,253.36	34,181.58	1,588,167.73		1,588,167.73
207 Hazardous Waste Assistance	3,606,499.09		53,073.50	174,332.03	3,485,240.56	1,121.06	3,486,361.62
20B Brownfield Redevelopment Trust Fund							
20H Connecting Washington	242,161,688.16		20,549,747.21	88,973,135.61	173,738,299.76	5,996,654.09	179,734,953.85
20J Electric Vehicle	7,459,604.12		1,375,771.46	5,852.33	8,829,523.25	300.00	8,829,823.25
20M Puget Sound Taxpayer Accountability	3,030,173.89		744,354.64	1,225,886.09	2,548,642.44		2,548,642.44
20N Transportation Future Funding Program	5,631,467.76		4,302.70		5,635,770.46		5,635,770.46
20R Radioactive Mixed Waste	2,196,540.88		811,379.00	862,144.00	2,145,775.88		2,145,775.88
20T PLIA Underground Storage Tank Revolving	20,784,511.96		21,920.86	351,621.52	20,454,811.30		20,454,811.30
215 Special Category C	(4,395,595.00)		41,539.19	1,365,137.96	(5,719,193.77)	738.00	(5,718,455.77)
216 Air Pollution Control	21,056,307.19		83,225.56	280,913.85	20,858,618.90	286.12	20,858,905.02
217 Oil Spill Prevention	4,719,217.22		1,051,207.90	314,096.58	5,456,328.54	188.00	5,456,516.54
218 Multimodal Transportation	304,617,444.04		41,801,337.46	15,594,211.22	330,824,570.28	1,489,014.28	332,313,584.56
21E Concealed Pistol License Renewal	247,481.20		14,791.56	2,228.50	260,044.26		260,044.26
21H Wastewater Treatment Plant Operator Certification	375,961.56		79,399.00	(294.00)	455,654.56	25.00	455,679.56
21M Distracted Driving Prevention	22,087.25		34,561.52		56,648.77		56,648.77
21S Aquatic Invasive Species Management	335,270.83		3,344.00	40,385.37	298,229.46	125.45	298,354.91
21V Construction Registration Inspection	2,639,543.74		1,125,020.91	1,053,360.38	2,711,204.27	2,997.16	2,714,201.43
222 Freshwater Aquatic Weeds	1,020,794.64		16,515.00	92,517.06	944,792.58	103.00	944,895.58
223 State Oil Spill Response	2,827,368.92		265,291.42	2,840.51	3,089,819.83		3,089,819.83
22J Abandoned Recreational Vehicle Disposal	1,306,554.64		69,571.04	89,193.29	1,286,932.39	4,030.00	1,290,962.39

RECEIPTS AND DISBURSEMENTS FOR TREASURY FUNDS

	December 1, 2020		December 2020		December 31, 2020		
	Beginning Book Balance		Plus Receipts	Less Disbursements	Ending Book Balance	Outstanding Warrants	Ending Cash Balance
SPECIAL REVENUE FUNDS (Continued)							
22M Energy Efficiency	\$ 9,794,317.69	\$	\$ 7,984.37	\$ 9,786,333.32	\$	\$ 9,786,333.32	
22R Internet Consumer Access	
22U Secure Drug Take-Back Program	929,452.91	28,465.39	900,987.52	900,987.52	
22W Public Disclosure Transparency	1,459,631.77	33,165.00	1,483,670.80	50.00	1,483,720.80	
234 Public Works Administration	9,548,438.10	386,618.81	9,649,608.14	13,176.01	9,662,784.15	
235 Youth Tobacco & Vapor Product Prevention	674,705.10	154,532.51	1,612,277.56	7,843.83	1,620,121.39	
237 Recreation Access Pass	1,355,839.69	272,135.82	1,627,555.51	660.00	1,628,215.51	
23G Vulnerable Roadway User Education	3,748.98	433.48	4,182.46	4,182.46	
23N Model Toxics Control Capital	104,039,050.22	11,030,319.16	113,374,366.92	45,346.82	113,419,713.74	
23P Model Toxics Control Operating	55,324,227.89	23,545,829.25	68,663,541.43	27,898.15	68,691,439.58	
23R Model Toxics Control Stormwater	31,386,840.42	5,319,685.04	36,049,115.47	36,049,115.47	
23S Puget Sound Gateway Facility	
23T Congestion Relief Traffic Safety	79,658.94	913.21	80,572.15	80,572.15	
23V Voluntary Cleanup	92,089.22	60.69	60,339.91	60,339.91	
23W Paint Product Stewardship	3,497.23	31.11	3,466.12	3,466.12	
24B Foundational Public Health Services	5,272,082.93	909,597.87	6,175,794.55	6,175,794.55	
24J Workforce Education Investment	(26,412,932.96)	32,325,593.10	(14,364,411.30)	(14,364,411.30)	
24K Agency Financial Transaction	5,031,127.51	935,593.53	5,698,861.66	7.20	5,698,868.86	
24L Ambulance Transport	
24N Fish, Wildlife, and Conservation	
24P Insurance Commissioner's Fraud	1,409,656.18	154,298.02	1,255,358.16	15,204.70	1,270,562.86	
24Q Cooper Jones Active Transportation Safety	
24R Recycling Enhancement Fee	
24V Telebehavioral Health Access	
260 University of Washington Operating Fees	123.54	123.54	123.54	
262 Manufactured Home Installation Training	626,331.39	19,699.00	624,559.75	482.94	625,042.69	
263 Community and Economic Development Fee	4,987,611.22	321,321.86	5,164,772.06	15.76	5,164,787.82	
267 Recreation Resources	23,816,373.54	745,645.69	23,774,985.97	75,309.24	23,850,295.21	
268 Nonhighway and Off-Road Vehicle Activities (NOVA) Program	11,299,735.26	522,586.54	11,439,990.12	209,208.04	11,649,198.16	
269 Parks Renewal and Stewardship	30,258,699.72	4,862,447.32	29,644,619.71	152,459.44	29,797,079.15	
271 Washington State University Operating Fees	
275 Central Washington University Operating Fees	
277 State Agency Parking	354,113.44	2,010.00	355,942.99	355,942.99	
285 Growth Management Planning and Environmental Review	4,148,134.21	395,206.94	4,220,836.96	4,796.05	4,225,633.01	
296 Columbia River Basin Water Supply Rev Recovery	6,745,007.82	18,549.72	6,731,450.27	6,731,450.27	
315 Dedicated Marijuana Fund	219,184,005.18	44,397,726.85	257,531,419.12	44,324.17	257,575,743.29	
319 Public Health Supplemental	2,449,837.75	581,889.46	2,830,313.92	2,470.00	2,832,783.92	
404 State Treasurer's Service	37,176,844.22	(2,339,322.86)	34,100,940.75	6,366.99	34,107,307.74	
408 Coastal Protection	1,269,372.18	17,625.28	1,232,039.60	12,543.65	1,244,583.25	

RECEIPTS AND DISBURSEMENTS FOR TREASURY FUNDS

	December 1, 2020		December 2020		December 31, 2020		
	Beginning Book Balance		Plus Receipts	Less Disbursements	Ending Book Balance	Outstanding Warrants	Ending Cash Balance
SPECIAL REVENUE FUNDS (Continued)							
441 Local Government Archives	\$ 2,282,603.56	\$	537,272.32	\$ 312,323.04	\$ 2,507,552.84	\$ 464.15	\$ 2,508,016.99
500 Perpetual Surveillance and Maintenance	48,324,847.75		36,922.45	48,361,770.20	48,361,770.20
507 Oyster Reserve Land	484,491.33		370.93	1,720.14	483,142.12	483,142.12
511 Tacoma Narrows Toll Bridge	14,080,308.89		2,478,255.81	(3,177,679.60)	19,736,244.30	19,736,244.30
513 Derelict Vessel Removal	664,121.48		5,720.00	94,290.20	575,551.28	575,551.28
532 Washington Housing Trust Fund	62,411,584.65		788,930.01	1,425,545.34	61,774,969.32	935.36	61,775,904.68
535 Alaskan Way Viaduct Replacement Project	(53,393,277.31)		(3,147,083.56)	755,670.14	(57,296,031.01)	(57,296,031.01)
549 Election	5,618,016.76		115,169.35	331,451.29	5,401,734.82	53,353.60	5,455,088.42
550 Transportation 2003	(41,305,800.32)		(1,568,609.66)	230,056.05	(43,104,466.03)	191.04	(43,104,274.99)
562 Skilled Nursing Facility Safety Net Trust	4,556,102.75		2,160.87	(990,845.90)	5,549,109.52	4,324.00	5,553,433.52
564 Water Pollution Control Revolving Administration	7,984,811.71		1,049,212.74	141,426.20	8,892,598.25	8,892,598.25
565 Yakima Integrated Plan Implementation Revenue Recovery
566 Community Forest Trust	159,028.39		121.50	(1,017.73)	160,167.62	160,167.62
571 Multiuse Roadway Safety	658,575.79		13,149.32	12.00	671,713.11	671,713.11
595 I-405 and SR-167 Express Toll Lanes	64,766,736.87		(593,548.59)	2,020,606.66	62,152,581.62	2,393.45	62,154,975.07
600 Department of Retirement Systems Expense	19,699,998.35		30,137.11	(151,342.23)	19,881,477.69	12,949.02	19,894,426.71
689 Rural Washington Loan	2,570,877.95		1,995.70	26,500.34	2,546,373.31	2,546,373.31
727 Water Pollution Control Revolving	253,154,218.89		47,519,705.82	29,292,424.64	271,381,500.07	271,381,500.07
733 Capitol Campus Reserve
777 Prostitution Prevention and Intervention	168,166.89		830.46	1.67	168,995.68	168,995.68
785 State Educational Trust Fund	1,832,460.98		43,827.95	(294.20)	1,876,583.13	445.90	1,877,029.03
818 Youth Athletic Facility	185,078.50		141.41	185,219.91	185,219.91
825 Tobacco Settlement
844 Money-Purchase Retirement Savings Administrative
851 Developmental Disabilities Community Services	5,008,156.57		3,826.47	5,011,983.04	5,011,983.04
874 OASI Revolving	172,156.35		(70.73)	13,241.27	158,844.35	158,844.35
887 Public Facilities Construction Loan Revolving	23,593,144.94		50,802.18	1,957,419.38	21,686,527.74	1,846.56	21,688,374.30
888 Deferred Compensation Administrative	1,160,970.22		(84,791.97)	229,784.65	846,393.60	1,454.25	847,847.85
893 Radiation Perpetual Maintenance	\$357,412.02		273.08	357,685.10	357,685.10
TOTAL SPECIAL REVENUE FUNDS	\$ 4,000,603,503.03	\$	730,794,568.74	\$ 591,522,808.89	\$ 4,139,875,262.88	\$ 18,969,666.08	\$ 4,158,844,928.96
DEBT SERVICE FUNDS							
303 Highway Bond Retirement	\$ 145,537,882.91	\$	40,067,294.91	\$ 45,706,816.68	\$ 139,898,361.14	\$	\$ 139,898,361.14
304 Ferry Bond Retirement	8,911,656.91		1,017,288.40	9,928,945.31	9,928,945.31
305 Transportation Improvement Board Bond Retirement	5,630,581.26		567,193.99	6,197,775.25	6,197,775.25
347 Washington State University Bond Retirement	18,789,112.83		(2,013,089.96)	(77,882.81)	16,853,905.68	16,853,905.68
348 University of Washington Bond Retirement	18,289,002.17		458,169.15	644,465.35	18,102,705.97	18,102,705.97
380 Debt-Limit General Fund Bond Retirement	27,896.20		27,896.20	27,896.20
381 Debt-Limit Reimbursable Bond Retirement

RECEIPTS AND DISBURSEMENTS FOR TREASURY FUNDS

	December 1, 2020	December 2020		December 31, 2020		
	Beginning Book Balance	Plus Receipts	Less Disbursements	Ending Book Balance	Outstanding Warrants	Ending Cash Balance
DEBT SERVICE FUNDS (Continued)						
382 Nondebt-Limit General Fund Bond Retirement	\$	\$	\$	\$	\$	\$
383 Nondebt-Limit Reimbursable Bond Retirement	12,848.14	12,848.14	12,848.14
384 Nondebt-Limit Proprietary Appropriated Bond Retirement
385 Nondebt-Limit Proprietary Nonappropriated Bond Retirement
386 Nondebt-Limit Revenue Bond Retirement
389 Toll Facility Bond Retirement	\$28,532,477.43	4,678,992.84	19,965,093.51	13,246,376.76	13,246,376.76
TOTAL DEBT SERVICE FUNDS	\$ 225,731,457.85	\$ 44,775,849.33	\$ 66,238,492.73	\$ 204,268,814.45	\$	\$ 204,268,814.45
CAPITAL PROJECTS FUNDS						
01L Higher Education Construction	\$	\$	\$	\$	\$	\$
036 Capitol Building Construction	4,638,379.38	4,880.19	(360,824.87)	5,004,084.44	5,004,084.44
056 State Higher Education Construction	2,461.56	1.88	2,463.44	2,463.44
057 State Building Construction	244,644,030.89	4,609,248.18	140,132,031.67	109,121,247.40	2,607,819.81	111,729,067.21
060 Community and Technical College Capital Projects	19,763,012.90	990,882.27	2,837,572.18	17,916,322.99	17,916,322.99
061 Eastern Washington University Capital Projects	3,155,991.27	405,852.62	526,269.49	3,035,574.40	3,035,574.40
062 Washington State University Building	852,442.42	5,001,428.97	2,636,133.66	3,217,737.73	3,217,737.73
063 Central Washington University Capital Projects	4,527,748.37	407,040.88	696,250.64	4,238,538.61	4,238,538.61
064 University of Washington Building	8,663,357.21	238,914.84	3,146,353.66	5,755,918.39	5,755,918.39
065 Western Washington University Capital Projects	8,408,757.13	410,064.47	913,504.59	7,905,317.01	7,905,317.01
066 The Evergreen State College Capital Projects	2,313,984.52	405,099.68	(647.78)	2,719,731.98	2,719,731.98
075 State Social and Health Services Construction	9,396.39	9,396.39	9,396.39
18B Columbia River Basin Tax Bond Water Supply Development	1,247,029.98	952.79	1,247,982.77	1,247,982.77
245 Public Safety Reimbursable Bond	4.12	4.12	4.12
246 Community and Technical College Forest Reserve	5,155,491.58	38.64	5,155,530.22	5,155,530.22
289 Thurston County Capital Facilities	6,094,450.06	9,458,890.19	376,604.80	15,176,735.45	1,867.95	15,178,603.40
357 Gardner-Evans Higher Education Construction	45,698.05	45,698.05	45,698.05
364 Military Department Capital	1,780,492.22	2,963.22	1,777,529.00	1,777,529.00
367 Chehalis Basin Taxable
TOTAL CAPITAL PROJECTS FUNDS	\$ 311,302,728.05	\$ 21,933,295.60	\$ 150,906,211.26	\$ 182,329,812.39	\$ 2,609,687.76	\$ 184,939,500.15
PERMANENT FUNDS						
04B Natural Resources Real Property Replacement	\$ 5,718,349.50	\$ 4,369.08	\$ 56,000.00	\$ 5,666,718.58	\$	\$ 5,666,718.58
601 Agricultural Permanent	54,480.21	(1,825.82)	56,306.03	56,306.03
603 Millersylvania Park Trust	5,733.76	4.38	5,738.14	5,738.14
604 Normal School Permanent	90,840.42	18,038.02	72,802.40	72,802.40
605 Permanent Common School	55,264.17	(3,990.14)	59,254.31	59,254.31
606 Scientific Permanent	148,021.72	57,753.07	90,268.65	90,268.65
607 State University Permanent	\$138,507.56	(64,887.66)	203,395.22	203,395.22
TOTAL PERMANENT FUNDS	\$ 6,211,197.34	\$ 4,373.46	\$ 61,087.47	\$ 6,154,483.33	\$	\$ 6,154,483.33

RECEIPTS AND DISBURSEMENTS FOR TREASURY FUNDS

	December 1, 2020			December 2020		December 31, 2020		
	Beginning Book Balance	Plus Receipts	Less Disbursements	Ending Book Balance	Outstanding Warrants	Ending Cash Balance		
ENTERPRISE FUNDS								
12V PEBB Medical Benefits Admin	\$	\$	\$	\$	\$	\$		
401 Correctional Industries	10,620,985.56	14,336,703.51	10,294,025.80	14,663,663.27	106,515.51	14,770,178.78		
407 Secretary of State's Revolving	7,594,709.98	787,558.79	801,418.03	7,580,850.74	10.00	7,580,860.74		
418 State Health Care Authority Administrative	1,903,906.12	1,240,967.22	1,458,400.17	1,686,473.17	896.71	1,687,369.88		
492 School Employees' Insurance Administrative	174,741.15	971,302.00	1,355,705.34	(209,662.19)	2,083.43	(207,578.76)		
578 Lottery Administrative	438,796.03	1,260,440.00	1,206,874.88	492,361.15	1,238.00	493,599.15		
608 Accident	(18,007,868.72)	83,286,612.83	71,944,688.93	(6,665,944.82)	11,190,755.19	4,524,810.37		
609 Medical Aid	972,156.74	105,937,670.39	112,801,116.45	(5,891,289.32)	8,667,307.36	2,776,018.04		
610 Accident Reserve	19,597,790.74	77,611,509.85	71,951,053.77	25,258,246.82	888,242.48	26,146,489.30		
881 Supplemental Pension	5,443,412.01	79,956,190.39	85,806,580.52	(406,978.12)	1,888,175.33	1,481,197.21		
883 Second Injury	\$43,102,241.72	9,776,546.74	222,577.06	52,656,211.40	88,669.06	52,744,880.46		
TOTAL ENTERPRISE FUNDS	\$ 71,840,871.33	\$ 375,165,501.72	\$ 357,842,440.95	\$ 89,163,932.10	\$ 22,833,893.07	\$ 111,997,825.17		
INTERNAL SERVICE FUNDS								
006 Public Records Efficiency, Preservation & Access	\$ 1,961,068.01	\$ 149,467.99	\$ 428,696.59	\$ 1,681,839.41	\$ 580.00	\$ 1,682,419.41		
405 Legal Services Revolving	6,647,074.59	23,187,691.09	14,386,286.98	15,448,478.70	331,021.21	15,779,499.91		
410 Transportation Equipment	22,534,280.57	962,932.87	(118,988.26)	23,616,201.70	56,961.38	23,673,163.08		
415 Personnel Service	8,584,807.20	3,268,838.90	604,917.42	11,248,728.68	5,116.67	11,253,845.35		
455 Higher Education Personnel Service	436,662.37	302,336.00	114,175.40	624,822.97	624,822.97		
468 OFM Central Service	(2,188,743.83)	4,519,100.89	807,193.55	1,523,163.51	1,523,163.51		
483 Auditing Services Revolving	(1,069,049.91)	458,344.07	671,258.80	(1,281,964.64)	551.31	(1,281,413.33)		
484 Administrative Hearings Revolving	(\$2,595,165.32)	1,797,149.05	2,267,713.23	(3,065,729.50)	(3,065,729.50)		
TOTAL INTERNAL SERVICE FUNDS	\$ 34,310,933.68	\$ 34,645,860.86	\$ 19,161,253.71	\$ 49,795,540.83	\$ 394,230.57	\$ 50,189,771.40		
PENSION TRUST FUNDS								
614 Volunteer Firefighters' Relief and Pension Principal	\$ 16,019,121.19	\$ 123,598.42	\$ 1,151,407.42	\$ 14,991,312.19	\$ 82,580.92	\$ 15,073,893.11		
615 State Patrol - Plan1	948,292.20	7,163,172.34	7,184,858.46	926,606.08	75,088.37	1,001,694.45		
616 Judges' Retirement	1,225,771.25	951.26	21,402.43	1,205,320.08	1,205,320.08		
630 State Patrol - Plan 2	310,374.10	1,685,874.45	1,628,207.60	368,040.95	368,040.95		
631 Public Employees' Retirement System Plan 1	9,005,936.08	160,120,385.67	160,121,361.75	9,004,960.00	1,056,227.92	10,061,187.92		
632 Teachers' Retirement System Plan 1	6,780,468.33	119,763,629.49	119,727,519.81	6,816,578.01	1,609,945.76	8,426,523.77		
633 School Employees' Retirement System Combined Plan 2 & 3	7,790,239.93	67,904,815.28	69,480,222.69	6,214,832.52	278,293.62	6,493,126.14		
635 Public Safety Employees Retirement System Plan 2	254,098.75	9,521,820.44	9,522,502.99	253,416.20	3,835.76	257,251.96		
641 Public Employees' Retirement System Combined Plan 2 & 3	22,612,759.76	315,111,985.31	322,317,404.47	15,407,340.60	946,090.22	16,353,430.82		
642 Teachers' Retirement System Combined Plan 2 and 3	25,697,515.22	229,984,468.69	234,565,356.78	21,116,627.13	187,877.36	21,304,504.49		
661 Higher Ed Retirement Plan Supplemental Benefit-UW	41.55	574,113.92	574,140.79	14.68	14.68		
662 Higher Ed Retirement Plan Supplemental Benefit -WSU	81,317.30	81,317.30		
663 Higher Ed Retirement Plan Supplemental Benefit-EWU	7,192.23	14,433.60	14,284.51	7,341.32	7,341.32		
664 Higher Ed Retirement Plan Supplemental Benefit-CWU	16,697.46	16,697.46		
665 Higher Ed Retirement Plan Supplemental Benefit-TESC	5,979.97	5,979.97		

RECEIPTS AND DISBURSEMENTS FOR TREASURY FUNDS

	December 1, 2020	December 2020		December 31, 2020		
	Beginning Book Balance	Plus Receipts	Less Disbursements	Ending Book Balance	Outstanding Warrants	Ending Cash Balance
PENSION TRUST FUNDS (Continued)						
667 Higher Ed Retirement Plan Supplemental Benefit-WWU	\$	\$ 21,151.43	\$ 21,151.43	\$	\$	\$
668 Higher Ed Retirement Plan Supplemental Benefit -SBCTC	25,291.37	89,507.05	114,798.42
722 Deferred Compensation Principal	5,669,821.64	68,213,712.42	70,125,844.45	3,757,689.61	5,815.19	3,763,504.80
729 Judicial Retirement Principal	10,084.18	33,574.98	33,511.44	10,147.72	10,147.72
819 LEOFF Plan 1 Retirement	2,743,404.22	31,138,886.60	31,111,739.01	2,770,551.81	408,712.13	3,179,263.94
829 LEOFF Plan 2 Retirement	5,484,825.71	67,688,932.03	68,386,583.24	4,787,174.50	115,596.41	4,902,770.91
882 Washington Judicial Retirement System	\$9,250,242.32	7,455.22	643,914.98	8,613,782.56	8,613,782.56
TOTAL PENSION TRUST FUNDS	\$ 113,835,480.03	\$ 1,079,266,463.33	\$ 1,096,850,207.40	\$ 96,251,735.96	\$ 4,770,063.66	\$ 101,021,799.62
AGENCY FUNDS						
01P Suspense	\$ 1,005,772,907.63	\$ 2,209,467,445.03	\$ 3,167,476,034.06	\$ 47,764,318.60	\$ 95,561.60	\$ 47,859,880.20
01R Undistributed Receipts	1,606,678.02	199,358.78	1,806,036.80	1,806,036.80
01T Local Leasehold Excise Tax	6,467,242.46	6,233,766.39	233,476.07	233,476.07
034 Local Sales and Use Tax
035 State Payroll Revolving	18,484,382.55	571,328,658.01	559,852,691.40	29,960,349.16	1,832,248.82	31,792,597.98
768 Local Real Estate Excise Tax
795 State Investment Board Commingled Monthly Bond
847 Separately Managed State Agency Investment
865 State Investment Board Commingled Trust	6,347.76	6,347.76
877 OASI Contribution
TOTAL AGENCY FUNDS	\$ 1,032,331,210.66	\$ 2,781,001,809.58	\$ 3,733,568,839.61	\$ 79,764,180.63	\$ 1,927,810.42	\$ 81,691,991.05
TOTAL TREASURY FUNDS	\$ \$8,015,534,261.20	\$ 9,790,866,017.47	\$ 10,586,683,083.74	\$ 7,219,717,194.93	\$ 108,792,713.43	\$ 7,328,509,908.36

RECEIPTS AND DISBURSEMENTS FOR TREASURER'S TRUST FUNDS

	December 1, 2020		December 2020		December 31, 2020		
	Beginning Book Balance		Plus Receipts	Less Disbursements	Ending Book Balance	Outstanding Warrants	Ending Cash Balance
GENERAL FUND							
06N Local Tax Administration	\$	\$	\$	\$	\$	\$	\$
07F Commercial Fisheries Buyback
08B Foster Care Endowed Scholarship Trust	16,330.71		177.91	165.44	16,343.18		16,343.18
08E Individual Development Account Program	2,043.35		1.57	2,044.92		2,044.92
08N State Financial Aid	44,566,752.63		20,181,920.83	20,774,155.30	43,974,518.16	171,500.65	44,146,018.81
08T Transportation Innovative Partnership
10V Invasive Species Council
11M Poet Laureate	115.55		115.55		115.55
11R Hospital Infection Control Grant
12L Outdoor Education and Recreation Prog	1,008,467.78		1,008,467.78		1,008,467.78
12P Geoduck Aquaculture Research	297,192.05		18,930.07	278,261.98		278,261.98
131 Fair	2,243,908.62		1,716.77	5,798.24	2,239,827.15		2,239,827.15
14N Legislative Oral History	33,000.20		33,000.20		33,000.20
14P Skeletal Human Remains Assistance	290,642.30		290,642.30		290,642.30
15B Food Animal Vet Scholarship
15N Business Assistance
16F Washington State Flag
16K Mortgage Recovery
16R Multiagency Permitting Team	97,498.56		74.49	97,573.05		97,573.05
17R Aerospace Training Student Loan	224,600.59		5,710.02	3,415.49	226,895.12		226,895.12
18C Native Education Public-Private Partnership
18F High School Completion
18G Opportunity Scholarship Match Transfer	1,174,267.56		159,901.27	1,014,366.29		1,014,366.29
18K 24/7 Sobriety	16,338.87		1,147.05	17,485.92		17,485.92
18V Science, Technology, Engineering and Math Education Lighthouse
19J Universal Communications Services	6,220,363.36		6,094,456.82	125,906.54	1,648.00	127,554.54
20L Early Start
21J Gina Grant Bull Memorial Legislative Page Scholarship	53,054.32		40.54	53,094.86		53,094.86
21K Skilled Worker Awareness Grant Program	59,683.05		59,683.05		59,683.05
21L Low-Income Home Rehab Revolving Loan Program	49,387.84		37.74	49,425.58		49,425.58
21T Suicide-Safer Homes Project	25,000.01		25,000.01		25,000.01
22A State Agency Office Relocation Pool	10,349,996.76		10,349,996.76		10,349,996.76
22B Highway Worker Memorial Scholarship
22S Landlord Mitigation Program	1,650,446.83		193,758.86	197,036.83	1,647,168.86	30,179.29	1,677,348.15
22V Medical Student Loan	743,479.24		743,479.24		743,479.24
23B Rural Jobs Program Match Transfer
23E Washington History Day	80,694.30		61.66	80,755.96		80,755.96
23F Open Educational Resources
23L Indian Health Improvement Reinvestment	(73,336.03)		(73.58)	17,712.79	(91,122.40)		(91,122.40)

RECEIPTS AND DISBURSEMENTS FOR TREASURER'S TRUST FUNDS

	December 1, 2020		December 2020		December 31, 2020		
	Beginning Book Balance		Plus Receipts	Less Disbursements	Ending Book Balance	Outstanding Warrants	Ending Cash Balance
GENERAL FUND (Continued)							
24A Behavioral Health Loan Repayment Program	\$ 1,922,244.15	\$	\$	\$	\$ 1,922,244.15	\$	\$ 1,922,244.15
24F Veterans Service Officer
24W Undocumented Student Support Loan Match
290 Savings Incentive	1,963,138.48	2,000.00	1,961,138.48	2,000.00	1,963,138.48
447 Information Technology Investment Revolving	24,961,602.39	41,895.00	5,596,354.82	19,407,142.57	19,407,142.57
490 Regional Transportation Investment District
514 Agricultural Conservation Easements
534 Washington Graduate Fellowship Trust	489.80	489.80	489.80
551 Washington Youth and Families	124,634.31	124,634.31	124,634.31
552 Conservation Assistance Revolving	428,941.25	18,767.00	447,708.25	447,708.25
646 Higher Ed Retirement Plan Supplemental Benefit
653 Washington Distinguished Professorship Trust
703 COVID-19 Unemployment
743 College Faculty Awards Trust	186.14	186.14	186.14
747 Health Professional Loan Repayment & Scholarship Program	7,288,914.12	6,906.19	43,569.91	7,252,250.40	8,720.89	7,260,971.29
748 Higher Education Coord. Board for Innovation and Quality
781 Cross-State Trail	473.10	473.10	473.10
793 Health Insurance Pool
817 Stadium and Exhibition Center Construction
835 Four Year Student Child Care in Higher Education	\$95,405.07	1,500.00	93,905.07	93,905.07
TOTAL GENERAL FUND	\$ 105,915,957.26	\$ 20,452,142.05	\$ 32,914,996.98	\$ 93,453,102.33	\$ 214,048.83	\$ 93,667,151.16	
SPECIAL REVENUE FUNDS							
01F Crime Victims' Compensation	\$ 885,060.47	\$ 93,954.41	\$	\$	\$ 979,014.88	\$	\$ 979,014.88
03K Industrial Insurance Premium Refund	5,322,015.88	4,076.76	37,656.75	5,288,435.89	75.00	5,288,510.89
04F Real Estate Education Program	695,726.27	225.49	695,500.78	695,500.78
06H Oral History, State Library, and Archives	43,819.04	17,302.43	16,935.87	44,185.60	7,017.37	51,202.97
06J Securities Prosecution	604,178.22	3,875.00	2,603.32	605,449.90	497.33	605,947.23
07A Mortgage Lending Fraud Prosecution	273,087.78	47,119.15	320,206.93	320,206.93
07B Organ and Tissue Donation Awareness	51,506.48	62,930.24	57,511.58	56,925.14	56,925.14
07E Contract Harvesting Revolving	6,235,005.66	8,347.59	753,683.04	5,489,670.21	970.00	5,490,640.21
07J "Helping Kids Speak"	3,318.01	1,836.33	2,475.67	2,678.67	2,678.67
07K Special License Plate Applicant Trust	12,206.00	12,206.00	12,206.00
07L Legislative International Trade	77.33	77.33	77.33
07N Produce Railcar Pool	50.50	0.04	50.54	50.54
07T Commemorative Works	3,454.28	2.64	3,456.92	3,456.92
07V Fish and Wildlife Enforcement Reward	523,551.55	17,362.81	20,817.02	520,097.34	70.00	520,167.34
08C Gonzaga University Alumni Association	5,706.04	4,085.67	3,817.34	5,974.37	5,974.37
08F Lighthouse Environmental Programs	11,290.98	8,010.31	6,400.34	12,900.95	12,900.95
08G Flexible Spending Administrative	2,012,260.19	2,543.98	92,440.27	1,922,363.90	1,922,363.90

RECEIPTS AND DISBURSEMENTS FOR TREASURER'S TRUST FUNDS

	December 1, 2020		December 2020		December 31, 2020		
	Beginning Book Balance		Plus Receipts	Less Disbursements	Ending Book Balance	Outstanding Warrants	Ending Cash Balance
SPECIAL REVENUE FUNDS (Continued)							
08J Prescription Drug Consortium	\$ 42,947.77	\$	\$	\$	\$ 42,947.77	\$	\$ 42,947.77
08L "Ski & Ride Washington"	3,598.23		3,235.30	3,252.67	3,580.86		3,580.86
08P State Parks Education and Enhancement	406,609.11		11,983.98	6,469.60	412,123.49		412,123.49
08V Veterans Stewardship	772,541.49		55,588.66	61,885.54	766,244.61	1,754.39	767,999.00
08W "Washington's National Park Fund"	25,090.26		24,758.99	21,035.02	28,814.23		28,814.23
098 Eastern Washington Pheasant Enhancement	534,257.60		17,935.85	65,147.38	487,046.07	0.76	487,046.83
09A We Love Our Pets	11,958.25		5,182.33	4,449.68	12,690.90		12,690.90
09B Boating Safety Education Certification	735,726.47		7,704.56	23,075.91	720,355.12	710.00	721,065.12
09J Washington Coastal Crab Pot Buoy Tag	255,161.82		14,387.50	13,377.70	256,171.62	1,250.00	257,421.62
09K Life Sciences Discovery	1,591,514.96		796.10	962.00	1,591,349.06		1,591,349.06
09L Nursing Resource Center	357,240.99		51,090.00	811.08	407,519.91		407,519.91
10F "Share the Road"	17,023.05		8,670.66	6,568.34	19,125.37	6,568.34	25,693.71
11A Employment Training Finance	406,158.22		3,655.42	409,813.64		409,813.64
11J Electronic Products Recycling	620,063.00		158,027.00	22,317.75	755,772.25		755,772.25
11P Large On-Site Sewage Systems
11V Veteran Estate Management	14,147.74		30,035.54	33,029.17	11,154.11	1,077.26	12,231.37
126 Agricultural Local	15,758,298.67		5,239,502.55	2,749,267.93	18,248,533.29	33,848.01	18,282,381.30
128 Grain Inspection Revolving	384,885.11		2,339,713.43	1,435,451.28	1,289,147.26	375.75	1,289,523.01
12E Assisted Living Facility Management	473,499.72		(7,144.02)	480,643.74		480,643.74
12F Manufactured/Mobile Home Dispute Resol	2,468,106.13		50,426.25	55,443.46	2,463,088.92	232.08	2,463,321.00
12G Rockfish Research	410,023.61		4,829.74	10,474.87	404,378.48	4.50	404,382.98
12H Uniformed Service Shared Leave Pool	837,322.92		(73,544.69)	910,867.61		910,867.61
12N Get Ready For Math & Science Scholarship	215,351.02		13,024.42	228,375.44		228,375.44
133 Children's Trust	403,889.31		204,279.51	90.00	608,078.82	30.00	608,108.82
14E Washington State Library Operations	4,142,716.24		820,818.63	401,759.97	4,561,774.90	415.00	4,562,189.90
14W Reduced Cigarette Ignition Propensity	665,143.08		3,258.22	3,653.86	664,747.44	3,589.91	668,337.35
15A Transitional Housing Oper & Rent	0.41		0.41		0.41
15T Broadband Mapping
15V Funeral and Cemetery	87,402.10		20,598.20	98,244.55	9,755.75	50.00	9,805.75
15W Guaranteed Asset Protection Waiver	19,750.00		19,750.00		19,750.00
163 Worker and Community Right to Know	3,307,241.38		38,446.13	122,588.17	3,223,099.34	45.23	3,223,144.57
169 Horse Racing Commission Operating	483,255.42		108,939.42	88,271.60	503,923.24	58.60	503,981.84
16B Landscape Architects' License	215,422.64		22,510.00	18,813.31	219,119.33		219,119.33
16E Spec Forest Products Outreach/Education	71,946.73		148.79	72,095.52		72,095.52
16G Universal Vaccine Purchase	8,165,618.13		4,970,053.07	2,988,675.13	10,146,996.07		10,146,996.07
16L Accessible Communities	624,053.40		15,465.51	6,118.22	633,400.69		633,400.69
16N Disabled Veterans Assistance
16T Product Stewardship Programs	305,502.91		2,790.26	302,712.65		302,712.65
17L Foreclosure Fairness	706,747.94		2,450.00	4,298.66	704,899.28	53.05	704,952.33

RECEIPTS AND DISBURSEMENTS FOR TREASURER'S TRUST FUNDS

	December 1, 2020		December 2020		December 31, 2020		
	Beginning Book Balance		Plus Receipts	Less Disbursements	Ending Book Balance	Outstanding Warrants	Ending Cash Balance
SPECIAL REVENUE FUNDS (Continued)							
17M Individual-Based/Portable Background Check Clearance	\$ 770,079.56	\$	15,553.00	\$ 3,618.50	\$ 782,014.06	\$ 193.00	\$ 782,207.06
17V Volunteer Firefighters	5,980.33		3,126.67	3,045.00	6,062.00		6,062.00
180 Local Government Administrative Hearings	243,941.62			7,746.97	236,194.65		236,194.65
189 Clarke-McNary							
18A Investing In Innovation	34,347.09				34,347.09		34,347.09
18E Educator Certification Processing	2,018,359.20		92,965.16	264,450.96	1,846,873.40	1,165.00	1,848,038.40
18M Music Matters Awareness	6,603.34		5,887.01	5,040.02	7,450.33		7,450.33
18N Damage Prevention	135,546.00		13,300.00		148,846.00		148,846.00
18R Seattle Sounders FC	6,961.27		6,346.69	4,958.33	8,349.63		8,349.63
190 Forest Fire Protection Assessment	10,776,649.29		231.87	520,496.50	10,256,384.66	3,803.22	10,260,187.88
193 State Forest Nursery Revolving	1,159,750.59		656.95	159,943.58	1,000,463.96	2,167.00	1,002,630.96
195 Energy	218.56		0.16		218.72		218.72
197 Statute Law Committee Publications	891,961.18		20,734.01	12,189.50	900,505.69		900,505.69
198 Access Road Revolving	8,785,662.16		1,278.48	218,837.11	8,568,103.53	12,200.04	8,580,303.57
19B School for the Blind	2,639,595.29		71,510.02	211,408.39	2,499,696.92	5,175.00	2,504,871.92
19E 4-H Program	364.00		448.00	420.00	392.00		392.00
19F Seattle Seahawks	64,931.08		36,472.36	23,973.25	77,430.19		77,430.19
19H Center for Deaf/Hard of Hearing Youth	1,628,776.06		42,727.26	3,983.70	1,667,519.62		1,667,519.62
19M Seattle University	40,226.68		700.00		40,926.68		40,926.68
19P Child Rescue	31,611.91		3,733.63		35,345.54		35,345.54
19R Residential Services and Support	96,041.65				96,041.65		96,041.65
19W Wolf-Livestock Conflict	253,106.73			600.00	252,506.73		252,506.73
205 Mobile Home Park Relocation	2,852,938.56		113,532.08	15,070.19	2,951,400.45	53.05	2,951,453.50
206 Cost of Supervision	1,062,735.84		160,030.92	256,927.92	965,838.84	7,359.75	973,198.59
209 Regional Fisheries Enhancement Group	1,298,515.29		16,793.01	57,160.29	1,258,148.01	106.18	1,258,254.19
20A State Flower	2,076.67		2,079.00	1,677.67	2,478.00		2,478.00
20D CPA Scholarship Transfer	200,000.00			25,000.00	175,000.00		175,000.00
20E WA Internet Crimes Against Children	1,000,000.00				1,000,000.00		1,000,000.00
20G Washington Farmers and Ranchers	732.67		392.00	420.00	704.67	980.00	1,684.67
20K Licensing & Enforcement System Modernization							
20P Nursing Facility Quality Enhancement	3,639,198.94			(14,153.48)	3,653,352.42		3,653,352.42
20W Washington Tennis	8,039.43		168.00		8,207.43		8,207.43
210 Fire Protection Contractor License	474,968.88		348,525.18	56,485.74	767,008.32	3,408.60	770,416.92
213 Veterans' Emblem	17,950.44		392.00		18,342.44		18,342.44
214 Temporary Worker Housing	104,890.03		60,214.00	41,428.71	123,675.32		123,675.32
219 Air Operating Permit	1,492,607.48			69,429.57	1,423,177.91		1,423,177.91
21A Washington State Wrestling	688.33		613.67	660.33	641.67		641.67
21C Washington Sexual Assault Kit	807,415.72		622.86	110,295.00	697,743.58		697,743.58
21F Fred Hutch	534.33		672.00	534.33	672.00		672.00

RECEIPTS AND DISBURSEMENTS FOR TREASURER'S TRUST FUNDS

	December 1, 2020		December 2020		December 31, 2020		
	Beginning Book Balance		Plus Receipts	Less Disbursements	Ending Book Balance	Outstanding Warrants	Ending Cash Balance
SPECIAL REVENUE FUNDS (Continued)							
21G Washington State Aviation	\$ 91,676.44	\$	3,924.66	\$	\$ 95,601.10	\$	\$ 95,601.10
21N NE WA Wolf-Livestock Management	55,352.79		46.47	23,801.34	31,597.92	31,597.92
21Q Forest Health Revolving	19,810,090.37		16,250.57	(1,502,846.47)	21,329,187.41	246,897.27	21,576,084.68
21U Veteran's In-State Service Shared Leave Pool	111,549.51		358.79	(2,728.00)	114,636.30	114,636.30
21W K-12 Criminal Background Check	320,408.59		74,028.50	136,458.33	257,978.76	257,978.76
225 Fingerprint Identification	2,260,261.49		794,603.25	453,517.15	2,601,347.59	18,844.99	2,620,192.58
22G Photovoltaic Module Recycling	743.70		20.60	723.10	723.10
22H Foster Parent Shared Leave Pool	42,873.85		555.31	(49.82)	43,478.98	43,478.98
22K Watershed Restoration Enhancement	449,900.00		449,900.00	449,900.00
22L Public Use General Aviation Airport Loan Revolving	4,475,465.22		13,372.06	4,462,093.16	4,462,093.16
22N Fish and Wildlife Federal Lands Revolving
22P Natural Resources Federal Lands Revolving	3,521,021.34		3,132.19	(17,159.06)	3,541,312.59	3,541,312.59
22Q Seattle Mariners	4,221.34		1,549.33	5,770.67	5,770.67
23A Student Loan Advocate	113,149.06		15,791.89	97,357.17	97,357.17
23C Department of Licensing Tuition Recovery	77,926.68		59.54	77,986.22	77,986.22
23D Student Achievement Council Tuition Recovery Trust
23K Smoke Detection Device Awareness	36,533.32		36,533.32	36,533.32
23M County Road Administration Board Emergency Loan	512,630.31		391.67	513,021.98	513,021.98
23U Compostable Products Revolving
24C San Juan Islands Programs	2,298.33		3,045.00	2,466.33	2,877.00	2,877.00
24D Seattle Storm	949.67		336.00	1,285.67	1,285.67
24E Washington State Library-Archives Building	6,410,124.97		522,436.97	6,932,561.94	6,932,561.94
24G Hemp Regulatory	314,016.67		32,903.68	21,842.59	325,077.76	690.00	325,767.76
24S Seattle NHL Hockey
24T State Firearms Background Check System	8,694,779.90		31,633.90	8,663,146.00	8,663,146.00
259 Coastal Crab	105,315.02		12,880.00	2,992.52	115,202.50	115,202.50
25A Washington Apples	10,728.67		2,853.67	13,582.34	13,582.34
274 Adult Family Home	825,909.23		52,934.86	772,974.37	12,857.30	785,831.67
281 Impaired Driving Safety	(27,005.27)		147,231.00	120,225.73	120,225.73
283 Juvenile Accountability Incentive	310,488.58		237.22	310,725.80	310,725.80
297 Pipeline Safety	3,520,956.27		11,853.28	204,772.24	3,328,037.31	548.00	3,328,585.31
298 Geologists'	141,788.30		43,970.00	44,487.92	141,270.38	100.00	141,370.38
300 Financial Services Regulation	15,475,074.18		4,185,942.77	2,524,279.15	17,136,737.80	18,721.18	17,155,458.98
320 Puget Sound Crab Pot Buoy Tag	48,912.69		923.56	47,989.13	47,989.13
328 Crim Justice Training Commis Firing Range Maintenance	174,461.00		174,461.00	174,461.00
416 Surplus and Donated Food Commodities Revolving	3,166,850.12		1,066,204.12	1,197,199.22	3,035,855.02	187,237.68	3,223,092.70
424 Anti-Trust Revolving	1,120,848.73		1,100,000.00	868,940.36	1,351,908.37	4,937.34	1,356,845.71
474 School Employees Flexible & Dependent Care Administration	87,378.17		31,401.72	40,001.12	78,778.77	78,778.77
480 Financial Education Public-Private Partnership	99,541.17		99,541.17	99,541.17

RECEIPTS AND DISBURSEMENTS FOR TREASURER'S TRUST FUNDS

	December 1, 2020		December 2020		December 31, 2020		
	Beginning Book Balance		Plus Receipts	Less Disbursements	Ending Book Balance	Outstanding Warrants	Ending Cash Balance
SPECIAL REVENUE FUNDS (Continued)							
485 Horse Racing Owners' Bonus/Breeder Awards	\$ 529,803.74	\$	14,722.67	\$ 449,569.76	\$ 94,956.65	\$ 45,759.31	\$ 140,715.96
495 Toll Collection	26,715,891.11		13,733,872.68	12,833,636.30	27,616,127.49	46,051.70	27,662,179.19
496 Educator Conditional Scholarship	5,362,102.81		12,733.29	302,847.51	5,071,988.59	3,000.00	5,074,988.59
497 Horse Racing Commission Class C Purse Fund	99,882.69		2,811.76	102,694.45	102,694.45
498 Washington State Council of Fire Fighters Benevolent	16,464.70		12,518.34	10,490.67	18,492.37	18,492.37
499 Law Enforcement Memorial	48,898.04		30,268.04	24,894.32	54,271.76	28.00	54,299.76
501 Liquor Revolving	52,777,035.74		(32,148,584.85)	15,901,143.31	4,727,307.58	72,862.79	4,800,170.37
503 Tuition Recovery	3,865,305.37		32,859.73	3,536.64	3,894,628.46	0.01	3,894,628.47
515 DNA Data Base	590,276.22		32,444.79	50,411.34	572,309.67	2,943.80	575,253.47
516 Fruit and Vegetable Inspection	9,686,827.79		1,721,201.82	1,614,699.75	9,793,329.86	447.90	9,793,777.76
536 Federal Food Service Revolving	2,185,778.28		33,206,593.71	33,288,731.33	2,103,640.66	134,028.95	2,237,669.61
553 Performance Audits of Government	7,782,550.14		1,161,967.19	1,631,462.19	7,313,055.14	868.80	7,313,923.94
561 Community Technical College Innovation	4,232,567.38		893,083.79	800,609.16	4,325,042.01	4,325,042.01
687 Rural Rehabilitation	111,426.28		85.13	111,511.41	111,511.41
688 Federal Local Rail Service Assistance	82,076.88		60.93	82,137.81	82,137.81
731 Child Care Facility Revolving	74,145.57		56.65	74,202.22	74,202.22
732 Nursing Home Civil Penalties	1,652,230.73		(21,556.25)	1,673,786.98	1,673,786.98
746 Hanford Area Economic Investment	28,443.60		19,224.00	47,667.60	47,667.60
749 Governor's Interagency Committee of State Employed Women	126,999.04		20.00	126,979.04	126,979.04
761 Basic Health Plan Subscription	250,744.09		250,744.09	250,744.09
763 Center for the Improvement of Student Learning	35,600.68		35,600.68	35,600.68
773 Commission on Higher Ed Prof Student Ex Program	51,200.00		51,200.00	51,200.00
774 University of Washington License Plate	143,658.68		30,814.02	150,407.25	24,065.45	24,065.45
776 Washington State University License Plate	54,448.28		68,705.01	54,448.28	68,705.01	68,705.01
778 Western Washington University License Plate	8,815.33		1,850.34	10,665.67	10,665.67
779 Eastern Washington University License Plate	98,280.81		4,407.67	102,688.48	102,688.48
780 School Zone Safety Account	1,325,921.18		6,415.99	82,501.09	1,249,836.08	1,249,836.08
783 Central Washington University License Plate	9,221.30		2,058.00	11,279.30	11,279.30
784 Miscellaneous Transportation Programs	(18,688,685.95)		34,621,620.86	29,889,825.60	(13,956,890.69)	1,128,518.46	(12,828,372.23)
786 The Evergreen State College License Plate	16,847.71		756.00	17,603.71	17,603.71
789 Advanced Environmental Mitigation Revolving	4,404,725.00		(1,118,625.62)	3,286,099.38	3,286,099.38
816 Stadium and Exhibition Center	69,146,218.75		7,831,677.57	76,977,896.32	76,977,896.32
821 Impaired Physician	680,173.14		151,968.00	674,901.77	157,239.37	400.00	157,639.37
823 Livestock Nutrient Management	12,023.62		10,600.00	22,623.62	22,623.62
833 Developmental Disabilities Endowment Trust	1,931,064.53		715,486.48	165,409.50	2,481,141.51	2,481,141.51
834 Capitol Furnishings Preservation Committee	28,731.74		28,731.74	28,731.74
878 Federal Forest Revolving	4,629.78		1,714,625.17	1,719,254.95	1,719,254.95
880 Advance Right-of-Way Revolving	29,199,093.96		352,221.42	10,656.72	29,540,658.66	29,540,658.66
884 Gambling Revolving	14,068,178.88		1,443,477.13	1,231,145.51	14,280,510.50	30,271.51	14,310,782.01

RECEIPTS AND DISBURSEMENTS FOR TREASURER'S TRUST FUNDS

	December 1, 2020		December 2020		December 31, 2020		
	Beginning Book Balance		Plus Receipts	Less Disbursements	Ending Book Balance	Outstanding Warrants	Ending Cash Balance
SPECIAL REVENUE FUNDS (Continued)							
885 Plumbing Certificate	\$ 1,084,614.99	\$	84,551.52	\$ 116,486.00	\$ 1,052,680.51	\$ 210.00	\$ 1,052,890.51
892 Pressure Systems Safety	\$258,041.51		235,723.64	144,638.82	349,126.33	78.36	349,204.69
TOTAL SPECIAL REVENUE FUNDS	\$ 397,236,011.24	\$	88,479,117.69	\$ 114,747,417.53	\$ 370,967,711.40	\$ 2,051,606.77	\$ 373,019,318.17
CAPITAL PROJECTS FUNDS							
366 Watershed Restoration Enhancement Bond	\$ 6,923,450.38	\$	\$ 5,250,684.17	\$ 1,672,766.21	\$	\$ 1,672,766.21
377 Watershed Restoration Enhancement Taxable Bond
TOTAL CAPITAL PROJECTS FUNDS	\$ 6,923,450.38	\$	\$ 5,250,684.17	\$ 1,672,766.21	\$	\$ 1,672,766.21
PERMANENT FUNDS							
842 American Indian Scholarship Endowment	\$ 301,989.40	\$	230.74	\$ 302,220.14	\$	\$ 302,220.14
852 Foster Care Scholarship Endowment	\$3,850.55		2.94	3,853.49	3,853.49
TOTAL PERMANENT FUNDS	\$ 305,839.95	\$	233.68	\$	\$ 306,073.63	\$	\$ 306,073.63
ENTERPRISE FUNDS							
22E Family and Medical Leave Enforcement	\$ 406,926.27	\$	40.00	\$ 406,966.27	\$	\$ 406,966.27
22F Family and Medical Leave Insurance	455,838,034.70		1,851,081.56	81,293,605.81	376,395,510.45	328,530.48	376,724,040.93
413 Municipal Revolving	2,128,686.70		3,606,622.01	2,554,336.91	3,180,971.80	2,989.02	3,183,960.82
438 Uniform Dental Plan Benefits Administration	561,799.33		534,995.00	1,068,105.60	28,688.73	28,688.73
439 Uniform Medical Plan Benefits Administration	5,055,145.65		5,702,162.00	9,653,107.51	1,104,200.14	1,104,200.14
442 Legislative Gift Center	106,353.26		1,255.69	533.36	107,075.59	107,075.59
445 Self-Insured Emplryr Overpymt Reimb	127.98		33,344.32	108,332.73	(74,860.43)	57,631.27	(17,229.16)
446 Industrial Insurance Rainy Day Fund
449 Certificates of Participation and Other Financing - Local	305,233.42		5,384,562.20	5,384,327.26	305,468.36	253,168.07	558,636.43
456 Separately Managed State Treasurer's Service	64,384.80		6,940.65	7,615.03	63,710.42	63,710.42
463 Washington College Savings Program	(391,432.80)		65,513.01	79,261.59	(405,181.38)	1,075.00	(404,106.38)
470 Imaging	81,576.72		32,749.52	34,861.27	79,464.97	79,464.97
473 School Employees Insurance Reserve	56,677,464.28		41,314.83	56,718,779.11	56,718,779.11
475 School Employees Dental Benefits Administration	383,332.58		395,120.62	790,651.26	(12,198.06)	(12,198.06)
477 Lottery Investment
493 School Employees' Insurance	24,649,798.01		142,734,579.89	150,430,147.14	16,954,230.76	304,786.64	17,259,017.40
494 School Employees' Benefits Board Administration	2,928,892.27		493,585.71	2,965,377.52	457,100.46	457,100.46
543 Judicial Information Systems	1,908,339.45		1,183,173.42	1,567,901.36	1,523,611.51	1,868.84	1,525,480.35
544 Pollution Liability Insurance Program Trust	29,243,541.23		3,112,056.61	916,202.70	31,439,395.14	6,242.28	31,445,637.42
545 Heating Oil Pollution Liability Trust	2,077,888.65		34,500.00	61,003.65	2,051,385.00	1,017.40	2,052,402.40
567 Long-Term Services and Supports Trust	14,230,726.23		11,297.14	917,956.05	13,324,067.32	13,324,067.32
721 Public Employees' and Retirees' Insurance	219,209,175.49		197,041,743.90	208,072,573.24	208,178,346.15	1,796,102.17	209,974,448.32
730 Public Employees' and Retirees' Insurance Reserve	178,781,793.62		137,203.97	178,918,997.59	178,918,997.59

RECEIPTS AND DISBURSEMENTS FOR TREASURER'S TRUST FUNDS

	December 1, 2020	December 2020		December 31, 2020		
	Beginning Book Balance	Plus Receipts	Less Disbursements	Ending Book Balance	Outstanding Warrants	Ending Cash Balance
ENTERPRISE FUNDS (Continued)						
788 Advanced College Tuition Payment Program	\$ 4,638,114.29	\$ 13,895,880.03	\$ 13,047,196.08	\$ 5,486,798.24	\$ 1,626,839.78	\$ 7,113,638.02
TOTAL ENTERPRISE FUNDS	\$ 998,885,902.13	\$ 376,299,722.08	\$ 478,953,096.07	\$ 896,232,528.14	\$ 4,380,250.95	\$ 900,612,779.09
INTERNAL SERVICE FUNDS						
411 Natural Resources Equipment	\$ 10,870,751.33	\$ 2,451.94	\$ (896,253.46)	\$ 11,769,456.73	\$ 9,861.34	\$ 11,779,318.07
421 Education Technology Revolving Fund	9,640,474.73	349,742.23	1,168,074.38	8,822,142.58	306,911.92	9,129,054.50
422 General Administration Services	(97,721,973.71)	26,459,760.48	40,310,629.52	(111,572,842.75)	2,425,872.23	(109,146,970.52)
436 OFM Labor Relations Service	1,161,223.40	598,798.23	420,252.59	1,339,769.04	116.67	1,339,885.71
444 Fish & Wildlife Equipment	574,038.66	50,608.33	171,288.59	453,358.40	453,358.40
453 Minority and Women's Business Enterprises	1,090,977.38	116,668.00	205,379.44	1,002,265.94	155.00	1,002,420.94
458 Consolidated Technology Services Revolving	38,911,080.75	12,083,164.30	11,045,678.90	39,948,566.15	12,077.24	39,960,643.39
461 Shared Information Technology System Revolving
466 Statewide Info Tech System Development Revolving	(1,806,976.70)	10,146.79	1,059,271.40	(2,856,101.31)	802.06	(2,855,299.25)
471 State Patrol Nonappropriated Airplane Revolving	108,186.24	18,176.48	90,009.76	869.93	90,879.69
472 Statewide Info Tech System Maintenance & Operations Revolving	231,281.21	13,011,172.59	2,859,555.56	10,382,898.24	77,983.26	10,460,881.50
546 Risk Management	(55,887.74)	2,024,142.31	695,732.80	1,272,521.77	1,272,521.77
547 Liability	(137,160,806.19)	144,093.15	13,940,809.24	(150,957,522.28)	341,819.02	(150,615,703.26)
739 Certificates of Participation and Other Financing - State	\$5,189,161.56	10,146,881.16	14,879,782.36	456,260.36	456,260.36
TOTAL INTERNAL SERVICE FUNDS	\$ -168,968,469.08	\$ 64,997,629.51	\$ 85,878,377.80	\$ -189,849,217.37	\$ 3,176,468.67	\$ (186,672,748.70)
PRIVATE PURPOSE FUNDS						
196 Unclaimed Personal Property	\$ 546,448.75	\$ 5,734,727.87	\$ 5,839,449.17	\$ 441,727.45	\$ 5,424,508.80	\$ 5,866,236.25
738 Department of Social and Health Services Trust	53,654.52	53,654.52	53,654.52
799 WA Achieving a Better Life Experience Program	\$9,416.74	7.20	9,423.94	9,423.94
TOTAL PRIVATE PURPOSE FUNDS	\$ 609,520.01	\$ 5,734,735.07	\$ 5,839,449.17	\$ 504,805.91	\$ 5,424,508.80	\$ 5,929,314.71
PENSION TRUST FUNDS						
838 LEOFF Retirement System Benefits Improvement	\$ 1.28	\$	\$	\$ 1.28	\$	\$ 1.28
TOTAL PENSION TRUST FUNDS	\$ 1.28	\$	\$	\$ 1.28	\$	\$ 1.28
AGENCY FUNDS						
165 Salary Reduction	\$ 5,159,684.01	\$ 3,225,791.71	\$ 3,163,858.37	\$ 5,221,617.35	\$	\$ 5,221,617.35
16C Real Estate/Property Tax Admin Assistance	63,130.00	70,300.00	62,985.00	70,445.00	70,445.00
17A County Enhanced 911 Excise Tax	6,100,868.54	(291,556.28)	6,392,424.82	6,392,424.82
525 Washington State Combined Fund Drive	703,849.00	667,355.02	1,826.99	1,369,377.03	12,614.12	1,381,991.15
660 Natural Resources Deposit	42,548,710.03	27,587,132.07	30,048,186.57	40,087,655.53	300,421.25	40,388,076.78
734 Centennial Document Preservation and Modernization	2,038,682.14	423,235.64	2,461,917.78	2,461,917.78
737 High Occupancy Vehicle
757 Maritime Historic Restoration and Preservation	6,158.32	71.75	6,230.07	6,230.07
797 Local Tourism Promotion	125,905.23	(585,441.13)	711,346.36	711,346.36

RECEIPTS AND DISBURSEMENTS FOR TREASURER'S TRUST FUNDS

	December 1, 2020	December 2020		December 31, 2020		
	Beginning Book Balance	Plus Receipts	Less Disbursements	Ending Book Balance	Outstanding Warrants	Ending Cash Balance
AGENCY FUNDS (Continued)						
802 School Employees Salary Reduction	\$ 1,453,803.58	\$ 1,998,144.93	\$ 1,691,054.15	\$ 1,760,894.36	\$	\$ 1,760,894.36
TOTAL AGENCY FUNDS	\$ 58,200,790.85	\$ 33,972,031.12	\$ 34,090,913.67	\$ 58,081,908.30	\$ 313,035.37	\$ 58,394,943.67
TOTAL TREASURER'S TRUST FUNDS	\$ 1,399,109,004.02	\$ 589,935,611.20	\$ 757,674,935.39	\$ 1,231,369,679.83	\$ 15,559,919.39	\$ 1,246,929,599.22

INVESTMENT STATEMENT

INVESTMENT STATEMENT

Fund / Account	December 1, 2020	Purchased	Maturities & Sales	Amortization	December 31, 2020
Treasury & Treasurer's Trust					
Investments (trade date basis)	\$ 9,531,016,581.66	\$ 2,721,203,287.31	\$ 3,747,036,854.59	\$ (152,316.85)	\$ 8,505,030,697.53
Reverse Repurchase Agreements
Purchased Accrued Interest	68,883.69	458,432.00	21,490.91	505,824.78
Total Treasury & Treasurer's Trust	\$ 9,531,085,465.35	\$ 2,721,661,719.31	\$ 3,747,058,345.50	\$ (152,316.85)	\$ 8,505,536,522.31
Local Government Investment Pool					
Investments (trade date basis)	\$ 24,025,495,935.78	\$ 21,050,001,034.46	\$ 24,036,953,030.80	\$ 1,199,166.29	\$ 21,039,743,105.73
Reverse Repurchase Agreements
Purchased Accrued Interest	728,264.84	13,294.21	741,559.05
Total Local Government Investment Pool	\$ 24,026,224,200.62	\$ 21,050,014,328.67	\$ 24,036,953,030.80	\$ 1,199,166.29	\$ 21,040,484,664.78
Separately Managed Accounts					
Investments (trade date basis)	\$ 454,188,908.48	\$ 55,283,308.98	\$ 14,764,273.57	\$ 17,504.48	\$ 494,725,448.37
Purchased Accrued Interest	3,782.12	132,134.91	116,262.11	19,654.92
Total Separately Managed Accounts	\$ 454,192,690.60	\$ 55,415,443.89	\$ 14,880,535.68	\$ 17,504.48	\$ 494,745,103.29
Total All Accounts	\$ 34,011,502,356.57	\$ 23,827,091,491.87	\$ 27,798,891,911.98	\$ 1,064,353.92	\$ 30,040,766,290.38

INVESTMENT INTEREST INCOME AND CAPITAL GAINS

INVESTMENT INTEREST INCOME AND CAPITAL GAINS CURRENT MONTH AND FISCAL YEAR TO DATE COMPARISON

Fund / Account	December 2020	December 2019	Fiscal Year 2021	Fiscal Year 2020
Treasury & Treasurer's Trust				
Cash	\$ 7,592,542.07	\$ 14,112,878.77	\$ 48,235,322.21	\$ 71,159,019.49
Custody Bank Fees	(5,009.40)	(5,106.35)	(31,009.02)	(30,386.48)
Other Bank Fees	(2,288.67)	(3,097.18)	(15,710.15)	(50,756.31)
Amortization	(152,316.85)	1,445,933.36	58,661.33	9,009,376.62
Accrued Interest	(492,251.46)	(1,784,187.37)	(2,367,773.09)	(4,912,604.34)
Gains and Losses	697,136.29	576,329.38	12,303,364.30	1,416,312.28
Total Treasury & Treasurer's Trust	\$ 7,637,811.98	\$ 14,342,750.61	\$ 58,182,855.58	\$ 76,590,961.26
Local Government Investment Pool				
Cash	\$ 1,173,540.73	\$ 9,272,494.46	\$ 11,021,049.20	\$ 85,020,860.55
Amortization	1,199,166.29	14,871,761.20	13,350,439.11	89,963,095.52
Accrued Interest	512,387.23	1,368,415.18	(547,056.02)	(3,822,585.58)
Gains and Losses	118,502.29	629,179.06	269,823.00	3,325,556.06
Total Local Government Investment Pool	\$ 3,003,596.54	\$ 26,141,849.90	\$ 24,094,255.29	\$ 174,486,926.55
Separately Managed Accounts				
Cash	\$ 531,527.71	\$ 497,937.62	\$ 3,358,251.83	\$ 2,193,349.93
Amortization	17,504.48	49,069.20	123,793.13	398,598.94
Accrued Interest	(21,164.75)	(115,070.84)	(229,664.64)	39,685.45
Gains and Losses	3,380.50	15,535.15	444,561.05	38,533.05
Total Separately Managed Accounts	\$ 531,247.94	\$ 447,471.13	\$ 3,696,941.37	\$ 2,670,167.37
Total All Accounts	\$ 11,172,656.46	\$ 40,932,071.64	\$ 85,974,052.24	\$ 253,748,055.18

MIKE PELLICCIOTTI
STATE TREASURER
PO BOX 40200
OLYMPIA WA 98504-0200

