



**Washington State
Treasurer's
Monthly Report**

February 2017




**DUANE A. DAVIDSON
State Treasurer**

In accordance with the Americans with Disabilities Act, this publication will be made available in alternate formats upon request to the Office of the State Treasurer, Legislative Building, 2nd Floor, Olympia, Washington 98504-0200, telephone (360) 902-9000, fax (360) 902-9037 or TTY Users Call: 7-1-1.
Web Site: <http://tre.wa.gov>.

Cover photo by Harry T. Halverson, photographer, Olympia, Washington.
Reproduction courtesy of Halverson Fine Photography in memory of Harry T. Halverson.

TABLE OF CONTENTS

	<i>Page</i>
State Treasurer’s Letter	1
General Fund	2
Treasury, Treasurer’s Trust and Local Government Investment Pool Flow Chart	3
Treasury & Treasurer’s Trust, Treasury and Treasurer’s Trust Charts	4
General Fund and Local Government Investment Pool Charts	5
Receipts and Disbursements for the State Treasury	6
Receipts and Disbursements for Trust Funds	16
Investment Statement & Investment Interest Income and Capital Gains	23



DUANE A. DAVIDSON,
State Treasurer

State of Washington
Office of the Treasurer
Legislative Building
P.O. Box 40200
Olympia, Washington 98504-0200

(360) 902-9000 • TTY 7-1-1
FAX (360) 902-9037
Home Page <http://tre.wa.gov>

Fellow Washingtonians,

I am pleased to report on the operations of the Office of the State Treasurer for the month of February 2017. At the close of the month, the Treasury & Treasurer's Trust book balance was \$5.9 billion with investment earnings distributed for the month of \$5.0 million.

Sincerely,

A handwritten signature in black ink, appearing to read "Duane A. Davidson", written in a cursive style.

Duane A. Davidson
Washington State Treasurer

GENERAL FUND

GENERAL FUND CURRENT MONTH AND FISCAL YEAR TO DATE COMPARISON (In Millions)

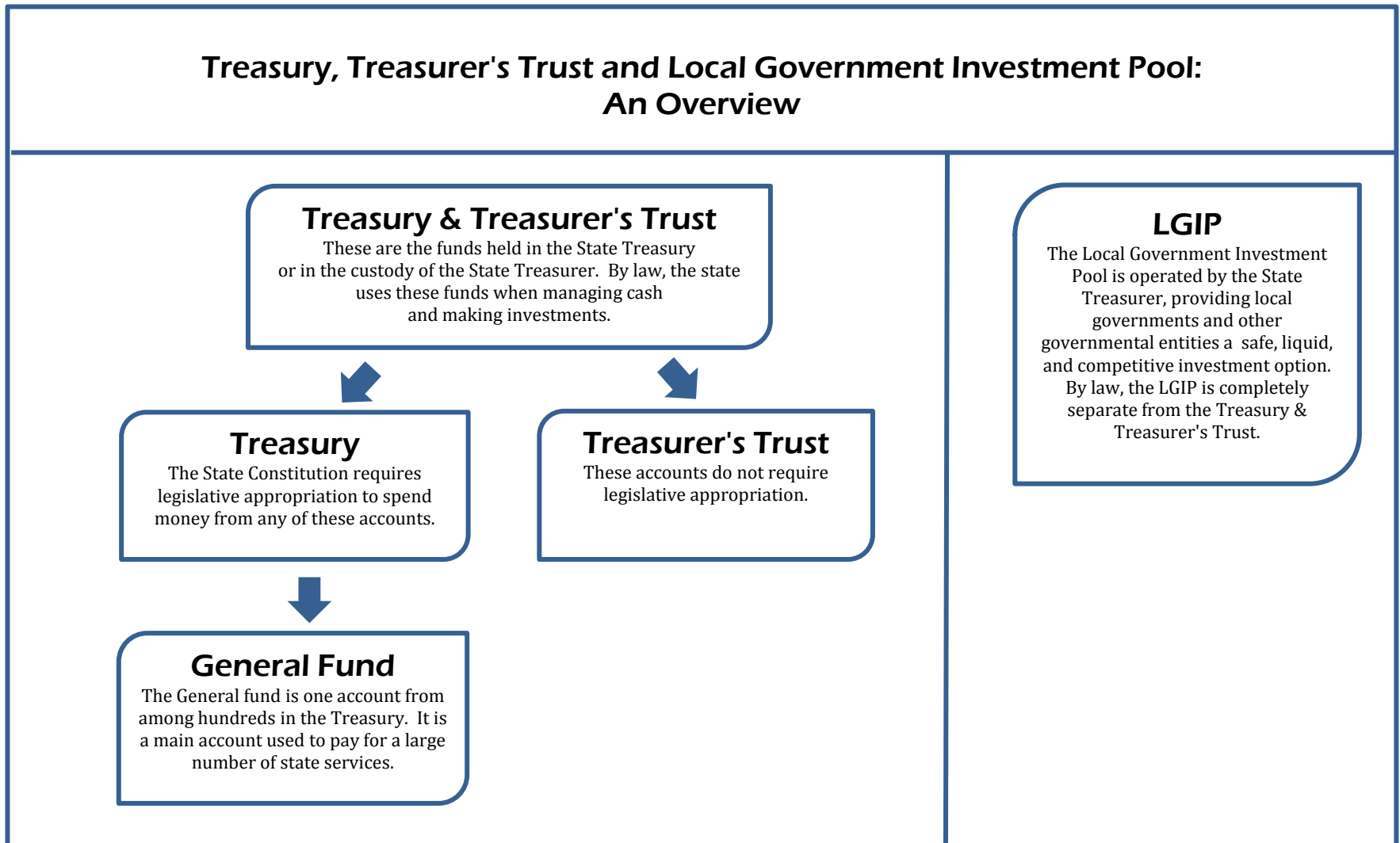
	Month of February		Fiscal Year to Date	
	2017	2016	2017	2016
Beginning Book Balance	\$ 893.663	\$ 391.940	\$ 1,614.932	\$ 1,001.142
Cash Revenue	1,956.383	2,373.737	20,094.510	18,414.472
Other Cash Receipts	535.240	229.029	4,707.069	3,774.222
Total Cash Receipts	<u>\$ 2,491.623</u>	<u>\$ 2,602.766</u>	<u>\$ 24,801.579</u>	<u>\$ 22,188.694</u>
Total Cash Disbursements	<u>\$ 2,775.664</u>	<u>\$ 3,099.202</u>	<u>\$ 25,806.889</u>	<u>\$ 23,294.332</u>
Ending Book Balance	<u>\$ 609.622</u>	<u>\$ (104.496)</u>	<u>\$ 609.622</u>	<u>\$ (104.496)</u>
Cash Revenue				
Bond Retirement & Interest	\$ (0.010)	\$ 0.00	\$ (0.265)	\$ (0.282)
Secretary of State	3.075	2.869	24.897	23.607
Department of Revenue:				
Retail Sales Tax	666.242	724.231	6,326.511	5,903.460
Business & Occupation Tax	341.269	278.935	2,628.386	2,397.810
Compensating Tax	48.628	48.717	438.296	425.831
Cigarette Tax	24.016	26.556	249.892	229.368
Public Utility Tax	47.044	43.700	255.247	257.011
Various Other Revenue	53.250	51.835	583.131	444.217
Insurance Commission	42.288	47.109	302.545	298.437
Liquor and Cannabis Board	2.175	2.723	59.446	45.350
Department of Licensing:				
Excise Tax – Other	0.012	0.013	0.109	0.108
Various Other Revenue	0.395	0.479	6.849	6.203
Department of Social & Health Services	(10.132)	8.275	51.839	60.979
Universities & Colleges	0.132	0.117	(0.118)	0.119
Treasurer's Transfers	2.160	0.907	(59.494)	(73.676)
Counties:				
Property Tax	6.758	5.502	966.875	955.198
Real Estate Excise Tax	56.004	65.825	694.360	604.193
Various Other Revenue	3.907	4.041	36.363	38.496
Federal Grants-In-Aid (All Agencies)	637.768	1,035.476	7,000.807	6,537.363
Revenues Distributed to Local Governments	(0.273)	(0.268)	(4.250)	(3.898)
Other Agencies' Cash Revenue	31.675	26.695	533.084	264.578
Total Cash Revenue	<u>\$ 1,956.383</u>	<u>\$ 2,373.737</u>	<u>\$ 20,094.510</u>	<u>\$ 18,414.472</u>

Source: Agency Financial Reporting System (AFRS).

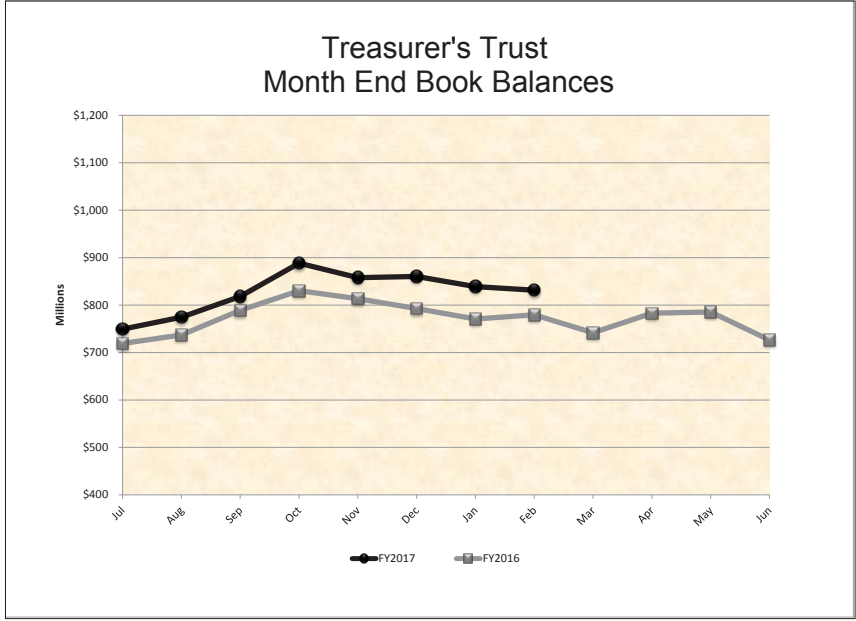
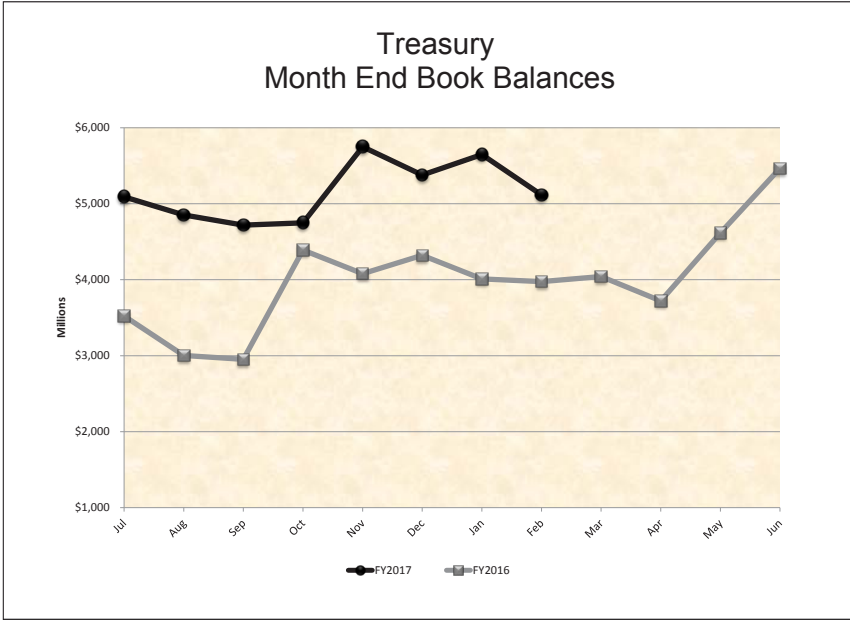
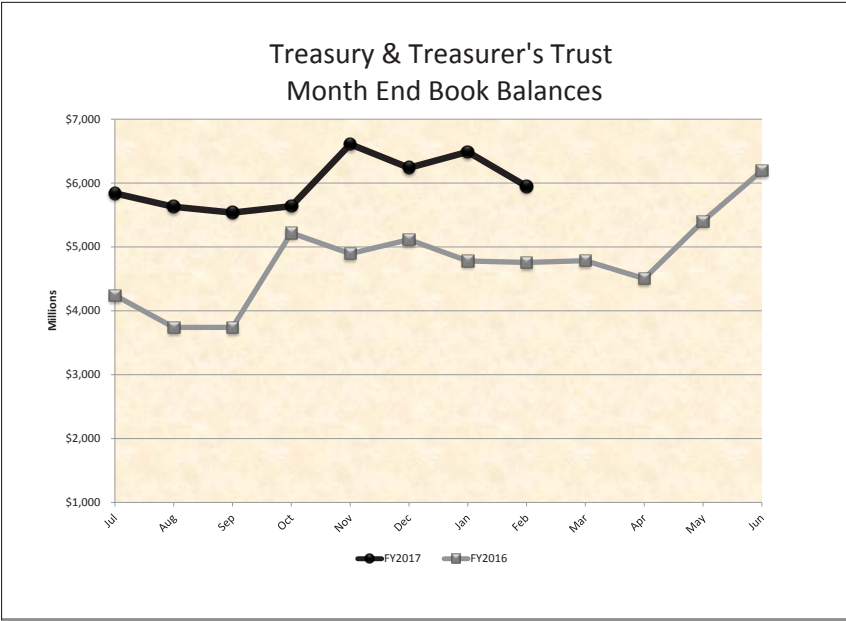
TREASURY, TREASURER'S TRUST AND LGIP FLOW CHART

The State Treasurer is charged with the cash management of public funds, which includes two categories of state funds and accounts: (1) funds and accounts located in the state treasury, which are subject to legislative appropriation; and (2) Treasurer's trust funds, which are accounts placed in the custody of the State Treasurer, and not typically subject to legislative appropriation. Funds within these accounts are comingled for investment and cash management purposes.

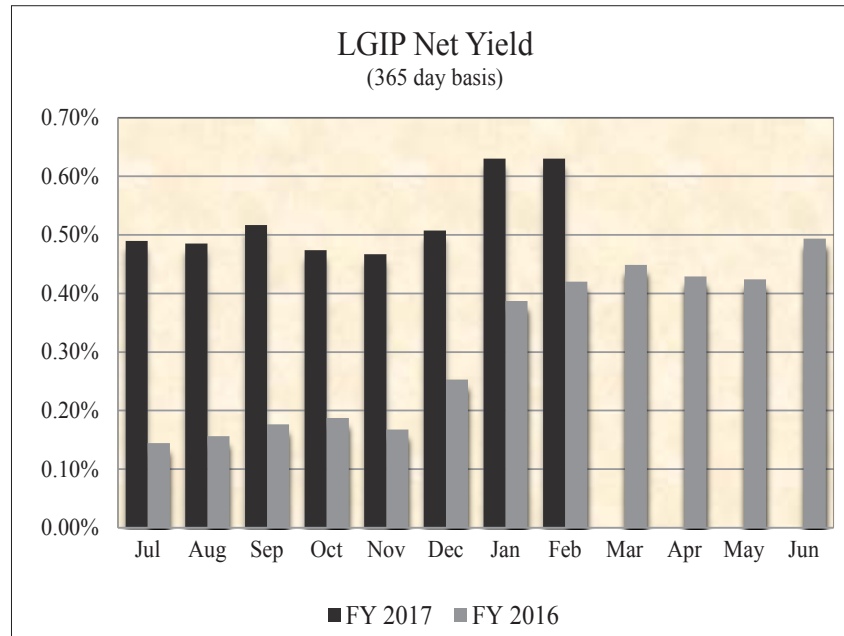
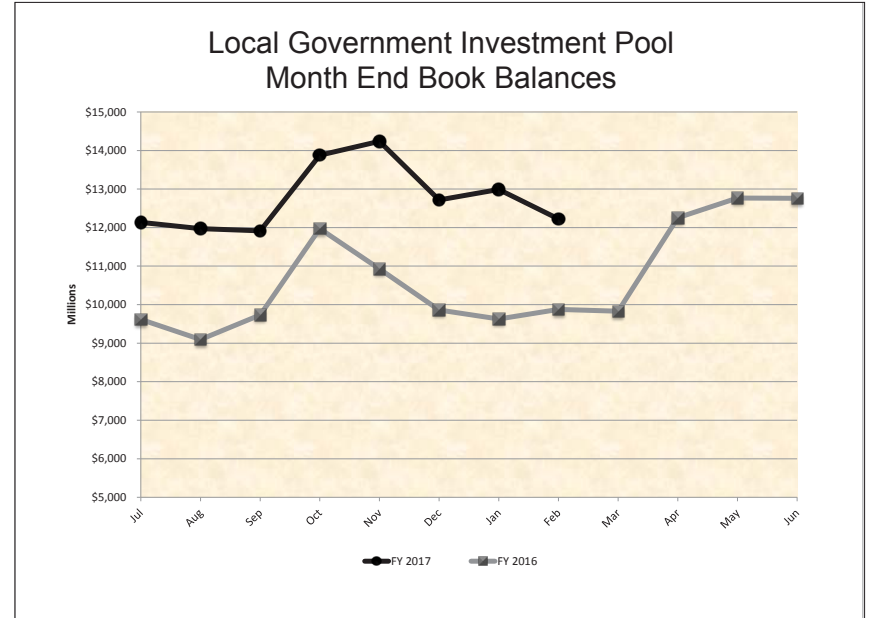
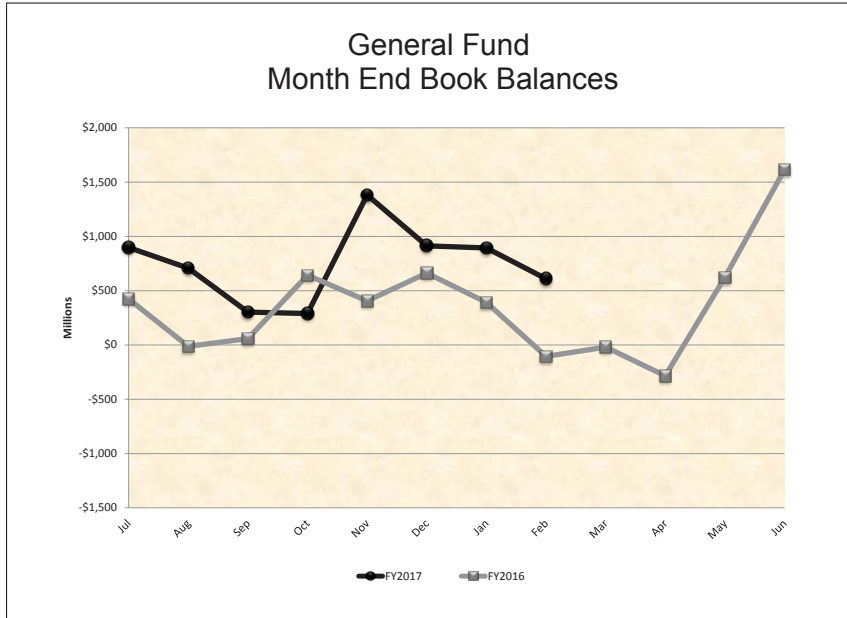
This flow chart describes the structure of the Treasury and Treasurer's Trust Accounts. Month end balances of these accounts are shown on pages 4 and 5.



TREASURY & TREASURER'S TRUST AND TREASURY AND TREASURER'S TRUST CHART



GENERAL FUND AND LOCAL GOVERNMENT INVESTMENT POOL CHARTS



RECEIPTS AND DISBURSEMENTS FOR TREASURY FUNDS

		February 1, 2017	February 2017		February 28, 2017		
		Beginning Book Balance	Plus Receipts	Less Disbursements	Ending Book Balance	Outstanding Warrants	Ending Cash Balance
GENERAL FUND							
001	General	\$ 893,662,645.53	\$ 2,491,622,926.45	\$ 2,775,663,371.83	\$ 609,622,200.15	\$ 21,995,428.71	\$ 631,617,628.86
018	Millersylvania Park Current	5,210.50	5,210.50	5,210.50
01E	Geothermal	159.89	159.89	159.89
01N	Institutional Impact	19,144.72	19,144.72	19,144.72
02P	Flood Control Assistance	2,216,723.73	36,631.73	2,180,092.00	5,611.45	2,185,703.45
031	State Investment Board Expense	3,166,103.15	1,617,414.03	1,963,877.05	2,819,640.13	10,264.18	2,829,904.31
032	State Emergency Water Projects Revolving	221,616.92	221,616.92	221,616.92
03A	Excess Earnings
03L	County Criminal Justice Assistance	2,130,035.56	33,855.45	174,170.01	1,989,721.00	2,334.25	1,992,055.25
03M	Municipal Criminal Justice Assistance	316,132.82	2,216.03	61,264.35	257,084.50	933.65	258,018.15
04L	Public Health Services	6.18	6.18	6.18
051	State and Local Improvements Revolving	26,744.33	26,744.33	26,744.33
055	State & Local Improve Revolving (Waste Disp Facilities, 1980)	2,639.01	2,639.01	2,639.01
05C	Criminal Justice Treatment	8,801,781.93	996.56	486,759.34	8,316,019.15	1,993.12	8,318,012.27
05M	Tourism Development and Promotion
070	Outdoor Recreation	3,742,630.23	1,500.00	1,122,384.78	2,621,745.45	2,621,745.45
072	State & Local Improve Revolving (Water Supply Facilities)	734,874.79	12,294.53	722,580.26	722,580.26
09C	Farm and Forest	1,119,007.88	39,211.20	1,079,796.68	1,079,796.68
09G	Riparian Protection	(4,112,667.34)	4,414,769.64	302,102.30
09R	Economic Development Strategic Reserve	5,030,556.64	331,822.87	4,698,733.77	4,698,733.77
10K	Veterans Innovation Program	103,740.40	103,740.40	103,740.40
10P	Columbia River Basin Water Supply Development	10,265,597.43	5,584.42	349,761.18	9,921,420.67	96.35	9,921,517.02
10R	Energy Freedom	201,309.18	50.89	201,360.07	201,360.07
10T	Hood Canal Aquatic Rehabilitation Bond
11F	Reinvesting in Youth	5.98	5.98	5.98
11N	Heritage Barn Preservation
11W	Water Quality Capital	34,227.10	34,227.10	34,227.10
125	Site Closure	28,365,603.88	67,158.00	4,287.59	28,428,474.29	28,428,474.29
12B	Green Energy Incentive
12J	Boating Activities	10,000.00	10,000.00	10,000.00
12K	Puget Sound Scientific Research
12R	Independent Youth Housing
12W	Veterans Conservation Corps
14B	Budget Stabilization	592,964,131.69	307,737.15	492,898.00	592,778,970.84	1,189.84	592,780,160.68
14C	Puget Sound Recovery
14H	Community Preservation & Development Auth	8,750.00	8,750.00	8,750.00
14L	Streamlined Sales & Use Tax Mitigation	14,782,764.05	14,782,764.05	14,782,764.05
15C	WA Community Tech Opportunity
15F	Local Public Safety Enhancement
15J	Building Communities

RECEIPTS AND DISBURSEMENTS FOR TREASURY FUNDS

		February 1, 2017	February 2017		February 28, 2017		
		Beginning Book Balance	Plus Receipts	Less Disbursements	Ending Book Balance	Outstanding Warrants	Ending Cash Balance
GENERAL FUND (Continued)							
15K	Columbia River Water Delivery	\$ 16,173.66	\$	\$	\$ 16,173.66	\$	\$ 16,173.66
15R	Evergreen Job Training
16V	Water Rights Processing	62,138.55	4,591.38	6,058.95	60,670.98	60,670.98
177	Judicial Retirement Administrative
17C	Opportunity Express Account	62,171.42	62,171.42	62,171.42
17E	State Efficiency and Restructuring
17F	Washington Opportunity Pathways	46,201,375.68	8,902,262.37	6,631,028.23	48,472,609.82	21.60	48,472,631.42
17K	Basic Health Plan Stabilization
18H	Opportunity Expansion	326.64	326.64	326.64
18T	Child and Family Reinvestment	7,218,960.64	7,218,960.64	7,218,960.64
19K	Yakima Integrated Plan Implementation
19L	Charter Schools Oversight	229,385.79	15,186.54	43,979.26	200,593.07	200,593.07
19N	Diesel Idle Reduction
20C	Yakima Integrated Plan Implementation Taxable Bond
20F	Invest in Washington
20L	Early Start
20S	Behavioral Health Innovation	5,967,375.00	264,355.74	5,703,019.26	5,703,019.26
21B	Chehalis Basin
21D	Dairy Nutrient Infrastructure
244	Habitat Conservation	9,244,222.57	287,527.11	8,956,695.46	8,956,695.46
253	Education Construction	3,763,721.29	(64,018.50)	287,880.50	3,411,822.29	3,411,822.29
285	Growth Management Planning and Environmental Review
291	Education Savings
355	State Taxable Building Construction	36,942,276.06	1,331,228.51	35,611,047.55	35,611,047.55
359	School Constr & Skill Ctrs Bldg	30,759.41	9,777.98	20,981.43	20,981.43
488	Special Personnel Litigation Revolving	43,000.00	43,000.00	43,000.00
489	Pension Funding Stabilization
548	LEOFF System Plan 2 Expense	44,782.12	93,049.50	95,791.86	42,039.76	296.51	42,336.27
563	Columbia River Crossing Project
828	Tobacco Prevention and Control	1,614,902.92	844.39	8,598.00	1,607,149.31	1,607,149.31
830	Agricultural College Trust Management	1,292,644.38	299.99	156,484.23	1,136,460.14	1,171.07	1,137,631.21
TOTAL GENERAL FUND		\$ 1,676,553,692.31	\$ 2,507,026,424.29	\$ 2,790,163,547.13	\$ 1,393,416,569.47	\$ 22,019,340.73	\$ 1,415,435,910.20
SPECIAL REVENUE FUNDS							
002	Hospital Data Collection	\$ 74,787.94	\$ (6,939.52)	\$ 9,557.60	\$ 58,290.82	\$	\$ 58,290.82
003	Architects' License	855,430.68	32,558.32	37,600.00	850,389.00	285.31	850,674.31
007	Winter Recreational Program	1,869,032.43	414,514.00	204,177.64	2,079,368.79	5,253.90	2,084,622.69
014	Forest Development	8,452,408.23	1,203.06	501,317.36	7,952,293.93	12,780.33	7,965,074.26
01B	ORV & Non-Highway Vehicle Account	1,518,051.69	602,613.54	325,321.43	1,795,343.80	9,082.57	1,804,426.37
01M	Snowmobile	4,024,166.16	861,629.12	409,659.59	4,476,135.69	44,155.24	4,520,290.93

RECEIPTS AND DISBURSEMENTS FOR TREASURY FUNDS

		February 1, 2017	February 2017		February 28, 2017		
		Beginning Book Balance	Plus Receipts	Less Disbursements	Ending Book Balance	Outstanding Warrants	Ending Cash Balance
SPECIAL REVENUE FUNDS (Continued)							
024	Professional Engineers'	\$ 2,278,088.38	\$ 167,132.00	\$ 160,581.33	\$ 2,284,639.05	\$ 2,054.00	\$ 2,286,693.05
026	Real Estate Commission	4,217,934.96	452,512.48	488,226.04	4,182,221.40	5,636.25	4,187,857.65
027	Reclamation	4,256,295.28	95,195.95	236,647.89	4,114,843.34	1,561.19	4,116,404.53
02A	Surveys and Maps	1,053,542.11	42,071.39	142,024.24	953,589.26	1,040.78	954,630.04
02G	Health Professions	15,187,497.36	4,218,497.58	6,074,280.53	13,331,714.41	81,544.44	13,413,258.85
02H	Business Enterprises Revolving	589,549.04	85,785.97	54,637.45	620,697.56	2,044.82	622,742.38
02J	Certified Public Accountants'	2,450,095.40	175,243.54	107,813.59	2,517,525.35	530.07	2,518,055.42
02K	Death Investigations	1,424,998.79	690,532.91	817,226.29	1,298,305.41	1,636.36	1,299,941.77
02M	Essential Rail Assistance	518,041.64	9,861.94	735.60	527,167.98	527,167.98
02N	Parkland Acquisition	33,417.80	33,417.80	33,417.80
02R	Aquatic Lands Enhancement	10,142,200.53	868.29	484,056.41	9,659,012.41	55,490.59	9,714,503.00
02W	Timber Tax Distribution	5,913,489.83	2,444,519.03	6,681,149.29	1,676,859.57	2,023.87	1,678,883.44
030	Landowner Contingency Forest Fire Suppression	3,638,909.84	3.09	83,772.60	3,555,140.33	3,555,140.33
039	Aeronautics	1,150,526.90	273,518.09	260,021.35	1,164,023.64	66,357.96	1,230,381.60
03B	Asbestos	786,574.56	25,200.00	52,836.10	758,938.46	663.50	759,601.96
03C	Emergency Medical Services and Trauma Care System Trust	11,588,191.95	833,880.94	1,509,931.79	10,912,141.10	102,916.50	11,015,057.60
03F	Enhanced 911	6,896,469.65	2,167,774.18	3,590,357.03	5,473,886.80	110,984.57	5,584,871.37
03N	Business License	5,517,235.41	5,176,869.00	4,781,254.86	5,912,849.55	122,639.54	6,035,489.09
03P	Fire Service Trust	428,094.54	10,603.00	181.18	438,516.36	438,516.36
03R	Safe Drinking Water	2,289,976.98	1,407,136.85	351,555.33	3,345,558.50	7,950.69	3,353,509.19
041	Resource Management Cost	21,752,534.49	13,859.52	(5,600,329.85)	27,366,723.86	49,605.64	27,416,329.50
042	Charitable, Educational, Penal, and Reformatory Institutions	6,374,121.59	3,514.70	(296,799.16)	6,674,435.45	6,674,435.45
044	Waste Reduction, Recycling, and Litter Control	2,740,092.42	414,168.74	301,830.24	2,852,430.92	14,936.65	2,867,367.57
045	State Vehicle Parking	(57,524.07)	286,795.91	500,451.09	(271,179.25)	(271,179.25)
048	Marine Fuel Tax Refund	324,130.69	545.16	500.00	324,175.85	324,175.85
04E	Uniform Commercial Code	1,841,993.19	61,329.50	113,573.06	1,789,749.63	1,789,749.63
04H	Surface Mining Reclamation	856,043.28	91.23	(12,954.52)	869,089.03	869,089.03
04M	Recreational Fisheries Enhancement	906,924.25	(21,065.78)	100,607.31	785,251.16	101.96	785,353.12
04R	Drinking Water Assistance	29,285,626.81	504,335.42	4,432,550.75	25,357,411.48	80,823.15	25,438,234.63
04V	Vehicle License Fraud	4,640.01	3,677.57	7,996.14	321.44	321.44
04W	Waterworks Operator Certification	1,048,702.03	132,311.40	121,717.22	1,059,296.21	438.00	1,059,734.21
058	Public Works Assistance	27,230,415.03	1,751,320.40	2,213,625.32	26,768,110.11	546.88	26,768,656.99
05H	Disaster Response	(23,023,985.21)	5,608.70	2,857,101.80	(25,875,478.31)	46,716.51	(25,828,761.80)
05R	Drinking Water Assistance Administrative	5,381,954.20	5,784.70	44,992.06	5,342,746.84	5,342,746.84
05W	State Drought Preparedness	2,753,780.07	112.27	16,998.36	2,736,893.98	2,736,893.98
06A	Salmon Recovery	23,102.84	(4,140.50)	27,243.34	27,243.34
06G	Real Estate Appraiser Commission	483,917.51	68,842.80	78,238.00	474,522.31	474,522.31
06K	Lead Paint	83,479.99	4,075.00	220.25	87,334.74	87,334.74
06L	Business and Professions	6,867,896.39	782,132.21	604,956.89	7,045,071.71	12,215.87	7,057,287.58
06R	Real Estate Research	1,072,001.31	21,920.00	377.00	1,093,544.31	1,093,544.31

RECEIPTS AND DISBURSEMENTS FOR TREASURY FUNDS

		February 1, 2017	February 2017		February 28, 2017		
		Beginning Book Balance	Plus Receipts	Less Disbursements	Ending Book Balance	Outstanding Warrants	Ending Cash Balance
SPECIAL REVENUE FUNDS (Continued)							
06T	License Plate Technology	\$ 1,037,970.81	\$ 102,771.39	\$ (430.64)	\$ 1,141,172.84	\$ 177.83	\$ 1,141,350.67
071	Warm Water Game Fish	40,290.21	59,993.60	83,141.12	17,142.69	17,142.69
07C	Vessel Response	6,000.00	425.00	6,425.00	6,425.00
07W	Domestic Violence Prevention	1,562,162.40	81,217.85	75,324.08	1,568,056.17	8,217.58	1,576,273.75
080	Grade Crossing Protective	242,589.43	143.29	242,732.72	242,732.72
081	State Patrol Highway	35,221,437.93	14,351,584.71	17,113,340.87	32,459,681.77	158,281.52	32,617,963.29
082	Motorcycle Safety Education	2,218,723.90	155,606.15	97,832.93	2,276,497.12	129.44	2,276,626.56
084	Building Code Council	207,221.15	24,397.59	42,237.71	189,381.03	184.42	189,565.45
086	Fire Service Training	5,656,161.20	33,971.00	412,065.33	5,278,066.87	19,259.91	5,297,326.78
087	Park Land Trust Revolving	2,193,106.05	90,734.73	131,740.94	2,152,099.84	5,910.61	2,158,010.45
08A	Education Legacy Trust	160,979,780.63	19,109,154.82	16,112,971.33	163,975,964.12	127,563.38	164,103,527.50
08G	Flexible Spending Administrative	2,719,812.39	52,161.22	53,302.62	2,718,670.99	2,718,670.99
08H	Military Department Rental and Lease	1,659,943.14	24,494.38	10,004.05	1,674,433.47	587.50	1,675,020.97
08K	Problem Gambling	564,591.10	33,282.12	19,486.73	578,386.49	1,440.00	579,826.49
08M	Small City Pavement and Sidewalk	2,117,640.30	77,951.03	73,788.13	2,121,803.20	2,121,803.20
08R	Waste Tire Removal	6,509,669.43	297,815.12	81,881.31	6,725,603.24	6,725,603.24
094	Transportation Infrastructure	6,796,038.18	56,226.77	1,509.56	6,850,755.39	6,850,755.39
095	Electrical License	9,640,939.67	1,966,391.58	1,805,557.60	9,801,773.65	23,064.86	9,824,838.51
096	Highway Infrastructure	1,110,986.06	576.58	34,413.88	1,077,148.76	10,499.34	1,087,648.10
097	Recreational Vehicle	2,845,090.16	33,363.27	15,297.55	2,863,155.88	3.00	2,863,158.88
099	Puget Sound Capital Construction	14,154,824.28	1,078,333.21	2,951,084.88	12,282,072.61	860.52	12,282,933.13
09E	Freight Mobility Investment	9,574,864.87	4,986.74	541,426.43	9,038,425.18	9,038,425.18
09F	High-Occupancy Toll Lanes Operations	3,781,279.83	(390.15)	(155,702.72)	3,936,592.40	254.23	3,936,846.63
09H	Transportation Partnership	294,456,156.14	985,224.01	14,260,577.58	281,180,802.57	1,616,411.88	282,797,214.45
09M	Aquatic Invasive Species Enforcement	389,598.71	1,045.03	2,905.47	387,738.27	0.50	387,738.77
09N	Aquatic Invasive Species Prevention	191,303.42	697.74	27,814.23	164,186.93	1.50	164,188.43
09P	City-County Assistance	1,574,901.12	1,027,780.78	13,663.22	2,589,018.68	111.33	2,589,130.01
09T	Washington Main Street Trust Fund	58,694.34	58,694.34	58,694.34
102	Rural Arterial Trust	16,007,479.71	1,522,928.40	2,080,810.03	15,449,598.08	7.00	15,449,605.08
104	State Wildlife	21,892,590.53	1,128,506.17	4,434,052.53	18,587,044.17	169,184.60	18,756,228.77
106	Highway Safety	42,335,362.26	10,521,293.24	9,270,745.56	43,585,909.94	123,066.63	43,708,976.57
107	Liquor Excise Tax	4,584,969.43	2,680,264.81	64,657.29	7,200,576.95	7,200,576.95
108	Motor Vehicle	246,202,059.34	61,589,731.02	113,005,897.84	194,785,892.52	4,633,174.79	199,419,067.31
109	Puget Sound Ferry Operations	38,173,624.15	9,733,053.98	19,323,011.92	28,583,666.21	268,655.23	28,852,321.44
10A	Aquatic Algae Control	356,306.64	2,090.02	10,102.65	348,294.01	1.00	348,295.01
10B	Home Security Fund	15,985,036.78	1,546,490.33	1,287,656.40	16,243,870.71	16,243,870.71
10G	Water Rights Tracking System	543,406.90	1,294.90	544,701.80	544,701.80
110	Special Wildlife	5,035,722.63	35,053.12	61,621.46	5,009,154.29	215.90	5,009,370.19
111	Public Service Revolving	13,064,500.52	(836,429.70)	1,433,411.97	10,794,658.85	99,617.18	10,894,276.03
113	Common School Construction	103,116,191.35	(3,534,927.17)	2,420,746.83	97,160,517.35	206.56	97,160,723.91

RECEIPTS AND DISBURSEMENTS FOR TREASURY FUNDS

	February 1, 2017		February 2017		February 28, 2017		
	Beginning Book Balance		Plus Receipts	Less Disbursements	Ending Book Balance	Outstanding Warrants	Ending Cash Balance
SPECIAL REVENUE FUNDS (Continued)							
116 Basic Data	\$ 87,940.00	\$	\$	\$	\$ 87,940.00	\$	\$ 87,940.00
119 Unemployment Compensation Administration	(77,582.42)	13,595,949.93	13,542,496.60	(24,129.09)	2,207,500.18	2,183,371.09	
11B Regional Mobility Grant Program	44,444,077.08	24,209.94	1,777,561.82	42,690,725.20	42,690,725.20	
11E Freight Mobility Multimodal	10,864,984.70	5,630.69	10,870,615.39	10,870,615.39	
11H Forest and Fish Support	6,910,771.45	391,043.39	1,063,738.14	6,238,076.70	6,238,076.70	
11K Washington Auto Theft Prevention Authority	(761,121.65)	428,200.16	234,697.73	(567,619.22)	715.26	(566,903.96)	
120 Administrative Contingency	10,825,030.55	1,017,250.07	2,515,568.13	9,326,712.49	13,653.09	9,340,365.58	
12C Affordable Housing For All	3,009,116.31	374,253.88	563,272.28	2,820,097.91	2,820,097.91	
12M Charitable Organization Education	1,365,303.59	14,598.00	100,910.74	1,278,990.85	100,614.12	1,379,604.97	
12T Traumatic Brain Injury	1,617,425.27	82,621.95	72,251.00	1,627,796.22	81.45	1,627,877.67	
134 Employment Services Administrative	27,500,503.96	1,510,749.62	933,271.15	28,077,982.43	2,031.24	28,080,013.67	
138 Insurance Commissioner's Regulatory	17,706,625.34	53,772.77	2,369,192.30	15,391,205.81	21,327.79	15,412,533.60	
144 Transportation Improvement	49,924,296.68	7,321,488.73	9,111,439.54	48,134,345.87	525.99	48,134,871.86	
146 Firearms Range	1,363,807.60	28,794.00	358.39	1,392,243.21	1,392,243.21	
14A Wildlife Rehabilitation	635,198.03	11,361.22	10,652.40	635,906.85	2.92	635,909.77	
14G Ballast Water Management	23,500.00	23,500.00	23,500.00	
14M Financial Fraud & ID Theft	985,814.37	72,740.00	52,286.36	1,006,268.01	1,006,268.01	
14R Military Active State Service	
14V Ignition Interlock Device	3,425,515.56	193,000.00	245,200.07	3,373,315.49	43,576.98	3,416,892.47	
150 Low-Income Weatherization/ Structural Rehabilitation Assistance	2,436,224.05	1,251.36	1,417.00	2,436,058.41	2,436,058.41	
153 Rural Mobility Grant Program	4,873,101.65	2,813.06	1,040,718.95	3,835,195.76	261,338.00	4,096,533.76	
154 New Motor Vehicle Arbitration	2,352,861.32	52,689.00	38,866.22	2,366,684.10	156.21	2,366,840.31	
158 Aquatic Land Dredged Material Disposal Site	417,660.73	1,125.00	416,535.73	416,535.73	
159 Parks Improvement	1,072,343.38	5,302.87	4,734.95	1,072,911.30	109.00	1,073,020.30	
15H Cleanup Settlement	52,969,061.06	27,543.20	1,384,712.80	51,611,891.46	3,421.97	51,615,313.43	
15M Biotoxin	143,525.94	15,774.00	79,594.86	79,705.08	98.07	79,803.15	
15P Energy Recovery Act	7,536,674.99	4,160.54	7,540,835.53	7,540,835.53	
160 Wood Stove Education and Enforcement	643,190.88	18,810.00	34,022.28	627,978.60	627,978.60	
162 Farm Labor Contractor	68,611.63	1,085.00	69,696.63	69,696.63	
167 Natural Resources Conservation Areas Stewardship	296,222.65	1.55	21.00	296,203.20	296,203.20	
16A Judicial Stabilization Trust	1,271,790.44	389,464.58	794,028.30	867,226.72	867,226.72	
16J SR 520 Corridor	145,264,434.48	12,524,276.61	18,853,155.37	138,935,555.72	4,401.48	138,939,957.20	
16M Appraisal Management Company	439,733.58	4,800.00	6,349.81	438,183.77	438,183.77	
16P Marine Resources Stewardship Trust	445,882.25	230.33	34,916.10	411,196.48	411,196.48	
16W Hospital Safety Net Assessment	95,896,687.29	9,639,542.31	11,782,324.48	93,753,905.12	93,753,905.12	
172 Basic Health Plan Trust	1,081,232.58	1,081,232.58	1,081,232.58	
173 State Toxics Control	41,739,203.71	6,272,939.08	5,195,065.94	42,817,076.85	360,709.14	43,177,785.99	
174 Local Toxics Control	36,519,756.22	4,511,411.28	1,897,943.38	39,133,224.12	65,906.00	39,199,130.12	
176 Water Quality Permit	12,305,164.11	2,862,653.75	1,838,369.76	13,329,448.10	25,300.55	13,354,748.65	
17B Home Visiting Services	4,763,449.12	581,165.32	1,292,743.50	4,051,870.94	4,051,870.94	

RECEIPTS AND DISBURSEMENTS FOR TREASURY FUNDS

	February 1, 2017		February 2017		February 28, 2017		
	Beginning Book Balance		Plus Receipts	Less Disbursements	Ending Book Balance	Outstanding Warrants	Ending Cash Balance
SPECIAL REVENUE FUNDS (Continued)							
17N Complete Streets Grant Program	\$	\$	\$	\$	\$	\$	\$
17P SR520 Civil Penalties	7,245,919.37		(6,299.20)	190,447.99	7,049,172.18		7,049,172.18
17T Health Benefit Exchange	(1,841,772.67)		(6,712.00)		(1,848,484.67)		(1,848,484.67)
17W Limousine Carriers	42,937.55		225.00		43,162.55		43,162.55
182 Underground Storage Tank	958,582.47		88,786.66	156,120.81	891,248.32	454.09	891,702.41
186 County Arterial Preservation	935,062.20		1,169,209.73	1,152,548.12	951,723.81	109.20	951,833.01
18J Capital Vessel Replacement	1,195,605.62		5,580,215.60	(8,367.30)	6,784,188.52	266.71	6,784,455.23
18L Hydraulic Project Approval	133,633.25		21,450.00	(37,620.04)	192,703.29	2,250.00	194,953.29
199 Biosolids Permit	1,590,890.09		30,974.24	62,979.17	1,558,885.16	272.37	1,559,157.53
19A Medicaid Fraud Penalty	23,128,536.92		165.74	332,575.47	22,796,127.19	2,078.79	22,798,205.98
19C Forest Practice Application	672,084.74		37.11	(2,114.12)	674,235.97		674,235.97
19G Environmental Legacy Stewardship	38,278,469.08		282.86	3,702,131.56	34,576,620.38	3,382.69	34,580,003.07
19T DOL Technology Improvement and Data Management	736,495.10				736,495.10		736,495.10
200 Regional Fisheries Enhancement Salmonid Recovery	(84,452.52)		40,252.51	21,339.52	(65,539.53)		(65,539.53)
201 Department of Licensing Services	1,404,272.24		206,566.68	333,571.93	1,277,266.99	45.79	1,277,312.78
202 Medical Test Site Licensure	(807,780.42)		9,536.74	55,161.49	(853,405.17)	748.10	(852,657.07)
203 Passenger Ferry	27.39				27.39		27.39
204 Volunteer Fire Fighters' and Reserve Officers' Administrative	1,270,647.94		670.84	29,978.68	1,241,340.10		1,241,340.10
207 Hazardous Waste Assistance	1,492,146.57		1,796.55	273,146.81	1,220,796.31	510.73	1,221,307.04
20B Brownfield Redevelopment Trust Fund							
20H Connecting Washington	340,169,275.29		30,300,091.80	13,125,242.58	357,344,124.51	967,984.55	358,312,109.06
20J Electric Vehicle Charging Infrastructure	1,004,290.07		521.21		1,004,811.28		1,004,811.28
20M Puget Sound Taxpayer Accountability							
20N Transportation Future Funding Program							
20R Radioactive Mixed Waste	3,196,352.54		513.53	655,306.04	2,541,560.03	1,792.73	2,543,352.76
20T PLIA Underground Storage Tank Revolving	2,315,415.98		1,209.92	29,851.78	2,286,774.12		2,286,774.12
20V Economic Gardening Pilot Project							
215 Special Category C	3,715,888.79		(101,549.60)		3,614,339.19		3,614,339.19
216 Air Pollution Control	1,827,058.50		166,146.37	115,700.64	1,877,504.23	1,313.94	1,878,818.17
217 Oil Spill Prevention	4,524,935.61		151,605.36	430,690.25	4,245,850.72	2,638.35	4,248,489.07
218 Multimodal Transportation	107,582,440.18		12,389,658.52	26,743,003.05	93,229,095.65	615,128.67	93,844,224.32
222 Freshwater Aquatic Weeds	752,535.21		21,459.00	36,254.22	737,739.99	860.44	738,600.43
223 State Oil Spill Response	8,086,444.96		39,516.22	1,248.25	8,124,712.93	29.00	8,124,741.93
234 Public Works Administration	13,010,107.12		325,110.00	306,280.37	13,028,936.75	9,231.93	13,038,168.68
235 Youth Tobacco & Vapor Product Prevention	1,588,002.85		98,917.51	103,333.22	1,583,587.14	3,365.00	1,586,952.14
237 Recreation Access Pass	1,010,554.40		175,592.60	27,033.06	1,159,113.94	180.00	1,159,293.94
260 University of Washington Operating Fees	2.95		120.59		123.54		123.54
262 Manufactured Home Installation Training	436,311.76		13,865.61	17,769.22	432,408.15	18.57	432,426.72
263 Community and Economic Development Fee	2,187,248.92		8,820.00	54,029.65	2,142,039.27	22,587.25	2,164,626.52
267 Recreation Resources	12,408,901.59		777,082.12	(963,567.57)	14,149,551.28	141.95	14,149,693.23

RECEIPTS AND DISBURSEMENTS FOR TREASURY FUNDS

		February 1, 2017	February 2017		February 28, 2017		
		Beginning Book Balance	Plus Receipts	Less Disbursements	Ending Book Balance	Outstanding Warrants	Ending Cash Balance
SPECIAL REVENUE FUNDS (Continued)							
268	Nonhighway and Off-Road Vehicle Activities (NOVA) Program	\$ 6,752,875.81	\$ 910,013.81	\$ 600,424.81	\$ 7,062,464.81	\$ 183,186.88	\$ 7,245,651.69
269	Parks Renewal and Stewardship	26,688,943.96	3,675,338.53	5,144,956.68	25,219,325.81	136,528.87	25,355,854.68
271	Washington State University Operating Fees
275	Central Washington University Operating Fees
277	State Agency Parking	249,473.63	9,845.00	7,885.17	251,433.46	105.00	251,538.46
296	Columbia River Basin Water Supply Rev Recovery	3,019,646.13	8,916.54	139.29	3,028,423.38	3,028,423.38
315	Dedicated Marijuana Fund	150,495,753.54	25,496,213.25	3,232,805.69	172,759,161.10	79,842.56	172,839,003.66
319	Public Health Supplemental	2,299,518.56	1,804.66	113,246.27	2,188,076.95	495.07	2,188,572.02
404	State Treasurer's Service	7,150,233.71	1,784,968.72	711,501.90	8,223,700.53	1,203.90	8,224,904.43
408	Coastal Protection	949,205.68	100,943.78	3,464.37	1,046,685.09	1,046,685.09
441	Local Government Archives	1,382,310.54	302,249.65	166,537.33	1,518,022.86	6,192.73	1,524,215.59
500	Perpetual Surveillance and Maintenance	45,733,593.75	32,537.69	45,766,131.44	45,766,131.44
507	Oyster Reserve Land	490,339.67	254.16	14,941.04	475,652.79	13.19	475,665.98
511	Tacoma Narrows Toll Bridge	25,788,047.07	(6,422,687.97)	(3,549,177.63)	22,914,536.73	2,632.55	22,917,169.28
513	Derelict Vessel Removal	926,192.87	6,745.03	21,278.84	911,659.06	608.05	912,267.11
532	Washington Housing Trust	10,509,634.38	699,483.86	248,078.76	10,961,039.48	10,961,039.48
535	Alaskan Way Viaduct Replacement Project
549	Election	3,718,838.46	1,940.55	3,720,779.01	3,720,779.01
550	Transportation 2003	(5,809,993.26)	8,811,871.66	15,194,220.71	(12,192,342.31)	1,322.06	(12,191,020.25)
562	Skilled Nursing Facility Safety Net Trust	5,856,776.53	1,613.85	916,572.53	4,941,817.85	4,224.00	4,946,041.85
564	Water Pollution Control Revolving Administration	3,208,370.25	91,573.22	24,796.56	3,275,146.91	3,275,146.91
565	Yakima Integrated Plan Implementation Revenue Recovery	3.58	3.58	3.58
566	Community Forest Trust	51,532.29	26.75	51,559.04	51,559.04
571	Multiuse Roadway Safety	137,154.60	3,598.24	140,752.84	140,752.84
595	I-405 Express Toll Lanes Operations	21,126,125.70	(4,787.28)	(1,264,575.74)	22,385,914.16	1,575.00	22,387,489.16
600	Department of Retirement Systems Expense	6,324,334.08	3,004,551.83	2,379,439.83	6,949,446.08	769.89	6,950,215.97
689	Rural Washington Loan	8,824,820.80	4,655.34	243,954.87	8,585,521.27	8,585,521.27
727	Water Pollution Control Revolving	188,420,756.80	4,959,917.79	32,445,307.51	160,935,367.08	497.59	160,935,864.67
733	Capitol Campus Reserve
777	Prostitution Prevention and Intervention	83,912.88	412.05	323.57	84,001.36	84,001.36
785	State Educational Trust Fund	6,074,233.67	18,042.94	6,092,276.61	754.18	6,093,030.79
818	Youth Athletic Facility	187,165.35	97.13	187,262.48	187,262.48
825	Tobacco Settlement
844	Money-Purchase Retirement Savings Administrative
874	OASI Revolving	154,627.59	11,612.03	143,015.56	143,015.56
887	Public Facilities Construction Loan Revolving	22,374,931.67	178,351.81	317,903.12	22,235,380.36	22,235,380.36
888	Deferred Compensation Administrative	1,004,817.29	(52,424.97)	146,708.41	805,683.91	805,683.91
893	Radiation Perpetual Maintenance	339,069.61	175.97	339,245.58	339,245.58
TOTAL SPECIAL REVENUE FUNDS		\$ 2,974,982,219.30	\$ 305,435,094.48	\$ 420,993,809.77	\$ 2,859,423,504.01	\$ 13,275,917.19	\$ 2,872,699,421.20

RECEIPTS AND DISBURSEMENTS FOR TREASURY FUNDS

		February 1, 2017	February 2017		February 28, 2017		
		Beginning Book Balance	Plus Receipts	Less Disbursements	Ending Book Balance	Outstanding Warrants	Ending Cash Balance
DEBT SERVICE FUNDS							
303	Highway Bond Retirement	\$ 163,592,152.90	\$ 61,710,874.10	\$ 131,543,937.79	\$ 93,759,089.21	\$	\$ 93,759,089.21
304	Ferry Bond Retirement	8,373,447.19	1,253,773.67	9,627,220.86	9,627,220.86
305	Transportation Improvement Board Bond Retirement	3,398,025.14	610,255.24	243,000.28	3,765,280.10	3,765,280.10
347	Washington State University Bond Retirement	15,300,688.54	(1,794,479.66)	(237,881.84)	13,744,090.72	13,744,090.72
348	University of Washington Bond Retirement	9,227,819.70	5,553,687.77	(22,007.68)	14,803,515.15	14,803,515.15
380	Debt-Limit General Fund Bond Retirement	8,159.93	6,657.26	1,502.67	1,502.67
381	Debt-Limit Reimbursable Bond Retirement	5.22	10,364.64	10,369.86
382	Nondebt-Limit General Fund Bond Retirement
383	Nondebt-Limit Reimbursable Bond Retirement	453.30	8,888,202.46	8,888,557.37	98.39	98.39
384	Nondebt-Limit Proprietary Appropriated Bond Retirement
385	Nondebt-Limit Proprietary Nonappropriated Bond Retirement
386	Nondebt-Limit Revenue Bond Retirement
389	Toll Facility Bond Retirement	16,404,210.94	3,805,968.12	(16,364,587.50)	36,574,766.56	36,574,766.56
TOTAL DEBT SERVICE FUNDS		\$ 216,304,962.86	\$ 80,038,646.34	\$ 124,068,045.54	\$ 172,275,563.66	\$	\$ 172,275,563.66
CAPITAL PROJECTS FUNDS							
01L	Higher Education Construction	\$	\$	\$	\$	\$	\$
036	Capitol Building Construction	(559,688.89)	(335.61)	(511,625.05)	(48,399.45)	(48,399.45)
056	State Higher Education Construction	2,335.26	1.22	2,336.48	2,336.48
057	State Building Construction	468,055,823.98	(2,862,501.56)	78,707,423.88	386,485,898.54	1,247,431.11	387,733,329.65
060	Community and Technical College Capital Projects	16,292,149.88	4,038,470.98	2,918,943.89	17,411,676.97	17,411,676.97
061	Eastern Washington University Capital Projects	2,324,409.46	1,022,811.80	(71,162.10)	3,418,383.36	3,418,383.36
062	Washington State University Building	1,565,314.95	1,499,713.08	1,751,295.54	1,313,732.49	1,313,732.49
063	Central Washington University Capital Projects	1,597,889.32	98,094.57	198,462.90	1,497,520.99	1,497,520.99
064	University of Washington Building	7,738,847.62	5,501,412.07	626,761.99	12,613,497.70	12,613,497.70
065	Western Washington University Capital Projects	3,957,418.92	1,415,251.20	364,733.72	5,007,936.40	5,007,936.40
066	The Evergreen State College Capital Projects	2,558,871.14	98,602.11	324,347.30	2,333,125.95	2,333,125.95
075	State Social and Health Services Construction	5,371.39	5,371.39	5,371.39
18B	Columbia River Basin Tax Bond Water Supply Development	3,320,829.30	1,723.45	3,322,552.75	3,322,552.75
245	Public Safety Reimbursable Bond	4.12	4.12	4.12
246	Community and Technical College Forest Reserve	1,757,645.11	1,757,645.11	1,757,645.11
289	Thurston County Capital Facilities	5,887,973.37	390,971.67	141,353.19	6,137,591.85	6,137,591.85
357	Gardner-Evans Higher Education Construction	47,329.27	47,329.27	47,329.27
364	Military Department Capital	1,851,499.53	511.55	1,850,987.98	1,850,987.98
TOTAL CAPITAL PROJECTS FUNDS		\$ 516,404,023.73	\$ 11,204,214.98	\$ 84,451,046.81	\$ 443,157,191.90	\$ 1,247,431.11	\$ 444,404,623.01
PERMANENT FUNDS							
04B	Natural Resources Real Property Replacement	\$ 4,632,701.18	\$ 2,395.24	\$ 5,000.00	\$ 4,630,096.42	\$	\$ 4,630,096.42
601	Agricultural Permanent	161,850.06	63,185.89	98,664.17	98,664.17
603	Millersylvania Park Trust	5,439.54	2.82	5,442.36	5,442.36

RECEIPTS AND DISBURSEMENTS FOR TREASURY FUNDS

		February 1, 2017	February 2017		February 28, 2017		
		Beginning Book Balance	Plus Receipts	Less Disbursements	Ending Book Balance	Outstanding Warrants	Ending Cash Balance
PERMANENT FUNDS (Continued)							
604	Normal School Permanent	\$ 76,862.32	\$	\$ (178,148.18)	\$ 255,010.50	\$	\$ 255,010.50
605	Permanent Common School	113,025.05	1,676.99	60,903.72	53,798.32	53,798.32
606	Scientific Permanent	81,855.10	(116,882.31)	198,737.41	198,737.41
607	State University Permanent	94,313.94	(301.69)	94,615.63	94,615.63
851	Developmental Disabilities Community Trust	383,321.17	198.93	383,520.10	383,520.10
TOTAL PERMANENT FUNDS		\$ 5,549,368.36	\$ 4,273.98	\$ (166,242.57)	\$ 5,719,884.91	\$	\$ 5,719,884.91
ENTERPRISE FUNDS							
401	Correctional Industries	\$ 5,545,937.70	\$ 4,979,071.61	\$ 7,069,668.58	\$ 3,455,340.73	\$ 162,453.60	\$ 3,617,794.33
407	Secretary of State's Revolving	10,076,176.41	696,738.91	666,968.63	10,105,946.69	2,127.21	10,108,073.90
578	Lottery Administrative	379,738.10	1,209,531.40	1,119,220.09	470,049.41	4,125.79	474,175.20
608	Accident	16,873,814.20	200,593,420.50	209,795,667.69	7,671,567.01	13,149,577.40	20,821,144.41
609	Medical Aid	26,685,411.96	152,321,716.31	163,690,692.94	15,316,435.33	9,573,718.11	24,890,153.44
610	Accident Reserve	734,044.26	60,804,001.57	60,952,421.95	585,623.88	751,254.62	1,336,878.50
881	Supplemental Pension	6,007,309.17	112,742,933.07	117,938,287.00	811,955.24	1,372,103.63	2,184,058.87
883	Second Injury	6,278,581.03	4,401,909.92	122,678.13	10,557,812.82	18,066.42	10,575,879.24
TOTAL ENTERPRISE FUNDS		\$ 72,581,012.83	\$ 537,749,323.29	\$ 561,355,605.01	\$ 48,974,731.11	\$ 25,033,426.78	\$ 74,008,157.89
INTERNAL SERVICE FUNDS							
006	Public Records Efficiency, Preservation & Access	\$ 2,092,164.20	\$ 217,698.80	\$ 257,708.99	\$ 2,052,154.01	\$ 1,899.04	\$ 2,054,053.05
405	Legal Services Revolving	19,964,789.75	13,641,664.41	10,639,505.37	22,966,948.79	223,039.93	23,189,988.72
410	Transportation Equipment	9,321,166.39	768,230.48	(3,691,678.33)	13,781,075.20	85,819.10	13,866,894.30
415	Personnel Service	3,984,652.55	(480,134.80)	495,227.86	3,009,289.89	1,350.00	3,010,639.89
418	State Health Care Authority Administrative	3,277,757.34	3,600.78	1,413,387.21	1,867,970.91	897.40	1,868,868.31
455	Higher Education Personnel Service	575,473.57	43,772.63	159,489.37	459,756.83	459,756.83
468	OFM Central Service	1,067,000.00	107,000.00	1,174,000.00	1,174,000.00
483	Auditing Services Revolving	1,550,103.82	583,978.69	567,985.21	1,566,097.30	30.04	1,566,127.34
484	Administrative Hearings Revolving	(256,913.62)	1,233,404.61	1,440,321.43	(463,830.44)	3,329.45	(460,500.99)
TOTAL INTERNAL SERVICE FUNDS		\$ 41,576,194.00	\$ 16,119,215.60	\$ 11,281,947.11	\$ 46,413,462.49	\$ 316,364.96	\$ 46,729,827.45
PENSION TRUST FUNDS							
614	Volunteer Firefighters' Relief and Pension Principal	\$ 15,856,033.05	\$ 678,090.87	\$ 1,027,928.42	\$ 15,506,195.50	\$ 185,329.65	\$ 15,691,525.15
615	State Patrol - Plan 1	1,117,037.76	6,483,286.41	6,496,702.59	1,103,621.58	61,006.72	1,164,628.30
616	Judges' Retirement	722,862.77	378.90	32,934.22	690,307.45	690,307.45
630	State Patrol - Plan 2	383,085.78	536,831.84	530,203.31	389,714.31	389,714.31
631	Public Employees' Retirement System Plan 1	9,941,518.23	151,043,891.55	150,818,739.23	10,166,670.55	1,833,639.41	12,000,309.96
632	Teachers' Retirement System Plan 1	7,734,105.03	105,819,104.87	105,881,380.35	7,671,829.55	886,859.92	8,558,689.47
633	School Employees' Retirement System Combined Plan 2 & 3	3,767,682.81	41,563,412.04	41,651,549.02	3,679,545.83	226,992.12	3,906,537.95
635	Public Safety Employees Retirement System Plan 2	303,206.36	4,998,148.88	5,037,773.73	263,581.51	617.87	264,199.38
641	Public Employees' Retirement System Combined Plan 2 & 3	9,427,802.25	210,949,478.44	210,817,224.43	9,560,056.26	1,263,142.98	10,823,199.24
642	Teachers' Retirement System Combined Plan 2 and 3	9,042,634.21	123,464,282.75	123,433,878.39	9,073,038.57	172,255.78	9,245,294.35

RECEIPTS AND DISBURSEMENTS FOR TREASURY FUNDS

	February 1, 2017		February 2017		February 28, 2017		
	Beginning Book Balance		Plus Receipts	Less Disbursements	Ending Book Balance	Outstanding Warrants	Ending Cash Balance
PENSION TRUST FUNDS (Continued)							
722	Deferred Compensation Principal	\$ 1,565,837.54	\$ 38,337,626.69	\$ 38,018,809.47	\$ 1,884,654.76	\$	\$ 1,884,654.76
729	Judicial Retirement Principal	145,344.27	431,425.43	567,484.73	9,284.97	9,284.97
819	LEOFFS Plan 1 Retirement	2,836,190.37	30,476,332.53	30,385,846.88	2,926,676.02	756,459.43	3,683,135.45
829	LEOFFS Plan 2 Retirement	2,701,616.39	45,371,104.97	45,120,189.41	2,952,531.95	161,657.62	3,114,189.57
882	Washington Judicial Retirement System	8,747,871.98	4,643.88	729,471.43	8,023,044.43	8,023,044.43
	TOTAL PENSION TRUST FUNDS	\$ 74,292,828.80	\$ 760,158,040.05	\$ 760,550,115.61	\$ 73,900,753.24	\$ 5,547,961.50	\$ 79,448,714.74
AGENCY FUNDS							
01P	Suspense	\$ 45,306,217.11	\$ 39,437,460.54	\$ 32,386,514.51	\$ 52,357,163.14	\$ 675,617.99	\$ 53,032,781.13
01R	Undistributed Receipts	1,747,367.75	514,553.07	2,261,920.82	2,261,920.82
01T	Local Leasehold Excise Tax	5,253,127.84	2,334,132.73	7,021,158.39	566,102.18	566,102.18
034	Local Sales and Use Tax
035	State Payroll Revolving	13,384,746.12	440,618,986.89	440,339,691.35	13,664,041.66	2,345,112.15	16,009,153.81
165	Salary Reduction	4,062,897.12	2,991,433.42	3,475,714.34	3,578,616.20	3,578,616.20
768	Local Real Estate Excise Tax	327,954.41	327,954.41
795	State Investment Board Commingled Monthly Bond
865	State Investment Board Commingled Trust	15,462.93	15,462.93
877	OASI Contribution
	TOTAL AGENCY FUNDS	\$ 70,082,310.35	\$ 485,912,029.58	\$ 483,566,495.93	\$ 72,427,844.00	\$ 3,020,730.14	\$ 75,448,574.14
	TOTAL TREASURY FUNDS	\$ 5,648,326,612.54	\$ 4,703,647,262.59	\$ 5,236,264,370.34	\$ 5,115,709,504.79	\$ 70,461,172.41	\$ 5,186,170,677.20

RECEIPTS AND DISBURSEMENTS FOR TREASURER'S TRUST FUNDS

		February 1, 2017	February 2017		February 28, 2017		
		Beginning Book Balance	Plus Receipts	Less Disbursements	Ending Book Balance	Outstanding Warrants	Ending Cash Balance
GENERAL FUND							
06N	Local Tax Administration	\$	\$	\$	\$	\$	\$
07F	Commercial Fisheries Buyback
08B	Foster Care Endowed Scholarship Trust	15,492.62	8.04	15,500.66	15,500.66
08E	Individual Development Account Program	6,326.50	3.28	1,100.00	5,229.78	5,229.78
08N	State Financial Aid	38,424,617.21	30,703,291.18	61,674,546.59	7,453,361.80	6,819.60	7,460,181.40
08T	Transportation Innovative Partnership
10L	Health Insurance Partnership
10V	Invasive Species Council
10W	Family and Medical Leave Enforcement
11M	Poet Laureate	115.55	115.55	115.55
11R	Hospital Infection Control Grant
12L	Outdoor Education and Recreation Prog	873,208.52	98,378.88	774,829.64	774,829.64
12P	Geoduck Aquaculture Research	0.48	0.48	0.48
131	Fair	2,066,354.14	1,073.57	12,022.18	2,055,405.53	6,821.00	2,062,226.53
132	State Trade Fair
14F	Family Leave Insurance	394,938.35	204.97	395,143.32	395,143.32
14N	Legislative Oral History	61,620.70	4,804.80	56,815.90	56,815.90
14P	Skeletal Human Remains Assistance	235,994.33	66,153.06	169,841.27	169,841.27
15B	Food Animal Vet Scholarship
15N	Business Assistance
16F	Washington State Flag	410.96	410.96	410.96
16K	Mortgage Recovery
16R	Multiagency Permitting Team	92,757.54	48.14	92,805.68	92,805.68
17R	Aerospace Training Student Loan	2,678,036.86	31,853.04	8,284.64	2,701,605.26	2,701,605.26
18C	Native Education Public-Private Partnership
18F	High School Completion
18G	Opportunity Scholarship Match Transfer	21,000,000.00	21,000,000.00	21,000,000.00
18K	24/7 Sobriety	14,687.55	173.91	14,861.46	14,861.46
18V	Science, Technology, Engineering and Math Education Lighthouse
19J	Universal Communications Services	4,662,442.00	4,662,442.00	4,662,442.00
19V	Cancer Research Endowment Match Transfer	4,936,083.55	11,240.86	4,924,842.69	4,924,842.69
290	Savings Incentive	2,794,501.32	2,533.24	2,791,968.08	2,791,968.08
447	Information Technology Investment Revolving	15,852,929.73	919,952.61	14,932,977.12	193,883.28	15,126,860.40
490	Regional Transportation Investment District
514	Agricultural Conservation Easements
534	Washington Graduate Fellowship Trust	489.80	489.80	489.80
551	Washington Youth and Families	124,634.31	124,634.31	124,634.31
552	Conservation Assistance Revolving	376,248.05	11,185.00	387,433.05	387,433.05
646	Higher Ed Retirement Plan Supplemental Benefit	14,574.10	1,142,157.25	1,141,865.00	14,866.35	14,866.35
653	Washington Distinguished Professorship Trust

RECEIPTS AND DISBURSEMENTS FOR TREASURER'S TRUST FUNDS

		February 1, 2017	February 2017		February 28, 2017		
		Beginning Book Balance	Plus Receipts	Less Disbursements	Ending Book Balance	Outstanding Warrants	Ending Cash Balance
GENERAL FUND (Continued)							
743	College Faculty Awards Trust	\$ 186.14	\$	\$	\$ 186.14	\$	\$ 186.14
747	Health Professional Loan Repayment & Scholarship Program	9,376,600.50	19,139.07	205,375.43	9,190,364.14	2,245.04	9,192,609.18
748	Higher Education Coord. Board for Innovation and Quality
781	Cross-State Trail	473.10	473.10	473.10
793	Health Insurance Pool
817	Stadium and Exhibition Center Construction
835	Four Year Student Child Care in Higher Education	30,348.35	4,560.02	25,788.33	25,788.33
837	Washington's Promise Scholarship	8.01	0.01	8.02	8.02
TOTAL GENERAL FUND		<u>\$ 104,034,080.27</u>	<u>\$ 31,909,137.46</u>	<u>\$ 64,150,817.31</u>	<u>\$ 71,792,400.42</u>	<u>\$ 209,768.92</u>	<u>\$ 72,002,169.34</u>
SPECIAL REVENUE FUNDS							
01F	Crime Victims' Compensation	\$ 6,397,997.78	\$ 296,108.04	\$	\$ 6,694,105.82	\$	\$ 6,694,105.82
025	Pilotage	1,313,426.23	74,643.65	71,474.21	1,316,595.67	1,316,595.67
03K	Industrial Insurance Premium Refund	4,849,574.85	814,009.71	1,069,550.03	4,594,034.53	2,165.14	4,596,199.67
04F	Real Estate Education Program	619,523.77	304.28	554.00	619,274.05	619,274.05
06H	Oral History, State Library, and Archives	52,457.40	6,198.29	8,416.70	50,238.99	1,583.54	51,822.53
06J	Securities Prosecution	593,484.17	28,175.00	177.71	621,481.46	177.71	621,659.17
07A	Mortgage Lending Fraud Prosecution	435,734.18	23,015.10	47,010.00	411,739.28	47,010.00	458,749.28
07B	Organ and Tissue Donation Awareness	134,755.64	22,948.92	88,292.80	69,411.76	69,411.76
07E	Contract Harvesting Revolving	6,882,114.47	5,247.51	(1,195,905.35)	8,083,267.33	65,882.50	8,149,149.83
07J	"Helping Kids Speak"	5,159.01	1,815.34	5,936.01	1,038.34	1,038.34
07K	Special License Plate Applicant Trust
07L	Legislative International Trade	1,006.94	1,006.94	1,006.94
07N	Produce Railcar Pool	91,802.65	47.65	91,850.30	91,850.30
07T	Commemorative Works	3,277.00	1.70	3,278.70	3,278.70
07V	Fish and Wildlife Enforcement Reward	611,297.45	21,313.47	7,667.09	624,943.83	223.76	625,167.59
08C	Gonzaga University Alumni Association	8,156.03	2,874.67	8,528.33	2,502.37	2,502.37
08F	Lighthouse Environmental Programs	18,020.31	6,657.02	18,193.02	6,484.31	6,484.31
08J	Prescription Drug Consortium	57,036.39	57,036.39	57,036.39
08L	"Ski & Ride Washington"	7,254.56	2,468.66	8,780.33	942.89	942.89
08P	State Parks Education and Enhancement	474,539.29	9,053.32	30,811.25	452,781.36	452,781.36
08V	Veterans Stewardship	1,319,893.47	38,564.54	31,031.94	1,327,426.07	71.72	1,327,497.79
08W	"Washington's National Park Fund"	30,403.23	11,736.67	35,844.66	6,295.24	6,295.24
098	Eastern Washington Pheasant Enhancement	172,108.49	5,278.13	21.07	177,365.55	177,365.55
09A	We Love Our Pets	16,575.92	3,642.33	12,091.35	8,126.90	8,126.90
09B	Boating Safety Education Certification	704,148.90	7,850.00	4,973.84	707,025.06	90.00	707,115.06
09J	Washington Coastal Crab Pot Buoy Tag	184,788.26	375.00	4.19	185,159.07	185,159.07
09K	Life Sciences Discovery	5,231,577.49	3,152.99	342,922.82	4,891,807.66	75.00	4,891,882.66
09L	Nursing Resource Center	60,615.49	45,720.00	2,498.23	103,837.26	435.00	104,272.26
10F	"Share the Road"	26,925.69	6,073.67	21,258.98	11,740.38	11,740.38

RECEIPTS AND DISBURSEMENTS FOR TREASURER'S TRUST FUNDS

	February 1, 2017		February 2017		February 28, 2017		
	Beginning Book Balance		Plus Receipts	Less Disbursements	Ending Book Balance	Outstanding Warrants	Ending Cash Balance
SPECIAL REVENUE FUNDS (Continued)							
11A Employment Training Finance	\$ 299,470.63	\$	2,846.68	\$ 25,800.00	\$ 276,517.31	\$	\$ 276,517.31
11J Electronic Products Recycling	791,093.27		1,089.00	12,299.04	779,883.23	779,883.23
11P Large On-Site Sewage Systems
11V Veteran Estate Management	73,462.37		27,177.20	30,597.08	70,042.49	1,866.04	71,908.53
126 Agricultural Local	16,611,308.91		2,433,917.58	2,496,674.58	16,548,551.91	32,801.77	16,581,353.68
128 Grain Inspection Revolving	8,122,582.13		1,269,403.53	1,225,560.27	8,166,425.39	216,556.22	8,382,981.61
12E Assisted Living Facility Management	578,255.52		173,311.97	404,943.55	404,943.55
12F Manufactured/Mobile Home Dispute Resol	2,409,190.90		35,543.25	35,713.65	2,409,020.50	86.86	2,409,107.36
12G Rockfish Research	299,160.82		2,571.00	11,920.73	289,811.09	183.40	289,994.49
12H Uniformed Service Shared Leave Pool	685,666.28		269.04	(18,130.54)	704,065.86	704,065.86
12N Get Ready For Math & Science Scholarship	11,118.20		1,505.77	12,623.97	12,623.97
133 Children's Trust	533,032.64		2,280.51	2,393.12	532,920.03	532,920.03
14E Washington State Heritage Center	1,746,168.02		488,725.60	399,782.30	1,835,111.32	6,911.71	1,842,023.03
14W Reduced Cigarette Ignition Propensity	490,020.08		255.77	5,142.53	485,133.32	485,133.32
15A Transitional Housing Oper & Rent	891,136.21		400,434.50	490,701.71	490,701.71
15T Broadband Mapping
15V Funeral and Cemetery	628,067.86		166,606.67	58,924.53	735,750.00	388.41	736,138.41
15W Guaranteed Asset Protection Waiver	18,500.00		18,500.00	18,500.00
163 Worker and Community Right to Know	1,959,975.74		28,703.67	209,953.72	1,778,725.69	791.74	1,779,517.43
169 Horse Racing Commission Operating	935,956.79		154,914.42	122,698.31	968,172.90	25,114.47	993,287.37
16B Landscape Architects' License	299,544.55		23,503.85	15,951.02	307,097.38	307,097.38
16E Spec Forest Products Outreach/Education	10,467.36		100.31	10,567.67	10,567.67
16G Universal Vaccine Purchase	9,257,667.53		4,226,052.29	5,836,434.85	7,647,284.97	7,647,284.97
16H Columbia River Salmon/Steelhead Endorsement	811,661.54		14,049.00	41,795.30	783,915.24	783,915.24
16L Accessible Communities	489,198.53		11,367.00	13,968.14	486,597.39	486,597.39
16N Disabled Veterans Assistance
16T Product Stewardship Programs	350,361.11		170,000.00	6,230.95	514,130.16	514,130.16
17H WA Global Health Technologies Product Development	2.06		2.06	2.06
17L Foreclosure Fairness	1,373,527.43		285,500.00	264,531.31	1,394,496.12	28.00	1,394,524.12
17M Individual-Based/Portable Background Check Clearance	240,857.96		20,051.50	23,453.36	237,456.10	603.00	238,059.10
17V Volunteer Firefighters	8,213.33		2,102.33	7,142.33	3,173.33	3,173.33
180 Local Government Administrative Hearings	249,841.80		249,841.80	249,841.80
189 Clarke-McNary
18A Investing In Innovation	194,007.47		8,242.79	185,764.68	185,764.68
18E Educator Certification Processing	1,927,469.83		220,682.00	146,827.90	2,001,323.93	593.00	2,001,916.93
18M Music Matters Awareness	9,176.98		4,218.66	11,010.97	2,384.67	2,384.67
18N Damage Prevention	116,100.00		50.00	116,150.00	116,150.00
18R Seattle Sounders FC	19,950.94		5,014.34	21,861.01	3,104.27	3,104.27
190 Forest Fire Protection Assessment	8,603,943.10		89.69	657,290.35	7,946,742.44	14,754.30	7,961,496.74
193 State Forest Nursery Revolving	1,220,516.78		259.79	40,980.25	1,179,796.32	8,164.19	1,187,960.51

RECEIPTS AND DISBURSEMENTS FOR TREASURER'S TRUST FUNDS

		February 1, 2017	February 2017			February 28, 2017		
		Beginning Book Balance	Plus Receipts	Less Disbursements	Ending Book Balance	Outstanding Warrants	Ending Cash Balance	
SPECIAL REVENUE FUNDS (Continued)								
195	Energy	\$ 13,507.44	\$ 5.88	\$	\$ 13,513.32	\$	\$ 13,513.32	
197	Statute Law Committee Publications	829,780.22	48,130.23	15,438.83	862,471.62	11.70	862,483.32	
198	Access Road Revolving	6,034,885.36	499.47	(462,077.02)	6,497,461.85	11,529.83	6,508,991.68	
19B	School for the Blind	673,392.70	378,815.14	193,472.92	858,734.92	1,503.85	860,238.77	
19E	4-H Program	874.00	322.00	1,239.00	(43.00)	(43.00)	
19F	Seattle Seahawks	154,648.62	41,960.38	185,322.67	11,286.33	11,286.33	
19H	Center for Childhood Deafness and Hearing Loss	474,277.97	24,507.64	498,785.61	498,785.61	
19M	Seattle University	14,123.65	424.67	14,548.32	14,548.32	
19P	Child Rescue	2,158.05	81.24	2,239.29	2,239.29	
19R	Residential Services and Support	
19W	Wolf-Livestock Conflict	292,845.02	292,845.02	292,845.02	
205	Mobile Home Park Relocation	1,728,065.14	28,492.53	8,395.20	1,748,162.47	1,748,162.47	
206	Cost of Supervision	544,508.09	108,940.88	135,502.16	517,946.81	962.79	518,909.60	
209	Regional Fisheries Enhancement Group	1,000,045.75	6,264.87	29,729.39	976,581.23	976,581.23	
20A	State Flower	2,853.66	1,360.34	3,178.00	1,036.00	1,036.00	
20D	CPA Scholarship Transfer	275,000.00	275,000.00	275,000.00	
20E	WA Internet Crimes Against Children	
20G	Washington Farmers and Ranchers	224.00	140.00	336.00	28.00	336.00	364.00	
20K	Licensing & Enforcement System Modernization	890,046.09	87,360.68	4,492.66	972,914.11	6,974.17	979,888.28	
20P	Nursing Facility Quality Enhancement	2,153,466.33	2,153,466.33	2,153,466.33	
20W	Washington Tennis	28.00	168.00	196.00	196.00	
210	Fire Protection Contractor License	768,615.51	21,967.92	49,963.71	740,619.72	140.00	740,759.72	
213	Veterans' Emblem	(139,148.14)	301.00	(164,785.58)	25,938.44	25,938.44	
214	Temporary Worker Housing	320,426.22	13,925.00	16,633.20	317,718.02	317,718.02	
219	Air Operating Permit	289,447.79	626,103.02	73,058.17	842,492.64	861.82	843,354.46	
21A	Washington State Wrestling	672.00	476.00	1,148.00	1,148.00	
21C	Washington Sexual Assault Kit	2,852,584.48	5,383.64	105,983.42	2,751,984.70	2,751,984.70	
225	Fingerprint Identification	5,464,270.00	887,391.07	751,187.81	5,600,473.26	764.17	5,601,237.43	
259	Coastal Crab	111,083.08	740.00	489.31	111,333.77	120.00	111,453.77	
274	Adult Family Home	820,561.41	(33.01)	37,036.16	783,492.24	783,492.24	
281	Impaired Driving Safety	107,510.52	114,628.50	222,139.02	222,139.02	
283	Juvenile Accountability Incentive	83,721.06	43.45	522.24	83,242.27	522.24	83,764.51	
294	Sea Cucumber Dive Fishery	
295	Sea Urchin Dive Fishery	3.42	3.42	3.42	
297	Pipeline Safety	2,130,294.06	29,957.34	207,508.54	1,952,742.86	676.60	1,953,419.46	
298	Geologists'	323,200.81	13,324.38	25,693.36	310,831.83	949.00	311,780.83	
300	Financial Services Regulation	14,329,732.24	4,965,293.53	2,221,500.54	17,073,525.23	28,330.94	17,101,856.17	
320	Puget Sound Crab Pot Buoy Tag	47,373.18	41.16	47,332.02	47,332.02	
328	Crim Justice Training Commis Firing Range Maintenance	51,178.00	51,178.00	51,178.00	
416	Surplus and Donated Food Commodities Revolving	3,109,891.50	1,706,223.72	1,666,331.94	3,149,783.28	34,039.55	3,183,822.83	

RECEIPTS AND DISBURSEMENTS FOR TREASURER'S TRUST FUNDS

	February 1, 2017		February 2017		February 28, 2017						
	Beginning Book Balance		Plus Receipts	Less Disbursements	Ending Book Balance	Outstanding Warrants	Ending Cash Balance				
SPECIAL REVENUE FUNDS (Continued)											
424 Anti-Trust Revolving	\$ 5,298,506.19	\$	484,633.87	\$	614,859.56	\$	5,168,280.50	\$	492,985.77	\$	5,661,266.27
480 Financial Education Public-Private Partnership	31,899.82		2,500.00				34,399.82				34,399.82
485 Horse Racing Owners' Bonus/Breeder Awards	34,609.94		8,229.50		1,726.16		41,113.28		4,122.89		45,236.17
495 Toll Collection	14,584,475.81		12,233,254.67		12,421,250.13		14,396,480.35		41,435.73		14,437,916.08
496 Future Teachers Conditional Scholarship	3,431,449.13		46,788.68		25,162.54		3,453,075.27		10,612.64		3,463,687.91
497 Horse Racing Commission Class C Purse Fund	80,493.59		5,272.86				85,766.45				85,766.45
498 Washington State Council of Fire Fighters Benevolent	22,214.05		10,178.00		26,203.35		6,188.70				6,188.70
499 Law Enforcement Memorial	70,565.37		21,914.68		64,719.68		27,760.37				27,760.37
501 Liquor Revolving	37,531,804.32		7,405,964.01		2,912,769.67		42,024,998.66		265,242.20		42,290,240.86
503 Tuition Recovery	3,268,405.29		21,125.98		2,702.76		3,286,828.51				3,286,828.51
515 DNA Data Base	685,340.06		38,779.28		25,691.51		698,427.83		16,658.57		715,086.40
516 Fruit and Vegetable Inspection	7,958,477.03		1,192,339.59		1,315,325.79		7,835,490.83		7,680.67		7,843,171.50
536 Federal Food Service Revolving	2,223,190.39		4,349,214.24		4,354,835.41		2,217,569.22		64,286.86		2,281,856.08
553 Performance Audits of Government	7,223,715.42		1,506,763.12		1,199,017.06		7,531,461.48		52,468.93		7,583,930.41
561 Community Technical College Innovation	12,056,843.40		398,948.09		593,326.20		11,862,465.29				11,862,465.29
687 Rural Rehabilitation	244,987.20		127.14		10,462.97		234,651.37				234,651.37
688 Federal Local Rail Service Assistance	78,003.34		49.34				78,052.68				78,052.68
731 Child Care Facility Revolving	1,363,429.38		3,357.36				1,366,786.74				1,366,786.74
732 Nursing Home Civil Penalties	1,551,827.07				(21,000.00)		1,572,827.07				1,572,827.07
746 Hanford Area Economic Investment	43,005.56		7,559.82				50,565.38				50,565.38
749 Governor's Interagency Committee of State Employed Women	63,544.21		550.00		20.95		64,073.26				64,073.26
761 Basic Health Plan Subscription	250,744.09						250,744.09				250,744.09
763 Center for the Improvement of Student Learning	35,600.68						35,600.68				35,600.68
773 Commission on Higher Ed Prof Student Ex Program	51,200.00						51,200.00				51,200.00
774 University of Washington License Plate	52,212.97		19,504.34				71,717.31				71,717.31
776 Washington State University License Plate	49,097.94		38,992.32		49,097.94		38,992.32				38,992.32
778 Western Washington University License Plate	886.67		1,416.33				2,303.00				2,303.00
779 Eastern Washington University License Plate	64,670.80		2,431.32				67,102.12				67,102.12
780 School Zone Safety Account	975,001.79		33,141.93		16,121.90		992,021.82				992,021.82
783 Central Washington University License Plate	6,934.66		1,201.67				8,136.33				8,136.33
784 Miscellaneous Transportation Programs	(27,741,826.12)		31,160,013.73		26,765,473.36		(23,347,285.75)		257,420.27		(23,089,865.48)
786 The Evergreen State College License Plate	5,345.37		336.00				5,681.37				5,681.37
789 Advanced Environmental Mitigation Revolving	599,863.39		1,033.86				600,897.25				600,897.25
816 Stadium and Exhibition Center	17,733,576.51		2,640,526.44				20,374,102.95				20,374,102.95
821 Impaired Physician	421,178.54		138,532.00		268,063.07		291,647.47		2,000.00		293,647.47
823 Livestock Nutrient Management	15,172.53				(250.00)		15,422.53				15,422.53
833 Developmental Disabilities Endowment Trust	3,159,387.62		367,828.20		136,120.42		3,391,095.40		96,621.66		3,487,717.06
834 Capitol Furnishings Preservation Committee	74,875.70		5,278.67				80,154.37				80,154.37
878 Federal Forest Revolving	3,191.98		1.65				3,193.63				3,193.63
880 Advance Right-of-Way Revolving	10,072,571.29		240,636.25		739.06		10,312,468.48				10,312,468.48

RECEIPTS AND DISBURSEMENTS FOR TREASURER'S TRUST FUNDS

		February 1, 2017	February 2017		February 28, 2017		
		Beginning Book Balance	Plus Receipts	Less Disbursements	Ending Book Balance	Outstanding Warrants	Ending Cash Balance
SPECIAL REVENUE FUNDS (Continued)							
884	Gambling Revolving	\$ 8,609,426.03	\$ 886,184.52	\$ 1,024,295.30	\$ 8,471,315.25	\$ 4,017.92	\$ 8,475,333.17
885	Plumbing Certificate	722,716.63	89,256.84	59,967.35	752,006.12	200.92	752,207.04
892	Pressure Systems Safety	765,070.92	158,937.83	163,096.79	760,911.96	2,531.44	763,443.40
TOTAL SPECIAL REVENUE FUNDS		\$ 252,100,163.52	\$ 83,672,129.75	\$ 70,044,922.25	\$ 265,727,371.02	\$ 1,832,566.61	\$ 267,559,937.63
PERMANENT FUNDS							
842	American Indian Scholarship Endowment	\$ 295,406.47	\$ 486.92	\$	\$ 295,893.39	\$	\$ 295,893.39
852	Foster Care Scholarship Endowment	3,652.95	1.90	3,654.85	3,654.85
TOTAL PERMANENT FUNDS		\$ 299,059.42	\$ 488.82	\$	\$ 299,548.24	\$	\$ 299,548.24
ENTERPRISE FUNDS							
413	Municipal Revolving	\$ 8,131,724.73	\$ 1,486,249.77	\$ 2,196,977.94	\$ 7,420,996.56	\$ 1,074.84	\$ 7,422,071.40
442	Legislative Gift Center	53,998.61	30,357.43	24,369.44	59,986.60	302.00	60,288.60
445	Self-Insured Empl'yr Overpymt Reimb	752,671.25	(2.87)	752,668.38	752,668.38
446	Industrial Insurance Rainy Day Fund
449	Certificates of Participation and Other Financing - Local	164,868.92	195,074.49	195,074.49	164,868.92	164,868.92
463	Washington College Savings Program
470	Imaging	238,341.58	32,637.76	30,659.80	240,319.54	240,319.54
477	Lottery Investment
543	Judicial Information Systems	11,511,600.20	1,469,587.88	1,857,640.56	11,123,547.52	20,420.17	11,143,967.69
544	Pollution Liability Insurance Program Trust	39,562,092.24	2,917,960.70	1,658,698.75	40,821,354.19	7,883.60	40,829,237.79
545	Heating Oil Pollution Liability Trust	92,871.20	109,661.35	6,815.55	195,717.00	195,717.00
788	Advanced College Tuition Payment Program	10,849,585.33	17,146,083.56	21,662,758.61	6,332,910.28	5,484,616.22	11,817,526.50
TOTAL ENTERPRISE FUNDS		\$ 71,357,754.06	\$ 23,387,610.07	\$ 27,632,995.14	\$ 67,112,368.99	\$ 5,514,296.83	\$ 72,626,665.82
INTERNAL SERVICE FUNDS							
12V	PEBB Medical Benefits Admin	\$	\$	\$	\$	\$	\$
411	Natural Resources Equipment	2,305,587.12	884.51	653,561.54	1,652,910.09	12,988.74	1,665,898.83
421	Education Technology Revolving	7,593,807.51	1,018,295.52	6,575,511.99	18,205.18	6,593,717.17
422	General Administration Services	9,580,849.26	20,842,882.84	18,982,694.63	11,441,037.47	137,577.78	11,578,615.25
436	OFM Labor Relations Service	1,823,362.98	(238,141.98)	271,903.07	1,313,317.93	805.98	1,314,123.91
438	Uniform Dental Plan Benefits Administration	505,773.22	503,095.00	503,347.20	505,521.02	505,521.02
439	Uniform Medical Plan Benefits Administration	2,176,161.78	7,628,650.00	4,589,713.80	5,215,097.98	5,215,097.98
444	Fish & Wildlife Equipment	467,582.76	73,607.28	171,985.52	369,204.52	369,204.52
453	Minority and Women's Business Enterprises	726,731.45	157,049.35	180,431.93	703,348.87	75.00	703,423.87
458	Consolidated Technology Services Revolving	(15,202,197.54)	10,431,576.68	8,781,921.63	(13,552,542.49)	190,236.50	(13,362,305.99)
461	Shared Information Technology System Revolving	(106,448.41)	159,121.22	264,376.53	(211,703.72)	100.07	(211,603.65)
466	Statewide Info Tech System Development Revolving	(1,764,510.86)	271,640.00	114.40	(1,492,985.26)	(1,492,985.26)
471	State Patrol Nonappropriated Airplane Revolving	(893,024.89)	1,159,643.00	48,311.97	218,306.14	20,350.00	238,656.14
472	Statewide Info Tech System Maintenance & Operations Revolving	4,050,630.06	2,683,275.03	2,680,716.08	4,053,189.01	2,154.63	4,055,343.64
546	Risk Management	1,213,905.44	943,673.73	240,227.35	1,917,351.82	1,917,351.82

RECEIPTS AND DISBURSEMENTS FOR TREASURER'S TRUST FUNDS

		February 1, 2017	February 2017		February 28, 2017		
		Beginning Book Balance	Plus Receipts	Less Disbursements	Ending Book Balance	Outstanding Warrants	Ending Cash Balance
INTERNAL SERVICE FUNDS (Continued)							
547	Liability	\$ 51,742,262.13	\$ 551,149.16	\$ 5,425,391.15	\$ 46,868,020.14	\$ 159,821.19	\$ 47,027,841.33
721	Public Employees' and Retirees' Insurance	144,025,754.33	158,786,479.49	138,070,197.55	164,742,036.27	2,051,843.23	166,793,879.50
730	Public Employees' and Retirees' Insurance Reserve	158,626,383.79	82,656.90	158,709,040.69	158,709,040.69
739	Certificates of Participation and Other Financing - State	230,522.60	7,751,716.10	6,759,746.95	1,222,491.75	1,222,491.75
TOTAL INTERNAL SERVICE FUNDS		\$ 367,103,132.73	\$ 211,788,958.31	\$ 188,642,936.82	\$ 390,249,154.22	\$ 2,594,158.30	\$ 392,843,312.52
PRIVATE PURPOSE FUNDS							
196	Unclaimed Personal Property	\$ 765,868.74	\$ 6,631,585.85	\$ 6,570,848.01	\$ 826,606.58	\$ 4,299,488.78	\$ 5,126,095.36
738	Department of Social and Health Services Trust	53,654.52	53,654.52	53,654.52
799	WA Achieving a Better Life Experience Program
TOTAL PRIVATE PURPOSE FUNDS		\$ 819,523.26	\$ 6,631,585.85	\$ 6,570,848.01	\$ 880,261.10	\$ 4,299,488.78	\$ 5,179,749.88
PENSION TRUST FUNDS							
838	LEOFF Retirement System Benefits Improvement	\$	\$	\$	\$	\$	\$
TOTAL PENSION TRUST FUNDS		\$	\$	\$	\$	\$	\$
AGENCY FUNDS							
16C	Real Estate/Property Tax Admin Assistance	\$ 49,388.50	\$ 44,021.53	\$ 49,388.50	\$ 44,021.53	\$	\$ 44,021.53
17A	County Enhanced 911 Excise Tax	5,953,722.12	5,837,965.92	5,963,619.00	5,828,069.04	5,828,069.04
525	Washington State Combined Fund Drive	463,464.62	268,471.51	(3,036.46)	734,972.59	17,479.88	752,452.47
660	Natural Resources Deposit	33,745,700.74	27,190,895.07	34,770,433.71	26,166,162.10	49,428.89	26,215,590.99
734	Centennial Document Preservation and Modernization	2,077,192.87	269,370.72	2,346,563.59	2,346,563.59
737	High Occupancy Vehicle
757	Maritime Historic Restoration and Preservation	4,422.03	145.00	4,567.03	4,567.03
797	Local Tourism Promotion	850,034.43	295,334.35	862,507.68	282,861.10	282,861.10
TOTAL AGENCY FUNDS		\$ 43,143,925.31	\$ 33,906,204.10	\$ 41,642,912.43	\$ 35,407,216.98	\$ 66,908.77	\$ 35,474,125.75
TOTAL TREASURER'S TRUST FUNDS		\$ 838,857,638.57	\$ 391,296,114.36	\$ 398,685,431.96	\$ 831,468,320.97	\$ 14,517,188.21	\$ 845,985,509.18

INVESTMENT STATEMENT & INVESTMENT INTEREST INCOME AND CAPITAL GAINS

INVESTMENT STATEMENT

Fund / Account	February 1, 2017	Purchased	Maturities & Sales	Amortization	February 28, 2017
Treasury & Treasurer's Trust					
Investments (trade date basis)	\$ 6,498,062,526.08	\$ 1,282,614,363.82	\$ 1,807,852,522.74	\$ (72,359.65)	\$ 5,972,752,007.51
Reverse Repurchase Agreements
Purchased Accrued Interest	863,842.31	179,892.81	225,115.89	818,619.23
Total Treasury & Treasurer's Trust	\$ 6,498,926,368.39	\$ 1,282,794,256.63	\$ 1,808,077,638.63	\$ (72,359.65)	\$ 5,973,570,626.74
Local Government Investment Pool					
Investments (trade date basis)	\$ 13,783,301,481.27	\$ 25,933,018,099.07	\$ 27,500,708,553.09	\$ 2,399,438.71	\$ 12,218,010,465.96
Reverse Repurchase Agreements
Purchased Accrued Interest	276,507.91	276,507.91
Total Local Government Investment Pool	\$ 13,783,577,989.18	\$ 25,933,018,099.07	\$ 27,500,708,553.09	\$ 2,399,438.71	\$ 12,218,286,973.87
Total All Accounts	\$ 20,282,504,357.57	\$ 27,215,812,355.70	\$ 29,308,786,191.72	\$ 2,327,079.06	\$ 18,191,857,600.61

INVESTMENT INTEREST INCOME AND CAPITAL GAINS CURRENT MONTH AND FISCAL YEAR TO DATE COMPARISON

Fund / Account	February 2017	February 2016	Fiscal Year 2017	Fiscal Year 2016
Treasury & Treasurer's Trust				
Cash	\$ 4,936,111.59	\$ 4,262,512.02	\$ 32,616,032.74	\$ 24,756,353.14
Custody Bank Fees	(4,616.67)	(4,615.73)	(36,861.96)	(36,865.54)
Other Bank Fees	(3,490.85)	(7,233.04)	(73,206.50)	(59,758.11)
Amortization	(72,359.65)	(1,266,838.17)	(632,572.62)	(4,424,482.88)
Accrued Interest	(362,867.84)	(549,402.66)	1,263,366.91	1,813,783.52
Gains and Losses	87,059.87	1,725,546.15	6,873,541.95	3,384,354.22
Total Treasury & Treasurer's Trust	\$ 4,579,836.45	\$ 4,159,968.57	\$ 40,010,300.52	\$ 25,433,384.35
Local Government Investment Pool				
Cash	\$ 3,570,965.25	\$ 2,496,130.35	\$ 26,042,629.38	\$ 9,861,063.80
Amortization	2,399,438.71	700,736.56	14,663,829.23	4,769,251.18
Accrued Interest	(85,774.06)	135,013.91	1,068,775.81	1,059,591.46
Gains and Losses	97,065.65	2,112,947.29	600,304.33
Total Local Government Investment Pool	\$ 5,981,695.55	\$ 3,331,880.82	\$ 43,888,181.71	\$ 16,290,210.77
Total All Accounts	\$ 10,561,532.00	\$ 7,491,849.39	\$ 83,898,482.23	\$ 41,723,595.12

DUANE A. DAVIDSON
STATE TREASURER
PO BOX 40200
OLYMPIA WA 98504-0200

