



Washington State Treasurer's Monthly Report

February 2018




DUANE A. DAVIDSON
State Treasurer

In accordance with the Americans with Disabilities Act, this publication will be made available in alternate formats upon request to the Office of the State Treasurer, Legislative Building, 2nd Floor, Olympia, Washington 98504-0200, telephone (360) 902-9000, fax (360) 902-9037 or TTY Users Call: 7-1-1. Web Site: <http://tre.wa.gov>.

TABLE OF CONTENTS

	<i>Page</i>
State Treasurer’s Letter	1
General Fund	2
Treasury, Treasurer’s Trust and Local Government Investment Pool Flow Chart	3
Treasury & Treasurer’s Trust, Treasury and Treasurer’s Trust Charts	4
General Fund and Local Government Investment Pool Charts	5
Receipts and Disbursements for the State Treasury	6
Receipts and Disbursements for Trust Funds	16
Investment Statement & Investment Interest Income and Capital Gains	24



DUANE A. DAVIDSON,
State Treasurer

**State of Washington
Office of the Treasurer**

Legislative Building
P.O. Box 40200
Olympia, Washington 98504-0200

(360) 902-9000 • TTY 7-1-1
FAX (360) 902-9037
Home Page <http://tre.wa.gov>

Fellow Washingtonians,

I am pleased to report on the operations of the Office of the State Treasurer for the month of February 2018. At the close of the month, the Treasury & Treasurer's Trust book balance was \$5.8 billion with investment earnings distributed for the month of \$6.8 million.

Sincerely,

A handwritten signature in blue ink, appearing to read "Duane A. Davidson", written in a cursive style.

Duane A. Davidson
Washington State Treasurer

GENERAL FUND

GENERAL FUND CURRENT MONTH AND FISCAL YEAR TO DATE COMPARISON

(In Millions)

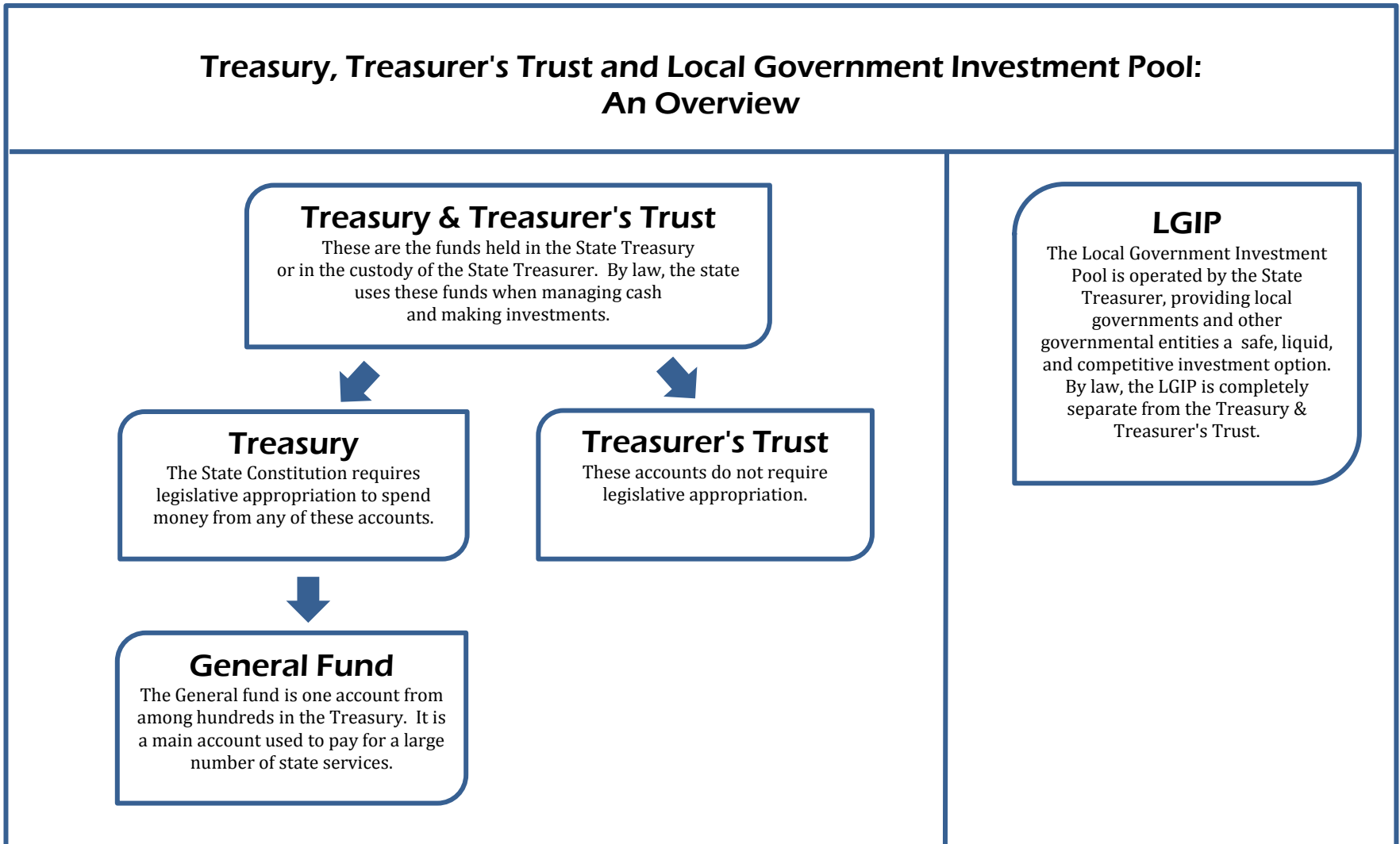
	Month of February		Fiscal Year to Date	
	2018	2017	2018	2017
Beginning Book Balance	\$ 480.943	\$ 893.663	\$ 863.390	\$ 1,614.932
Cash Revenue	2,522.129	1,956.383	20,459.760	20,094.510
Other Cash Receipts	502.056	535.240	5,747.501	4,707.069
Total Cash Receipts	<u>\$ 3,024.185</u>	<u>\$ 2,491.623</u>	<u>\$ 26,207.261</u>	<u>\$ 24,801.579</u>
Total Cash Disbursements	<u>\$ 3,637.147</u>	<u>\$ 2,775.664</u>	<u>\$ 27,202.670</u>	<u>\$ 25,806.889</u>
Ending Book Balance	<u>\$ (132.019)</u>	<u>\$ 609.622</u>	<u>\$ (132.019)</u>	<u>\$ 609.622</u>
Cash Revenue				
Bond Retirement & Interest	\$ (0.009)	\$ (0.010)	\$ (0.271)	\$ (0.265)
Secretary of State	3.476	3.075	26.069	24.897
Department of Revenue:				
Retail Sales Tax	799.029	666.242	6,747.226	6,326.511
Business & Occupation Tax	367.629	341.269	2,788.119	2,628.386
Compensating Tax	62.579	48.628	455.153	438.296
Cigarette Tax	23.139	24.016	219.920	249.892
Public Utility Tax	56.956	47.044	265.839	255.247
Various Other Revenue	75.950	53.250	514.687	583.131
Insurance Commission	40.288	42.288	329.487	302.545
Liquor and Cannabis Board	1.973	2.175	62.642	59.446
Department of Licensing:				
Excise Tax – Other	0.014	0.012	0.131	0.109
Various Other Revenue	0.489	0.395	6.818	6.849
Department of Social & Health Services	8.186	(10.132)	64.804	51.839
Universities & Colleges	0.000	0.132	0.014	(0.118)
Treasurer's Transfers	0.890	2.160	(146.806)	(59.494)
Counties:				
Property Tax	6.829	6.758	983.039	966.875
Real Estate Excise Tax	67.943	56.004	799.761	694.360
Various Other Revenue	4.450	3.907	37.391	36.363
Federal Grants-In-Aid (All Agencies)	1,058.306	637.768	6,982.265	7,000.807
Revenues Distributed to Local Governments	(0.278)	(0.273)	(7.492)	(4.250)
Other Agencies' Cash Revenue	(55.710)	31.675	330.964	533.084
Total Cash Revenue	<u>\$ 2,522.129</u>	<u>\$ 1,956.383</u>	<u>\$ 20,459.760</u>	<u>\$ 20,094.510</u>

Source: Agency Financial Reporting System (AFRS).

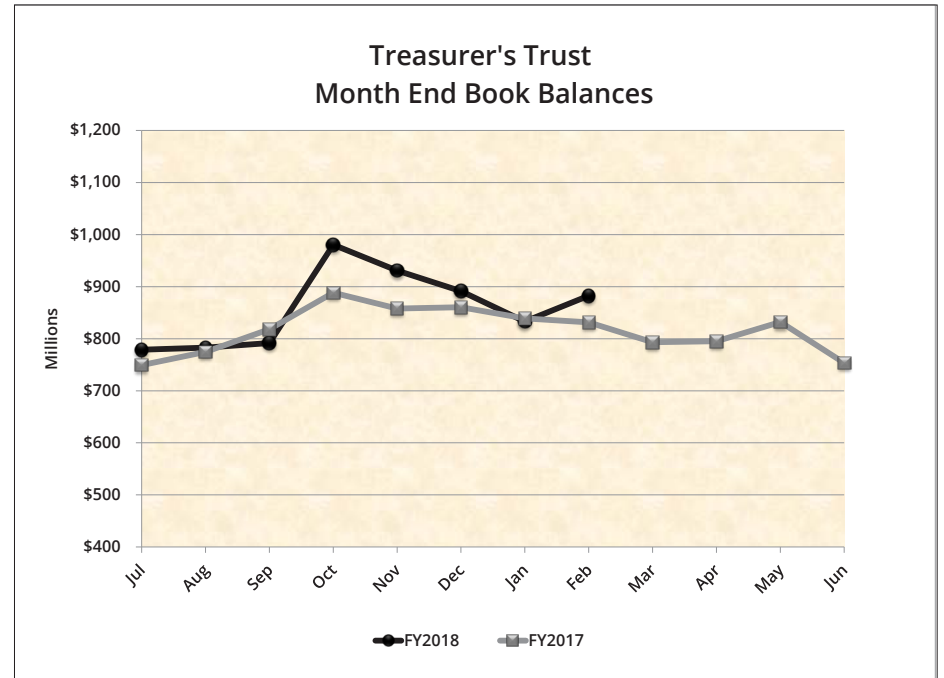
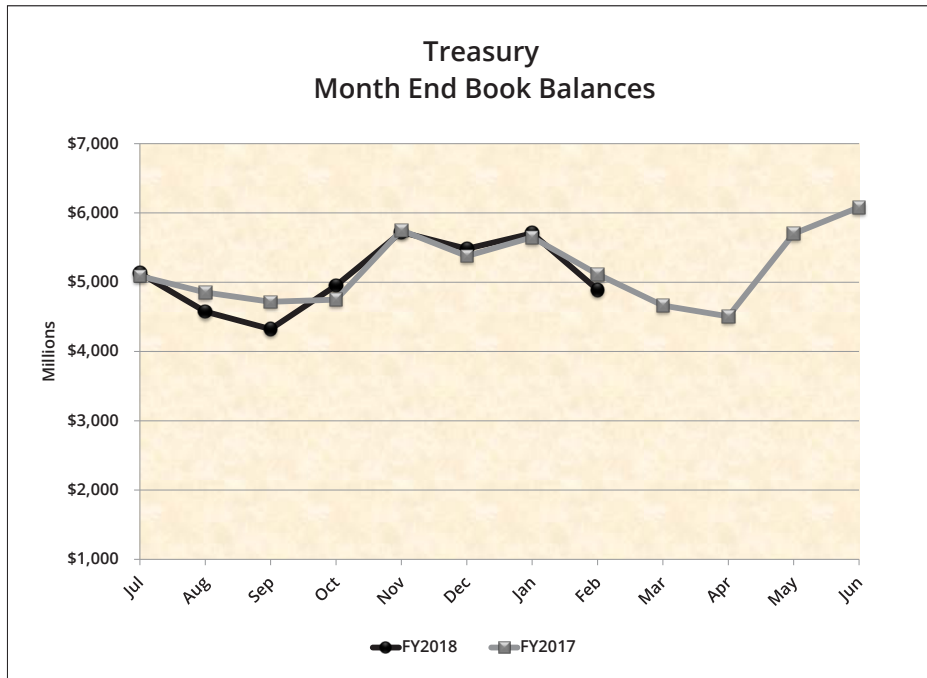
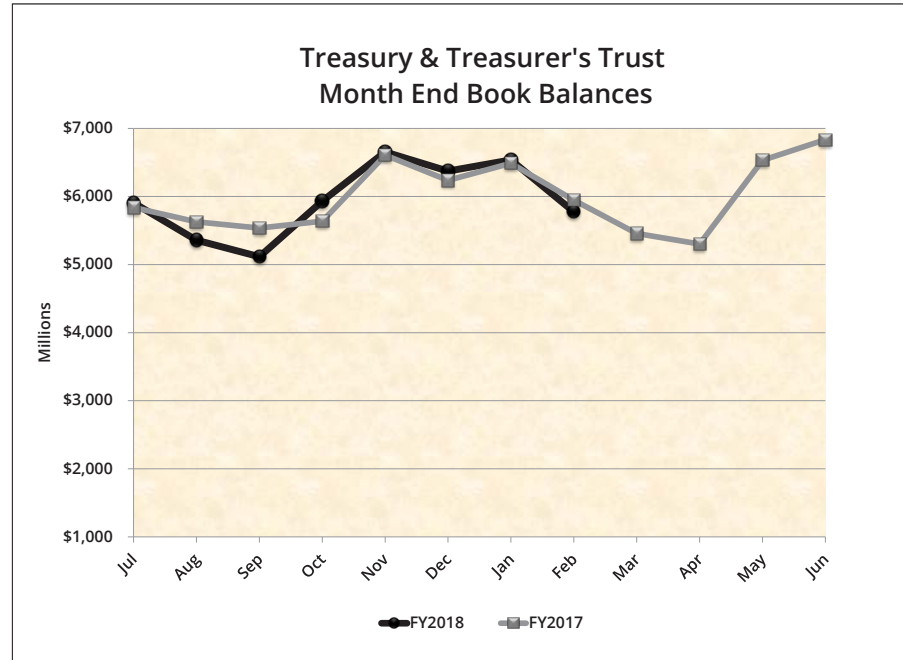
TREASURY, TREASURER'S TRUST AND LGIP FLOW CHART

The State Treasurer is charged with the cash management of public funds, which includes two categories of state funds and accounts: (1) funds and accounts located in the state treasury, which are subject to legislative appropriation; and (2) Treasurer's trust funds, which are accounts placed in the custody of the State Treasurer, and not typically subject to legislative appropriation. Funds within these accounts are comingled for investment and cash management purposes.

This flow chart describes the structure of the Treasury and Treasurer's Trust Accounts. Month end balances of these accounts are shown on pages 4 and 5.

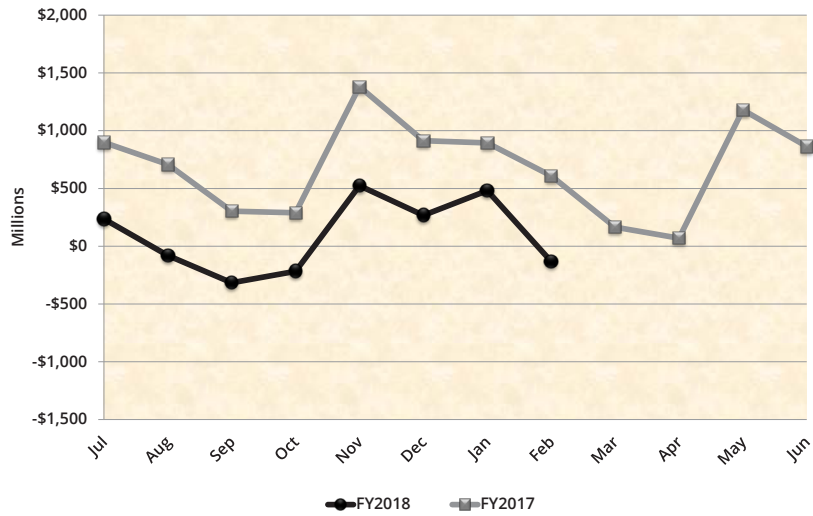


TREASURY & TREASURER'S TRUST AND TREASURY AND TREASURER'S TRUST CHART

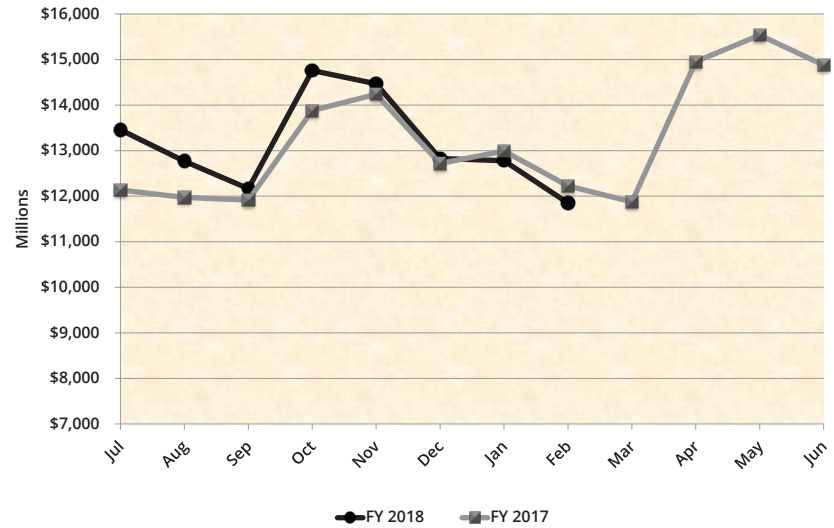


GENERAL FUND AND LOCAL GOVERNMENT INVESTMENT POOL CHARTS

General Fund Month End Book Balances

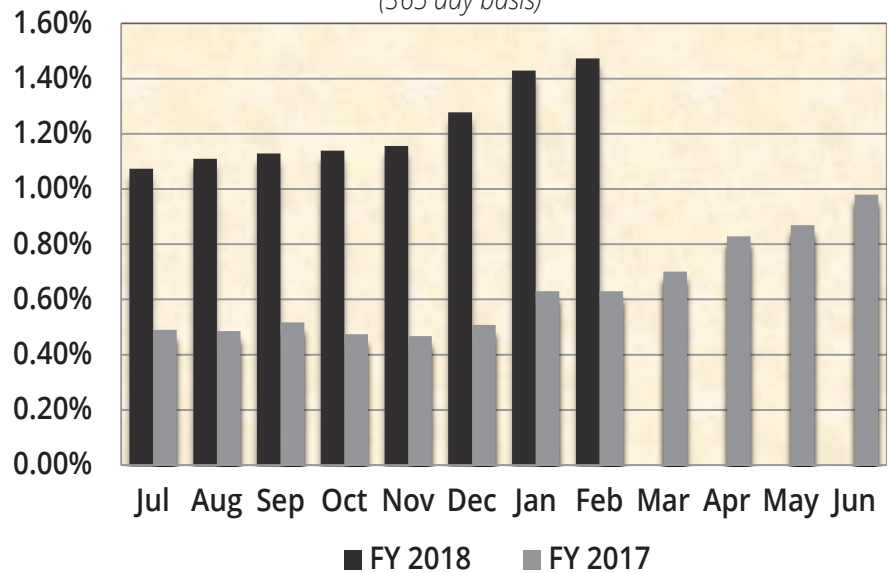


Local Government Investment Pool Month End Book Balances



LGIP Net Yield

(365 day basis)



RECEIPTS AND DISBURSEMENTS FOR TREASURY FUNDS

	February 1, 2018		February 2018		February 28, 2018		
	Beginning Book Balance		Plus Receipts	Less Disbursements	Ending Book Balance	Outstanding Warrants	Ending Cash Balance
GENERAL FUND							
001 General	\$ 480,943,036.77	\$	\$ 3,024,185,166.38	\$ 3,637,147,672.80	\$ (132,019,469.65)	\$ 39,932,334.51	\$ (92,087,135.14)
018 Millersylvania Park Current	5,210.50				5,210.50		5,210.50
01E Geothermal	16,418.57			(575.36)	16,993.93		16,993.93
01N Institutional Impact	19,144.72				19,144.72		19,144.72
02P Flood Control Assistance	2,105,852.16			55,969.59	2,049,882.57		2,049,882.57
031 State Investment Board Expense	4,478,122.30		1,777,819.58	2,196,934.86	4,059,007.02	7,409.46	4,066,416.48
032 State Emergency Water Projects Revolving	221,616.92				221,616.92		221,616.92
03A Excess Earnings							
03L County Criminal Justice Assistance	1,365,696.35		11,338.14	191,074.20	1,185,960.29	790.49	1,186,750.78
03M Municipal Criminal Justice Assistance	(405,871.02)		3,605.73	67,141.69	(469,406.98)	316.19	(469,090.79)
04L Public Health Services	6.29		0.01		6.30		6.30
051 State and Local Improvements Revolving	26,744.33				26,744.33		26,744.33
055 State & Local Improve Revolving (Waste Disp Facilities, 1980)	2,639.01				2,639.01		2,639.01
05C Criminal Justice Treatment	6,264,362.74		(4.50)	489,622.80	5,774,735.44		5,774,735.44
05M Tourism Development and Promotion							
070 Outdoor Recreation	(89,654.58)		1,197,970.67	1,108,316.09			
072 State & Local Improve Revolving (Water Supply Facilities)	679,178.16			5,783.20	673,394.96		673,394.96
09C Farm and Forest	464,936.51			26,749.72	438,186.79		438,186.79
09G Riparian Protection				104,684.88	(104,684.88)		(104,684.88)
09R Economic Development Strategic Reserve	1,725,306.78		180.88	129,850.39	1,595,637.27		1,595,637.27
10K Veterans Innovation Program	103,740.40				103,740.40		103,740.40
10P Columbia River Basin Water Supply Development	7,068,330.23		6,786.85	449,431.29	6,625,685.79		6,625,685.79
10R Energy Freedom	722,923.83		522.28	4.34	723,441.77		723,441.77
10T Hood Canal Aquatic Rehabilitation Bond							
11F Reinvesting in Youth	5.98				5.98		5.98
11N Heritage Barn Preservation							
11W Water Quality Capital	34,227.10				34,227.10		34,227.10
125 Site Closure	29,744,668.66		74,817.75	31,885.48	29,787,600.93		29,787,600.93
12B Green Energy Incentive							
12J Boating Activities	10,000.00				10,000.00		10,000.00
12K Puget Sound Scientific Research							
12R Independent Youth Housing							
12W Veterans Conservation Corps							
14B Budget Stabilization	1,669,532,989.38		1,558,842.22		1,671,091,831.60	171,544.00	1,671,263,375.60
14C Puget Sound Recovery							
14H Community Preservation & Development Auth	8,750.00				8,750.00		8,750.00
14L Streamlined Sales & Use Tax Mitigation	6,892,992.89				6,892,992.89		6,892,992.89
15C WA Community Tech Opportunity							
15F Local Public Safety Enhancement							
15J Building Communities							

RECEIPTS AND DISBURSEMENTS FOR TREASURY FUNDS

		February 1, 2018	February 2018		February 28, 2018		
		Beginning Book Balance	Plus Receipts	Less Disbursements	Ending Book Balance	Outstanding Warrants	Ending Cash Balance
GENERAL FUND (Continued)							
15K	Columbia River Water Delivery	\$ 16,173.66	\$	\$	\$ 16,173.66	\$	\$ 16,173.66
15R	Evergreen Job Training
16V	Water Rights Processing	71,361.30	(574.84)	(754.43)	71,540.89	71,540.89
177	Judicial Retirement Administrative
17C	Opportunity Express Account	62,171.42	62,171.42	62,171.42
17E	State Efficiency and Restructuring
17F	Washington Opportunity Pathways	41,167,199.55	15,337,393.08	12,114,873.70	44,389,718.93	44,389,718.93
17K	Basic Health Plan Stabilization
18H	Opportunity Expansion	326.64	326.64	326.64
19K	Yakima Integrated Plan Implementation
19L	Charter Schools Oversight	394,148.89	81,429.59	30,975.20	444,603.28	444,603.28
19N	Diesel Idle Reduction
20C	Yakima Integrated Plan Implementation Taxable Bond
20F	Invest in Washington
20S	Behavioral Health Innovation	45,624.36	45,624.36	45,624.36
21B	Chehalis Basin
21D	Dairy Nutrient Infrastructure
21P	Sexual Assault Prevention and Response
21R	Child Welfare System Improvement
22C	Early Learning Facilities Revolving
22D	Early Learning Facilities Development
244	Habitat Conservation	912,644.11	1,113,163.06	(200,518.95)	(200,518.95)
253	Education Construction	914,676.17	853.80	915,529.97	915,529.97
285	Growth Management Planning and Environmental Review
291	Education Savings
355	State Taxable Building Construction	35,446,712.04	18,330,744.85	17,115,967.19	17,115,967.19
359	School Constr & Skill Ctrs Bldg	(31,204.50)	(31,204.50)	(31,204.50)
488	Special Personnel Litigation Revolving
489	Pension Funding Stabilization
492	School Employees' Insurance Administrative
548	LEOFF System Plan 2 Expense	44,644.37	107,086.88	95,088.39	56,642.86	27.98	56,670.84
563	Columbia River Crossing Project
828	Tobacco Prevention and Control	1,480,579.30	1,386.25	10,741.36	1,471,224.19	1,471,224.19
830	Agricultural College Trust Management	1,136,069.64	356.78	138,070.28	998,356.14	200.71	998,556.85
TOTAL GENERAL FUND		<u>\$ 2,293,602,501.93</u>	<u>\$ 3,044,344,977.53</u>	<u>\$ 3,673,837,448.38</u>	<u>\$ 1,664,110,031.08</u>	<u>\$ 40,112,623.34</u>	<u>\$ 1,704,222,654.42</u>
SPECIAL REVENUE FUNDS							
002	Hospital Data Collection	\$ 75,916.81	\$ 37,979.49	\$ 10,574.71	\$ 103,321.59	\$	\$ 103,321.59
003	Architects' License	995,577.21	54,258.00	29,376.01	1,020,459.20	901.23	1,021,360.43
007	Winter Recreational Program	1,696,657.31	371,552.00	169,168.96	1,899,040.35	15,702.72	1,914,743.07

RECEIPTS AND DISBURSEMENTS FOR TREASURY FUNDS

	February 1, 2018		February 2018		February 28, 2018		
	Beginning Book Balance		Plus Receipts	Less Disbursements	Ending Book Balance	Outstanding Warrants	Ending Cash Balance
SPECIAL REVENUE FUNDS (Continued)							
014 Forest Development	\$ 8,053,443.20		\$ 1,399.31	\$ 762,995.29	\$ 7,291,847.22	\$ 2,211.99	\$ 7,294,059.21
01B ORV & Non-Highway Vehicle Account	1,957,247.46		335,976.39	457,809.80	1,835,414.05	1,590.30	1,837,004.35
01M Snowmobile	4,785,578.87		222,548.32	556,229.60	4,451,897.59	171,202.40	4,623,099.99
024 Professional Engineers'	1,897,617.43		155,779.06	145,663.08	1,907,733.41	1,561.86	1,909,295.27
026 Real Estate Commission	3,213,092.67		365,091.17	442,117.27	3,136,066.57	2,883.59	3,138,950.16
027 Reclamation	4,227,975.35		110,307.20	126,428.24	4,211,854.31	7,645.00	4,219,499.31
02A Surveys and Maps	1,089,664.92		59,459.55	60,851.47	1,088,273.00	931.08	1,089,204.08
02G Health Professions	11,314,529.35		4,809,868.06	5,942,242.06	10,182,155.35	81,576.24	10,263,731.59
02H Business Enterprises Revolving	827,766.16		59,464.40	109,785.40	777,445.16	4,985.16	782,430.32
02J Certified Public Accountants'	2,965,323.40		274,566.00	104,899.57	3,134,989.83	533.13	3,135,522.96
02K Death Investigations	2,413,852.98		441,912.58	956,685.07	1,899,080.49	2,709.94	1,901,790.43
02M Essential Rail Assistance	407,773.53		13,380.48	35,138.90	386,015.11	386,015.11
02N Parkland Acquisition	18,555.71		18,555.71	18,555.71
02R Aquatic Lands Enhancement	12,700,941.11		(1,621.92)	1,699,935.37	10,999,383.82	14,325.65	11,013,709.47
02W Timber Tax Distribution	5,924,981.30		3,490,720.97	9,058,182.95	357,519.32	817.79	358,337.11
030 Landowner Contingency Forest Fire Suppression	3,927,514.67		63.26	(17,141.36)	3,944,719.29	3,944,719.29
039 Aeronautics	3,456,412.28		256,166.63	195,142.77	3,517,436.14	7,199.65	3,524,635.79
03B Asbestos	705,898.35		37,341.00	20,244.16	722,995.19	174.00	723,169.19
03C Emergency Medical Services and Trauma Care System Trust	13,159,927.13		909,660.42	1,883,143.46	12,186,444.09	27,007.00	12,213,451.09
03F Enhanced 911	965,481.17		2,275,723.75	1,960,295.12	1,280,909.80	101,965.66	1,382,875.46
03N Business License	4,946,947.84		3,693,852.92	3,494,012.60	5,146,788.16	92,787.97	5,239,576.13
03P Fire Service Trust	456,786.61		11,641.00	1,691.15	466,736.46	466,736.46
03R Safe Drinking Water	1,237,121.78		1,249,091.42	229,870.47	2,256,342.73	518.40	2,256,861.13
041 Resource Management Cost	30,962,236.98		31,152.89	(1,308,061.39)	32,301,451.26	7,177.77	32,308,629.03
042 Charitable, Educational, Penal, and Reformatory Institutions	5,324,306.19		5,161.96	(319,778.96)	5,649,247.11	112.70	5,649,359.81
044 Waste Reduction, Recycling, and Litter Control	2,148,061.12		487,574.01	474,575.37	2,161,059.76	10,224.85	2,171,284.61
045 State Vehicle Parking	215,577.77		625,715.90	110,358.71	730,934.96	70.00	731,004.96
048 Marine Fuel Tax Refund	329,270.82		329,270.82	92.87	329,363.69
04E Uniform Commercial Code	1,912,911.45		140,740.00	40,651.63	2,012,999.82	18.75	2,013,018.57
04H Surface Mining Reclamation	653,645.13		88.56	(24,850.22)	678,583.91	678,583.91
04M Recreational Fisheries Enhancement	880,210.62		10,992.95	76,864.20	814,339.37	212.64	814,552.01
04R Drinking Water Assistance	14,332,328.06		10,120,607.73	13,632,433.16	10,820,502.63	58,761.21	10,879,263.84
04V Vehicle License Fraud	66,069.60		4,484.26	70,553.86	70,553.86
04W Waterworks Operator Certification	1,037,566.14		106,619.02	41,347.30	1,102,837.86	132.00	1,102,969.86
058 Public Works Assistance	89,540,097.42		3,425,638.79	683,928.62	92,281,807.59	32,893.86	92,314,701.45
05H Disaster Response	4,289,253.94		78,212.31	3,339,256.92	1,028,209.33	69,701.25	1,097,910.58
05R Drinking Water Assistance Administrative	4,649,340.65		(27,111.23)	47,723.94	4,574,505.48	4,574,505.48
05W State Drought Preparedness	2,609,341.76		57.02	45,184.96	2,564,213.82	2,564,213.82
06A Salmon Recovery	27,243.34		(650.00)	27,893.34	27,893.34
06G Real Estate Appraiser Commission	542,917.02		61,512.80	50,935.58	553,494.24	287.85	553,782.09

RECEIPTS AND DISBURSEMENTS FOR TREASURY FUNDS

		February 1, 2018		February 2018		February 28, 2018		
		Beginning Book Balance	Plus Receipts	Less Disbursements	Ending Book Balance	Outstanding Warrants	Ending Cash Balance	
SPECIAL REVENUE FUNDS (Continued)								
06K	Lead Paint	\$ 97,468.44	\$ 3,300.00	\$ 1,111.27	\$ 99,657.17	\$	\$ 99,657.17	
06L	Business and Professions	7,108,231.50	780,744.76	701,483.13	7,187,493.13	7,861.93	7,195,355.06	
06R	Real Estate Research	686,565.66	19,600.00	40.00	706,125.66	90.00	706,215.66	
06T	License Plate Technology	790,860.58	120,631.62	(241.45)	911,733.65	7.69	911,741.34	
071	Warm Water Game Fish	325,682.20	10,896.14	163,152.67	173,425.67	166.07	173,591.74	
07C	Vessel Response	14,450.00	1,400.00	15,850.00	15,850.00	
07W	Domestic Violence Prevention	1,362,675.01	85,157.66	40,977.52	1,406,855.15	1,406,855.15	
080	Grade Crossing Protective	269,475.81	283.60	269,759.41	269,759.41	
081	State Patrol Highway	26,399,458.84	16,503,952.36	22,126,134.04	20,777,277.16	105,648.62	20,882,925.78	
082	Motorcycle Safety Education	2,243,994.46	161,054.09	117,028.04	2,288,020.51	4,062.14	2,292,082.65	
084	Building Code Council	191,414.94	24,351.22	35,155.09	180,611.07	243.32	180,854.39	
086	Fire Service Training	3,350,025.60	144,446.55	343,144.08	3,151,328.07	2,984.50	3,154,312.57	
087	Park Land Trust Revolving	2,632,620.82	98,042.94	190,140.07	2,540,523.69	2,540,523.69	
08A	Education Legacy Trust	130,947,209.00	22,157,332.90	26,829,703.25	126,274,838.65	428,360.11	126,703,198.76	
08G	Flexible Spending Administrative	2,776,661.36	(126,509.43)	66,365.20	2,583,786.73	2,583,786.73	
08H	Military Department Rental and Lease	1,908,463.36	33,774.56	23,778.02	1,918,459.90	245.02	1,918,704.92	
08K	Problem Gambling	637,087.06	38,625.33	45,149.79	630,562.60	15,946.00	646,508.60	
08M	Small City Pavement and Sidewalk	1,387,193.13	83,957.63	63,724.17	1,407,426.59	1,407,426.59	
08R	Waste Tire Removal	2,997,677.95	283,724.60	8,376.09	3,273,026.46	3,273,026.46	
094	Transportation Infrastructure	9,730,213.02	61,769.41	4,459.66	9,787,522.77	9,787,522.77	
095	Electrical License	11,563,653.02	2,601,293.74	2,086,444.59	12,078,502.17	20,231.82	12,098,733.99	
096	Highway Infrastructure	1,007,963.81	1,202.91	1,009,166.72	1,009,166.72	
097	Recreational Vehicle	2,671,056.09	42,854.40	26,353.10	2,687,557.39	9.00	2,687,566.39	
099	Puget Sound Capital Construction	15,644,211.98	3,779,412.27	1,155,167.77	18,268,456.48	49,460.61	18,317,917.09	
09E	Freight Mobility Investment	12,315,254.21	11,562.12	5,918.10	12,320,898.23	12,320,898.23	
09F	High-Occupancy Toll Lanes Operations	5,800,361.94	(11,305.90)	(104,830.14)	5,893,886.18	5,893,886.18	
09H	Transportation Partnership	158,012,947.59	1,978,443.09	18,068,097.57	141,923,293.11	1,769,124.69	143,692,417.80	
09M	Aquatic Invasive Species Enforcement	98.10	(98.10)	0.50	0.50	
09N	Aquatic Invasive Species Prevention	1.50	1.50	
09P	City-County Assistance	1,512,511.82	2,265,528.99	324.37	3,777,716.44	105.69	3,777,822.13	
09T	Washington Main Street Trust Fund	71,664.12	2,944.41	68,719.71	68,719.71	
102	Rural Arterial Trust	17,779,015.75	1,645,551.95	1,039,643.23	18,384,924.47	20.25	18,384,944.72	
104	State Wildlife	11,483,946.53	1,349,473.40	5,984,864.03	6,848,555.90	223,016.44	7,071,572.34	
106	Highway Safety	36,435,004.61	9,743,995.58	10,829,243.14	35,349,757.05	169,825.51	35,519,582.56	
107	Liquor Excise Tax	4,885,601.81	3,093,352.90	54,561.33	7,924,393.38	7,924,393.38	
108	Motor Vehicle	199,381,918.27	101,473,515.94	120,012,086.71	180,843,347.50	4,770,690.41	185,614,037.91	
109	Puget Sound Ferry Operations	27,457,590.77	14,878,656.94	19,282,029.04	23,054,218.67	328,213.71	23,382,432.38	
10A	Aquatic Algae Control	366,388.27	3,321.00	9,934.52	359,774.75	2.00	359,776.75	
10B	Home Security Fund	14,207,738.60	1,541,582.26	1,352,491.53	14,396,829.33	19,269.38	14,416,098.71	
10G	Water Rights Tracking System	620,855.85	3,826.89	624,682.74	624,682.74	

RECEIPTS AND DISBURSEMENTS FOR TREASURY FUNDS

	February 1, 2018		February 2018		February 28, 2018		
	Beginning Book Balance	Plus Receipts	Less Disbursements	Ending Book Balance	Outstanding Warrants	Ending Cash Balance	
SPECIAL REVENUE FUNDS (Continued)							
110 Special Wildlife	\$ 6,564,974.51	\$ 20,596.63	\$ 85,080.34	\$ 6,500,490.80	\$ 5,862.06	\$ 6,506,352.86	
111 Public Service Revolving	9,101,874.96	1,866,919.43	1,544,583.41	9,424,210.98	6,244.34	9,430,455.32	
113 Common School Construction	64,656,088.05	(2,888,568.69)	10,395,233.21	51,372,286.15	51,372,286.15	
116 Basic Data	38,020.00	34,340.00	3,680.00	3,680.00	
119 Unemployment Compensation Administration	126,427.99	18,472,456.85	18,233,451.92	365,432.92	1,037,015.31	1,402,448.23	
11B Regional Mobility Grant Program	51,381,637.86	48,907.63	(15,807.06)	51,446,352.55	51,446,352.55	
11E Freight Mobility Multimodal	14,578,741.34	13,576.74	134,860.00	14,457,458.08	14,457,458.08	
11H Forest and Fish Support	6,389,994.85	478,693.17	777,952.51	6,090,735.51	54,735.80	6,145,471.31	
11K Washington Auto Theft Prevention Authority	1,165,501.87	511,977.82	867,663.72	809,815.97	38.84	809,854.81	
120 Administrative Contingency	13,990,985.09	1,125,506.69	234,534.47	14,881,957.31	14,881,957.31	
12C Affordable Housing For All	3,360,375.72	370,492.64	259,914.76	3,470,953.60	8,570.41	3,479,524.01	
12M Charitable Organization Education	1,411,364.52	18,040.00	1,492.91	1,427,911.61	117.18	1,428,028.79	
12T Traumatic Brain Injury	773,860.38	99,094.99	120,763.29	752,192.08	854.32	753,046.40	
134 Employment Services Administrative	17,686,622.93	1,799,038.66	(386,504.78)	19,872,166.37	853.06	19,873,019.43	
138 Insurance Commissioner's Regulatory	18,450,554.41	26,621.19	2,294,234.18	16,182,941.42	8,538.07	16,191,479.49	
144 Transportation Improvement	31,632,736.49	7,969,366.61	13,469,250.79	26,132,852.31	40,224.16	26,173,076.47	
146 Firearms Range	1,583,310.25	8,578.55	12,045.19	1,579,843.61	1,579,843.61	
14A Wildlife Rehabilitation	684,079.06	12,596.33	15,405.37	681,270.02	1,804.11	683,074.13	
14G Ballast Water and Biofouling Management	23,080.00	23,080.00	23,080.00	
14M Financial Fraud & ID Theft	721,786.40	9,761.63	812.15	730,735.88	730,735.88	
14R Military Active State Service	
14V Ignition Interlock Device	4,070,634.71	276,875.25	188,668.36	4,158,841.60	79.29	4,158,920.89	
150 Low-Income Weatherization/ Structural Rehabilitation Assistance	1,934,997.07	1,819.34	15,511.62	1,921,304.79	1,921,304.79	
153 Rural Mobility Grant Program	5,990,619.14	5,966.83	1,114,765.20	4,881,820.77	4,881,820.77	
154 New Motor Vehicle Arbitration	2,690,918.43	101,520.00	41,460.47	2,750,977.96	2,568.23	2,753,546.19	
158 Aquatic Land Dredged Material Disposal Site	423,315.59	1,422.23	421,893.36	421,893.36	
159 Parks Improvement	1,331,947.45	7,012.84	5,814.40	1,333,145.89	1,333,145.89	
15H Cleanup Settlement	40,514,547.53	249,326.83	426,346.58	40,337,527.78	40,337,527.78	
15M Biotoxin	220,552.83	13,767.31	105,265.06	129,055.08	287.13	129,342.21	
15P Energy Recovery Act	8,935,863.65	8,322.74	8,944,186.39	8,944,186.39	
160 Wood Stove Education and Enforcement	601,449.19	17,880.00	28,830.36	590,498.83	590,498.83	
162 Farm Labor Contractor	78,558.63	1,435.00	79,993.63	79,993.63	
167 Natural Resources Conservation Areas Stewardship	288,767.72	2.53	194.89	288,575.36	288,575.36	
16A Judicial Stabilization Trust	1,175,816.22	426,545.22	850,878.68	751,482.76	453.02	751,935.78	
16J SR 520 Corridor	77,442,593.82	9,788,429.40	9,770,386.25	77,460,636.97	8,762.59	77,469,399.56	
16M Appraisal Management Company	473,353.60	15,758.90	6,336.23	482,776.27	3.29	482,779.56	
16P Marine Resources Stewardship Trust	177,318.10	165.52	177,483.62	177,483.62	
16W Hospital Safety Net Assessment	82,690,024.19	12,369,863.07	12,630,539.04	82,429,348.22	82,429,348.22	
172 Basic Health Plan Trust	1,841,000.00	1,841,000.00	1,841,000.00	
173 State Toxics Control	46,553,924.78	7,262,919.94	6,844,489.65	46,972,355.07	98,815.29	47,071,170.36	

RECEIPTS AND DISBURSEMENTS FOR TREASURY FUNDS

		February 1, 2018	February 2018		February 28, 2018		
		Beginning Book Balance	Plus Receipts	Less Disbursements	Ending Book Balance	Outstanding Warrants	Ending Cash Balance
SPECIAL REVENUE FUNDS (Continued)							
174	Local Toxics Control	\$ 48,155,938.57	\$ 5,171,865.31	\$ 3,040,714.90	\$ 50,287,088.98	\$ 5.75	\$ 50,287,094.73
176	Water Quality Permit	9,661,181.02	821,736.15	1,670,096.28	8,812,820.89	6,356.21	8,819,177.10
17B	Home Visiting Services	4,353,821.79	1,307,096.67	1,588,036.83	4,072,881.63	29,883.70	4,102,765.33
17N	Complete Streets Grant Program
17P	SR520 Civil Penalties	6,761,377.64	6,150.73	(282,032.30)	7,049,560.67	7,049,560.67
17T	Health Benefit Exchange	(1,029,217.86)	513,560.34	(8,344.79)	(507,312.73)	(507,312.73)
17W	Limousine Carriers	80,427.06	2,862.10	83,289.16	83,289.16
182	Underground Storage Tank	1,152,053.51	98,674.88	153,397.65	1,097,330.74	1,097,330.74
186	County Arterial Preservation	1,660,649.26	1,259,433.01	1,159,241.82	1,760,840.45	253.07	1,761,093.52
18J	Capital Vessel Replacement	4,054,541.52	1,537,301.85	(4,714.67)	5,596,558.04	60.00	5,596,618.04
18L	Hydraulic Project Approval	148,546.18	300.00	17,119.55	131,726.63	450.00	132,176.63
199	Biosolids Permit	1,489,906.62	7,493.25	74,147.41	1,423,252.46	1,423,252.46
19A	Medicaid Fraud Penalty	17,742,079.34	(201.69)	1,151,826.21	16,590,051.44	2,686.66	16,592,738.10
19C	Forest Practice Application	766,981.43	37.96	21,736.70	745,282.69	745,282.69
19G	Environmental Legacy Stewardship	15,539,564.02	1,049,405.92	(4,095,698.29)	20,684,668.23	78,280.32	20,762,948.55
19T	DOL Technology Improvement and Data Management	1,099,939.80	59,160.06	1,159,099.86	1,159,099.86
200	Regional Fisheries Enhancement Salmonid Recovery	(76,020.88)	28,176.19	18,049.65	(65,894.34)	(65,894.34)
201	Department of Licensing Services	1,731,949.14	242,917.05	35,792.90	1,939,073.29	31.56	1,939,104.85
202	Medical Test Site Licensure	483,414.62	26,420.16	66,478.84	443,355.94	575.00	443,930.94
203	Passenger Ferry	27.39	27.39	27.39
204	Volunteer Fire Fighters' and Reserve Officers' Administrative	1,656,990.93	1,567.37	38,140.35	1,620,417.95	1,535.29	1,621,953.24
207	Hazardous Waste Assistance	1,618,037.15	1,796.19	253,232.55	1,366,600.79	353.41	1,366,954.20
20B	Brownfield Redevelopment Trust Fund
20H	Connecting Washington	452,222,404.25	33,419,541.78	22,274,599.87	463,367,346.16	1,084,565.66	464,451,911.82
20J	Electric Vehicle Charging Infrastructure	1,010,049.21	944.22	580.00	1,010,413.43	1,010,413.43
20M	Puget Sound Taxpayer Accountability
20N	Transportation Future Funding Program	199,517.68	164.01	199,681.69	199,681.69
20R	Radioactive Mixed Waste	2,102,342.75	16,858.42	622,383.41	1,496,817.76	2,128.82	1,498,946.58
20T	PLIA Underground Storage Tank Revolving	12,690,058.72	12,765.59	138,861.25	12,563,963.06	2,654.65	12,566,617.71
20V	Economic Gardening Pilot Project
215	Special Category C	4,668,516.18	82,802.90	4,751,319.08	4,751,319.08
216	Air Pollution Control	1,441,173.95	57,153.54	135,525.36	1,362,802.13	750.93	1,363,553.06
217	Oil Spill Prevention	2,383,233.22	297,993.76	375,030.05	2,306,196.93	979.30	2,307,176.23
218	Multimodal Transportation	173,273,651.11	14,980,262.43	9,988,945.47	178,264,968.07	72,079.69	178,337,047.76
21E	Concealed Pistol License Renewal	2,334.79	8,719.20	19,990.01	(8,936.02)	(8,936.02)
21H	Wastewater Treatment Plant Operator Certification	67,289.50	3,529.50	245.00	70,574.00	195.00	70,769.00
21M	Distracted Driving Prevention	1,026.40	818.55	1,844.95	1,844.95
21S	Aquatic Invasive Species Management	702,478.26	6,780.10	71,715.71	637,542.65	222.74	637,765.39
21V	Construction Registration Inspection	1,213,511.01	934,141.28	841,832.96	1,305,819.33	2,516.21	1,308,335.54
222	Freshwater Aquatic Weeds	789,011.37	25,920.20	35,723.07	779,208.50	430.00	779,638.50

RECEIPTS AND DISBURSEMENTS FOR TREASURY FUNDS

		February 1, 2018		February 2018		February 28, 2018		
		Beginning Book Balance	Plus Receipts	Less Disbursements	Ending Book Balance	Outstanding Warrants	Ending Cash Balance	
SPECIAL REVENUE FUNDS (Continued)								
223	State Oil Spill Response	\$ 8,821,196.48	\$ 77,572.70	\$ 11,495.55	\$ 8,887,273.63	\$ 15.00	\$ 8,887,288.63	
22M	Energy Efficiency	29,081.21	29,081.21	29,081.21	
234	Public Works Administration	14,243,925.24	458,460.02	274,202.75	14,428,182.51	7,012.83	14,435,195.34	
235	Youth Tobacco & Vapor Product Prevention	1,200,115.84	130,739.90	95,606.29	1,235,249.45	2,450.00	1,237,699.45	
237	Recreation Access Pass	1,117,701.37	301,726.50	290.00	1,419,137.87	340.00	1,419,477.87	
260	University of Washington Operating Fees	123.54	123.54	123.54	
262	Manufactured Home Installation Training	506,069.96	18,154.44	25,667.82	498,556.58	195.10	498,751.68	
263	Community and Economic Development Fee	3,115,526.25	64,735.00	37,110.86	3,143,150.39	22,825.85	3,165,976.24	
267	Recreation Resources	18,159,798.35	823,883.63	223,015.85	18,760,666.13	18,760,666.13	
268	Nonhighway and Off-Road Vehicle Activities (NOVA) Program	9,051,637.72	552,412.85	479,207.65	9,124,842.92	78,321.31	9,203,164.23	
269	Parks Renewal and Stewardship	21,844,023.09	3,701,942.35	3,553,714.98	21,992,250.46	71,270.54	22,063,521.00	
271	Washington State University Operating Fees	
275	Central Washington University Operating Fees	
277	State Agency Parking	265,157.38	10,612.75	6,326.48	269,443.65	269,443.65	
296	Columbia River Basin Water Supply Rev Recovery	4,189,900.76	4,675.06	4,194,575.82	4,194,575.82	
315	Dedicated Marijuana Fund	197,634,509.96	29,278,580.42	3,816,740.03	223,096,350.35	42,804.89	223,139,155.24	
319	Public Health Supplemental	1,316,968.99	10,540.44	130,503.78	1,197,005.65	1,055.30	1,198,060.95	
404	State Treasurer's Service	10,300,872.78	1,873,916.52	708,151.04	11,466,638.26	2,959.85	11,469,598.11	
408	Coastal Protection	1,100,479.51	15,021.72	64,700.20	1,050,801.03	3,498.42	1,054,299.45	
441	Local Government Archives	1,773,428.69	410,006.91	214,856.55	1,968,579.05	44.59	1,968,623.64	
500	Perpetual Surveillance and Maintenance	46,157,878.54	56,400.04	46,214,278.58	46,214,278.58	
507	Oyster Reserve Land	494,255.70	461.36	494,717.06	494,717.06	
511	Tacoma Narrows Toll Bridge	26,147,771.10	(6,982,458.95)	(3,572,547.01)	22,737,859.16	22,737,859.16	
513	Derelict Vessel Removal	1,294,333.21	10,895.00	139,939.65	1,165,288.56	1,604.74	1,166,893.30	
532	Washington Housing Trust	11,160,659.99	441,892.45	1,295,059.14	10,307,493.30	950,670.24	11,258,163.54	
535	Alaskan Way Viaduct Replacement Project	2,787,102.61	(149,405.31)	2,637,697.30	2,637,697.30	
549	Election	3,641,280.00	3,403.82	10,474.93	3,634,208.89	3,634,208.89	
550	Transportation 2003	(8,929,923.86)	1,080,172.76	804,236.58	(8,653,987.68)	123,471.32	(8,530,516.36)	
562	Skilled Nursing Facility Safety Net Trust	5,312,221.24	84,151.09	(233,091.76)	5,629,464.09	27.00	5,629,491.09	
564	Water Pollution Control Revolving Administration	4,402,852.17	132,584.83	120,301.07	4,415,135.93	4,415,135.93	
565	Yakima Integrated Plan Implementation Revenue Recovery	
566	Community Forest Trust	66,926.10	62.62	388.34	66,600.38	66,600.38	
571	Multiuse Roadway Safety	234,478.74	6,776.79	241,255.53	241,255.53	
595	I-405 Express Toll Lanes Operations	26,592,616.80	(82,850.49)	(1,491,213.82)	28,000,980.13	28,000,980.13	
600	Department of Retirement Systems Expense	8,013,322.54	3,199,889.00	3,051,442.06	8,161,769.48	2,260.11	8,164,029.59	
689	Rural Washington Loan	8,143,416.99	7,603.69	8,151,020.68	8,151,020.68	
727	Water Pollution Control Revolving	108,445,886.83	12,884,377.71	4,234,814.28	117,095,450.26	117,095,450.26	
733	Capitol Campus Reserve	
777	Prostitution Prevention and Intervention	90,687.20	(296.92)	90,390.28	90,390.28	
785	State Educational Trust Fund	6,571,453.45	93,279.84	29,061.18	6,635,672.11	1,689.94	6,637,362.05	

RECEIPTS AND DISBURSEMENTS FOR TREASURY FUNDS

		February 1, 2018	February 2018		February 28, 2018		
		Beginning Book Balance	Plus Receipts	Less Disbursements	Ending Book Balance	Outstanding Warrants	Ending Cash Balance
SPECIAL REVENUE FUNDS (Continued)							
818	Youth Athletic Facility	\$ 188,817.31	\$ 176.25	\$	\$ 188,993.56	\$	\$ 188,993.56
825	Tobacco Settlement
844	Money-Purchase Retirement Savings Administrative
874	OASI Revolving	174,211.56	282.26	11,973.38	162,520.44	6.17	162,526.61
887	Public Facilities Construction Loan Revolving	22,625,549.88	288,655.34	1,752,925.85	21,161,279.37	76,470.59	21,237,749.96
888	Deferred Compensation Administrative	964,686.08	(56,670.55)	154,312.44	753,703.09	251.48	753,954.57
893	Radiation Perpetual Maintenance	342,062.31	319.29	342,381.60	342,381.60
TOTAL SPECIAL REVENUE FUNDS		\$ 2,831,159,162.87	\$ 390,473,515.66	\$ 411,352,751.17	\$ 2,810,279,927.36	\$ 12,586,569.16	\$ 2,822,866,496.52
DEBT SERVICE FUNDS							
303	Highway Bond Retirement	\$ 141,754,765.43	\$ 59,419,602.28	\$ 128,810,559.28	\$ 72,363,808.43	\$	\$ 72,363,808.43
304	Ferry Bond Retirement	9,495,723.11	1,247,768.99	312,812.50	10,430,679.60	10,430,679.60
305	Transportation Improvement Board Bond Retirement	2,927,009.95	565,639.84	488,975.00	3,003,674.79	3,003,674.79
347	Washington State University Bond Retirement	16,104,422.57	833,667.24	(433,451.82)	17,371,541.63	17,371,541.63
348	University of Washington Bond Retirement	15,117,039.89	(5,261,880.67)	(225,049.37)	10,080,208.59	10,080,208.59
380	Debt-Limit General Fund Bond Retirement	12,568.71	11,469.87	1,098.84	1,098.84
381	Debt-Limit Reimbursable Bond Retirement	9,475.00	9,475.00
382	Nondebt-Limit General Fund Bond Retirement
383	Nondebt-Limit Reimbursable Bond Retirement	841.83	7,870,572.06	7,871,413.89
384	Nondebt-Limit Proprietary Appropriated Bond Retirement
385	Nondebt-Limit Proprietary Nonappropriated Bond Retirement
386	Nondebt-Limit Revenue Bond Retirement
389	Toll Facility Bond Retirement	19,890,419.64	4,675,269.89	(14,661,562.50)	39,227,252.03	39,227,252.03
TOTAL DEBT SERVICE FUNDS		\$ 205,302,791.13	\$ 69,360,114.63	\$ 122,184,641.85	\$ 152,478,263.91	\$	\$ 152,478,263.91
CAPITAL PROJECTS FUNDS							
01L	Higher Education Construction	\$	\$	\$	\$	\$	\$
036	Capitol Building Construction	723,880.69	301.99	(468,158.33)	1,192,341.01	1,192,341.01
056	State Higher Education Construction	2,355.85	2.20	2,358.05	2,358.05
057	State Building Construction	49,011,557.57	(988,805.14)	78,583,669.82	(30,560,917.39)	2,518,103.52	(28,042,813.87)
060	Community and Technical College Capital Projects	19,284,026.74	3,859,847.24	1,820,247.56	21,323,626.42	21,323,626.42
061	Eastern Washington University Capital Projects	4,233,098.61	1,016,200.51	15,399.31	5,233,899.81	5,233,899.81
062	Washington State University Building	2,639,027.97	(189,992.68)	4,021,496.72	(1,572,461.43)	(1,572,461.43)
063	Central Washington University Capital Projects	6,393,611.61	119,898.64	810,866.56	5,702,643.69	5,702,643.69
064	University of Washington Building	6,332,980.96	16,667,707.31	8,266,060.14	14,734,628.13	14,734,628.13
065	Western Washington University Capital Projects	4,279,778.29	118,069.14	1,903,682.00	2,494,165.43	2,494,165.43
066	The Evergreen State College Capital Projects	4,400,185.36	118,033.30	250,530.66	4,267,688.00	4,267,688.00
075	State Social and Health Services Construction	5,371.39	5,371.39	5,371.39
18B	Columbia River Basin Tax Bond Water Supply Development	1,299,302.97	1,842.69	1,301,145.66	1,301,145.66
245	Public Safety Reimbursable Bond	4.12	4.12	4.12

RECEIPTS AND DISBURSEMENTS FOR TREASURY FUNDS

		February 1, 2018	February 2018		February 28, 2018		
		Beginning Book Balance	Plus Receipts	Less Disbursements	Ending Book Balance	Outstanding Warrants	Ending Cash Balance
CAPITAL PROJECTS FUNDS (Continued)							
246	Community and Technical College Forest Reserve	\$ 2,839,733.79	\$ 187.25	\$	\$ 2,839,921.04	\$	\$ 2,839,921.04
289	Thurston County Capital Facilities	5,312,247.54	378,179.33	405,285.67	5,285,141.20	5,285,141.20
357	Gardner-Evans Higher Education Construction	45,698.05	45,698.05	45,698.05
364	Military Department Capital	1,084,597.35	1,084,597.35	1,084,597.35
TOTAL CAPITAL PROJECTS FUNDS		\$ 107,887,458.86	\$ 21,101,471.78	\$ 95,609,080.11	\$ 33,379,850.53	\$ 2,518,103.52	\$ 35,897,954.05
PERMANENT FUNDS							
04B	Natural Resources Real Property Replacement	\$ 6,442,913.95	\$ 5,920.66	\$ (2,200.00)	\$ 6,451,034.61	\$	\$ 6,451,034.61
601	Agricultural Permanent	145,751.21	87,682.91	58,068.30	58,068.30
603	Millersylvania Park Trust	5,487.54	5.12	5,492.66	5,492.66
604	Normal School Permanent	129,943.60	(24,830.00)	154,773.60	154,773.60
605	Permanent Common School	91,076.18	36,788.64	54,287.54	54,287.54
606	Scientific Permanent	1,530,438.66	707,984.73	822,453.93	822,453.93
607	State University Permanent	105,540.31	(29,946.58)	135,486.89	135,486.89
851	Developmental Disabilities Community Trust	1,504,426.36	833.13	(16.17)	1,505,275.66	1,505,275.66
TOTAL PERMANENT FUNDS		\$ 9,955,577.81	\$ 6,758.91	\$ 775,463.53	\$ 9,186,873.19	\$	\$ 9,186,873.19
ENTERPRISE FUNDS							
401	Correctional Industries	\$ 5,413,945.31	\$ 9,378,170.34	\$ 7,760,887.06	\$ 7,031,228.59	\$ 169,480.88	\$ 7,200,709.47
407	Secretary of State's Revolving	10,054,477.96	836,972.09	692,744.43	10,198,705.62	22.00	10,198,727.62
578	Lottery Administrative	257,991.66	1,200,226.05	1,082,101.69	376,116.02	12,382.72	388,498.74
608	Accident	12,788,696.10	202,740,910.77	215,404,501.31	125,105.56	11,540,733.10	11,665,838.66
609	Medical Aid	8,396,119.09	177,229,190.38	186,366,670.48	(741,361.01)	8,326,224.87	7,584,863.86
610	Accident Reserve	591,835.17	58,848,365.60	58,089,006.19	1,351,194.58	731,694.92	2,082,889.50
881	Supplemental Pension	3,533,507.23	115,302,666.93	118,215,475.16	620,699.00	1,380,391.18	2,001,090.18
883	Second Injury	20,407,328.24	2,698,818.22	71,858.33	23,034,288.13	24,322.06	23,058,610.19
TOTAL ENTERPRISE FUNDS		\$ 61,443,900.76	\$ 568,235,320.38	\$ 587,683,244.65	\$ 41,995,976.49	\$ 22,185,251.73	\$ 64,181,228.22
INTERNAL SERVICE FUNDS							
006	Public Records Efficiency, Preservation & Access	\$ 2,217,415.90	\$ 142,003.93	\$ 303,890.43	\$ 2,055,529.40	\$	\$ 2,055,529.40
405	Legal Services Revolving	14,317,079.83	11,497,627.42	11,715,502.56	14,099,204.69	195,309.74	14,294,514.43
410	Transportation Equipment	13,649,063.32	822,491.86	490,914.90	13,980,640.28	3,761.15	13,984,401.43
415	Personnel Service	2,500,450.73	202,869.58	509,440.27	2,193,880.04	633.29	2,194,513.33
418	State Health Care Authority Administrative	2,116,164.87	2,114,545.11	1,567,708.08	2,663,001.90	11,877.37	2,674,879.27
455	Higher Education Personnel Service	(64,147.39)	30,112.77	46,873.29	(80,907.91)	208.57	(80,699.34)
468	OFM Central Service	(206,997.67)	165,338.85	677,483.68	(719,142.50)	66.50	(719,076.00)
483	Auditing Services Revolving	561,172.61	381,132.60	902,227.77	40,077.44	38.22	40,115.66
484	Administrative Hearings Revolving	(2,222,779.04)	1,826,420.77	1,572,964.64	(1,969,322.91)	1,172.58	(1,968,150.33)
TOTAL INTERNAL SERVICE FUNDS		\$ 32,867,423.16	\$ 17,182,542.89	\$ 17,787,005.62	\$ 32,262,960.43	\$ 213,067.42	\$ 32,476,027.85

RECEIPTS AND DISBURSEMENTS FOR TREASURER'S TRUST FUNDS

		February 1, 2018	February 2018		February 28, 2018		
		Beginning Book Balance	Plus Receipts	Less Disbursements	Ending Book Balance	Outstanding Warrants	Ending Cash Balance
PENSION TRUST FUNDS							
614	Volunteer Firefighters' Relief and Pension Principal	\$ 16,099,653.27	\$ 726,144.90	\$ 1,041,186.37	\$ 15,784,611.80	\$ 46,128.53	\$ 15,830,740.33
615	State Patrol - Plan 1	897,041.14	6,110,342.79	6,088,657.11	918,726.82	56,828.55	975,555.37
616	Judges' Retirement	834,180.96	778.05	32,880.99	802,078.02	802,078.02
630	State Patrol - Plan 2	415,747.75	924,166.97	922,804.67	417,110.05	2,400.44	419,510.49
631	Public Employees' Retirement System Plan 1	8,665,993.16	156,500,332.44	156,358,397.29	8,807,928.31	1,668,951.92	10,476,880.23
632	Teachers' Retirement System Plan 1	6,658,203.72	111,315,400.05	111,333,249.66	6,640,354.11	916,076.44	7,556,430.55
633	School Employees' Retirement System Combined Plan 2 & 3	3,978,647.77	51,560,122.65	51,813,356.73	3,725,413.69	430,070.77	4,155,484.46
635	Public Safety Employees Retirement System Plan 2	306,089.52	4,397,677.89	4,467,679.52	236,087.89	56,378.85	292,466.74
641	Public Employees' Retirement System Combined Plan 2 & 3	10,309,456.48	229,756,792.43	230,720,254.96	9,345,993.95	1,908,966.24	11,254,960.19
642	Teachers' Retirement System Combined Plan 2 and 3	9,197,112.15	150,850,726.92	150,566,030.03	9,481,809.04	251,486.39	9,733,295.43
722	Deferred Compensation Principal	2,933,590.42	38,381,830.16	37,923,850.42	3,391,570.16	3,704.29	3,395,274.45
729	Judicial Retirement Principal	9,427.37	116,419.65	116,434.62	9,412.40	9,412.40
819	LEOFF Plan 1 Retirement	2,629,650.79	30,328,852.98	30,315,660.25	2,642,843.52	576,583.14	3,219,426.66
829	LEOFF Plan 2 Retirement	2,854,419.13	48,919,327.08	49,001,366.68	2,772,379.53	463,331.94	3,235,711.47
882	Washington Judicial Retirement System	9,121,374.69	8,564.83	679,852.87	8,450,086.65	1,946.20	8,452,032.85
TOTAL PENSION TRUST FUNDS		\$ 74,910,588.32	\$ 829,897,479.79	\$ 831,381,662.17	\$ 73,426,405.94	\$ 6,382,853.70	\$ 79,809,259.64
AGENCY FUNDS							
01P	Suspense	\$ 53,266,534.73	\$ 19,591,557.39	\$ 18,517,571.40	\$ 54,340,520.72	\$ 383,698.41	\$ 54,724,219.13
01R	Undistributed Receipts	3,726,341.30	237,598.33	3,963,939.63	3,963,939.63
01T	Local Leasehold Excise Tax	6,061,468.04	2,205,954.36	7,679,340.40	588,082.00	588,082.00
034	Local Sales and Use Tax
035	State Payroll Revolving	20,767,349.29	472,510,752.91	478,789,064.46	14,489,037.74	2,446,840.36	16,935,878.10
165	Salary Reduction	3,823,973.71	2,969,281.91	3,376,271.78	3,416,983.84	3,416,983.84
768	Local Real Estate Excise Tax	622,059.48	622,059.48
795	State Investment Board Commingled Monthly Bond
865	State Investment Board Commingled Trust	16,361.22	16,361.22
877	OASI Contribution
TOTAL AGENCY FUNDS		\$ 87,645,667.07	\$ 498,153,565.60	\$ 509,000,668.74	\$ 76,798,563.93	\$ 2,830,538.77	\$ 79,629,102.70
TOTAL TREASURY FUNDS		\$ 5,704,775,071.91	\$ 5,438,755,747.17	\$ 6,249,611,966.22	\$ 4,893,918,852.86	\$ 86,829,007.64	\$ 4,980,747,860.50

RECEIPTS AND DISBURSEMENTS FOR TREASURER'S TRUST FUNDS

	February 1, 2018		February 2018		February 28, 2018	
	Beginning Book Balance	Plus Receipts	Less Disbursements	Ending Book Balance	Outstanding Warrants	Ending Cash Balance
GENERAL FUND						
06N Local Tax Administration	\$	\$	\$	\$	\$	\$
07F Commercial Fisheries Buyback
08B Foster Care Endowed Scholarship Trust	15,629.35	14.59	15,643.94	15,643.94
08E Individual Development Account Program	1,955.57	1.83	1,957.40	1,957.40
08N State Financial Aid	(10,850,686.87)	86,368,920.92	65,360,397.57	10,157,836.48	6,731.54	10,164,568.02
08T Transportation Innovative Partnership
10L Health Insurance Partnership
10V Invasive Species Council
11M Poet Laureate	115.55	115.55	115.55
11R Hospital Infection Control Grant
12L Outdoor Education and Recreation Prog	820,055.43	820,055.43	820,055.43
12P Geoduck Aquaculture Research	0.48	0.48	0.48
131 Fair	2,108,469.31	1,970.52	4,506.14	2,105,933.69	2,105,933.69
132 State Trade Fair
14N Legislative Oral History	57,246.20	57,246.20	57,246.20
14P Skeletal Human Remains Assistance	276,351.66	1,190.00	277,541.66	277,541.66
15B Food Animal Vet Scholarship
15N Business Assistance
16F Washington State Flag	410.96	410.96	410.96
16K Mortgage Recovery
16R Multiagency Permitting Team	93,311.34	87.10	93,398.44	93,398.44
17R Aerospace Training Student Loan	1,008,920.69	25,123.85	2,262.29	1,031,782.25	1,031,782.25
18C Native Education Public-Private Partnership
18F High School Completion
18G Opportunity Scholarship Match Transfer	1,979,087.44	1,979,087.44	1,979,087.44
18K 24/7 Sobriety	4,274.47	356.45	4,630.92	4,630.92
18V Science, Technology, Engineering and Math Education Lighthouse
19J Universal Communications Services	5,698,227.32	5,698,227.32	5,698,227.32
19V Andy Hill Cancer Research Endowment Fund Match Transfer	9,665,925.53	82,370.73	9,583,554.80	9,583,554.80
20L Early Start
21J Gina Grant Bull Memorial Legislative Page Scholarship	23,368.51	1,219.18	825.00	23,762.69	400.00	24,162.69
21K Skilled Worker Awareness Grant Program
21L Low-Income Home Rehab Revolving Loan Program
21T Suicide-Safer Homes Project	50,000.00	25,720.46	24,279.54	24,279.54
22A State Agency Office Relocation Pool	9,004,511.80	327,339.69	8,677,172.11	105.14	8,677,277.25
22B Highway Worker Memorial Scholarship
290 Savings Incentive	2,641,771.93	233,951.87	2,407,820.06	2,407,820.06
447 Information Technology Investment Revolving	6,884,787.99	231.33	19,772.55	6,865,246.77	6,865,246.77
490 Regional Transportation Investment District
493 School Employees' Insurance

RECEIPTS AND DISBURSEMENTS FOR TREASURER'S TRUST FUNDS

		February 1, 2018	February 2018		February 28, 2018		
		Beginning Book Balance	Plus Receipts	Less Disbursements	Ending Book Balance	Outstanding Warrants	Ending Cash Balance
GENERAL FUND (Continued)							
494	School Employees' Benefits Board Administration	\$	\$	\$	\$	\$	\$
514	Agricultural Conservation Easements
534	Washington Graduate Fellowship Trust	489.80	489.80	489.80
551	Washington Youth and Families	124,634.31	124,634.31	124,634.31
552	Conservation Assistance Revolving	416,246.25	416,246.25	416,246.25
646	Higher Ed Retirement Plan Supplemental Benefit	1,200.20	502,077.51	502,077.00	1,200.71	1,200.71
653	Washington Distinguished Professorship Trust
743	College Faculty Awards Trust	186.14	186.14	186.14
747	Health Professional Loan Repayment & Scholarship Program	9,781,200.04	584,070.07	274,996.74	10,090,273.37	6,103.92	10,096,377.29
748	Higher Education Coord. Board for Innovation and Quality
781	Cross-State Trail	473.10	473.10	473.10
793	Health Insurance Pool
817	Stadium and Exhibition Center Construction
835	Four Year Student Child Care in Higher Education	53,850.49	53,850.49	53,850.49
837	Washington's Promise Scholarship	8.13	0.01	8.14	8.14
TOTAL GENERAL FUND		\$ 39,862,023.12	\$ 87,485,263.36	\$ 66,834,220.04	\$ 60,513,066.44	\$ 13,340.60	\$ 60,526,407.04
SPECIAL REVENUE FUNDS							
01F	Crime Victims' Compensation	\$ 8,007,133.14	\$ 328,566.40	\$	\$ 8,335,699.54	\$	\$ 8,335,699.54
025	Pilotage	806,525.73	106,578.10	53,004.74	860,099.09	30.35	860,129.44
03K	Industrial Insurance Premium Refund	4,315,164.78	6,579.98	157,215.73	4,164,529.03	50.00	4,164,579.03
04F	Real Estate Education Program	626,954.93	825.66	112.02	627,668.57	627,668.57
06H	Oral History, State Library, and Archives	20,244.40	15,126.91	16,701.87	18,669.44	70.20	18,739.64
06J	Securities Prosecution	558,641.27	2,050.00	7,267.62	553,423.65	7,267.62	560,691.27
07A	Mortgage Lending Fraud Prosecution	344,251.39	23,080.90	367,332.29	367,332.29
07B	Organ and Tissue Donation Awareness	47,567.94	30,134.55	77,702.49	77,702.49
07E	Contract Harvesting Revolving	4,089,745.89	4,688.74	(1,215,888.29)	5,310,322.92	64.00	5,310,386.92
07J	"Helping Kids Speak"	2,690.34	2,606.33	2,128.00	3,168.67	3,168.67
07K	Special License Plate Applicant Trust	6,103.00	6,103.00	6,103.00
07L	Legislative International Trade	735.13	735.13	735.13
07N	Produce Railcar Pool	48.30	0.04	48.34	48.34
07T	Commemorative Works	3,305.92	3.08	3,309.00	3,309.00
07V	Fish and Wildlife Enforcement Reward	680,622.81	29,144.82	9,356.21	700,411.42	185.00	700,596.42
08C	Gonzaga University Alumni Association	5,267.36	3,201.34	3,525.66	4,943.04	4,943.04
08F	Lighthouse Environmental Programs	11,521.96	7,128.34	7,184.32	11,465.98	11,465.98
08J	Prescription Drug Consortium	42,947.77	42,947.77	42,947.77
08L	"Ski & Ride Washington"	3,738.22	2,676.34	3,411.33	3,003.23	3,003.23
08P	State Parks Education and Enhancement	451,739.27	9,412.66	14,353.30	446,798.63	446,798.63
08V	Veterans Stewardship	1,509,109.96	43,661.68	29,253.59	1,523,518.05	83.60	1,523,601.65
08W	"Washington's National Park Fund"	19,408.55	14,181.98	15,838.65	17,751.88	17,751.88

RECEIPTS AND DISBURSEMENTS FOR TREASURER'S TRUST FUNDS

	February 1, 2018		February 2018		February 28, 2018		
	Beginning Book Balance		Plus Receipts	Less Disbursements	Ending Book Balance	Outstanding Warrants	Ending Cash Balance
SPECIAL REVENUE FUNDS (Continued)							
098 Eastern Washington Pheasant Enhancement	\$ 146,620.07	\$	5,266.81	\$ 5,595.72	\$ 146,291.16	\$	\$ 146,291.16
09A We Love Our Pets	11,699.22		4,130.00	4,582.65	11,246.57	11,246.57
09B Boating Safety Education Certification	659,190.54		8,310.00	4,108.92	663,391.62	170.00	663,561.62
09J Washington Coastal Crab Pot Buoy Tag	285,302.45	285,302.45	285,302.45
09K Life Sciences Discovery	1,761,799.13		2,377.36	176,793.31	1,587,383.18	5,957.53	1,593,340.71
09L Nursing Resource Center	197,707.32		47,340.00	137,602.98	107,444.34	535.00	107,979.34
10F "Share the Road"	17,865.37		6,888.00	7,695.32	17,058.05	17,058.05
11A Employment Training Finance	311,547.66		17,572.64	16,368.76	312,751.54	312,751.54
11J Electronic Products Recycling	765,870.99		22,830.00	25,686.01	763,014.98	2,500.00	765,514.98
11P Large On-Site Sewage Systems
11V Veteran Estate Management	3,712.76		26,784.95	27,558.29	2,939.42	2,939.42
126 Agricultural Local	16,060,267.98		3,646,920.35	2,665,667.19	17,041,521.14	30,100.92	17,071,622.06
128 Grain Inspection Revolving	7,334,112.27		1,049,831.47	1,243,725.05	7,140,218.69	1,361.33	7,141,580.02
12E Assisted Living Facility Management	269,044.97		1.97	(301.02)	269,347.96	269,347.96
12F Manufactured/Mobile Home Dispute Resol	2,568,481.45		40,997.25	37,995.17	2,571,483.53	56.69	2,571,540.22
12G Rockfish Research	322,588.57		3,054.50	13,268.12	312,374.95	312,374.95
12H Uniformed Service Shared Leave Pool	805,296.41	(9,011.93)	814,308.34	814,308.34
12N Get Ready For Math & Science Scholarship	38,812.78		1,668.88	40,481.66	40,481.66
133 Children's Trust	514,423.65		3,101.99	18,708.50	498,817.14	498,817.14
14E Washington State Heritage Center	3,010,007.87		468,486.00	435,055.62	3,043,438.25	1,610.81	3,045,049.06
14W Reduced Cigarette Ignition Propensity	430,938.72		6,662.62	1,640.02	435,961.32	435,961.32
15A Transitional Housing Oper & Rent	166,310.15	166,310.15	166,310.15
15T Broadband Mapping
15V Funeral and Cemetery	961,052.81		170,901.86	44,164.73	1,087,789.94	92.26	1,087,882.20
15W Guaranteed Asset Protection Waiver	18,500.00	18,500.00	18,500.00
163 Worker and Community Right to Know	2,601,849.74		51,173.54	216,376.59	2,436,646.69	1,484.67	2,438,131.36
169 Horse Racing Commission Operating	860,048.45		164,605.04	131,626.12	893,027.37	390.84	893,418.21
16B Landscape Architects' License	323,662.69		18,010.00	11,904.11	329,768.58	7.49	329,776.07
16E Spec Forest Products Outreach/Education	12,671.74		41.64	12,713.38	12,713.38
16G Universal Vaccine Purchase	6,029,897.76		3,432,423.26	2,975,785.79	6,486,535.23	6,486,535.23
16H Columbia River Salmon/Steelhead Endorsement	731,489.13		14,286.00	129,626.13	616,149.00	60.38	616,209.38
16L Accessible Communities	511,652.70		12,481.52	6,154.69	517,979.53	517,979.53
16N Disabled Veterans Assistance
16T Product Stewardship Programs	246,246.35		96,000.00	8,812.60	333,433.75	333,433.75
17H WA Global Health Technologies Product Development	2.06	2.06	2.06
17L Foreclosure Fairness	572,702.35		68,500.00	293,152.35	348,050.00	28.00	348,078.00
17M Individual-Based/Portable Background Check Clearance	31,899.55		22,705.00	56,610.43	(2,005.88)	415.70	(1,590.18)
17V Volunteer Firefighters	5,644.34		1,966.99	3,047.34	4,563.99	4,563.99
180 Local Government Administrative Hearings	254,476.28		6,853.78	2,226.71	259,103.35	259,103.35
189 Clarke-McNary

RECEIPTS AND DISBURSEMENTS FOR TREASURER'S TRUST FUNDS

	February 1, 2018		February 2018		February 28, 2018		
	Beginning Book Balance		Plus Receipts	Less Disbursements	Ending Book Balance	Outstanding Warrants	Ending Cash Balance
SPECIAL REVENUE FUNDS (Continued)							
18A Investing In Innovation	\$ 34,347.09	\$	\$	\$	\$ 34,347.09	\$	\$ 34,347.09
18E Educator Certification Processing	2,338,623.53		225,205.00	164,666.92	2,399,161.61	531.08	2,399,692.69
18M Music Matters Awareness	5,826.34		4,216.34	4,519.68	5,523.00	5,523.00
18N Damage Prevention	142,523.00		11,491.00	13,000.00	141,014.00	141,014.00
18R Seattle Sounders FC	7,952.94		4,909.34	5,847.34	7,014.94	7,014.94
190 Forest Fire Protection Assessment	9,318,935.43		645.25	2,364,740.70	6,954,839.98	5,669.51	6,960,509.49
193 State Forest Nursery Revolving	982,033.25		215.08	545,990.26	436,258.07	11,929.67	448,187.74
195 Energy	13,625.53		12.72	2,001.14	11,637.11	11,637.11
197 Statute Law Committee Publications	862,440.02		21,902.12	11,835.46	872,506.68	50.34	872,557.02
198 Access Road Revolving	8,642,179.66		1,252.54	320,418.25	8,323,013.95	27,745.77	8,350,759.72
19B School for the Blind	1,858,906.64		136,854.13	109,129.61	1,886,631.16	341.11	1,886,972.27
19E 4-H Program	615.00		385.00	728.00	272.00	272.00
19F Seattle Seahawks	45,630.72		38,686.66	44,858.38	39,459.00	39,459.00
19H Center for Childhood Deafness and Hearing Loss	357,917.47		15,967.06	373,884.53	373,884.53
19M Seattle University	20,883.33		312.66	21,195.99	21,195.99
19P Child Rescue	11,948.94		209.33	12,158.27	12,158.27
19R Residential Services and Support
19W Wolf-Livestock Conflict	285,913.03		285,913.03	285,913.03
205 Mobile Home Park Relocation	1,488,987.69		32,186.32	122,758.77	1,398,415.24	7,500.00	1,405,915.24
206 Cost of Supervision	480,735.31		133,582.83	138,451.23	475,866.91	1,992.00	477,858.91
209 Regional Fisheries Enhancement Group	1,365,948.38		7,420.04	46,563.92	1,326,804.50	0.57	1,326,805.07
20A State Flower	1,820.00		1,556.33	1,388.33	1,988.00	1,988.00
20D CPA Scholarship Transfer	250,000.00		250,000.00	250,000.00
20E WA Internet Crimes Against Children	429,000.00		429,000.00	429,000.00
20G Washington Farmers and Ranchers	364.00		252.00	112.00	504.00	112.00	616.00
20K Licensing & Enforcement System Modernization	1,190,637.90		51.66	(195.75)	1,190,885.31	1,488.50	1,192,373.81
20P Nursing Facility Quality Enhancement	2,354,797.07		2,354,797.07	2,354,797.07
20W Washington Tennis	1,152.67		168.00	1,320.67	1,320.67
210 Fire Protection Contractor License	651,424.18		26,934.92	53,210.06	625,149.04	625,149.04
213 Veterans' Emblem	30,605.94		378.00	30,983.94	30,983.94
214 Temporary Worker Housing	288,413.56		12,832.07	6,314.06	294,931.57	294,931.57
219 Air Operating Permit	1,081,277.53		614,127.96	70,760.62	1,624,644.87	1,624,644.87
21A Washington State Wrestling	359.33		336.00	415.33	280.00	280.00
21C Washington Sexual Assault Kit	2,516,688.15		2,369.05	117,822.69	2,401,234.51	2,401,234.51
21F Fred Hutch	532.00		336.00	532.00	336.00	336.00
21G Washington State Aviation	17,702.99		1,932.00	19,634.99	19,634.99
21N NE WA Wolf-Livestock Management
21Q Forest Health Revolving	175,856.95		79.46	175,936.41	175,936.41
21U Veteran's In-State Service Shared Leave Pool	10,413.28		2,191.20	610.44	11,994.04	11,994.04
21W K-12 Criminal Background Check	199,015.44		106,407.00	127,284.89	178,137.55	86.00	178,223.55

RECEIPTS AND DISBURSEMENTS FOR TREASURER'S TRUST FUNDS

	February 1, 2018		February 2018		February 28, 2018		
	Beginning Book Balance		Plus Receipts	Less Disbursements	Ending Book Balance	Outstanding Warrants	Ending Cash Balance
SPECIAL REVENUE FUNDS (Continued)							
225 Fingerprint Identification	\$ 3,739,681.98		\$ 828,931.41	\$ 895,431.64	\$ 3,673,181.75	\$ 2,761.07	\$ 3,675,942.82
22E Family and Medical Leave Enforcement	397,738.06				397,738.06		397,738.06
22F Family and Medical Leave Insurance	82,079,843.77		77,312.25	1,957,677.46	80,199,478.56		80,199,478.56
22G Photovoltaic Module Recycling							
22H Foster Parent Shared Leave Pool							
22K Watershed Restoration Enhancement							
22L Public Use General Aviation Airport Loan Revolving							
259 Coastal Crab	110,028.16		120.00	895.41	109,252.75		109,252.75
274 Adult Family Home	667,311.20			(5,580.92)	672,892.12		672,892.12
281 Impaired Driving Safety	21,830.02		144,301.50		166,131.52		166,131.52
283 Juvenile Accountability Incentive	83,933.71		78.35		84,012.06		84,012.06
294 Sea Cucumber Dive Fishery							
295 Sea Urchin Dive Fishery	3.42				3.42		3.42
297 Pipeline Safety	4,914,088.25		62,055.86	200,571.31	4,775,572.80		4,775,572.80
298 Geologists'	375,064.82		29,680.00	16,517.55	388,227.27	558.89	388,786.16
300 Financial Services Regulation	18,717,246.48		4,344,063.01	2,207,177.70	20,854,131.79	3,858.04	20,857,989.83
320 Puget Sound Crab Pot Buoy Tag	72,646.71			6.53	72,640.18		72,640.18
328 Crim Justice Training Commis Firing Range Maintenance	81,178.00				81,178.00		81,178.00
416 Surplus and Donated Food Commodities Revolving	2,444,823.56		1,159,999.40	2,042,568.08	1,562,254.88	78,506.66	1,640,761.54
424 Anti-Trust Revolving	5,921,662.11		783,441.14	182,426.32	6,522,676.93	772.95	6,523,449.88
480 Financial Education Public-Private Partnership	18,772.75				18,772.75		18,772.75
485 Horse Racing Owners' Bonus/Breeder Awards	37,496.91		9,639.17	2,362.31	44,773.77	4,129.21	48,902.98
495 Toll Collection	17,828,434.11		14,746,803.80	13,594,104.45	18,981,133.46	72,378.82	19,053,512.28
496 Future Teachers Conditional Scholarship	3,449,315.28		38,028.48	9,485.01	3,477,858.75	18,008.23	3,495,866.98
497 Horse Racing Commission Class C Purse Fund	80,518.03		5,253.86		85,771.89		85,771.89
498 Washington State Council of Fire Fighters Benevolent	14,768.39		9,111.69	10,980.68	12,899.40		12,899.40
499 Law Enforcement Memorial	49,847.69		23,550.34	27,736.31	45,661.72		45,661.72
501 Liquor Revolving	40,649,781.63		6,478,933.66	3,363,202.70	43,765,512.59	266,731.83	44,032,244.42
503 Tuition Recovery	3,535,047.66		23,840.18	244.59	3,558,643.25	183.00	3,558,826.25
515 DNA Data Base	786,513.43		41,298.70	42,190.64	785,621.49		785,621.49
516 Fruit and Vegetable Inspection	8,758,245.95		1,307,731.19	1,429,426.76	8,636,550.38	7,335.54	8,643,885.92
536 Federal Food Service Revolving	2,211,496.39		4,577,811.19	4,567,912.17	2,221,395.41	30,649.00	2,252,044.41
553 Performance Audits of Government	6,020,083.53		1,661,642.54	1,230,015.26	6,451,710.81	143.92	6,451,854.73
561 Community Technical College Innovation	8,682,829.92		479,185.43	395,394.25	8,766,621.10		8,766,621.10
687 Rural Rehabilitation	227,554.32		212.41	44,901.51	182,865.22		182,865.22
688 Federal Local Rail Service Assistance	78,754.80		75.93		78,830.73		78,830.73
731 Child Care Facility Revolving	1,416,115.23		2,911.85		1,419,027.08		1,419,027.08
732 Nursing Home Civil Penalties	2,177,039.89		(11,500.00)	(45,042.41)	2,210,582.30		2,210,582.30
746 Hanford Area Economic Investment	42,366.25		20,025.00		62,391.25		62,391.25
749 Governor's Interagency Committee of State Employed Women	76,373.15			3,114.40	73,258.75		73,258.75

RECEIPTS AND DISBURSEMENTS FOR TREASURER'S TRUST FUNDS

		February 1, 2018	February 2018		February 28, 2018		
		Beginning Book Balance	Plus Receipts	Less Disbursements	Ending Book Balance	Outstanding Warrants	Ending Cash Balance
SPECIAL REVENUE FUNDS (Continued)							
761	Basic Health Plan Subscription	\$ 250,744.09	\$	\$	\$ 250,744.09	\$	\$ 250,744.09
763	Center for the Improvement of Student Learning	35,600.68	35,600.68	35,600.68
773	Commission on Higher Ed Prof Student Ex Program	51,200.00	51,200.00	51,200.00
774	University of Washington License Plate	25,613.00	22,087.36	47,700.36	47,700.36
776	Washington State University License Plate	77,628.17	45,203.73	77,628.17	45,203.73	45,203.73
778	Western Washington University License Plate	1,491.01	1,474.67	2,965.68	2,965.68
779	Eastern Washington University License Plate	33,991.78	2,820.99	36,812.77	36,812.77
780	School Zone Safety Account	1,313,174.17	43,219.51	4,928.20	1,351,465.48	1,351,465.48
783	Central Washington University License Plate	12,189.32	1,098.99	13,288.31	13,288.31
784	Miscellaneous Transportation Programs	(6,193,755.05)	14,118,763.33	14,833,497.93	(6,908,489.65)	9,042.82	(6,899,446.83)
786	The Evergreen State College License Plate	3,228.04	263.67	3,491.71	3,491.71
789	Advanced Environmental Mitigation Revolving	650,685.45	2,388.52	653,073.97	653,073.97
816	Stadium and Exhibition Center	20,351,016.49	2,955,306.32	23,306,322.81	23,306,322.81
821	Impaired Physician	287,316.77	129,950.00	122,930.63	294,336.14	1,000.00	295,336.14
823	Livestock Nutrient Management	43,637.45	100.00	43,737.45	43,737.45
833	Developmental Disabilities Endowment Trust	2,410,725.07	293,113.31	287,560.73	2,416,277.65	172,714.25	2,588,991.90
834	Capitol Furnishings Preservation Committee	82,511.67	3,815.05	86,326.72	86,326.72
878	Federal Forest Revolving	456.71	2,474,252.11	2,474,709.41	(0.59)	(0.59)
880	Advance Right-of-Way Revolving	13,743,540.25	281,443.59	1,625.00	14,023,358.84	15.00	14,023,373.84
884	Gambling Revolving	10,388,187.91	905,000.04	1,076,716.57	10,216,471.38	33,705.49	10,250,176.87
885	Plumbing Certificate	792,585.11	100,371.18	69,127.97	823,828.32	4.17	823,832.49
892	Pressure Systems Safety	652,172.74	134,331.43	173,543.03	612,961.14	600.21	613,561.35
TOTAL SPECIAL REVENUE FUNDS		\$ 368,645,275.02	\$ 69,816,768.48	\$ 63,365,442.70	\$ 375,096,600.80	\$ 813,068.04	\$ 375,909,668.84
CAPITAL PROJECTS FUNDS							
366	Watershed Restoration Enhancement Bond	\$	\$	\$	\$	\$	\$
377	Watershed Restoration Enhancement Taxable Bond
TOTAL CAPITAL PROJECTS FUNDS		\$	\$	\$	\$	\$	\$
PERMANENT FUNDS							
842	American Indian Scholarship Endowment	\$ 296,062.74	\$ 276.41	\$	\$ 296,339.15	\$	\$ 296,339.15
852	Foster Care Scholarship Endowment	3,685.19	3.44	3,688.63	3,688.63
TOTAL PERMANENT FUNDS		\$ 299,747.93	\$ 279.85	\$	\$ 300,027.78	\$	\$ 300,027.78
ENTERPRISE FUNDS							
413	Municipal Revolving	\$ 5,570,624.47	\$ 1,158,427.61	\$ 2,285,565.63	\$ 4,443,486.45	\$ 707.57	\$ 4,444,194.02
442	Legislative Gift Center	38,044.56	28,278.37	16,759.61	49,563.32	504.00	50,067.32
445	Self-Insured Emplr Overpymt Reimb	582,047.81	89,002.06	493,045.75	89,002.06	582,047.81
446	Industrial Insurance Rainy Day Fund
449	Certificates of Participation and Other Financing - Local	158,678.57	164,737.61	164,987.61	158,428.57	158,428.57
463	Washington College Savings Program

RECEIPTS AND DISBURSEMENTS FOR TREASURER'S TRUST FUNDS

		February 1, 2018	February 2018		February 28, 2018		
		Beginning Book Balance	Plus Receipts	Less Disbursements	Ending Book Balance	Outstanding Warrants	Ending Cash Balance
ENTERPRISE FUNDS (Continued)							
470	Imaging	\$ 163,595.37	\$ 21,047.19	\$ 31,979.15	\$ 152,663.41	\$	\$ 152,663.41
477	Lottery Investment
543	Judicial Information Systems	5,822,424.40	1,771,624.19	1,766,413.50	5,827,635.09	5,613.53	5,833,248.62
544	Pollution Liability Insurance Program Trust	28,730,016.71	293,539.26	659,217.59	28,364,338.38	22,466.52	28,386,804.90
545	Heating Oil Pollution Liability Trust	354,903.94	263,708.24	131,475.62	487,136.56	487,136.56
788	Advanced College Tuition Payment Program	14,060,891.32	12,694,537.95	19,788,501.14	6,966,928.13	2,862,038.19	9,828,966.32
TOTAL ENTERPRISE FUNDS		\$ 55,481,227.15	\$ 16,395,900.42	\$ 24,933,901.91	\$ 46,943,225.66	\$ 2,980,331.87	\$ 49,923,557.53
INTERNAL SERVICE FUNDS							
12V	PEBB Medical Benefits Admin	\$	\$	\$	\$	\$	\$
411	Natural Resources Equipment	4,455,066.82	2,335.09	1,037,368.90	3,420,033.01	9,963.16	3,429,996.17
421	Education Technology Revolving	8,413,729.48	1,110,493.03	7,303,236.45	150,166.03	7,453,402.48
422	General Administration Services	10,073,508.46	19,779,706.70	16,826,912.98	13,026,302.18	90,787.78	13,117,089.96
436	OFM Labor Relations Service	1,784,141.82	133,119.00	391,521.27	1,525,739.55	1,525,739.55
438	Uniform Dental Plan Benefits Administration	(11,339.18)	529,139.00	518,665.89	(866.07)	(866.07)
439	Uniform Medical Plan Benefits Administration	706,680.21	4,530,539.00	1,298,138.86	3,939,080.35	3,939,080.35
444	Fish & Wildlife Equipment	615,025.98	72,933.68	38,048.11	649,911.55	921.57	650,833.12
453	Minority and Women's Business Enterprises	620,848.40	377,316.00	237,673.24	760,491.16	1,910.43	762,401.59
458	Consolidated Technology Services Revolving	(13,758,996.47)	19,202,565.61	10,501,813.69	(5,058,244.55)	69,248.98	(4,988,995.57)
461	Shared Information Technology System Revolving	474,531.88	(474,531.88)
466	Statewide Info Tech System Development Revolving	1,221,079.30	33,319.50	719,525.60	534,873.20	534,873.20
471	State Patrol Nonappropriated Airplane Revolving	122,591.58	117,235.00	29,222.96	210,603.62	210,603.62
472	Statewide Info Tech System Maintenance & Operations Revolving	4,350,253.92	(5,607,765.13)	(1,092,371.10)	(165,140.11)	(165,140.11)
546	Risk Management	1,699,799.86	529,228.68	852,744.50	1,376,284.04	1,376,284.04
547	Liability	8,952,355.21	553,385.38	2,794,584.78	6,711,155.81	44,869.42	6,756,025.23
721	Public Employees' and Retirees' Insurance	147,815,691.61	172,529,034.84	147,558,503.99	172,786,222.46	2,252,598.78	175,038,821.24
730	Public Employees' and Retirees' Insurance Reserve	157,482,980.56	136,401.79	157,619,382.35	157,619,382.35
739	Certificates of Participation and Other Financing - State	234,651.68	7,339,113.73	7,350,706.04	223,059.37	745.00	223,804.37
TOTAL INTERNAL SERVICE FUNDS		\$ 335,252,601.12	\$ 219,783,075.99	\$ 190,173,552.74	\$ 364,862,124.37	\$ 2,621,211.15	\$ 367,483,335.52
PRIVATE PURPOSE FUNDS							
196	Unclaimed Personal Property	\$ 908,810.49	\$ 9,110,566.51	\$ 8,644,672.89	\$ 1,374,704.11	\$ 4,814,163.24	\$ 6,188,867.35
738	Department of Social and Health Services Trust	53,654.52	53,654.52	53,654.52
799	WA Achieving a Better Life Experience Program
TOTAL PRIVATE PURPOSE FUNDS		\$ 962,465.01	\$ 9,110,566.51	\$ 8,644,672.89	\$ 1,428,358.63	\$ 4,814,163.24	\$ 6,242,521.87
PENSION TRUST FUNDS							
838	LEOFF Retirement System Benefits Improvement	\$	\$	\$	\$	\$	\$
TOTAL PENSION TRUST FUNDS		\$	\$	\$	\$	\$	\$

RECEIPTS AND DISBURSEMENTS FOR TREASURER'S TRUST FUNDS

		February 1, 2018	February 2018		February 28, 2018		
		Beginning Book Balance	Plus Receipts	Less Disbursements	Ending Book Balance	Outstanding Warrants	Ending Cash Balance
AGENCY FUNDS							
16C	Real Estate/Property Tax Admin Assistance	\$ 50,478.75	\$ 44,853.22	\$ 50,478.75	\$ 44,853.22	\$	\$ 44,853.22
17A	County Enhanced 911 Excise Tax	6,261,143.06	6,308,600.26	6,266,749.04	6,302,994.28	6,302,994.28
525	Washington State Combined Fund Drive	1,707,779.92	255,588.79	1,193,693.67	769,675.04	21,428.79	791,103.83
660	Natural Resources Deposit	21,557,350.98	24,919,897.37	23,387,824.23	23,089,424.12	66,818.96	23,156,243.08
734	Centennial Document Preservation and Modernization	1,985,964.92	254,395.72	2,240,360.64	2,240,360.64
737	High Occupancy Vehicle
757	Maritime Historic Restoration and Preservation	3,803.14	212.50	4,015.64	4,015.64
797	Local Tourism Promotion	910,948.27	860,012.27	919,108.08	851,852.46	851,852.46
TOTAL AGENCY FUNDS		\$ 32,477,469.04	\$ 32,643,560.13	\$ 31,817,853.77	\$ 33,303,175.40	\$ 88,247.75	\$ 33,391,423.15
TOTAL TREASURER'S TRUST FUNDS		\$ 832,980,808.39	\$ 435,235,414.74	\$ 385,769,644.05	\$ 882,446,579.08	\$ 11,330,362.65	\$ 893,776,941.73

INVESTMENT STATEMENT & INVESTMENT INTEREST INCOME AND CAPITAL GAINS

INVESTMENT STATEMENT

Fund / Account	February 1, 2018	Purchased	Maturities & Sales	Amortization	February 28, 2018
Treasury & Treasurer's Trust					
Investments (trade date basis)	\$ 6,583,063,405.33	\$ 1,786,344,157.63	\$ 2,541,241,047.98	\$ 740,439.54	\$ 5,828,906,954.52
Reverse Repurchase Agreements
Purchased Accrued Interest	317,824.16	86,343.24	231,480.92
Total Treasury & Treasurer's Trust	\$ 6,583,381,229.49	\$ 1,786,344,157.63	\$ 2,541,327,391.22	\$ 740,439.54	\$ 5,829,138,435.44
Local Government Investment Pool					
Investments (trade date basis)	\$ 12,967,078,411.20	\$ 43,640,171,861.60	\$ 44,570,592,926.13	\$ 5,652,516.46	\$ 12,042,309,863.13
Reverse Repurchase Agreements
Purchased Accrued Interest	231,514.71	103,638.89	5,233.40	329,920.20
Total Local Government Investment Pool	\$ 12,967,309,925.91	\$ 43,640,275,500.49	\$ 44,570,598,159.53	\$ 5,652,516.46	\$ 12,042,639,783.33
Total All Accounts	\$ 19,550,691,155.40	\$ 45,426,619,658.12	\$ 47,111,925,550.75	\$ 6,392,956.00	\$ 17,871,778,218.77

INVESTMENT INTEREST INCOME AND CAPITAL GAINS CURRENT MONTH AND FISCAL YEAR TO DATE COMPARISON

Fund / Account	February 2018	February 2017	Fiscal Year 2018	Fiscal Year 2017
Treasury & Treasurer's Trust				
Cash	\$ 7,571,043.62	\$ 4,936,111.59	\$ 46,717,656.25	\$ 32,616,032.74
Custody Bank Fees	(3,862.87)	(4,616.67)	(31,447.67)	(36,861.96)
Other Bank Fees	(8,725.64)	(3,490.85)	(92,533.36)	(73,206.50)
Amortization	740,439.54	(72,359.65)	4,571,654.47	(632,572.62)
Accrued Interest	(1,440,856.15)	(362,867.84)	1,366,642.10	1,263,366.91
Gains and Losses	(39,682.51)	87,059.87	(910,678.85)	6,873,541.95
Total Treasury & Treasurer's Trust	\$ 6,818,355.99	\$ 4,579,836.45	\$ 51,621,292.94	\$ 40,010,300.52
Local Government Investment Pool				
Cash	\$ 7,864,924.51	\$ 3,570,965.25	\$ 54,389,579.35	\$ 26,042,629.38
Amortization	5,652,516.46	2,399,438.71	49,399,008.40	14,663,829.23
Accrued Interest	(239,210.64)	(85,774.06)	1,337,997.34	1,068,775.81
Gains and Losses	28,366.84	97,065.65	629,817.71	2,112,947.29
Total Local Government Investment Pool	\$ 13,306,597.17	\$ 5,981,695.55	\$ 105,756,402.80	\$ 43,888,181.71
Total All Accounts	\$ 20,124,953.16	\$ 10,561,532.00	\$ 157,377,695.74	\$ 83,898,482.23

DUANE A. DAVIDSON
STATE TREASURER
PO BOX 40200
OLYMPIA WA 98504-0200

