



# **Washington State Treasurer's Monthly Report**

**July 2018**



**DUANE A. DAVIDSON**  
State Treasurer


In accordance with the Americans with Disabilities Act, this publication will be made available in alternate formats upon request to the Office of the State Treasurer, Legislative Building, 2nd Floor, Olympia, Washington 98504-0200, telephone (360) 902-9000, fax (360) 902-9037 or TTY Users Call: 7-1-1. Web Site: <http://tre.wa.gov>.

Cover photo taken by Treasurer's Office staff.

TABLE OF CONTENTS

	<i>Page</i>
State Treasurer’s Letter .....	1
Investment Income Distributions.....	2
General Fund .....	5
Treasury, Treasurer’s Trust and Local Governments Investment Pool Flow Chart.....	6
Treasury, Treasurer’s Trust, Treasury and Treasurer’s Trust Charts.....	7
General Fund and Local Governments Investment Pool Charts .....	8
Receipts and Disbursements for Treasury Funds .....	9
Receipts and Disbursements for Treasurer’s Trust Funds .....	19
Investment Statement .....	26
Investment Interest Income and Capital Gains .....	27





**Duane A. Davidson,**  
State Treasurer

**State of Washington  
Office of the Treasurer**

Legislative Building  
P.O. Box 40200  
Olympia, Washington 98504-0200

(360) 902-9000 • TTY 7-1-1  
FAX (360) 902-9037  
Home Page <http://tre.wa.gov>

Fellow Washingtonians,

I am pleased to report on the operations of the Office of the State Treasurer for the month of July 2018. At the close of the month, the Treasury & Treasurer's Trust book balance was \$7.9 billion with investment earnings distributed for the month of \$12.7 million.

In the month of July each year, my office reports on the previous fiscal year. During fiscal year 2018, the temporary surplus balances of the 323 treasury funds and 237 trust funds are invested on a daily basis by the State Treasurer and credited to the Treasury Income Account. The State Treasurer distributes the balance of the Treasury Income Account to participating accounts. The amount distributed to each account is based on specific statutory provisions and the ratio of its average daily cash balance to the respective total average daily cash balances of the treasury and treasurer's trust funds.

Total income for fiscal year 2018 of \$78,862,884.14 was distributed to participating treasury funds and \$9,527,654.30 was distributed to participating treasurer's trust funds.

Sincerely,

A handwritten signature in black ink, appearing to read "Duane Davidson".

Duane A. Davidson  
Washington State Treasurer

# INVESTMENT INCOME DISTRIBUTIONS

## Investment Income – Treasury Funds and Accounts

Fund / Account	Amount Distributed	Fund / Account	Amount Distributed
001 General (See Summary of Distributions on page 3) .....	\$ 12,142,077.29	109 Puget Sound Ferry Operations .....	\$ 303,599.57
01T Local Leasehold Excise Tax .....	32,623.00	11B Regional Mobility Grant Program .....	534,800.89
027 Reclamation .....	43,190.67	11E Freight Mobility Multimodal .....	157,753.49
02M Essential Rail Assistance.....	4,111.27	110 Special Wildlife.....	65,222.59
03L County Criminal Justice Assistance .....	52,966.75	113 Common School Construction.....	800,672.65
03M Municipal Criminal Justice Assistance.....	8,462.22	12T Traumatic Brain Injury .....	8,522.24
031 State Investment Board Expense.....	57,049.55	125 Site Closure.....	324,758.37
036 Capitol Building Construction.....	16,749.91	14B Budget Stabilization.....	16,287,762.45
039 Aeronautics .....	29,568.85	144 Transportation Improvement.....	375,337.95
04B Natural Resources Real Property Replacement.....	74,491.75	15H Cleanup Settlement .....	438,958.58
04L Public Health Services .....	.12	15P Energy Recovery Act.....	53,985.64
04R Drinking Water Assistance.....	(48,703.54)	150 Low-Income Weatherization Assistance.....	21,668.56
041 Resource Management Cost.....	306,800.89	153 Rural Mobility Grant Program.....	54,557.27
042 Charitable, Educational, Penal, and Reformatory Institutions...	61,990.71	16J SR 520 Corridor.....	871,911.09
05R Drinking Water Assistance Administrative.....	50,525.76	16P Marine Resources Stewardship Trust.....	1,989.22
056 State Higher Education Construction .....	25.71	16W Hospital Safety Net Assessment.....	890,866.61
06G Real Estate Appraiser Commission .....	5,936.53	17P SR520 Civil Penalties .....	72,572.27
061 Eastern Washington University Capital Projects.....	44,065.82	186 County Arterial Preservation .....	17,976.93
062 Washington State University Building .....	16,801.17	18B Columbia River Basin Tax Bond Water Supply Development ..	17,866.74
063 Central Washington University Capital Projects .....	59,167.61	18J Capital Vessel Replacement .....	54,812.32
064 University of Washington Building.....	112,449.25	20H Connecting Washington.....	4,739,695.39
065 Western Washington University Capital Projects .....	40,118.78	20J Electric Vehicle Charging Infrastructure .....	10,889.75
066 The Evergreen State College Capital Projects.....	36,744.53	20N Transportation Future Funding Program.....	1,279.41
08A Education Legacy Trust .....	1,384,091.29	20T PLIA Underground Storage Tank Revolving.....	145,688.49
08M Small City Pavement and Sidewalk .....	18,815.37	201 Department of Licensing Services .....	19,743.59
080 Grade Crossing Protective.....	2,597.93	204 Volunteer Fire Fighters' & Reserve Officers' Administrative ...	24,314.81
081 State Patrol Highway.....	289,696.90	215 Special Category C .....	47,974.78
082 Motorcycle Safety Education .....	24,513.33	218 Multimodal Transportation .....	1,816,435.40
087 Park Land Trust Revolving .....	28,231.35	22C Early Learning Facilities Revolving .....	(24.16)
09E Freight Mobility Investment.....	136,905.62	22D Early Learning Facilities Development.....	(13.53)
09F High-Occupancy Toll Lanes Operations .....	62,072.33	22M Energy Efficiency.....	(467.06)
09H Transportation Partnership .....	1,994,500.64	253 Education Construction.....	10,437.03
094 Transportation Infrastructure.....	106,958.01	296 Columbia River Basin Water Supply Rev Recovery.....	43,939.56
096 Highway Infrastructure .....	11,633.93	303 Highway Bond Retirement .....	1,090,136.85
097 Recreational Vehicle.....	29,866.89	304 Ferry Bond Retirement .....	95,423.18
099 Puget Sound Capital Construction.....	103,745.86	305 Transportation Improvement Board Bond Retirement.....	32,983.47
10P Columbia River Basin Water Supply .....	75,675.13	319 Public Health Supplemental.....	14,853.68
10R Energy Freedom.....	5,892.58	347 Washington State University Bond Retirement .....	102,580.76
102 Rural Arterial Trust.....	211,906.36	348 University of Washington Bond Retirement.....	144,305.60
104 State Wildlife .....	152,655.40	389 Toll Facility Bond Retirement .....	234,161.10
106 Highway Safety.....	392,325.77	404 State Treasurer's Service .....	21,390,765.70
108 Motor Vehicle .....	2,460,431.23	410 Transportation Equipment .....	137,005.75

*(Investment Income continued on page 3)*

# INVESTMENT INCOME DISTRIBUTIONS

(Investment Income continued)

## Investment Income – Treasury Funds and Accounts (Continued)

Fund / Account	Amount Distributed
489 Pension Funding Stabilization.....	\$ 1,822,912.38
500 Perpetual Surveillance and Maintenance.....	504,690.98
507 Oyster Reserve Land.....	5,180.11
511 Tacoma Narrows Toll Bridge.....	260,400.45
535 Alaskan Way Viaduct Replacement Project.....	30,170.94
548 LEOFF System Plan 2 Expense .....	1,225.04
549 Election .....	49,799.99
550 Transportation 2003 .....	(9,886.55)
562 Skilled Nursing Facility Safety Net Trust .....	48,932.17
564 Water Pollution Control Revolving Administration .....	46,845.35
566 Community Forest Trust .....	800.92
571 Multiuse Roadway Safety .....	2,588.51
595 I-405 Express Toll Lanes Operations .....	283,273.93
600 Department of Retirement Systems Expense .....	93,342.32
603 Millersylvania Park Trust.....	59.89
609 Medical Aid .....	83,622.77
614 Volunteer Firefighters' Relief and Pension Principal.....	189,191.03
615 State Patrol – Plan 1 .....	5,139.99
616 Judges' Retirement .....	8,821.83
630 State Patrol - Plan 2 .....	4,748.69
631 Public Employees' Retirement System Plan 1 .....	45,736.12
632 Teachers' Retirement System Plan 1.....	33,848.98
633 School Employees' Retirement System Combined Plan 2 & 3 .....	47,751.48
635 Public Safety Employees' Retirement System Plan 2 .....	4,577.46
641 Public Employees' Retirement System Combined Plan 2 & 3 .....	109,420.50
642 Teachers' Retirement System Combined Plan 2 and 3.....	104,279.55
689 Rural Washington Loan .....	88,916.18
722 Deferred Compensation Principal .....	19,357.43
727 Water Pollution Control Revolving.....	1,319,442.93
729 Judicial Retirement Principal .....	127.47
785 State Educational Trust Fund .....	71,178.84
818 Youth Athletic Facility .....	2,061.44
819 LEOFFS Plan 1 Retirement.....	7,876.86
825 Tobacco Settlement.....	3,049.97
828 Tobacco Prevention and Control.....	16,271.79
829 LEOFFS Plan 2 Retirement.....	24,942.06
851 Development Disabilities Community Trust.....	10,731.04
865 State Investment Board Commingled Trust .....	1.74
881 Supplemental Pension .....	32,292.26
882 Washington Judicial Retirement System.....	95,627.14
887 Public Facilities Construction Loan Revolving.....	1,280,736.12
888 Deferred Compensation Administrative.....	11,626.01
893 Radiation Perpetual Maintenance.....	3,734.53
<b>Total Treasury Investment Income, Fiscal Year 2018.....</b>	<b>\$ 78,862,884.14</b>

## Summary of Distributions Investment Income to General Fund

The Treasurer distributes the amount credited to the Treasury Income Account at the end of each month. The General Fund is credited with its share of the total income earned from the General Fund balance in addition to all or a portion of the investment income from certain other Treasury accounts.

Following is a summary of the transactions relating to investment income and the General Fund during Fiscal Year 2018.

Treasury Investment Income Received on the	
General Fund Balance .....	\$ (1,299,635.20)
Treasury Investment Income from Certain Accounts .....	\$ 13,441,712.49
<b>Total Treasury Investment Income to the General Fund .....</b>	<b>\$ 12,142,077.29</b>

## Investment Income – Treasurer's Trust Funds and Accounts

Fund / Account	Amount Distributed
001 General .....	\$ 3,377,793.54
025 Pilotage.....	8,689.82
03K Industrial Insurance Premium Refund.....	49,885.31
07E Contract Harvesting Revolving.....	66,914.88
07N Produce Railcar Pool .....	303.58
07T Commemorative Works.....	36.09
08B Foster Care Endowed Scholarship Trust.....	170.64
08E Individual Development Account Program.....	21.54
09K Life Sciences Discovery .....	20,446.27
126 Agricultural Local.....	175,285.94
128 Grain Inspection Revolving .....	84,529.23
12N Get Ready For Math & Science Scholarship.....	411.17
131 Fair.....	16,419.14
133 Children's Trust.....	5,697.54
14E Washington State Heritage Center .....	31,941.31
14F Family Leave Insurance.....	1,139.47
14W Reduced Cigarette Ignition Propensity .....	5,006.18
16L Accessible Communities .....	5,666.13
16R Multiagency Permitting Team .....	1,019.03
169 Horse Racing Commission Operating.....	10,373.58
17A County Enhanced 911 Excise Tax.....	77,322.52
18K 24/7 Sobriety.....	52.51
19B School for the Blind.....	19,245.60
19H Center for Childhood Deafness and Hearing Loss .....	3,898.31
19S Energy .....	122.06
20S Mobile Home Park Relocation.....	16,754.06
21C Washington Sexual Assault Kit .....	26,426.68
21J Gina Grant Bull Memorial Legislative Page Scholarship .....	161.58
21N NE Washington Wolf-Livestock Management .....	(1,038.57)
21Q Forest Health Revolving .....	19,041.60

(Investment Income continued on page 4)

# INVESTMENT INCOME DISTRIBUTIONS

(Investment Income continued)

## Investment Income – Treasurer’s Trust Funds and Accounts (Continued)

Fund / Account	Amount Distributed
22F Family and Medical Leave Insurance.....	\$ 671,185.33
22P Natural Resources Federal Lands Revolving .....	59.35
283 Juvenile Accountability Incentive .....	916.35
463 Washington College Savings Program.....	(313.78)
485 Horse Racing Commission Washington Bred Owners’ Bonus....	2,526.16
495 Toll Collection .....	202,645.14
496 Future Teachers Conditional Scholarship.....	34,969.76
497 Horse Racing Commission Class C Purse Fund.....	609.27
503 Tuition Recovery.....	38,520.35
516 Fruit and Vegetable Inspection .....	92,310.32
525 Washington State Combined Fund Drive .....	10,667.57
561 Community Technical College Innovation.....	85,153.79
646 Higher Education Retirement Plan Supplemental Benefit.....	743.35
660 Natural Resources Deposit .....	301,199.49
687 Rural Rehabilitation .....	2,225.45
688 Federal Local Rail Service Assistance .....	889.31
721 Public Employees’ and Retirees’ Insurance .....	1,696,160.86
730 Public Employees’ and Retirees’ Insurance Reserve.....	1,646,117.99
731 Child Care Facility Revolving.....	15,458.89
784 Miscellaneous Transportation Programs .....	(88,370.79)
788 Advanced College Tuition Payment Program .....	145,271.24
789 Advanced Environment Mitigation Revolving.....	7,318.44
797 Local Tourism Promotion .....	13,544.80
816 Stadium and Exhibition Center .....	435,054.60
833 Developmental Disabilities Endowment Trust.....	24,971.30
837 Washington’s Promise Scholarship.....	.12
842 American Indian Scholarship Endowment .....	3,242.53
852 Foster Care Scholarship Endowment .....	40.23
878 Federal Forest Revolving .....	7,222.79
880 Advance Right-of-Way Revolving.....	153,577.35
<b>Total Treasurer’s Trust Investment Income, Fiscal Year 2018.....</b>	<b>\$ <u>9,527,654.30</u></b>



# GENERAL FUND

## GENERAL FUND

### CURRENT MONTH AND FISCAL YEAR TO DATE COMPARISON

*(In Millions)*

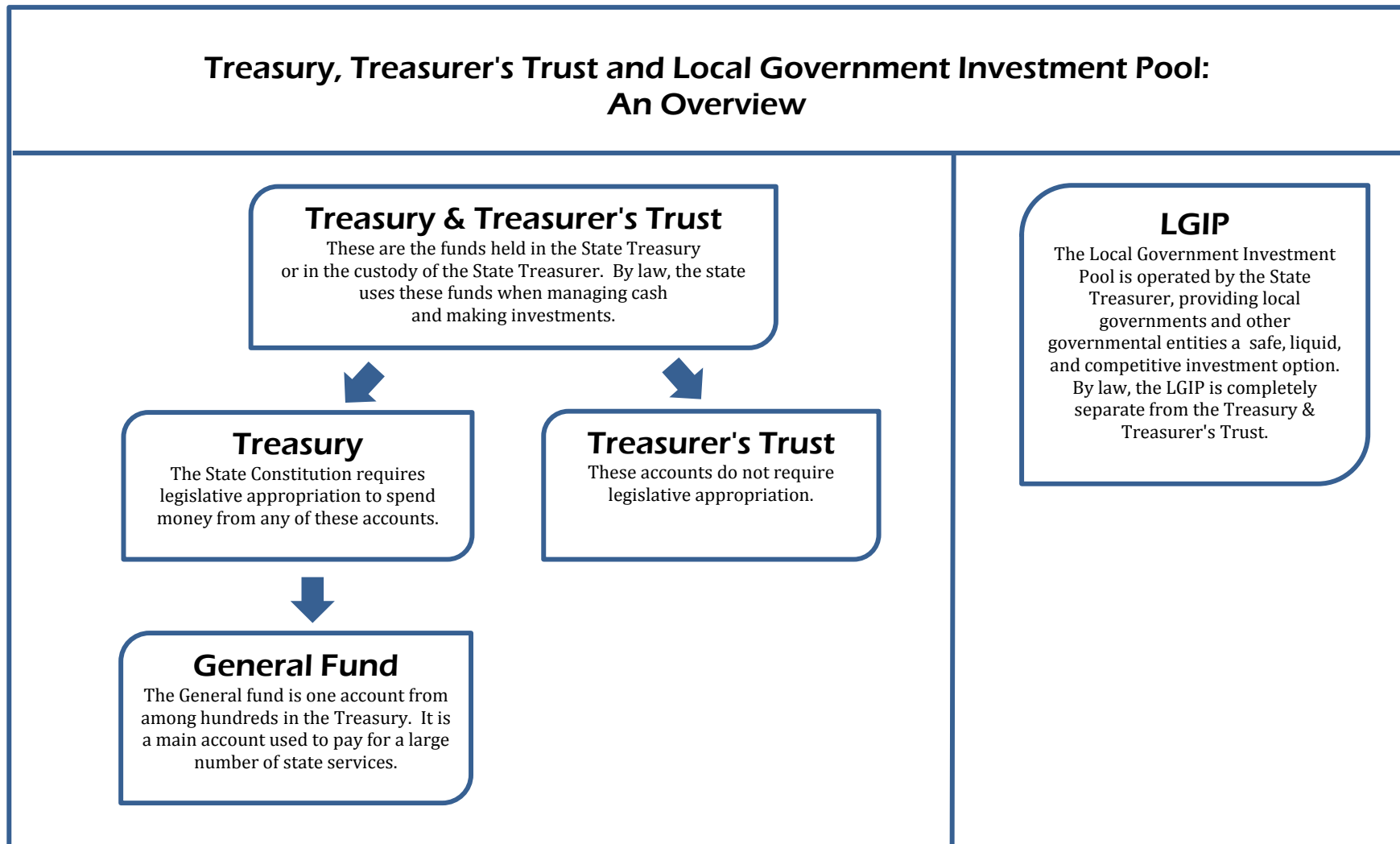
	Month of July		Fiscal Year to Date	
	2018	2017	2019	2018
<b>Beginning Book Balance</b>	\$ 1,737.396	\$ 863.390	\$ 1,737.396	\$ 863.390
Cash Revenue	2,330.298	2,483.374	2,330.298	2,483.374
Other Cash Receipts	635.369	1,162.883	635.369	1,162.883
<b>Total Cash Receipts</b>	<u>\$ 2,965.667</u>	<u>\$ 3,646.257</u>	<u>\$ 2,965.667</u>	<u>\$ 3,646.257</u>
<b>Total Cash Disbursements</b>	<u>\$ 3,594.930</u>	<u>\$ 4,274.509</u>	<u>\$ 3,594.930</u>	<u>\$ 4,274.509</u>
<b>Ending Book Balance</b>	<u>\$ 1,108.133</u>	<u>\$ 235.138</u>	<u>\$ 1,108.133</u>	<u>\$ 235.138</u>
<b>Cash Revenue</b>				
Bond Retirement & Interest	\$ (0.173)	\$ (0.158)	\$ (0.173)	\$ (0.158)
Secretary of State	2.809	2.581	2.809	2.581
<b>Department of Revenue:</b>				
Retail Sales Tax	950.903	832.298	950.903	832.298
Business & Occupation Tax	362.822	350.822	362.822	350.822
Compensating Tax	58.225	58.161	58.225	58.161
Cigarette Tax	30.780	3.213	30.780	3.213
Public Utility Tax	31.518	31.883	31.518	31.883
Various Other Revenue	30.582	32.933	30.582	32.933
Insurance Commission	7.711	5.583	7.711	5.583
Liquor and Cannabis Board	2.727	0.111	2.727	0.111
<b>Department of Licensing:</b>				
Excise Tax – Other	0.019	0.017	0.019	0.017
Various Other Revenue	3.165	2.988	3.165	2.988
Department of Social & Health Services	(0.555)	13.225	(0.555)	13.225
Universities & Colleges	0.000	0.000	0.000	0.000
Treasurer's Transfers	(33.618)	(39.404)	(33.618)	(39.404)
<b>Counties:</b>				
Property Tax	17.509	13.081	17.509	13.081
Real Estate Excise Tax	122.942	159.610	122.942	159.610
Various Other Revenue	4.690	4.821	4.690	4.821
Federal Grants-In-Aid (All Agencies)	596.483	834.533	596.483	834.533
Revenues Distributed to Local Governments	(31.634)	(0.273)	(31.634)	(0.273)
Other Agencies' Cash Revenue	173.393	177.349	173.393	177.349
<b>Total Cash Revenue</b>	<u>\$ 2,330.298</u>	<u>\$ 2,483.374</u>	<u>\$ 2,330.298</u>	<u>\$ 2,483.374</u>

Source: Agency Financial Reporting System (AFRS).

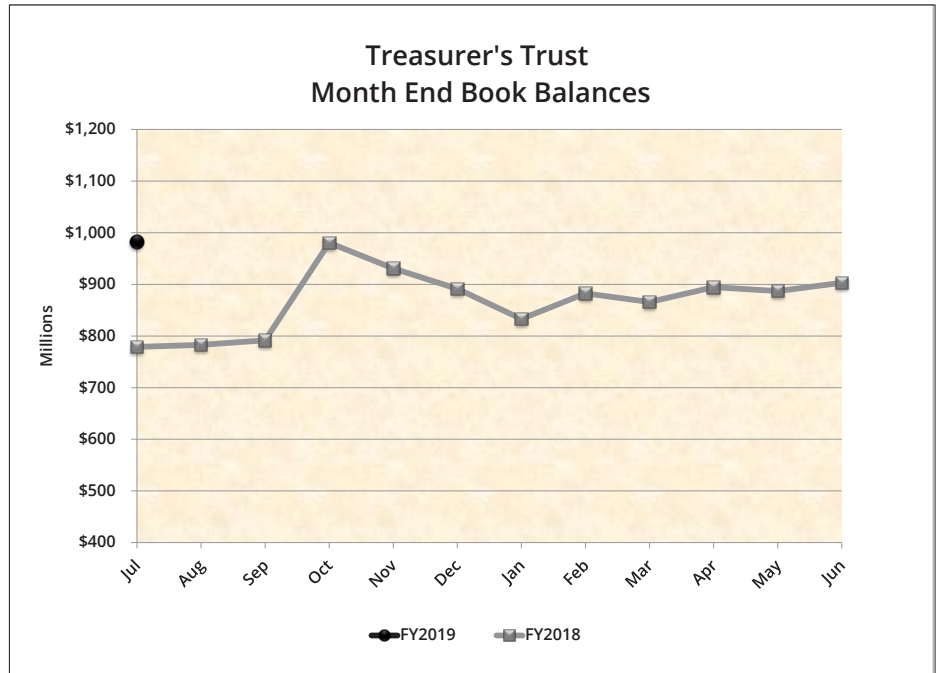
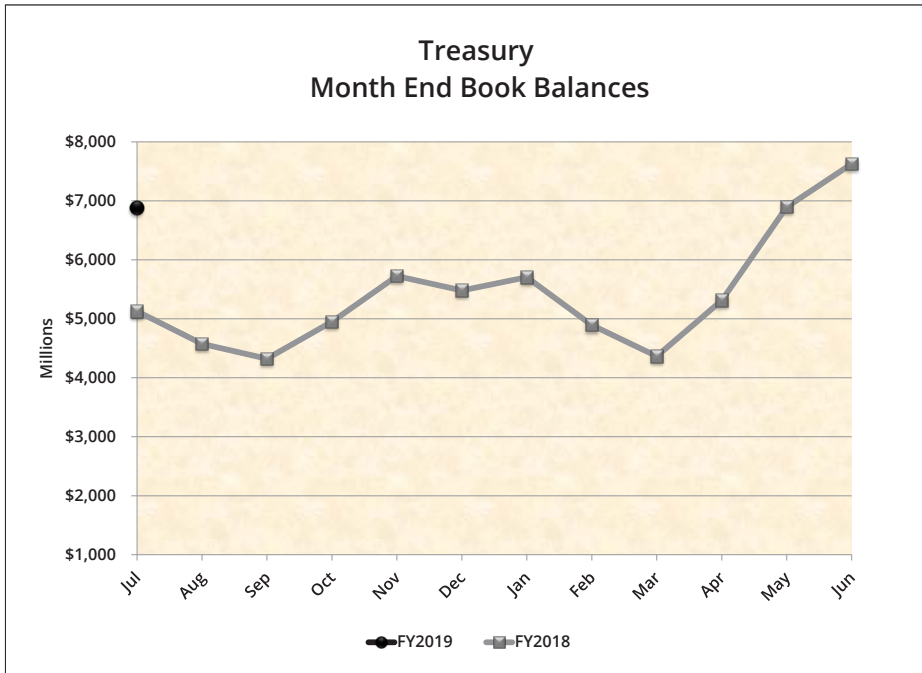
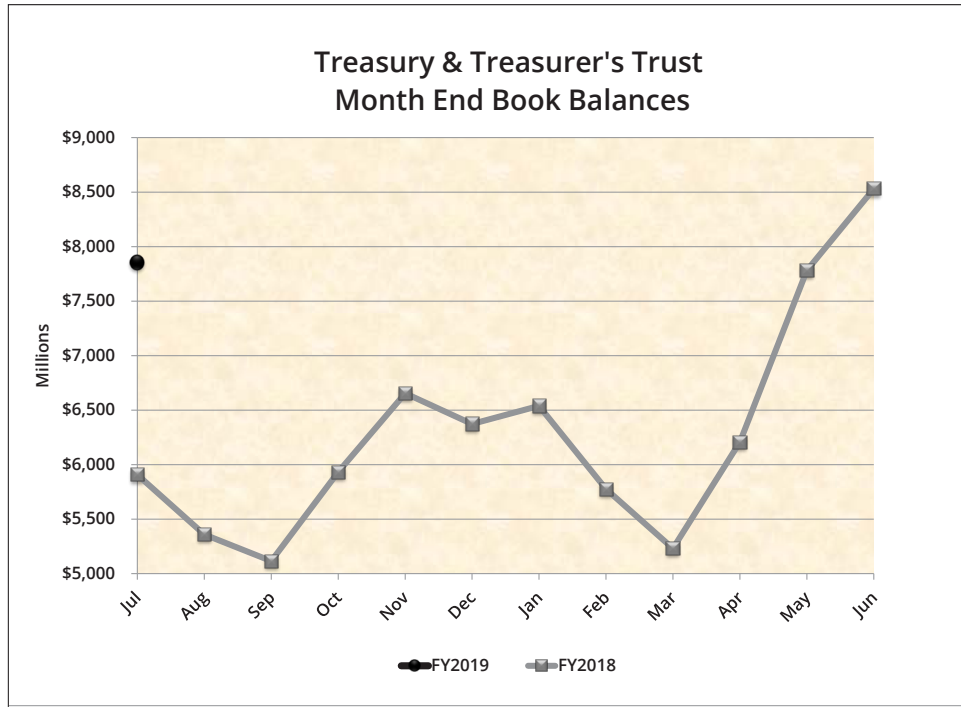
# TREASURY, TREASURER'S TRUST AND LGIP FLOW CHART

The State Treasurer is charged with the cash management of public funds, which includes two categories of state funds and accounts: (1) funds and accounts located in the state treasury, which are subject to legislative appropriation; and (2) Treasurer's trust funds, which are accounts placed in the custody of the State Treasurer, and not typically subject to legislative appropriation. Funds within these accounts are comingled for investment and cash management purposes.

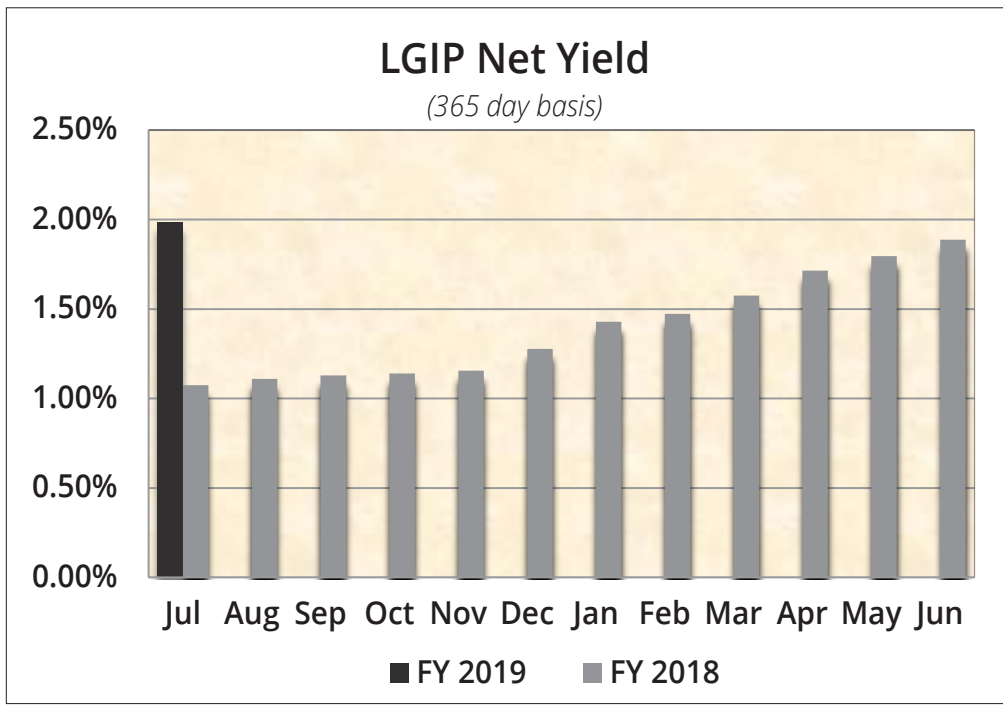
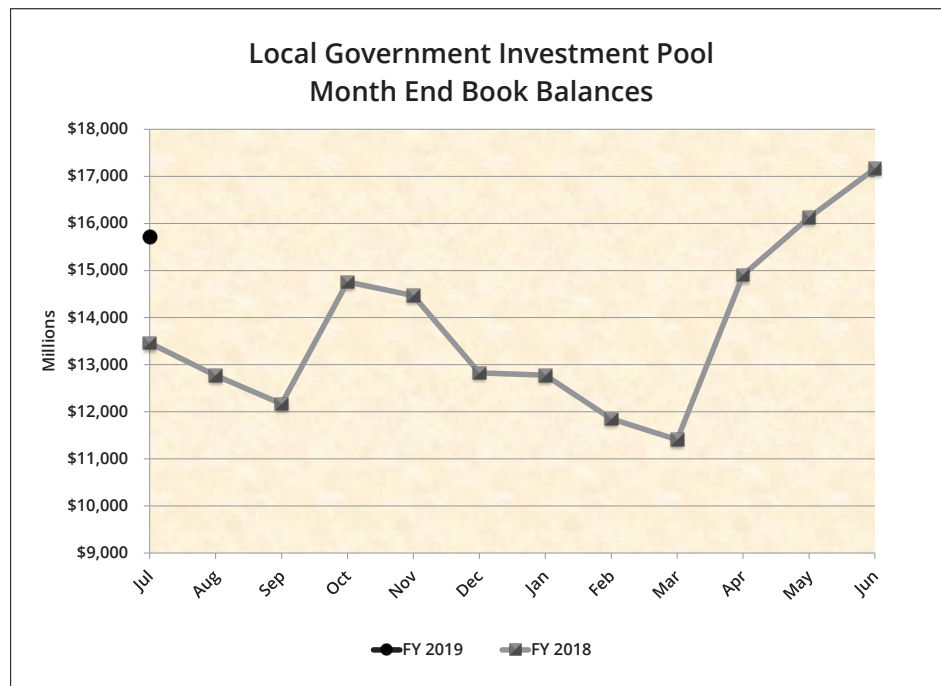
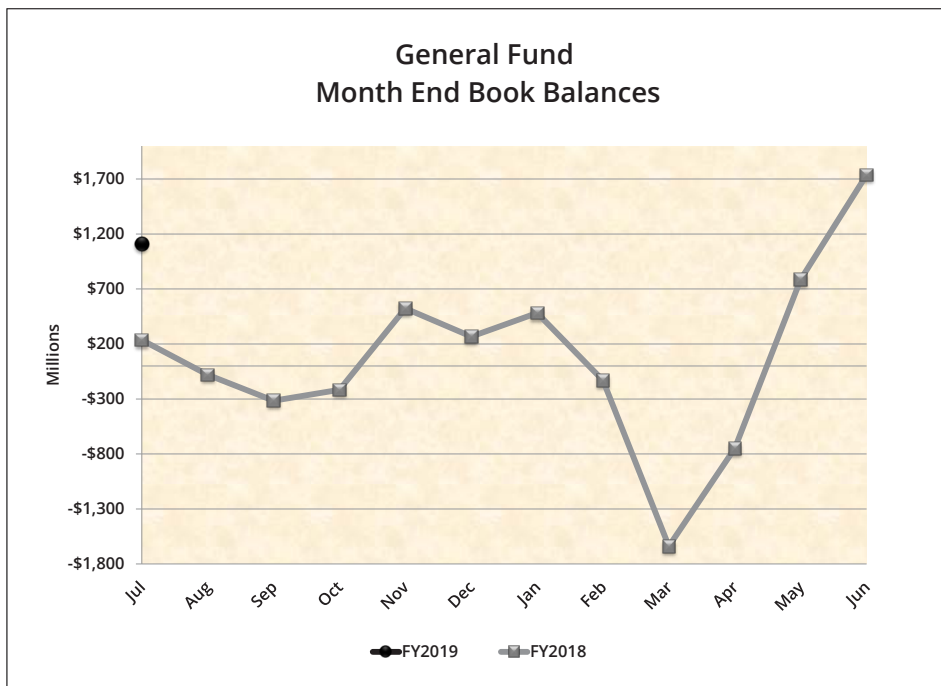
This flow chart describes the structure of the Treasury and Treasurer's Trust Accounts. Month end balances of these accounts are shown on pages 7 and 8.



# TREASURY & TREASURER'S TRUST AND TREASURY AND TREASURER'S TRUST CHART



# GENERAL FUND AND LOCAL GOVERNMENT INVESTMENT POOL CHARTS



# RECEIPTS AND DISBURSEMENTS FOR TREASURY FUNDS

	July 1, 2018		July 2018		July 31, 2018						
	Beginning Book Balance		Plus Receipts	Less Disbursements	Ending Book Balance	Outstanding Warrants	Ending Cash Balance				
<b>GENERAL FUND</b>											
001 General	\$ 1,737,396,275.09	\$	2,965,667,323.18	\$	3,594,930,700.93	\$	1,108,132,897.34	\$	30,959,467.22	\$	1,139,092,364.56
018 Millersylvania Park Current	5,210.50				5,210.50						5,210.50
01E Geothermal	24,645.90			(265.67)	24,911.57						24,911.57
01N Institutional Impact	19,144.72				19,144.72						19,144.72
02P Flood Control Assistance	1,766,407.79		2,000,029.97	67,698.72	3,698,739.04						3,698,739.04
031 State Investment Board Expense	4,697,008.10		2,291,769.60	2,065,560.86	4,923,216.84	419.59					4,923,636.43
032 State Emergency Water Projects Revolving	221,616.92				221,616.92						221,616.92
03A Excess Earnings											
03L County Criminal Justice Assistance	897,293.44		12,498,848.85	12,092,926.71	1,303,215.58	399.97					1,303,615.55
03M Municipal Criminal Justice Assistance	(579,734.80)		4,998,010.52	4,785,000.65	(366,724.93)	159.97					(366,564.96)
04L Public Health Services	6.34		0.01		6.35						6.35
051 State and Local Improvements Revolving	26,744.33				26,744.33						26,744.33
055 State & Local Improve Revolving (Waste Disp Facilities, 1980)	2,639.01				2,639.01						2,639.01
05C Criminal Justice Treatment	1,746,254.58		2,586,336.50	383,432.38	3,949,158.70						3,949,158.70
05M Tourism Development and Promotion											
070 Outdoor Recreation			478,548.23	612,701.84	(134,153.61)						(134,153.61)
072 State & Local Improve Revolving (Water Supply Facilities)	708,470.85		7,702.63	1,784.17	714,389.31						714,389.31
09C Farm and Forest	772,289.98			6,466.68	765,823.30						765,823.30
09G Riparian Protection			31,809.81	31,812.35	(2.54)						(2.54)
09R Economic Development Strategic Reserve	1,245,833.67		2,415.70	1,261,595.00	(13,345.63)						(13,345.63)
10K Veterans Innovation Program	103,740.40				103,740.40						103,740.40
10P Columbia River Basin Water Supply Development	5,585,558.65		6,763.83	373,126.38	5,219,196.10						5,219,196.10
10R Energy Freedom	726,507.76		868.29		727,376.05						727,376.05
10T Hood Canal Aquatic Rehabilitation Bond											
11F Reinvesting in Youth	5.98				5.98						5.98
11N Heritage Barn Preservation											
11W Water Quality Capital	34,227.10				34,227.10						34,227.10
125 Site Closure	29,903,247.83		1,148,909.21	15,936.01	31,036,221.03	424.00					31,036,645.03
12J Boating Activities	10,000.00				10,000.00						10,000.00
12K Puget Sound Scientific Research											
12R Independent Youth Housing											
12W Veterans Conservation Corps											
14B Budget Stabilization	1,425,545,109.18		(461,111,423.31)		964,433,685.87	171,544.00					964,605,229.87
14C Puget Sound Recovery											
14H Community Preservation & Development Auth	8,750.00				8,750.00						8,750.00
14L Streamlined Sales & Use Tax Mitigation	2,567,063.93		7,672,000.00		10,239,063.93						10,239,063.93
15C WA Community Tech Opportunity											
15F Local Public Safety Enhancement											
15J Building Communities											

# RECEIPTS AND DISBURSEMENTS FOR TREASURY FUNDS

	July 1, 2018	July 2018		July 31, 2018		
	Beginning Book Balance	Plus Receipts	Less Disbursements	Ending Book Balance	Outstanding Warrants	Ending Cash Balance
<b>GENERAL FUND (Continued)</b>						
15K Columbia River Water Delivery	\$ 16,173.66	\$ 6,812,016.00	\$ 6,812,016.00	\$ 16,173.66	\$ .....	\$ 16,173.66
15R Evergreen Job Training	.....	.....	.....	.....	.....	.....
16V Water Rights Processing	72,437.33	400.00	.....	72,837.33	.....	72,837.33
177 Judicial Retirement Administrative	.....	.....	.....	.....	.....	.....
17C Opportunity Express Account	62,171.42	.....	.....	62,171.42	.....	62,171.42
17E State Efficiency and Restructuring	.....	.....	.....	.....	.....	.....
17F Washington Opportunity Pathways	24,083,683.00	47,998.58	12,051,030.67	12,080,650.91	400.00	12,081,050.91
17K Basic Health Plan Stabilization	.....	.....	.....	.....	.....	.....
18H Opportunity Expansion	326.64	.....	.....	326.64	.....	326.64
19K Yakima Integrated Plan Implementation	.....	.....	.....	.....	.....	.....
19L Charter Schools Oversight	520,357.08	68,107.76	51,755.15	536,709.69	300.00	537,009.69
19N Diesel Idle Reduction	.....	.....	.....	.....	.....	.....
20C Yakima Integrated Plan Implementation Taxable Bond	.....	.....	.....	.....	.....	.....
20F Invest in Washington	.....	.....	.....	.....	.....	.....
20S Behavioral Health Innovation	45,624.36	.....	.....	45,624.36	.....	45,624.36
21B Chehalis Basin	.....	.....	.....	.....	.....	.....
21D Dairy Nutrient Infrastructure	.....	.....	.....	.....	.....	.....
21P Sexual Assault Prevention and Response	.....	.....	.....	.....	.....	.....
21R Child Welfare System Improvement	.....	.....	.....	.....	.....	.....
22C Early Learning Facilities Revolving	.....	4,515.73	7,649.65	(3,133.92)	.....	(3,133.92)
22D Early Learning Facilities Development	.....	1,497.52	2,732.85	(1,235.33)	.....	(1,235.33)
22T Statewide Tourism Marketing	.....	1,500,000.00	2,926.53	1,497,073.47	.....	1,497,073.47
244 Habitat Conservation	.....	2,362,217.09	2,368,773.93	(6,556.84)	.....	(6,556.84)
253 Education Construction	919,372.45	1,098.79	.....	920,471.24	.....	920,471.24
285 Growth Management Planning and Environmental Review	.....	.....	.....	.....	.....	.....
291 Education Savings	.....	.....	.....	.....	.....	.....
355 State Taxable Building Construction	(889,249.11)	.....	4,102,108.52	(4,991,357.63)	.....	(4,991,357.63)
359 School Constr & Skill Ctrs Bldg	1,510,602.23	.....	.....	1,510,602.23	.....	1,510,602.23
488 Special Personnel Litigation Revolving	.....	.....	.....	.....	.....	.....
489 Pension Funding Stabilization	254,200,206.60	462,485,354.91	13,391,107.18	703,294,454.33	.....	703,294,454.33
548 LEOFF System Plan 2 Expense	68,907.34	100,596.47	105,739.29	63,764.52	396.58	64,161.10
563 Columbia River Crossing Project	.....	.....	.....	.....	.....	.....
702 Dedicated McCleary Penalty	105,200,000.00	.....	.....	105,200,000.00	.....	105,200,000.00
828 Tobacco Prevention and Control	1,473,181.78	1,744.65	50.75	1,474,875.68	.....	1,474,875.68
830 Agricultural College Trust Management	\$500,484.34	(53,207.48)	15,068.38	432,208.48	430.26	432,638.74
<b>TOTAL GENERAL FUND</b>	<b>\$ 3,601,218,596.37</b>	<b>\$ 3,011,612,253.04</b>	<b>\$ 3,655,539,435.91</b>	<b>\$ 2,957,291,413.50</b>	<b>\$ 31,133,941.59</b>	<b>\$ 2,988,425,355.09</b>
<b>SPECIAL REVENUE FUNDS</b>						
002 Hospital Data Collection	\$ 87,311.44	\$ .....	\$ 7,758.24	\$ 79,553.20	\$ .....	\$ 79,553.20
003 Architects' License	1,066,085.46	53,185.50	78,514.18	1,040,756.78	202.19	1,040,958.97

# RECEIPTS AND DISBURSEMENTS FOR TREASURY FUNDS

	July 1, 2018		July 2018		July 31, 2018		
	Beginning Book Balance		Plus Receipts	Less Disbursements	Ending Book Balance	Outstanding Warrants	Ending Cash Balance
<b>SPECIAL REVENUE FUNDS (Continued)</b>							
007 Winter Recreational Program	\$ 1,600,401.08	\$	520.00	\$ 90,884.99	\$ 1,510,036.09	\$ 1,111.90	\$ 1,511,147.99
014 Forest Development	9,254,996.41		(653,992.90)	697,211.96	7,903,791.55	29,871.25	7,933,662.80
01B ORV & Non-Highway Vehicle Account	1,708,421.72		189,770.54	116,600.45	1,781,591.81	1,956.80	1,783,548.61
01M Snowmobile	3,329,631.65		130,938.58	28,815.92	3,431,754.31	2,257.48	3,434,011.79
024 Professional Engineers'	1,915,029.83		199,314.52	113,159.97	2,001,184.38	1,169.86	2,002,354.24
026 Real Estate Commission	2,912,812.18		392,241.92	164,643.78	3,140,410.32	7,224.88	3,147,635.20
027 Reclamation	3,685,251.68		127,389.24	220,464.25	3,592,176.67	94,285.00	3,686,461.67
02A Surveys and Maps	1,032,929.19		34,722.65	9,459.03	1,058,192.81	71.54	1,058,264.35
02G Health Professions	11,149,630.21		8,181,753.51	4,532,534.81	14,798,848.91	111,933.44	14,910,782.35
02H Business Enterprises Revolving	833,061.91		85,369.15	70,012.97	848,418.09	3,876.86	852,294.95
02J Certified Public Accountants'	3,590,689.16		76,000.00	114,630.21	3,552,058.95	3,103.63	3,555,162.58
02K Death Investigations	3,508,040.76		543,333.83	468,742.28	3,582,632.31	58,083.11	3,640,715.42
02M Essential Rail Assistance	424,778.77		12,510.31	(2,570.20)	439,859.28	.....	439,859.28
02N Parkland Acquisition	16,550.71	.....	.....	.....	16,550.71	.....	16,550.71
02R Aquatic Lands Enhancement	11,857,060.77		(853,589.03)	(2,444,278.09)	13,447,749.83	15,235.84	13,462,985.67
02W Timber Tax Distribution	403,174.28		5,978,819.45	299,856.64	6,082,137.09	8,029.01	6,090,166.10
030 Landowner Contingency Forest Fire Suppression	4,010,961.03		10.90	54,715.56	3,956,256.37	30,647.44	3,986,903.81
039 Aeronautics	3,177,474.59		866,804.12	3,852,791.63	191,487.08	240,735.65	432,222.73
03B Asbestos	791,180.46		29,140.00	19,654.58	800,665.88	.....	800,665.88
03C Emergency Medical Services and Trauma Care System Trust	11,280,037.81		2,442,909.39	2,917,992.22	10,804,954.98	53.40	10,805,008.38
03F Enhanced 911	2,548,911.86		2,172,301.13	1,420,208.13	3,301,004.86	98,508.73	3,399,513.59
03N Business License	3,039,314.78		2,905,317.48	1,894,857.22	4,049,775.04	119,027.90	4,168,802.94
03P Fire Service Trust	462,655.40		15.00	4,095.57	458,574.83	2,580.00	461,154.83
03R Safe Drinking Water	2,802,346.04		13,579.06	122,542.60	2,693,382.50	437.70	2,693,820.20
041 Resource Management Cost	28,322,354.72		9,713,902.31	13,233,223.83	24,803,033.20	69,328.97	24,872,362.17
042 Charitable, Educational, Penal, and Reformatory Institutions	9,387,651.29		8,757.52	93,459.33	9,302,949.48	.....	9,302,949.48
044 Waste Reduction, Recycling, and Litter Control	2,259,604.26		704,329.88	1,015,066.64	1,948,867.50	682.02	1,949,549.52
045 State Vehicle Parking	1,150,031.22		(414,582.12)	260,553.54	474,895.56	17.50	474,913.06
048 Marine Fuel Tax Refund	329,146.53	.....	.....	.....	329,146.53	.....	329,146.53
04E Uniform Commercial Code	1,923,448.65		72,049.00	173,528.47	1,821,969.18	2.19	1,821,971.37
04H Surface Mining Reclamation	611,921.32		(73,166.41)	(101,175.99)	639,930.90	.....	639,930.90
04M Recreational Fisheries Enhancement	974,347.69		217,539.50	99,572.99	1,092,314.20	169.00	1,092,483.20
04R Drinking Water Assistance	(18,580,001.87)		132,421.28	391,331.82	(18,838,912.41)	540.64	(18,838,371.77)
04V Vehicle License Fraud	92,679.56		8,010.57	.....	100,690.13	.....	100,690.13
04W Waterworks Operator Certification	1,067,729.11		14,987.00	101,538.25	981,177.86	486.00	981,663.86
058 Public Works Assistance	55,713,362.36		11,697,489.64	788,715.18	66,622,136.82	3,424.02	66,625,560.84
05H Disaster Response	31,460,817.58		(821,023.70)	3,287,729.04	27,352,064.84	359,621.18	27,711,686.02
05R Drinking Water Assistance Administrative	4,324,640.16		5,204.46	47,785.95	4,282,058.67	.....	4,282,058.67
05W State Drought Preparedness	2,566,117.98		7,000.00	.....	2,573,117.98	.....	2,573,117.98

# RECEIPTS AND DISBURSEMENTS FOR TREASURY FUNDS

	July 1, 2018		July 2018		July 31, 2018		
	Beginning Book Balance		Plus Receipts	Less Disbursements	Ending Book Balance	Outstanding Warrants	Ending Cash Balance
<b>SPECIAL REVENUE FUNDS (Continued)</b>							
06A Salmon Recovery	\$ 27,893.34	\$ .....	\$ .....	\$ .....	\$ 27,893.34	\$ .....	\$ 27,893.34
06G Real Estate Appraiser Commission	529,978.12		61,923.23	150,035.60	441,865.75	8,964.40	450,830.15
06K Lead Paint	114,696.83		2,675.00	4,085.52	113,286.31	.....	113,286.31
06L Business and Professions	7,564,474.36		807,992.87	725,836.63	7,646,630.60	12,464.42	7,659,095.02
06R Real Estate Research	685,585.66		22,050.00	51,204.40	656,431.26	51,560.00	707,991.26
06T License Plate Technology	632,334.71		193,972.19	(225.07)	826,531.97	12.49	826,544.46
071 Warm Water Game Fish	733,047.81		189,415.87	87,012.77	835,450.91	2.52	835,453.43
07C Vessel Response	25,100.00		125.00	.....	25,225.00	.....	25,225.00
07W Domestic Violence Prevention	1,521,677.86		90,419.53	116,500.39	1,495,597.00	7,123.78	1,502,720.78
080 Grade Crossing Protective	270,891.58		323.82	8,520.00	262,695.40	.....	262,695.40
081 State Patrol Highway	29,621,998.45		36,933,838.07	20,046,697.70	46,509,138.82	145,575.46	46,654,714.28
082 Motorcycle Safety Education	2,291,575.17		186,861.28	208,104.59	2,270,331.86	207.39	2,270,539.25
084 Building Code Council	139,136.69		68,308.38	42,190.33	165,254.74	450.00	165,704.74
086 Fire Service Training	4,699,328.60		187,451.46	310,747.26	4,576,032.80	18,155.80	4,594,188.60
087 Park Land Trust Revolving	2,535,806.14		135,192.30	54,478.79	2,616,519.65	1,825.75	2,618,345.40
08A Education Legacy Trust	323,364,168.14		31,626,397.04	8,757,485.65	346,233,079.53	178,954.61	346,412,034.14
08H Military Department Rental and Lease	2,142,361.31		71,230.56	68,969.35	2,144,622.52	.....	2,144,622.52
08K Problem Gambling	603,027.67		35,979.39	20,002.41	619,004.65	.....	619,004.65
08M Small City Pavement and Sidewalk	1,435,764.49		1,076,191.69	745,926.88	1,766,029.30	.....	1,766,029.30
08R Waste Tire Removal	4,355,066.91		316,472.21	9,560.15	4,661,978.97	.....	4,661,978.97
094 Transportation Infrastructure	10,279,430.55		3,086,902.57	23,992.50	13,342,340.62	.....	13,342,340.62
095 Electrical License	12,921,570.10		2,463,140.87	2,244,316.13	13,140,394.84	16,458.99	13,156,853.83
096 Highway Infrastructure	1,013,402.08		379,118.17	.....	1,392,520.25	.....	1,392,520.25
097 Recreational Vehicle	2,970,118.57		107,272.03	24,034.24	3,053,356.36	18.00	3,053,374.36
099 Puget Sound Capital Construction	12,715,735.62		20,274,132.73	15,142,296.78	17,847,571.57	84,453.43	17,932,025.00
09E Freight Mobility Investment	14,072,754.21		3,015,635.97	87,053.84	17,001,336.34	.....	17,001,336.34
09F High-Occupancy Toll Lanes Operations	6,667,663.80		(29,776.62)	(16,660.18)	6,654,547.36	49.12	6,654,596.48
09H Transportation Partnership	179,804,842.62		(80,653.39)	41,715,773.05	138,008,416.18	1,550,111.11	139,558,527.29
09P City-County Assistance	1,950,887.65		14,745.34	5,323.38	1,960,309.61	2,666.52	1,962,976.13
09T Washington Main Street Trust Fund	86,730.92		.....	3,660.39	83,070.53	.....	83,070.53
102 Rural Arterial Trust	23,347,849.57		1,493,488.99	1,047,285.81	23,794,052.75	.....	23,794,052.75
104 State Wildlife	18,777,280.20		4,921,214.12	5,678,754.05	18,019,740.27	128,793.46	18,148,533.73
106 Highway Safety	23,852,015.64		5,763,719.97	12,588,063.90	17,027,671.71	200,263.73	17,227,935.44
107 Liquor Excise Tax	9,399,585.43		512,309.83	6,768,407.73	3,143,487.53	.....	3,143,487.53
108 Motor Vehicle	228,118,865.78		166,148,257.20	169,269,793.12	224,997,329.86	3,991,121.86	228,988,451.72
109 Puget Sound Ferry Operations	16,991,389.35		30,698,396.81	24,440,247.94	23,249,538.22	282,724.10	23,532,262.32
10A Aquatic Algae Control	468,653.00		64,318.74	5,045.20	527,926.54	.....	527,926.54
10B Home Security Fund	12,219,639.66		2,011,316.81	2,320,251.29	11,910,705.18	.....	11,910,705.18
10G Water Rights Tracking System	631,190.05		1,302.41	.....	632,492.46	.....	632,492.46



# RECEIPTS AND DISBURSEMENTS FOR TREASURY FUNDS

	July 1, 2018		July 2018		July 31, 2018		
	Beginning Book Balance		Plus Receipts	Less Disbursements	Ending Book Balance	Outstanding Warrants	Ending Cash Balance
<b>SPECIAL REVENUE FUNDS (Continued)</b>							
110 Special Wildlife	\$ 5,968,801.59	\$	58,368.10	\$ 94,240.02	\$ 5,932,929.67	\$ 3,293.82	\$ 5,936,223.49
111 Public Service Revolving	20,271,568.03		453,617.06	1,552,273.70	19,172,911.39	911.68	19,173,823.07
113 Common School Construction	40,399,727.47		(1,796,330.02)	7,254,499.51	31,348,897.94	20,403.89	31,369,301.83
116 Basic Data	3,680.00				3,680.00		3,680.00
119 Unemployment Compensation Administration	81,908.09		15,495,038.23	15,371,503.06	205,443.26	3,054,345.34	3,259,788.60
11B Regional Mobility Grant Program	61,283,460.63		63,207.64	3,526,087.92	57,820,580.35	138,820.00	57,959,400.35
11E Freight Mobility Multimodal	16,378,212.66		18,387.73		16,396,600.39		16,396,600.39
11H Forest and Fish Support	7,446,555.34		460,414.75	1,806,771.03	6,100,199.06	444,897.92	6,545,096.98
11K Washington Auto Theft Prevention Authority	1,612,610.18		568,136.84	946,480.46	1,234,266.56	899.65	1,235,166.21
120 Administrative Contingency	17,735,805.13		915,048.08	430,602.01	18,220,251.20		18,220,251.20
12C Affordable Housing For All	3,799,471.90		449,702.82	645,188.60	3,603,986.12		3,603,986.12
12M Charitable Organization Education	1,481,115.33		23,800.00	138,448.95	1,366,466.38	547.76	1,367,014.14
12T Traumatic Brain Injury	799,268.30		107,826.99	175,336.93	731,758.36		731,758.36
134 Employment Services Administrative	24,077,395.86		(252,259.96)	1,201,863.28	22,623,272.62	15,647.73	22,638,920.35
138 Insurance Commissioner's Regulatory	14,156,407.64		22,474,423.90	2,836,656.92	33,794,174.62	8,225.77	33,802,400.39
144 Transportation Improvement	34,749,429.43		9,630,481.04	12,379,564.76	32,000,345.71	30,706.00	32,031,051.71
146 Firearms Range	1,660,239.13		28,892.16	8,990.13	1,680,141.16		1,680,141.16
14A Wildlife Rehabilitation	674,737.32		17,231.58	30,860.44	661,108.46	1,853.58	662,962.04
14G Ballast Water and Biofouling Management	56,640.00				56,640.00		56,640.00
14M Financial Fraud & ID Theft	701,092.68		79,690.00	124,647.62	656,135.06		656,135.06
14R Military Active State Service							
14V Ignition Interlock Device	4,510,239.57		369,103.75	240,454.51	4,638,888.81	13,223.90	4,652,112.71
150 Low-Income Weatherization/ Structural Rehabilitation Assistance	1,809,885.78		2,215.01	44,572.16	1,767,528.63		1,767,528.63
153 Rural Mobility Grant Program	7,835,113.68		6,668.38	2,444,107.37	5,397,674.69	735,898.61	6,133,573.30
154 New Motor Vehicle Arbitration	872,593.06		68,613.00	43,275.09	897,930.97	163.90	898,094.87
158 Aquatic Land Dredged Material Disposal Site	413,698.19			29,257.85	384,440.34		384,440.34
159 Parks Improvement	1,375,581.39		209,275.40	115,726.37	1,469,130.42	18,316.55	1,487,446.97
15H Cleanup Settlement	38,742,032.43		14,438,600.09	383,736.43	52,796,896.09	4,365.00	52,801,261.09
15M Biotoxin	438,329.48		172,375.00	35,130.65	575,573.83	1,261.78	576,835.61
15P Energy Recovery Act							
160 Wood Stove Education and Enforcement	557,228.06		7,652.22	24,168.91	540,711.37	525.00	541,236.37
162 Farm Labor Contractor	69,788.30		4,033.30		73,821.60		73,821.60
167 Natural Resources Conservation Areas Stewardship	296,486.11			108.85	296,377.26		296,377.26
16A Judicial Stabilization Trust	1,592,483.12		2,071,583.47	855,800.76	2,808,265.83	51,349.90	2,859,615.73
16J SR 520 Corridor	83,873,687.31		(5,045,708.72)	(2,760,810.32)	81,588,788.91	12,210.19	81,600,999.10
16M Appraisal Management Company	470,666.87		6,000.00	(11,912.88)	488,579.75	0.36	488,580.11
16P Marine Resources Stewardship Trust	178,228.51		213.01		178,441.52		178,441.52
16W Hospital Safety Net Assessment	138,893,965.39		17,915,368.55	19,873.27	156,789,460.67		156,789,460.67
172 Basic Health Plan Trust							

# RECEIPTS AND DISBURSEMENTS FOR TREASURY FUNDS

	July 1, 2018		July 2018		July 31, 2018						
	Beginning Book Balance		Plus Receipts	Less Disbursements	Ending Book Balance	Outstanding Warrants	Ending Cash Balance				
<b>SPECIAL REVENUE FUNDS (Continued)</b>											
173 State Toxics Control	\$ 34,408,487.22	\$	8,816,067.98	\$	7,730,953.08	\$	35,493,602.12	\$	84,596.22	\$	35,578,198.34
174 Local Toxics Control	62,514,684.11		(2,316,027.66)		712,615.75		59,486,040.70				59,486,040.70
176 Water Quality Permit	7,677,529.07		72,132.90		2,153,743.74		5,595,918.23		7,503.07		5,603,421.30
17B Home Visiting Services	2,352,819.79		3,816,573.04		259,220.85		5,910,171.98		70,380.17		5,980,552.15
17N Complete Streets Grant Program	.....		.....		.....		.....		.....		.....
17P SR520 Civil Penalties	7,196,535.92		(4,818.48)		(259,896.99)		7,451,614.43		.....		7,451,614.43
17T Health Benefit Exchange	17,576,351.83		6,747,882.88		16,870,658.18		7,453,576.53		.....		7,453,576.53
17W Limousine Carriers	91,865.31		2,025.00		.....		93,890.31		.....		93,890.31
182 Underground Storage Tank	1,169,431.68		131,415.15		149,890.44		1,150,956.39		140.65		1,151,097.04
186 County Arterial Preservation	1,298,854.92		2,633,882.01		2,699,783.39		1,232,953.54		.....		1,232,953.54
18J Capital Vessel Replacement	3,342,621.29		1,922,898.72		(4,632.58)		5,270,152.59		143.03		5,270,295.62
18L Hydraulic Project Approval	1,050.00		.....		.....		1,050.00		150.00		1,200.00
199 Biosolids Permit	1,338,050.35		100.00		84,012.52		1,254,137.83		820.00		1,254,957.83
19A Medicaid Fraud Penalty	13,824,391.22		103,796.08		308,765.29		13,619,422.01		23,292.78		13,642,714.79
19C Forest Practice Application	845,241.74		(30,950.36)		(47,619.27)		861,910.65		1,450.00		863,360.65
19G Environmental Legacy Stewardship	29,655,911.85		6,938.54		1,850,096.85		27,812,753.54		7,832.46		27,820,586.00
19T DOL Technology Improvement and Data Management	1,261,924.42		20,630.00		.....		1,282,554.42		.....		1,282,554.42
200 Regional Fisheries Enhancement Salmonid Recovery	13,876.63		(845.43)		416,654.42		(403,623.22)		.....		(403,623.22)
201 Department of Licensing Services	2,574,550.82		394,284.55		347,776.85		2,621,058.52		28.26		2,621,086.78
202 Medical Test Site Licensure	(260,982.87)		13,555.87		42,096.72		(289,523.72)		150.00		(289,373.72)
203 Passenger Ferry	27.39		.....		.....		27.39		.....		27.39
204 Volunteer Fire Fighters' and Reserve Officers' Administrative	1,952,203.15		6,121.56		63,427.08		1,894,897.63		1,894.91		1,896,792.54
207 Hazardous Waste Assistance	2,201,906.59		1,113,425.48		299,377.61		3,015,954.46		1,052.40		3,017,006.86
20B Brownfield Redevelopment Trust Fund	.....		.....		.....		.....		.....		.....
20H Connecting Washington	485,742,936.88		27,870,897.50		53,375,491.02		460,238,343.36		2,752,929.55		462,991,272.91
20J Electric Vehicle Charging Infrastructure	931,158.78		1,112.85		264,255.54		668,016.09		.....		668,016.09
20M Puget Sound Taxpayer Accountability	.....		.....		.....		.....		.....		.....
20N Transportation Future Funding Program	200,519.76		14,334.65		.....		214,854.41		.....		214,854.41
20R Radioactive Mixed Waste	3,146,242.72		(8.36)		840,297.51		2,305,936.85		1,903.54		2,307,840.39
20T PLIA Underground Storage Tank Revolving	11,933,798.57		14,369.11		302,300.51		11,645,867.17		890.12		11,646,757.29
20V Economic Gardening Pilot Project	.....		.....		.....		.....		.....		.....
215 Special Category C	4,809,499.59		(98,263.38)		6,955.59		4,704,280.62		.....		4,704,280.62
216 Air Pollution Control	29,487,195.40		142,869.62		(64,721.69)		29,694,786.71		638.75		29,695,425.46
217 Oil Spill Prevention	3,992,844.93		423,675.91		452,429.37		3,964,091.47		1,409.37		3,965,500.84
218 Multimodal Transportation	172,309,825.29		12,214,245.73		18,455,151.26		166,068,919.76		750,395.65		166,819,315.41
21E Concealed Pistol License Renewal	62,217.45		11,235.84		56.00		73,397.29		.....		73,397.29
21H Wastewater Treatment Plant Operator Certification	78,407.00		1,644.50		.....		80,051.50		45.00		80,096.50
21M Distracted Driving Prevention	2,160.89		214.64		.....		2,375.53		.....		2,375.53
21S Aquatic Invasive Species Management	679,093.50		131,797.46		89,302.84		721,588.12		102.38		721,690.50

# RECEIPTS AND DISBURSEMENTS FOR TREASURY FUNDS

	July 1, 2018		July 2018		July 31, 2018		
	Beginning Book Balance		Plus Receipts	Less Disbursements	Ending Book Balance	Outstanding Warrants	Ending Cash Balance
<b>SPECIAL REVENUE FUNDS (Continued)</b>							
21V Construction Registration Inspection	\$ 2,242,778.78	\$	965,017.41	\$ 948,837.79	\$ 2,258,958.40	\$ 8,507.37	\$ 2,267,465.77
222 Freshwater Aquatic Weeds	989,163.65		119,402.48	42,431.71	1,066,134.42	95.87	1,066,230.29
223 State Oil Spill Response	7,624,072.47		107,365.73	39,562.13	7,691,876.07	.....	7,691,876.07
22J Abandoned Recreational Vehicle Disposal	.....		.....	3,162.82	(3,162.82)	.....	(3,162.82)
22M Energy Efficiency	9,068,003.12		58,162.42	125.51	9,126,040.03	.....	9,126,040.03
22R Internet Consumer Access	.....		.....	.....	.....	.....	.....
22U Secure Drug Take-Back Program	.....		.....	.....	.....	.....	.....
22W Public Disclosure Transparency	.....		600.00	.....	600.00	.....	600.00
234 Public Works Administration	13,668,843.51		477,090.42	451,595.95	13,694,337.98	34,628.29	13,728,966.27
235 Youth Tobacco & Vapor Product Prevention	1,424,836.20		143,310.14	63,230.92	1,504,915.42	17,463.54	1,522,378.96
237 Recreation Access Pass	2,452,800.69		879,848.33	34,518.16	3,298,130.86	270.00	3,298,400.86
260 University of Washington Operating Fees	123.54		.....	.....	123.54	.....	123.54
262 Manufactured Home Installation Training	510,004.40		21,786.28	23,293.70	508,496.98	152.86	508,649.84
263 Community and Economic Development Fee	3,189,021.45		95,640.00	72,043.66	3,212,617.79	40.63	3,212,658.42
267 Recreation Resources	20,121,595.51		793,556.98	(482,145.62)	21,397,298.11	.....	21,397,298.11
268 Nonhighway and Off-Road Vehicle Activities (NOVA) Program	9,735,573.01		577,172.86	458,889.16	9,853,856.71	266.77	9,854,123.48
269 Parks Renewal and Stewardship	24,891,139.05		7,579,582.00	7,500,042.62	24,970,678.43	93,822.56	25,064,500.99
271 Washington State University Operating Fees	.....		.....	.....	.....	.....	.....
275 Central Washington University Operating Fees	.....		.....	.....	.....	.....	.....
277 State Agency Parking	222,314.69		9,595.00	10,276.78	221,632.91	315.00	221,947.91
296 Columbia River Basin Water Supply Rev Recovery	4,701,665.28		5,179.11	.....	4,706,844.39	.....	4,706,844.39
315 Dedicated Marijuana Fund	(12,210,604.40)		32,035,814.49	5,299,861.11	14,525,348.98	49,832.14	14,575,181.12
319 Public Health Supplemental	1,017,435.48		202,495.37	123,418.80	1,096,512.05	2,247.98	1,098,760.03
404 State Treasurer's Service	13,273,612.04		2,140,577.47	1,065,385.34	14,348,804.17	23,460.04	14,372,264.21
408 Coastal Protection	998,092.71		76,974.54	842.43	1,074,224.82	.....	1,074,224.82
441 Local Government Archives	1,620,949.57		539,792.55	370,559.75	1,790,182.37	7,886.55	1,798,068.92
500 Perpetual Surveillance and Maintenance	46,416,586.68		55,474.94	.....	46,472,061.62	.....	46,472,061.62
507 Oyster Reserve Land	395,981.42		20,839.52	23,451.04	393,369.90	10,430.84	403,800.74
511 Tacoma Narrows Toll Bridge	21,061,551.18		(3,728,265.57)	(4,261,752.69)	21,595,038.30	544.45	21,595,582.75
513 Derelict Vessel Removal	1,481,264.34		211,147.68	224,701.19	1,467,710.83	119.52	1,467,830.35
532 Washington Housing Trust	13,036,839.22		576,537.88	1,200,217.71	12,413,159.39	.....	12,413,159.39
535 Alaskan Way Viaduct Replacement Project	2,124,103.45		3,171,221.34	.....	5,295,324.79	.....	5,295,324.79
549 Election	11,444,563.14		13,732.41	35,714.86	11,422,580.69	551.28	11,423,131.97
550 Transportation 2003	(9,377,590.34)		2,953,732.61	4,159,990.74	(10,583,848.47)	570.57	(10,583,277.90)
562 Skilled Nursing Facility Safety Net Trust	1,555,354.00		3,538.14	(5,840,973.00)	7,399,865.14	.....	7,399,865.14
564 Water Pollution Control Revolving Administration	4,707,856.62		508,153.95	183,495.25	5,032,515.32	1,281.17	5,033,796.49
565 Yakima Integrated Plan Implementation Revenue Recovery	.....		.....	.....	.....	.....	.....
566 Community Forest Trust	84,500.12		(107.48)	(480.40)	84,873.04	.....	84,873.04
571 Multiuse Roadway Safety	296,069.43		14,316.41	12.00	310,373.84	.....	310,373.84

# RECEIPTS AND DISBURSEMENTS FOR TREASURY FUNDS

	July 1, 2018		July 2018		July 31, 2018		
	Beginning Book Balance		Plus Receipts	Less Disbursements	Ending Book Balance	Outstanding Warrants	Ending Cash Balance
<b>SPECIAL REVENUE FUNDS (Continued)</b>							
595 I-405 Express Toll Lanes Operations	\$ 33,576,717.34	\$	(196,684.42)	\$ (1,400,729.60)	\$ 34,780,762.52	\$ 290.93	\$ 34,781,053.45
600 Department of Retirement Systems Expense	10,022,550.33		3,391,865.67	3,339,795.12	10,074,620.88	10,643.94	10,085,264.82
689 Rural Washington Loan	7,937,593.64		9,628.04	82,050.04	7,865,171.64		7,865,171.64
727 Water Pollution Control Revolving	120,994,399.91		5,346,298.49	733,950.34	125,606,748.06		125,606,748.06
733 Capitol Campus Reserve	.....		.....	.....	.....		.....
777 Prostitution Prevention and Intervention	101,946.96		12,374.86	475.20	113,846.62		113,846.62
785 State Educational Trust Fund	6,756,840.14		38,442.93	621.24	6,794,661.83	976.14	6,795,637.97
818 Youth Athletic Facility	189,786.76		226.82	.....	190,013.58		190,013.58
825 Tobacco Settlement	.....		.....	.....	.....		.....
844 Money-Purchase Retirement Savings Administrative	.....		.....	.....	.....		.....
874 OASI Revolving	271,389.75		611.08	13,191.66	258,809.17		258,809.17
887 Public Facilities Construction Loan Revolving	18,797,678.45		2,037,163.75	186,692.61	20,648,149.59	5,189.89	20,653,339.48
888 Deferred Compensation Administrative	1,878,213.17		(73,234.56)	880,719.88	924,258.73	71.23	924,329.96
893 Radiation Perpetual Maintenance	\$343,818.58		410.92	.....	344,229.50		344,229.50
<b>TOTAL SPECIAL REVENUE FUNDS</b>	<b>\$ 3,006,996,910.57</b>	<b>\$</b>	<b>561,448,218.01</b>	<b>\$ 519,972,422.62</b>	<b>\$ 3,048,472,705.96</b>	<b>\$ 16,481,908.27</b>	<b>\$ 3,064,954,614.23</b>
<b>DEBT SERVICE FUNDS</b>							
303 Highway Bond Retirement	\$ 263,974,393.95	\$	61,425,446.32	\$ 181,759,531.25	\$ 143,640,309.02	\$ .....	\$ 143,640,309.02
304 Ferry Bond Retirement	15,437,779.89		1,185,589.13	9,014,375.00	7,608,994.02		7,608,994.02
305 Transportation Improvement Board Bond Retirement	5,271,274.66		569,875.92	2,208,225.00	3,632,925.58		3,632,925.58
347 Washington State University Bond Retirement	10,302,251.30		(1,283,772.18)	(1,480,445.89)	10,498,925.01		10,498,925.01
348 University of Washington Bond Retirement	14,528,255.53		26,841.91	986,013.40	13,569,084.04		13,569,084.04
380 Debt-Limit General Fund Bond Retirement	1,098.84		.....	.....	1,098.84		1,098.84
381 Debt-Limit Reimbursable Bond Retirement	.....		173,012.50	173,012.50	.....		.....
382 Nondebt-Limit General Fund Bond Retirement	.....		.....	.....	.....		.....
383 Nondebt-Limit Reimbursable Bond Retirement	.....		22,246,687.50	22,246,687.50	.....		.....
384 Nondebt-Limit Proprietary Appropriated Bond Retirement	.....		.....	.....	.....		.....
385 Nondebt-Limit Proprietary Nonappropriated Bond Retirement	.....		.....	.....	.....		.....
386 Nondebt-Limit Revenue Bond Retirement	.....		.....	.....	.....		.....
389 Toll Facility Bond Retirement	\$8,669,739.47		4,670,123.64	.....	13,339,863.11		13,339,863.11
<b>TOTAL DEBT SERVICE FUNDS</b>	<b>\$ 318,184,793.64</b>	<b>\$</b>	<b>89,013,804.74</b>	<b>\$ 214,907,398.76</b>	<b>\$ 192,291,199.62</b>	<b>\$ .....</b>	<b>\$ 192,291,199.62</b>
<b>CAPITAL PROJECTS FUNDS</b>							
01L Higher Education Construction	\$ .....	\$	.....	\$ .....	\$ .....	\$ .....	\$ .....
036 Capitol Building Construction	3,929,534.16		(3,192,887.61)	(412,163.75)	1,148,810.30		1,148,810.30
056 State Higher Education Construction	2,367.95		2.83	.....	2,370.78		2,370.78
057 State Building Construction	315,211,008.20		(2,849,519.10)	67,084,398.76	245,277,090.34	1,450,530.61	246,727,620.95
060 Community and Technical College Capital Projects	15,127,527.98		512,200.87	1,654,061.51	13,985,667.34		13,985,667.34
061 Eastern Washington University Capital Projects	5,394,772.53		24,833.52	(191,522.36)	5,611,128.41		5,611,128.41
062 Washington State University Building	2,169,458.26		(185,734.26)	1,253,163.77	730,560.23		730,560.23

# RECEIPTS AND DISBURSEMENTS FOR TREASURY FUNDS

	July 1, 2018		July 2018		July 31, 2018		
	Beginning Book Balance		Plus Receipts	Less Disbursements	Ending Book Balance	Outstanding Warrants	Ending Cash Balance
<b>CAPITAL PROJECTS FUNDS (Continued)</b>							
063 Central Washington University Capital Projects	\$ 7,531,890.86		\$ 8,716.92	\$ (12,108.54)	\$ 7,552,716.32	\$ .....	\$ 7,552,716.32
064 University of Washington Building	13,515,102.08		26,289.83	2,241,568.73	11,299,823.18	.....	11,299,823.18
065 Western Washington University Capital Projects	4,538,503.04		5,985.68	246,604.91	4,297,883.81	.....	4,297,883.81
066 The Evergreen State College Capital Projects	3,518,909.54		4,361.62	483,233.60	3,040,037.56	.....	3,040,037.56
075 State Social and Health Services Construction	5,371.39		.....	.....	5,371.39	.....	5,371.39
18B Columbia River Basin Tax Bond Water Supply Development	1,199,601.99		1,433.71	.....	1,201,035.70	.....	1,201,035.70
245 Public Safety Reimbursable Bond	4.12		.....	.....	4.12	.....	4.12
246 Community and Technical College Forest Reserve	2,885,785.55		.....	(185,501.24)	3,071,286.79	.....	3,071,286.79
289 Thurston County Capital Facilities	4,466,524.25		347,280.38	387,978.90	4,425,825.73	.....	4,425,825.73
357 Gardner-Evans Higher Education Construction	45,698.05		.....	.....	45,698.05	.....	45,698.05
364 Military Department Capital	\$1,725,597.35		.....	.....	1,725,597.35	.....	1,725,597.35
<b>TOTAL CAPITAL PROJECTS FUNDS</b>	<b>\$ 381,267,657.30</b>		<b>\$ (5,297,035.61)</b>	<b>\$ 72,549,714.29</b>	<b>\$ 303,420,907.40</b>	<b>\$ 1,450,530.61</b>	<b>\$ 304,871,438.01</b>
<b>PERMANENT FUNDS</b>							
04B Natural Resources Real Property Replacement	\$ 8,745,779.78		\$ 310,778.52	\$ 238,000.00	\$ 8,818,558.30	\$ .....	\$ 8,818,558.30
601 Agricultural Permanent	721,751.83		646,812.75	962,529.65	406,034.93	.....	406,034.93
603 Millersylvania Park Trust	5,515.71		6.59	.....	5,522.30	.....	5,522.30
604 Normal School Permanent	367,956.42		763,174.39	938,324.73	192,806.08	.....	192,806.08
605 Permanent Common School	587,198.05		594,517.29	1,123,919.88	57,795.46	.....	57,795.46
606 Scientific Permanent	752,158.76		733,522.68	857,440.11	628,241.33	.....	628,241.33
607 State University Permanent	207,188.87		101,076.95	206,802.66	101,463.16	.....	101,463.16
851 Developmental Disabilities Community Trust	\$1,515,819.35		1,807.08	4,225.78	1,513,400.65	.....	1,513,400.65
<b>TOTAL PERMANENT FUNDS</b>	<b>\$ 12,903,368.77</b>		<b>\$ 3,151,696.25</b>	<b>\$ 4,331,242.81</b>	<b>\$ 11,723,822.21</b>	<b>\$ .....</b>	<b>\$ 11,723,822.21</b>
<b>ENTERPRISE FUNDS</b>							
401 Correctional Industries	\$ 2,927,176.03		\$ 10,157,795.40	\$ 9,068,310.67	\$ 4,016,660.76	\$ 165,030.05	\$ 4,181,690.81
407 Secretary of State's Revolving	10,143,949.37		664,431.97	1,149,542.57	9,658,838.77	536.53	9,659,375.30
492 School Employees' Insurance Administrative	8,056,892.27		28,730,000.00	754,837.87	36,032,054.40	1,075.58	36,033,129.98
578 Lottery Administrative	428,645.57		1,204,383.05	1,134,081.35	498,947.27	4,379.22	503,326.49
608 Accident	4,229,231.63		179,892,538.70	174,839,330.27	9,282,440.06	17,788,274.26	27,070,714.32
609 Medical Aid	4,486,659.03		164,004,438.42	146,003,553.07	22,487,544.38	7,775,744.77	30,263,289.15
610 Accident Reserve	1,901,903.81		65,991,026.07	67,500,102.09	392,827.79	622,374.39	1,015,202.18
881 Supplemental Pension	1,076,813.47		95,591,232.04	93,108,110.03	3,559,935.48	1,638,180.08	5,198,115.56
883 Second Injury	\$31,147,794.02		(149,040.07)	131,199.55	30,867,554.40	31,208.68	30,898,763.08
<b>TOTAL ENTERPRISE FUNDS</b>	<b>\$ 64,399,065.20</b>		<b>\$ 546,086,805.58</b>	<b>\$ 493,689,067.47</b>	<b>\$ 116,796,803.31</b>	<b>\$ 28,026,803.56</b>	<b>\$ 144,823,606.87</b>
<b>INTERNAL SERVICE FUNDS</b>							
006 Public Records Efficiency, Preservation & Access	\$ 1,785,927.29		\$ (96,954.71)	\$ 338,025.67	\$ 1,350,946.91	\$ 98,783.94	\$ 1,449,730.85
405 Legal Services Revolving	14,198,436.56		17,032,856.20	12,859,520.45	18,371,772.31	145,549.44	18,517,321.75
410 Transportation Equipment	15,005,430.95		1,192,580.22	1,277,760.43	14,920,250.74	48,816.46	14,969,067.20

# RECEIPTS AND DISBURSEMENTS FOR TREASURY FUNDS

	July 1, 2018		July 2018		July 31, 2018		
	Beginning Book Balance		Plus Receipts	Less Disbursements	Ending Book Balance	Outstanding Warrants	Ending Cash Balance
<b>INTERNAL SERVICE FUNDS (Continued)</b>							
415 Personnel Service	\$ 2,160,719.39		\$ 423.50	\$ 549,985.73	\$ 1,611,157.16	\$ 11.23	\$ 1,611,168.39
418 State Health Care Authority Administrative	10,156,637.23		2,523,228.42	1,423,722.65	11,256,143.00	12,923.78	11,269,066.78
455 Higher Education Personnel Service	463,908.27		2,701.64	54,860.56	411,749.35	3.70	411,753.05
468 OFM Central Service	126,945.89		12,203.87	923,062.83	(783,913.07)	80.40	(783,832.67)
483 Auditing Services Revolving	16,484.35		1,371,777.99	1,149,516.59	238,745.75	730.61	239,476.36
484 Administrative Hearings Revolving	(\$945,196.76)		2,324,485.61	1,740,131.36	(360,842.51)	3,452.52	(357,389.99)
<b>TOTAL INTERNAL SERVICE FUNDS</b>	<b>\$ 42,969,293.17</b>		<b>\$ 24,363,302.74</b>	<b>\$ 20,316,586.27</b>	<b>\$ 47,016,009.64</b>	<b>\$ 310,352.08</b>	<b>\$ 47,326,361.72</b>
<b>PENSION TRUST FUNDS</b>							
614 Volunteer Firefighters' Relief and Pension Principal	\$ 20,985,258.39		\$ 35,217.90	\$ 1,088,646.55	\$ 19,931,829.74	\$ 117,019.95	\$ 20,048,849.69
615 State Patrol - Plan1	905,174.73		6,224,312.57	6,190,763.90	938,723.40	36,353.13	975,076.53
616 Judges' Retirement	799,054.29		125,986.84	32,880.99	892,160.14	.....	892,160.14
630 State Patrol - Plan 2	445,408.37		1,002,938.19	1,008,284.84	440,061.72	.....	440,061.72
631 Public Employees' Retirement System Plan 1	10,025,557.89		161,123,318.12	162,260,641.54	8,888,234.47	1,584,471.61	10,472,706.08
632 Teachers' Retirement System Plan 1	7,324,154.59		118,676,807.45	119,074,989.59	6,925,972.45	5,520,440.26	12,446,412.71
633 School Employees' Retirement System Combined Plan 2 & 3	4,525,453.98		57,435,890.97	56,984,778.88	4,976,566.07	334,961.32	5,311,527.39
635 Public Safety Employees Retirement System Plan 2	299,883.86		6,661,488.04	6,688,132.76	273,239.14	58,730.95	331,970.09
641 Public Employees' Retirement System Combined Plan 2 & 3	12,460,398.18		281,467,276.45	284,096,778.05	9,830,896.58	1,409,695.40	11,240,591.98
642 Teachers' Retirement System Combined Plan 2 and 3	12,098,642.29		177,337,520.21	175,126,740.00	14,309,422.50	178,271.77	14,487,694.27
722 Deferred Compensation Principal	3,107,271.13		46,829,296.01	46,596,268.46	3,340,298.68	9,772.93	3,350,071.61
729 Judicial Retirement Principal	9,456.89		117,541.40	117,529.45	9,468.84	.....	9,468.84
819 LEOFF Plan 1 Retirement	3,089,192.10		31,033,818.51	31,438,429.79	2,684,580.82	460,486.40	3,145,067.22
829 LEOFF Plan 2 Retirement	3,618,029.14		53,913,470.13	54,533,984.08	2,997,515.19	537,146.59	3,534,661.78
882 Washington Judicial Retirement System	\$7,964,487.97		2,110,137.52	686,213.74	9,388,411.75	.....	9,388,411.75
<b>TOTAL PENSION TRUST FUNDS</b>	<b>\$ 87,657,423.80</b>		<b>\$ 944,095,020.31</b>	<b>\$ 945,925,062.62</b>	<b>\$ 85,827,381.49</b>	<b>\$ 10,247,350.31</b>	<b>\$ 96,074,731.80</b>
<b>AGENCY FUNDS</b>							
01P Suspense	\$ 85,987,224.45		\$ 1,961,562,825.60	\$ 1,949,708,039.17	\$ 97,842,010.88	\$ 246,346.42	\$ 98,088,357.30
01R Undistributed Receipts	1,219,437.36		.....	(286.00)	1,219,723.36	.....	1,219,723.36
01T Local Leasehold Excise Tax	150,050.08		.....	(5,000,154.93)	5,150,205.01	.....	5,150,205.01
034 Local Sales and Use Tax	.....		.....	.....	.....	.....	.....
035 State Payroll Revolving	24,369,666.71		495,000,181.85	513,251,095.66	6,118,752.90	1,584,350.41	7,703,103.31
768 Local Real Estate Excise Tax	.....		342,277.09	342,277.09	.....	.....	.....
795 State Investment Board Commingled Monthly Bond	.....		82.18	82.18	.....	.....	.....
865 State Investment Board Commingled Trust	.....		5,654.86	5,654.86	.....	.....	.....
877 OASI Contribution	.....		.....	.....	.....	.....	.....
<b>TOTAL AGENCY FUNDS</b>	<b>\$ 111,726,378.60</b>		<b>\$ 2,456,911,021.58</b>	<b>\$ 2,458,306,708.03</b>	<b>\$ 110,330,692.15</b>	<b>\$ 1,830,696.83</b>	<b>\$ 112,161,388.98</b>
<b>TOTAL TREASURY FUNDS</b>	<b>\$ 7,627,323,487.42</b>		<b>\$ 7,631,385,086.64</b>	<b>\$ 8,385,537,638.78</b>	<b>\$ 6,873,170,935.28</b>	<b>\$ 89,481,583.25</b>	<b>\$ 6,962,652,518.53</b>

# RECEIPTS AND DISBURSEMENTS FOR TREASURER'S TRUST FUNDS

	July 1, 2018		July 2018		July 31, 2018		
	Beginning Book Balance		Plus Receipts	Less Disbursements	Ending Book Balance	Outstanding Warrants	Ending Cash Balance
<b>GENERAL FUND</b>							
06N Local Tax Administration	\$ .....	\$ .....	\$ .....	\$ .....	\$ .....	\$ .....	\$ .....
07F Commercial Fisheries Buyback	.....	.....	.....	.....	.....	.....	.....
08B Foster Care Endowed Scholarship Trust	15,709.61	18.77	.....	.....	15,728.38	.....	15,728.38
08E Individual Development Account Program	1,965.61	2.35	.....	.....	1,967.96	.....	1,967.96
08N State Financial Aid	8,760,458.84	87,772.31	4,790,853.80	.....	4,057,377.35	4,432.36	4,061,809.71
08T Transportation Innovative Partnership	.....	.....	.....	.....	.....	.....	.....
10L Health Insurance Partnership	.....	.....	.....	.....	.....	.....	.....
10V Invasive Species Council	.....	.....	.....	.....	.....	.....	.....
11M Poet Laureate	115.55	.....	.....	.....	115.55	.....	115.55
11R Hospital Infection Control Grant	.....	.....	.....	.....	.....	.....	.....
12L Outdoor Education and Recreation Prog	804,479.24	750,000.00	17,359.61	.....	1,537,119.63	.....	1,537,119.63
12P Geoduck Aquaculture Research	0.48	200,000.00	.....	.....	200,000.48	.....	200,000.48
131 Fair	165,107.64	2,000,201.23	5,284.68	.....	2,160,024.19	.....	2,160,024.19
14N Legislative Oral History	57,593.20	.....	.....	.....	57,593.20	.....	57,593.20
14P Skeletal Human Remains Assistance	291,342.30	.....	.....	.....	291,342.30	.....	291,342.30
15B Food Animal Vet Scholarship	.....	.....	.....	.....	.....	.....	.....
15N Business Assistance	.....	.....	.....	.....	.....	.....	.....
16F Washington State Flag	410.96	.....	.....	.....	410.96	.....	410.96
16K Mortgage Recovery	.....	.....	.....	.....	.....	.....	.....
16R Multiagency Permitting Team	93,790.43	112.10	.....	.....	93,902.53	.....	93,902.53
17R Aerospace Training Student Loan	1,037,195.23	8,795.30	6,155.12	.....	1,039,835.41	.....	1,039,835.41
18C Native Education Public-Private Partnership	.....	.....	.....	.....	.....	.....	.....
18F High School Completion	.....	.....	.....	.....	.....	.....	.....
18G Opportunity Scholarship Match Transfer	1,745,087.44	500,000.00	.....	.....	2,245,087.44	.....	2,245,087.44
18K 24/7 Sobriety	7,616.91	(9,416.37)	.....	.....	(1,799.46)	.....	(1,799.46)
18V Science, Technology, Engineering and Math Education Lighthouse	.....	.....	.....	.....	.....	.....	.....
19J Universal Communications Services	5,698,227.32	5,000,000.00	.....	.....	10,698,227.32	.....	10,698,227.32
19V Andy Hill Cancer Research Endowment Fund Match Transfer	5,062,238.55	4,000,000.00	4,094,106.40	.....	4,968,132.15	.....	4,968,132.15
20L Early Start	.....	.....	.....	.....	.....	.....	.....
21J Gina Grant Bull Memorial Legislative Page Scholarship	23,686.83	28.23	.....	.....	23,715.06	.....	23,715.06
21K Skilled Worker Awareness Grant Program	81,231.96	150,000.00	6,865.82	.....	224,366.14	.....	224,366.14
21L Low-Income Home Rehab Revolving Loan Program	.....	.....	.....	.....	.....	.....	.....
21T Suicide-Safer Homes Project	41,592.75	.....	15,954.52	.....	25,638.23	15,954.52	41,592.75
22A State Agency Office Relocation Pool	7,370,857.86	(411,660.00)	580,702.28	.....	6,378,495.58	.....	6,378,495.58
22B Highway Worker Memorial Scholarship	.....	.....	.....	.....	.....	.....	.....
22S Landlord Mitigation Program	2,921.00	39,362.32	.....	.....	42,283.32	.....	42,283.32
22V Medical Student Loan	.....	.....	.....	.....	.....	.....	.....
23B Rural Jobs Program Match Transfer	.....	.....	.....	.....	.....	.....	.....
23E Washington History Day	.....	.....	.....	.....	.....	.....	.....

# RECEIPTS AND DISBURSEMENTS FOR TREASURER'S TRUST FUNDS

	July 1, 2018	July 2018		July 31, 2018		
	Beginning Book Balance	Plus Receipts	Less Disbursements	Ending Book Balance	Outstanding Warrants	Ending Cash Balance
<b>GENERAL FUND (Continued)</b>						
23F Open Educational Resources	\$ .....	\$ .....	\$ .....	\$ .....	\$ .....	\$ .....
290 Savings Incentive	2,292,309.47	.....	24,546.28	2,267,763.19	.....	2,267,763.19
447 Information Technology Investment Revolving	6,049,210.59	14,226,000.01	168,250.81	20,106,959.79	.....	20,106,959.79
490 Regional Transportation Investment District	.....	.....	.....	.....	.....	.....
514 Agricultural Conservation Easements	.....	.....	.....	.....	.....	.....
534 Washington Graduate Fellowship Trust	489.80	.....	.....	489.80	.....	489.80
551 Washington Youth and Families	124,634.31	.....	.....	124,634.31	.....	124,634.31
552 Conservation Assistance Revolving	393,954.25	.....	20,100.00	373,854.25	.....	373,854.25
646 Higher Ed Retirement Plan Supplemental Benefit	2,000.39	351,796.47	351,796.00	2,000.86	.....	2,000.86
653 Washington Distinguished Professorship Trust	.....	.....	.....	.....	.....	.....
743 College Faculty Awards Trust	186.14	.....	.....	186.14	.....	186.14
747 Health Professional Loan Repayment & Scholarship Program	9,063,782.24	3,723.19	884,453.38	8,183,052.05	10,956.65	8,194,008.70
748 Higher Education Coord. Board for Innovation and Quality	.....	.....	.....	.....	.....	.....
781 Cross-State Trail	473.10	.....	.....	473.10	.....	473.10
793 Health Insurance Pool	.....	.....	.....	.....	.....	.....
817 Stadium and Exhibition Center Construction	.....	.....	.....	.....	.....	.....
835 Four Year Student Child Care in Higher Education	16,998.85	75,000.00	13,207.50	78,791.35	.....	78,791.35
837 Washington's Promise Scholarship	\$8.18	0.01	.....	8.19	.....	8.19
<b>TOTAL GENERAL FUND</b>	<b>\$ 49,205,677.03</b>	<b>\$ 26,971,735.92</b>	<b>\$ 10,979,636.20</b>	<b>\$ 65,197,776.75</b>	<b>\$ 31,343.53</b>	<b>\$ 65,229,120.28</b>
<b>SPECIAL REVENUE FUNDS</b>						
01F Crime Victims' Compensation	\$ 3,913,764.19	\$ (843,209.08)	\$ .....	\$ 3,070,555.11	\$ .....	\$ 3,070,555.11
025 Pilotage	834,954.03	335,252.70	93,666.57	1,076,540.16	397.45	1,076,937.61
03K Industrial Insurance Premium Refund	5,121,633.27	9,276.73	272,807.05	4,858,102.95	.....	4,858,102.95
04F Real Estate Education Program	635,742.76	1,632.22	46.74	637,328.24	.....	637,328.24
06H Oral History, State Library, and Archives	4,915.22	74.06	21,027.42	(16,038.14)	70.20	(15,967.94)
06J Securities Prosecution	584,339.33	3,925.00	.....	588,264.33	.....	588,264.33
07A Mortgage Lending Fraud Prosecution	258,788.86	26,572.95	.....	285,361.81	.....	285,361.81
07B Organ and Tissue Donation Awareness	162,969.64	44,060.14	.....	207,029.78	.....	207,029.78
07E Contract Harvesting Revolving	8,778,056.99	(687,044.16)	(3,167,498.02)	11,258,510.85	.....	11,258,510.85
07J "Helping Kids Speak"	3,292.35	2,830.34	2,590.01	3,532.68	.....	3,532.68
07K Special License Plate Applicant Trust	6,103.00	.....	.....	6,103.00	.....	6,103.00
07L Legislative International Trade	735.13	.....	.....	735.13	.....	735.13
07N Produce Railcar Pool	48.54	0.06	.....	48.60	.....	48.60
07T Commemorative Works	3,322.90	3.97	.....	3,326.87	.....	3,326.87
07V Fish and Wildlife Enforcement Reward	687,290.30	16,207.86	38,891.80	664,606.36	930.26	665,536.62
08C Gonzaga University Alumni Association	5,752.71	4,442.68	4,076.34	6,119.05	.....	6,119.05
08F Lighthouse Environmental Programs	11,941.99	10,005.33	7,331.35	14,615.97	.....	14,615.97
08G Flexible Spending Administrative	2,377,548.19	75,678.66	72,381.26	2,380,845.59	.....	2,380,845.59
08J Prescription Drug Consortium	42,947.77	.....	.....	42,947.77	.....	42,947.77



# RECEIPTS AND DISBURSEMENTS FOR TREASURER'S TRUST FUNDS

	July 1, 2018		July 2018		July 31, 2018		
	Beginning Book Balance		Plus Receipts	Less Disbursements	Ending Book Balance	Outstanding Warrants	Ending Cash Balance
<b>SPECIAL REVENUE FUNDS (Continued)</b>							
08L "Ski & Ride Washington"	\$ 3,070.90	\$	2,984.34	\$ 2,744.01	\$ 3,311.23	\$ .....	\$ 3,311.23
08P State Parks Education and Enhancement	420,261.73		13,104.01	22,977.96	410,387.78	400.00	410,787.78
08V Veterans Stewardship	1,590,529.13		61,951.98	32,560.01	1,619,921.10	3,708.97	1,623,630.07
08W "Washington's National Park Fund"	20,598.56		19,973.33	17,324.99	23,246.90	.....	23,246.90
098 Eastern Washington Pheasant Enhancement	178,388.17		3,743.28	3,489.86	178,641.59	320.00	178,961.59
09A We Love Our Pets	10,959.57		5,259.34	3,887.33	12,331.58	.....	12,331.58
09B Boating Safety Education Certification	657,001.71		68,866.40	19,640.41	706,227.70	645.00	706,872.70
09J Washington Coastal Crab Pot Buoy Tag	210,385.29	.....	.....	.....	210,385.29	.....	210,385.29
09K Life Sciences Discovery	652,024.89		828.27	164,579.13	488,274.03	.....	488,274.03
09L Nursing Resource Center	162,532.66		51,287.00	153,185.50	60,634.16	610.00	61,244.16
10F "Share the Road"	18,080.05		8,547.00	7,781.67	18,845.38	.....	18,845.38
11A Employment Training Finance	343,582.80		9,962.72	87,587.80	265,957.72	.....	265,957.72
11J Electronic Products Recycling	647,557.18	.....	.....	24,626.45	622,930.73	.....	622,930.73
11P Large On-Site Sewage Systems	.....	.....	.....	.....	.....	.....	.....
11V Veteran Estate Management	31,483.87		10,665.95	30,830.91	11,318.91	1,353.00	12,671.91
126 Agricultural Local	16,555,724.40		2,816,493.47	2,809,204.65	16,563,013.22	27,666.62	16,590,679.84
128 Grain Inspection Revolving	6,220,795.22		985,400.78	1,385,078.09	5,821,117.91	752.34	5,821,870.25
12E Assisted Living Facility Management	280,992.76	.....	.....	(3,250.00)	284,242.76	.....	284,242.76
12F Manufactured/Mobile Home Dispute Resol	2,555,969.51		40,764.00	31,889.08	2,564,844.43	56.00	2,564,900.43
12G Rockfish Research	315,686.19		32,163.65	12,185.00	335,664.84	50.34	335,715.18
12H Uniformed Service Shared Leave Pool	827,580.52	.....	.....	(70.20)	827,650.72	.....	827,650.72
12N Get Ready For Math & Science Schlarshp	49,250.42		2,191.86	.....	51,442.28	.....	51,442.28
133 Children's Trust	522,569.26		17,163.25	3,782.36	535,950.15	53.85	536,004.00
14E Washington State Heritage Center	3,133,054.54		454,267.68	468,154.45	3,119,167.77	7,444.16	3,126,611.93
14W Reduced Cigarette Ignition Propensity	585,504.89		6,422.82	4,578.88	587,348.83	893.77	588,242.60
15A Transitional Housing Oper & Rent	166,310.15	.....	.....	166,309.74	0.41	.....	0.41
15T Broadband Mapping	.....	.....	.....	.....	.....	.....	.....
15V Funeral and Cemetery	912,733.39		26,060.59	123,210.49	815,583.49	945.02	816,528.51
15W Guaranteed Asset Protection Waiver	18,750.00	.....	.....	.....	18,750.00	.....	18,750.00
163 Worker and Community Right to Know	1,417,762.43		337,357.10	510,707.60	1,244,411.93	2,342.51	1,246,754.44
169 Horse Racing Commission Operating	1,050,158.77		209,877.43	395,726.18	864,310.02	876.31	865,186.33
16B Landscape Architects' License	332,217.44		16,800.00	25,211.18	323,806.26	451.28	324,257.54
16E Spec Forest Products Outreach/Education	12,730.19	.....	.....	.....	12,730.19	.....	12,730.19
16G Universal Vaccine Purchase	6,247,935.89		6,247,878.01	(37,757.90)	12,533,571.80	.....	12,533,571.80
16H Columbia River Salmon/Steelhead Endorsement	1,074,793.16		148,172.50	134,770.40	1,088,195.26	145.93	1,088,341.19
16L Accessible Communities	538,541.18		12,381.48	4,477.60	546,445.06	.....	546,445.06
16N Disabled Veterans Assistance	.....	.....	.....	.....	.....	.....	.....
16T Product Stewardship Programs	299,580.32	.....	.....	6,195.38	293,384.94	.....	293,384.94
17H WA Global Health Technologies Product Development	2.06	.....	.....	.....	2.06	.....	2.06

# RECEIPTS AND DISBURSEMENTS FOR TREASURER'S TRUST FUNDS

	July 1, 2018		July 2018		July 31, 2018		
	Beginning Book Balance		Plus Receipts	Less Disbursements	Ending Book Balance	Outstanding Warrants	Ending Cash Balance
<b>SPECIAL REVENUE FUNDS (Continued)</b>							
17L Foreclosure Fairness	\$ 244,903.45	\$	76,200.00	\$ 39,455.99	\$ 281,647.46	\$ 28.00	\$ 281,675.46
17M Individual-Based/Portable Background Check Clearance	3,119.43		30,636.00	29,560.11	4,195.32	167.70	4,363.02
17V Volunteer Firefighters	5,842.67		3,432.33	3,255.00	6,020.00	.....	6,020.00
180 Local Government Administrative Hearings	255,964.55		(6,378.42)	303.34	249,282.79	.....	249,282.79
189 Clarke-McNary	.....		.....	.....	.....	.....	.....
18A Investing In Innovation	34,347.09		.....	.....	34,347.09	.....	34,347.09
18E Educator Certification Processing	2,758,168.29		207,758.75	280,208.32	2,685,718.72	442.34	2,686,161.06
18M Music Matters Awareness	6,286.00		6,402.66	4,998.00	7,690.66	.....	7,690.66
18N Damage Prevention	126,571.00		21,000.00	.....	147,571.00	.....	147,571.00
18R Seattle Sounders FC	6,704.59		5,523.00	4,738.99	7,488.60	.....	7,488.60
190 Forest Fire Protection Assessment	9,388,510.15		(666,379.40)	(1,391,985.80)	10,114,116.55	65,625.35	10,179,741.90
193 State Forest Nursery Revolving	2,055,328.26		(99,810.95)	(148,740.44)	2,104,257.75	11,058.55	2,115,316.30
195 Energy	6,375.68		8.34	.....	6,384.02	.....	6,384.02
197 Statute Law Committee Publications	812,022.28		13,573.14	7,982.59	817,612.83	27.26	817,640.09
198 Access Road Revolving	10,045,171.17		(536,140.80)	204,297.52	9,304,732.85	5,274.26	9,310,007.11
19B School for the Blind	2,136,698.88		72,171.53	134,104.75	2,074,765.66	632.97	2,075,398.63
19E 4-H Program	279.00		466.67	382.67	363.00	.....	363.00
19F Seattle Seahawks	39,795.01		43,663.67	39,207.01	44,251.67	39,207.01	83,458.68
19H Center for Childhood Deafness and Hearing Loss	117,957.20		25,329.77	143,286.97	.....	.....	.....
19M Seattle University	23,793.00		637.00	.....	24,430.00	.....	24,430.00
19P Child Rescue	16,244.80		175.06	.....	16,419.86	.....	16,419.86
19R Residential Services and Support	.....		.....	(7,000.00)	7,000.00	.....	7,000.00
19W Wolf-Livestock Conflict	282,043.03		.....	.....	282,043.03	.....	282,043.03
205 Mobile Home Park Relocation	1,444,376.58		46,516.21	13,714.50	1,477,178.29	439.86	1,477,618.15
206 Cost of Supervision	486,115.69		148,249.37	24,774.02	609,591.04	384.01	609,975.05
209 Regional Fisheries Enhancement Group	1,743,280.87		76,856.32	238,897.73	1,581,239.46	0.57	1,581,240.03
20A State Flower	2,608.67		2,277.33	2,216.67	2,669.33	.....	2,669.33
20D CPA Scholarship Transfer	250,000.00		.....	.....	250,000.00	.....	250,000.00
20E WA Internet Crimes Against Children	1,502,000.00		.....	2,000.00	1,500,000.00	.....	1,500,000.00
20G Washington Farmers and Ranchers	448.00		196.00	196.00	448.00	364.00	812.00
20K Licensing & Enforcement System Modernization	1,190,884.10		(27.00)	185.00	1,190,672.10	130.49	1,190,802.59
20P Nursing Facility Quality Enhancement	2,370,597.47		.....	(8,364.52)	2,378,961.99	.....	2,378,961.99
20W Washington Tennis	2,086.00		168.00	.....	2,254.00	.....	2,254.00
210 Fire Protection Contractor License	489,383.36		5,008.96	38,047.34	456,344.98	972.92	457,317.90
213 Veterans' Emblem	32,705.94		427.00	.....	33,132.94	.....	33,132.94
214 Temporary Worker Housing	291,147.61		1,884.00	4,708.13	288,323.48	976.00	289,299.48
219 Air Operating Permit	1,708,165.39		.....	73,236.35	1,634,929.04	140.00	1,635,069.04
21A Washington State Wrestling	602.00		378.00	602.00	378.00	.....	378.00
21C Washington Sexual Assault Kit	2,081,746.56		2,493.63	188,945.50	1,895,294.69	.....	1,895,294.69

# RECEIPTS AND DISBURSEMENTS FOR TREASURER'S TRUST FUNDS

	July 1, 2018		July 2018		July 31, 2018	
	Beginning Book Balance	Plus Receipts	Less Disbursements	Ending Book Balance	Outstanding Warrants	Ending Cash Balance
<b>SPECIAL REVENUE FUNDS (Continued)</b>						
21F Fred Hutch	\$ 301.00	\$ 310.33	\$ 301.00	\$ 310.33	\$ .....	\$ 310.33
21G Washington State Aviation	28,093.34	2,594.66	.....	30,688.00	.....	30,688.00
21N NE WA Wolf-Livestock Management	(121,629.15)	199,790.18	.....	78,161.03	.....	78,161.03
21Q Forest Health Revolving	6,007,838.28	676,110.45	1,055,534.79	5,628,413.94	42,507.42	5,670,921.36
21U Veteran's In-State Service Shared Leave Pool	48,673.50	4,407.60	(16,119.82)	69,200.92	.....	69,200.92
21W K-12 Criminal Background Check	43,377.77	120,864.00	147,732.72	16,509.05	129.00	16,638.05
225 Fingerprint Identification	4,191,657.08	960,648.00	952,822.08	4,199,483.00	198,909.87	4,398,392.87
22G Photovoltaic Module Recycling	.....	.....	.....	.....	.....	.....
22H Foster Parent Shared Leave Pool	0.04	.....	.....	0.04	.....	0.04
22K Watershed Restoration Enhancement	.....	.....	.....	.....	.....	.....
22L Public Use General Aviation Airport Loan Revolving	4,999,960.00	.....	(63.29)	5,000,023.29	.....	5,000,023.29
22N Fish and Wildlife Federal Lands Revolving	.....	.....	.....	.....	.....	.....
22P Natural Resources Federal Lands Revolving	2,880.66	(43,372.89)	75,990.90	(116,483.13)	.....	(116,483.13)
22Q Seattle Mariners	.....	.....	.....	.....	.....	.....
23A Student Loan Advocate	.....	.....	.....	.....	.....	.....
23C Department of Licensing Tuition Recovery	.....	.....	.....	.....	.....	.....
23D Student Achievement Council Tuition Recovery Trust	.....	.....	.....	.....	.....	.....
259 Coastal Crab	107,600.49	620.00	2,221.09	105,999.40	.....	105,999.40
274 Adult Family Home	708,421.09	.....	(11,080.41)	719,501.50	.....	719,501.50
281 Impaired Driving Safety	366,460.52	122,094.00	439,625.00	48,929.52	.....	48,929.52
283 Juvenile Accountability Incentive	84,364.66	100.83	.....	84,465.49	.....	84,465.49
294 Sea Cucumber Dive Fishery	(3,016.23)	.....	.....	(3,016.23)	.....	(3,016.23)
295 Sea Urchin Dive Fishery	(8.23)	.....	.....	(8.23)	.....	(8.23)
297 Pipeline Safety	4,714,817.27	(317,239.23)	241,436.00	4,156,142.04	55.00	4,156,197.04
298 Geologists'	390,837.47	39,875.00	48,754.26	381,958.21	256.53	382,214.74
300 Financial Services Regulation	24,551,999.54	5,964,816.52	2,484,588.93	28,032,227.13	41,643.53	28,073,870.66
320 Puget Sound Crab Pot Buoy Tag	51,294.98	3,288.75	.....	54,583.73	.....	54,583.73
328 Crim Justice Training Commis Firing Range Maintenance	81,178.00	.....	.....	81,178.00	.....	81,178.00
416 Surplus and Donated Food Commodities Revolving	5,467,175.21	123,601.17	1,315.97	5,589,460.41	.....	5,589,460.41
424 Anti-Trust Revolving	5,156,139.66	2,686.21	412,983.19	4,745,842.68	535.91	4,746,378.59
480 Financial Education Public-Private Partnership	34,272.75	.....	.....	34,272.75	.....	34,272.75
485 Horse Racing Owners' Bonus/Breeder Awards	265,354.55	80,061.40	.....	345,415.95	522.60	345,938.55
495 Toll Collection	19,377,708.17	17,933,039.72	17,573,215.56	19,737,532.33	33,734.45	19,771,266.78
496 Future Teachers Conditional Scholarship	2,345,245.26	40,911.85	36,168.99	2,349,988.12	3,000.00	2,352,988.12
497 Horse Racing Commission Class C Purse Fund	36,392.89	6,742.62	.....	43,135.51	.....	43,135.51
498 Washington State Council of Fire Fighters Benevolent	15,904.72	13,642.98	11,937.34	17,610.36	.....	17,610.36
499 Law Enforcement Memorial	49,633.07	31,544.34	27,668.69	53,508.72	.....	53,508.72
501 Liquor Revolving	6,986,929.52	28,545,123.19	3,460,147.44	32,071,905.27	253,430.41	32,325,335.68
503 Tuition Recovery	3,635,358.79	54,829.11	2,616.94	3,687,570.96	740.60	3,688,311.56

# RECEIPTS AND DISBURSEMENTS FOR TREASURER'S TRUST FUNDS

	July 1, 2018		July 2018		July 31, 2018		
	Beginning Book Balance		Plus Receipts	Less Disbursements	Ending Book Balance	Outstanding Warrants	Ending Cash Balance
<b>SPECIAL REVENUE FUNDS (Continued)</b>							
515 DNA Data Base	\$ 436,244.20		\$ 41,576.52	\$ 51,204.39	\$ 426,616.33	\$ .....	\$ 426,616.33
516 Fruit and Vegetable Inspection	8,000,908.92		2,458,444.97	2,402,127.81	8,057,226.08	4,115.00	8,061,341.08
536 Federal Food Service Revolving	2,216,766.05		4,211,346.71	4,045,604.38	2,382,508.38	24,314.43	2,406,822.81
553 Performance Audits of Government	7,866,210.54		56,040.68	1,726,301.10	6,195,950.12	24,446.48	6,220,396.60
561 Community Technical College Innovation	5,380,587.00		54,393.00	1,191,228.14	4,243,751.86	.....	4,243,751.86
687 Rural Rehabilitation	171,022.30		212.76	.....	171,235.06	.....	171,235.06
688 Federal Local Rail Service Assistance	79,161.84		92.34	.....	79,254.18	.....	79,254.18
731 Child Care Facility Revolving	1,442,955.54		6,556.91	56.54	1,449,455.91	.....	1,449,455.91
732 Nursing Home Civil Penalties	2,397,719.99		.....	(46,500.00)	2,444,219.99	.....	2,444,219.99
746 Hanford Area Economic Investment	45,306.00		10,005.30	.....	55,311.30	.....	55,311.30
749 Governor's Interagency Committee of State Employed Women	67,142.62		2,250.00	20.00	69,372.62	.....	69,372.62
761 Basic Health Plan Subscription	250,744.09		.....	.....	250,744.09	.....	250,744.09
763 Center for the Improvement of Student Learning	35,600.68		.....	.....	35,600.68	.....	35,600.68
773 Commission on Higher Ed Prof Student Ex Program	51,200.00		.....	.....	51,200.00	.....	51,200.00
774 University of Washington License Plate	152,819.33		29,547.04	149,233.00	33,133.37	.....	33,133.37
776 Washington State University License Plate	49,781.72		65,958.66	.....	115,740.38	.....	115,740.38
778 Western Washington University License Plate	112.00		2,380.00	.....	2,492.00	.....	2,492.00
779 Eastern Washington University License Plate	51,685.42		5,448.33	.....	57,133.75	.....	57,133.75
780 School Zone Safety Account	1,445,042.67		34,326.82	10,011.97	1,469,357.52	.....	1,469,357.52
783 Central Washington University License Plate	1,402.34		2,181.67	.....	3,584.01	.....	3,584.01
784 Miscellaneous Transportation Programs	(10,043,103.56)		26,251,962.93	28,218,796.70	(12,009,937.33)	1,017,896.01	(10,992,041.32)
786 The Evergreen State College License Plate	5,080.71		168.00	.....	5,248.71	.....	5,248.71
789 Advanced Environmental Mitigation Revolving	671,009.93		6,114.31	(71,200.00)	748,324.24	.....	748,324.24
816 Stadium and Exhibition Center	41,690,024.62		13,041,092.08	.....	54,731,116.70	.....	54,731,116.70
821 Impaired Physician	494,052.27		143,900.00	469,911.65	168,040.62	200.00	168,240.62
823 Livestock Nutrient Management	45,454.48		200.00	9,823.60	35,830.88	.....	35,830.88
833 Developmental Disabilities Endowment Trust	2,331,031.99		488,371.50	211,655.55	2,607,747.94	.....	2,607,747.94
834 Capitol Furnishings Preservation Committee	84,133.92		6,673.16	8,500.00	82,307.08	8,500.00	90,807.08
878 Federal Forest Revolving	7,214.76		4.91	.....	7,219.67	.....	7,219.67
880 Advance Right-of-Way Revolving	15,347,386.32		494,495.73	176,385.85	15,665,496.20	.....	15,665,496.20
884 Gambling Revolving	10,317,815.60		708,766.33	1,138,427.61	9,888,154.32	18,811.08	9,906,965.40
885 Plumbing Certificate	943,297.91		94,942.93	79,685.84	958,555.00	196.08	958,751.08
892 Pressure Systems Safety	\$668,547.49		192,999.47	181,420.21	680,126.75	85.24	680,211.99
<b>TOTAL SPECIAL REVENUE FUNDS</b>	<b>\$ 295,791,096.50</b>		<b>\$ 113,070,517.72</b>	<b>\$ 70,780,644.98</b>	<b>\$ 338,080,969.24</b>	<b>\$ 1,850,013.94</b>	<b>\$ 339,930,983.18</b>
<b>CAPITAL PROJECTS FUNDS</b>							
366 Watershed Restoration Enhancement Bond	\$ .....		\$ .....	\$ 6,562.50	\$ (6,562.50)	\$ .....	\$ (6,562.50)
377 Watershed Restoration Enhancement Taxable Bond	.....		.....	.....	.....	.....	.....
<b>TOTAL CAPITAL PROJECTS FUNDS</b>	<b>\$ .....0.00</b>		<b>\$ .....</b>	<b>\$ 6,562.50</b>	<b>\$ -6,562.50</b>	<b>\$ .....</b>	<b>\$ (6,562.50)</b>

# RECEIPTS AND DISBURSEMENTS FOR TREASURER'S TRUST FUNDS

	July 1, 2018	July 2018		July 31, 2018		
	Beginning Book Balance	Plus Receipts	Less Disbursements	Ending Book Balance	Outstanding Warrants	Ending Cash Balance
<b>PERMANENT FUNDS</b>						
842 American Indian Scholarship Endowment	\$ 297,918.43	\$ 356.06	\$ .....	\$ 298,274.49	\$ .....	\$ 298,274.49
852 Foster Care Scholarship Endowment	\$3,704.12	4.43	.....	3,708.55	.....	3,708.55
<b>TOTAL PERMANENT FUNDS</b>	<b>\$ 301,622.55</b>	<b>\$ 360.49</b>	<b>\$ .....</b>	<b>\$ 301,983.04</b>	<b>\$ .....</b>	<b>\$ 301,983.04</b>
<b>ENTERPRISE FUNDS</b>						
22E Family and Medical Leave Enforcement	\$ 397,738.06	\$ .....	\$ .....	\$ 397,738.06	\$ .....	\$ 397,738.06
22F Family and Medical Leave Insurance	75,590,031.31	94,530.68	4,118,647.70	71,565,914.29	.....	71,565,914.29
413 Municipal Revolving	4,187,252.37	3,055,098.07	2,716,829.29	4,525,521.15	7,128.39	4,532,649.54
442 Legislative Gift Center	71,224.02	18,195.58	10,234.44	79,185.16	360.00	79,545.16
445 Self-Insured Emplry Overpymt Reimb	459,972.96	.....	1,491.32	458,481.64	1,491.32	459,972.96
446 Industrial Insurance Rainy Day Fund	.....	.....	.....	.....	.....	.....
449 Certificates of Participation and Other Financing - Local	164,514.12	10,512,944.51	10,512,944.51	164,514.12	.....	164,514.12
456 Separately Managed State Treasurer's Service	.....	8,016.30	3,554.75	4,461.55	.....	4,461.55
463 Washington College Savings Program	(346,904.19)	(205.96)	46,218.12	(393,328.27)	.....	(393,328.27)
470 Imaging	111,553.68	28,381.10	37,973.97	101,960.81	.....	101,960.81
473 School Employees Insurance Reserve	.....	.....	.....	.....	.....	.....
474 School Employees Flexible & Dependent Care Administration	.....	.....	.....	.....	.....	.....
475 School Employees Dental Benefits Administration	.....	.....	.....	.....	.....	.....
477 Lottery Investment	.....	.....	.....	.....	.....	.....
493 School Employees' Insurance	.....	.....	.....	.....	.....	.....
494 School Employees' Benefits Board Administration	.....	.....	.....	.....	.....	.....
543 Judicial Information Systems	5,112,311.57	4,615,546.80	2,341,506.59	7,386,351.78	10,458.95	7,396,810.73
544 Pollution Liability Insurance Program Trust	29,462,946.54	3,850,391.48	521,465.45	32,791,872.57	44,061.11	32,835,933.68
545 Heating Oil Pollution Liability Trust	760,125.08	110,709.62	50,861.54	819,973.16	.....	819,973.16
788 Advanced College Tuition Payment Program	\$92,262,052.99	10,759,551.38	47,998,350.07	55,023,254.30	2,794,810.49	57,818,064.79
<b>TOTAL ENTERPRISE FUNDS</b>	<b>\$ 208,232,818.51</b>	<b>\$ 33,053,159.56</b>	<b>\$ 68,360,077.75</b>	<b>\$ 172,925,900.32</b>	<b>\$ 2,858,310.26</b>	<b>\$ 175,784,210.58</b>
<b>INTERNAL SERVICE FUNDS</b>						
12V PEBB Medical Benefits Admin	\$ .....	\$ .....	\$ .....	\$ .....	\$ .....	\$ .....
411 Natural Resources Equipment	4,784,084.87	(472,723.04)	(2,336,878.93)	6,648,240.76	21,274.27	6,669,515.03
421 Education Technology Revolving	3,003,406.56	8,123,625.00	1,191,925.54	9,935,106.02	53,038.76	9,988,144.78
422 General Administration Services	4,404,820.68	22,861,425.20	17,648,231.55	9,618,014.33	738,823.37	10,356,837.70
436 OFM Labor Relations Service	1,893,010.89	35,936.50	327,116.87	1,601,830.52	90.88	1,601,921.40
438 Uniform Dental Plan Benefits Administration	144,847.33	520,900.00	517,280.00	148,467.33	.....	148,467.33
439 Uniform Medical Plan Benefits Administration	7,103,109.48	4,952,006.00	4,924,936.43	7,130,179.05	.....	7,130,179.05
444 Fish & Wildlife Equipment	651,803.83	78,403.13	74,548.65	655,658.31	.....	655,658.31
453 Minority and Women's Business Enterprises	759,676.63	340,613.00	187,991.23	912,298.40	797.19	913,095.59
458 Consolidated Technology Services Revolving	6,228,764.73	14,286,763.63	15,520,115.90	4,995,412.46	303,291.76	5,298,704.22
461 Shared Information Technology System Revolving	.....	.....	.....	.....	.....	.....
466 Statewide Info Tech System Development Revolving	710,363.08	.....	229,099.07	481,264.01	.....	481,264.01

# RECEIPTS AND DISBURSEMENTS FOR TREASURER'S TRUST FUNDS

	July 1, 2018		July 2018		July 31, 2018		
	Beginning Book Balance		Plus Receipts	Less Disbursements	Ending Book Balance	Outstanding Warrants	Ending Cash Balance
<b>INTERNAL SERVICE FUNDS (Continued)</b>							
471 State Patrol Nonappropriated Airplane Revolving	\$ 138,273.89	\$	177,049.96	\$ 55,287.16	\$ 260,036.69	\$ 8,539.15	\$ 268,575.84
472 Statewide Info Tech System Maintenance & Operations Revolving	82,067.18		.....	102,707.20	(20,640.02)	.....	(20,640.02)
546 Risk Management	1,361,670.38		3,256,469.35	8,143,390.56	(3,525,250.83)	.....	(3,525,250.83)
547 Liability	(27,393,560.40)		19,444,117.08	19,534,888.91	(27,484,332.23)	963,421.79	(26,520,910.44)
721 Public Employees' and Retirees' Insurance	152,636,468.75		206,099,257.55	151,293,338.67	207,442,387.63	2,926,403.21	210,368,790.84
730 Public Employees' and Retirees' Insurance Reserve	151,488,023.91		181,051.19	.....	151,669,075.10	.....	151,669,075.10
739 Certificates of Participation and Other Financing - State	\$375,461.78		98,531,571.08	98,592,049.52	314,983.34	50,665.00	365,648.34
<b>TOTAL INTERNAL SERVICE FUNDS</b>	<b>\$ 308,372,293.57</b>	<b>\$</b>	<b>378,416,465.63</b>	<b>\$ 316,006,028.33</b>	<b>\$ 370,782,730.87</b>	<b>\$ 5,066,345.38</b>	<b>\$ 375,849,076.25</b>
<b>PRIVATE PURPOSE FUNDS</b>							
196 Unclaimed Personal Property	\$ 857,226.30	\$	9,759,659.41	\$ 9,776,996.40	\$ 839,889.31	\$ 6,092,335.80	\$ 6,932,225.11
738 Department of Social and Health Services Trust	53,654.52		.....	.....	53,654.52	.....	53,654.52
799 WA Achieving a Better Life Experience Program	.....		.....	.....	.....	.....	.....
<b>TOTAL PRIVATE PURPOSE FUNDS</b>	<b>\$ 910,880.82</b>	<b>\$</b>	<b>9,759,659.41</b>	<b>\$ 9,776,996.40</b>	<b>\$ 893,543.83</b>	<b>\$ 6,092,335.80</b>	<b>\$ 6,985,879.63</b>
<b>PENSION TRUST FUNDS</b>							
838 LEOFF Retirement System Benefits Improvement	\$ .....	\$	.....	\$ .....	\$ .....	\$ .....	\$ .....
<b>TOTAL PENSION TRUST FUNDS</b>	<b>\$ .....0.00</b>	<b>\$</b>	<b>.....</b>	<b>\$ .....</b>	<b>\$ .....0.00</b>	<b>\$ .....</b>	<b>\$ .....</b>
<b>AGENCY FUNDS</b>							
165 Salary Reduction	\$ 2,441,809.87	\$	2,771,881.89	\$ 2,182,887.06	\$ 3,030,804.70	\$ .....	\$ 3,030,804.70
16C Real Estate/Property Tax Admin Assistance	66,402.50		65,643.34	66,402.50	65,643.34	.....	65,643.34
17A County Enhanced 911 Excise Tax	6,193,906.27		(6.39)	110,550.98	6,083,348.90	.....	6,083,348.90
525 Washington State Combined Fund Drive	946,190.76		307,778.97	8,971.75	1,244,997.98	12,100.67	1,257,098.65
660 Natural Resources Deposit	25,954,770.29		30,168,907.52	34,596,637.36	21,527,040.45	50,876.47	21,577,916.92
734 Centennial Document Preservation and Modernization	3,256,728.63		271,529.46	3,256,728.63	271,529.46	.....	271,529.46
737 High Occupancy Vehicle	.....		.....	.....	.....	.....	.....
757 Maritime Historic Restoration and Preservation	21,719.96		2,683.75	.....	24,403.71	.....	24,403.71
797 Local Tourism Promotion	1,309,687.55		.....	(99,669.56)	1,409,357.11	.....	1,409,357.11
802 School Employees Salary Reduction	.....		.....	.....	.....	.....	.....
<b>TOTAL AGENCY FUNDS</b>	<b>\$ 40,191,215.83</b>	<b>\$</b>	<b>33,588,418.54</b>	<b>\$ 40,122,508.72</b>	<b>\$ 33,657,125.65</b>	<b>\$ 62,977.14</b>	<b>\$ 33,720,102.79</b>
<b>TOTAL TREASURER'S TRUST FUNDS</b>	<b>\$ \$903,005,604.81</b>	<b>\$</b>	<b>594,860,317.27</b>	<b>\$ 516,032,454.88</b>	<b>\$ 981,833,467.20</b>	<b>\$ 15,961,326.05</b>	<b>\$ 997,794,793.25</b>

# INVESTMENT STATEMENT

## INVESTMENT STATEMENT

Fund / Account	July 1, 2018	Purchased	Maturities & Sales	Amortization	July 31, 2018
<b>Treasury &amp; Treasurer's Trust</b>					
Investments (trade date basis)	\$ 8,569,193,142.67	\$ 2,884,131,610.29	\$ 3,560,988,496.37	\$ 1,015,363.17	\$ 7,893,351,619.76
Reverse Repurchase Agreements	.....	.....	.....	.....	.....
Purchased Accrued Interest	212,008.38	257,841.96	49,758.29	.....	420,092.05
<b>Total Treasury &amp; Treasurer's Trust</b>	<b>\$ 8,569,405,151.05</b>	<b>\$ 2,884,389,452.25</b>	<b>\$ 3,561,038,254.66</b>	<b>\$ 1,015,363.17</b>	<b>\$ 7,893,771,711.81</b>
<b>Local Government Investment Pool</b>					
Investments (trade date basis)	\$ 17,166,306,825.34	\$ 54,686,918,372.35	\$ 55,484,973,694.46	\$ 12,336,703.23	\$ 16,380,588,206.46
Reverse Repurchase Agreements	.....	.....	.....	.....	.....
Purchased Accrued Interest	559,440.80	444,086.81	2,843.58	.....	1,000,684.03
<b>Total Local Government Investment Pool</b>	<b>\$ 17,166,866,266.14</b>	<b>\$ 54,687,362,459.16</b>	<b>\$ 55,484,976,538.04</b>	<b>\$ 12,336,703.23</b>	<b>\$ 16,381,588,890.49</b>
<b>Separately Managed Accounts</b>					
Investments (trade date basis)	\$ 200,018,942.69	\$ 79,333,433.69	\$ 69,357,395.58	\$ 70,019.98	\$ 210,065,000.78
Purchased Accrued Interest	.....	193,988.52	.....	.....	193,988.52
<b>Total Separately Managed Accounts</b>	<b>\$ 200,018,942.69</b>	<b>\$ 79,527,422.21</b>	<b>\$ 69,357,395.58</b>	<b>\$ 70,019.98</b>	<b>\$ 210,258,989.30</b>
<b>Total All Accounts</b>	<b>\$ 25,936,290,359.88</b>	<b>\$ 57,651,279,333.62</b>	<b>\$ 59,115,372,188.28</b>	<b>\$ 13,422,086.38</b>	<b>\$ 24,485,619,591.60</b>

# INVESTMENT INTEREST INCOME AND CAPITAL GAINS

## INVESTMENT INTEREST INCOME AND CAPITAL GAINS CURRENT MONTH AND FISCAL YEAR TO DATE COMPARISON

Fund / Account	July 2018	July 2017	Fiscal Year 2019	Fiscal Year 2018
<b>Treasury &amp; Treasurer's Trust</b>				
Cash	\$ 12,810,066.72	\$ 5,686,119.04	\$ 12,810,066.72	\$ 5,686,119.04
Custody Bank Fees	(3,623.28)	(4,666.67)	(3,623.28)	(4,666.67)
Other Bank Fees	(20,278.35)	(9,356.39)	(20,278.35)	(9,356.39)
Amortization	1,015,363.17	245,979.36	1,015,363.17	245,979.36
Accrued Interest	(1,042,610.88)	274,424.45	(1,042,610.88)	274,424.45
Gains and Losses	(15,144.56)	(16,234.44)	(15,144.56)	(16,234.44)
<b>Total Treasury &amp; Treasurer's Trust</b>	<b>\$ 12,743,772.82</b>	<b>\$ 6,176,265.35</b>	<b>\$ 12,743,772.82</b>	<b>\$ 6,176,265.35</b>
<b>Local Government Investment Pool</b>				
Cash	\$ 13,957,047.33	\$ 6,239,786.20	\$ 13,957,047.33	\$ 6,239,786.20
Amortization	12,336,703.23	5,731,629.51	12,336,703.23	5,731,629.51
Accrued Interest	806,678.04	506,324.35	806,678.04	506,324.35
Gains and Losses	88,577.77	44,500.78	88,577.77	44,500.78
<b>Total Local Government Investment Pool</b>	<b>\$ 27,189,006.37</b>	<b>\$ 12,522,240.84</b>	<b>\$ 27,189,006.37</b>	<b>\$ 12,522,240.84</b>
<b>Separately Managed Accounts</b>				
Cash	\$ 279,125.53	\$ .....	\$ 279,125.53	\$ .....
Amortization	70,019.98	.....	70,019.98	.....
Accrued Interest	9,164.28	.....	9,164.28	.....
Gains and Losses	.....	.....	.....	.....
<b>Total Separately Managed Accounts</b>	<b>\$ 358,309.79</b>	<b>\$ .....</b>	<b>\$ 358,309.79</b>	<b>\$ .....</b>
<b>Total All Accounts</b>	<b>\$ 40,291,088.98</b>	<b>\$ 18,698,506.19</b>	<b>\$ 40,291,088.98</b>	<b>\$ 18,698,506.19</b>



DUANE A. DAVIDSON  
STATE TREASURER  
PO BOX 40200  
OLYMPIA WA 98504-0200

---

