



# Washington State Treasurer's Monthly Report

March 2022



MIKE PELLICCIOTTI  
State Treasurer

In accordance with the Americans with Disabilities Act, this publication will be made available in alternate formats upon request to the Office of the State Treasurer, Legislative Building, 2nd Floor, Olympia, Washington 98504-0200, telephone (360) 902-9000, fax (360) 902-9037 or TTY Users Call: 7-1-1. Web Site: <http://tre.wa.gov>.

Cover photo taken by Treasurer's Office staff.

# TABLE OF CONTENTS

	<i>Page</i>
State Treasurer’s Letter .....	1
General Fund .....	2
Treasury, Treasurer’s Trust and Local Government Investment Pool Flow Chart .....	3
Treasury & Treasurer’s Trust, Treasury and Treasurer’s Trust Charts .....	4
General Fund and Local Government Investment Pool Charts .....	5
Receipts and Disbursements for Treasury Funds .....	6
Receipts and Disbursements for Treasurer’s Trust Funds .....	19
Investment Statement .....	29
Investment Interest Income and Capital Gains .....	30





**Mike Pellicciotti**

State Treasurer

**State of Washington  
Office of the Treasurer**

Legislative Building  
P.O. Box 40200  
Olympia, Washington 98504

(360) 902-9000 · TTY 7-1-1

FAX (360) 902-9037

Home Page <http://tre.wa.gov>



Fellow Washingtonians,

I am pleased to report on the operations of the Office of the State Treasurer for the month of March 2022. At the close of the month, the total of the treasury & treasurer's trust book balances was \$13.7 billion with investment earnings distributed for the month of \$8.1 million.

Sincerely,

A handwritten signature in blue ink that reads "Mike Pellicciotti". The signature is fluid and cursive.

Mike Pellicciotti  
Washington State Treasurer

# GENERAL FUND

## CURRENT MONTH AND FISCAL YEAR TO DATE COMPARISON

(In Millions)

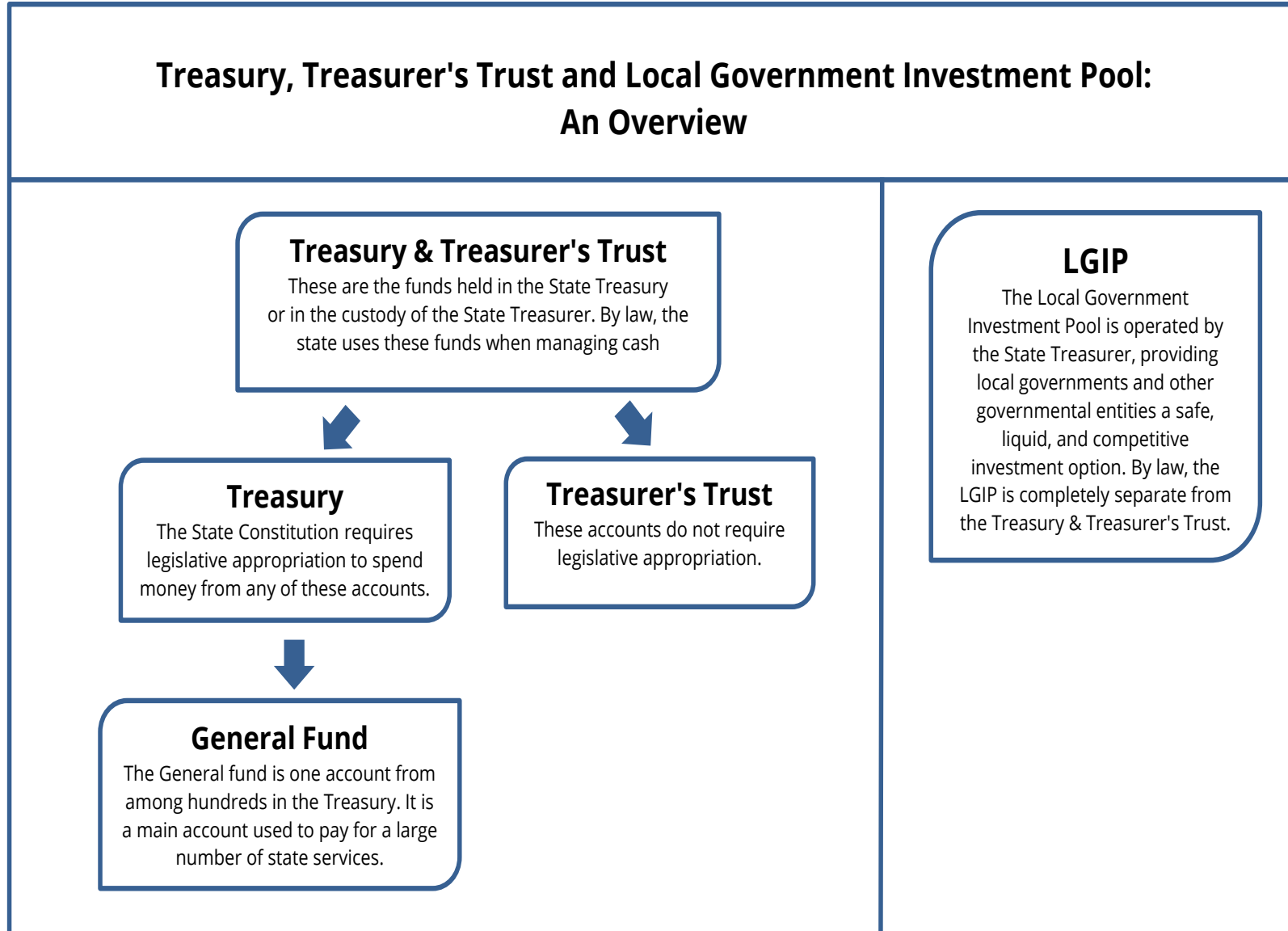
	Month of March		Fiscal Year to Date	
	2022	2021	2022	2021
<b>Beginning Book Balance</b>	\$ 1,225.859	\$ (1,601.204)	\$ 4,614.636	\$ 2,427.397
Cash Revenue	3,785.917	2,829.371	32,978.617	29,615.858
Other Cash Receipts	1,060.130	1,004.121	2,028.487	3,145.992
<b>Total Cash Receipts</b>	4,846.047	3,833.492	35,007.104	32,761.850
<b>Total Cash Disbursements</b>	2,975.342	3,170.464	36,525.176	36,127.423
<b>Ending Book Balance</b>	\$ 3,096.564	\$ (938.176)	\$ 3,096.564	\$ (938.176)
<b>Cash Revenue</b>				
Bond Retirement & Interest	\$ 0.000	\$ 0.000	\$ (0.269)	\$ (0.281)
Secretary of State	5.190	4.464	39.323	35.678
<b>Department of Revenue:</b>				
Retail Sales Tax	1,120.983	993.587	10,325.217	9,087.133
Business & Occupation Tax	477.647	398.109	4,130.315	3,633.960
Compensating Tax	84.418	74.512	656.526	601.268
Cigarette Tax	30.509	23.984	211.428	243.628
Public Utility Tax	48.579	47.089	362.169	294.393
Various Other Revenue	19.608	29.274	349.659	547.603
Insurance Commission	139.925	53.460	506.078	417.174
Liquor and Cannabis Board	45.108	38.182	143.573	134.850
<b>Department of Licensing:</b>				
Excise Tax - Other	0.012	0.024	0.119	0.142
Various Other Revenue	1.365	1.326	9.917	10.909
Department of Social & Health Services	7.988	8.612	38.792	31.582
Universities & Colleges	(.005)	0.003	0.000	0.004
Treasurer's Transfers	(13.434)	(13.476)	(124.788)	(98.567)
<b>Counties:</b>				
Property Tax	47.783	61.403	2,082.776	2,173.986
Real Estate Excise Tax	164.977	135.960	1,796.814	1,230.406
Various Other Revenue	2.348	3.119	25.519	30.604
Federal Grants-In-Aid (All Agencies)	1,665.337	931.596	12,161.584	10,548.244
Revenues Distributed to Local Governments	(38.168)	(5.686)	(86.691)	(49.728)
Other Agencies' Cash Revenue	(24.253)	43.829	350.556	742.870
<b>Total Cash Revenue</b>	\$ 3,785.917	\$ 2,829.371	\$ 32,978.617	\$ 29,615.858

Source: Agency Financial Reporting System (AFRS).

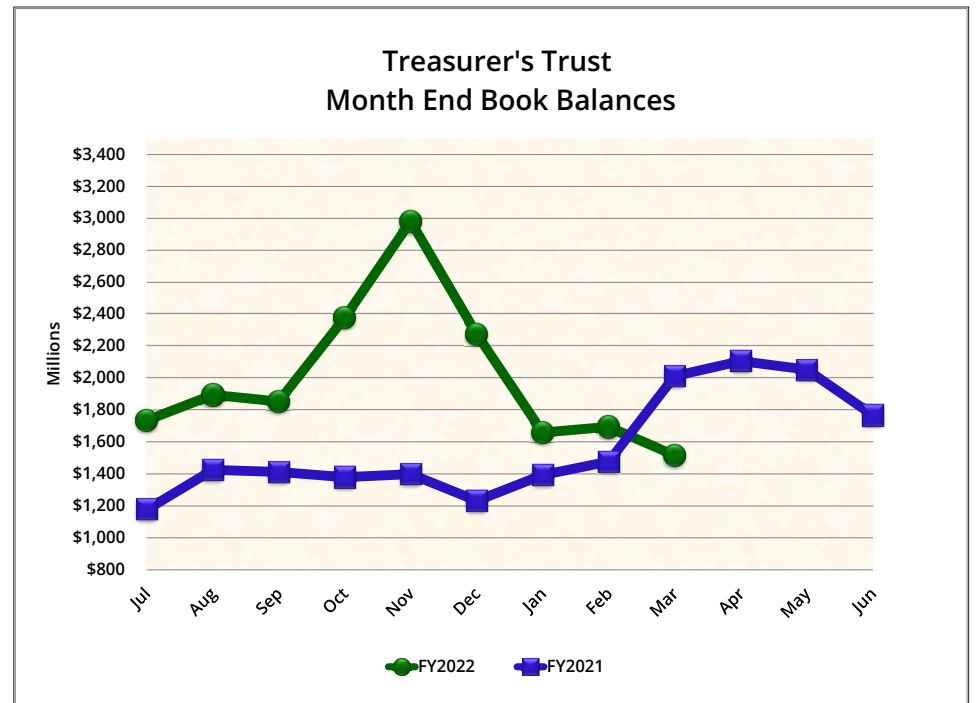
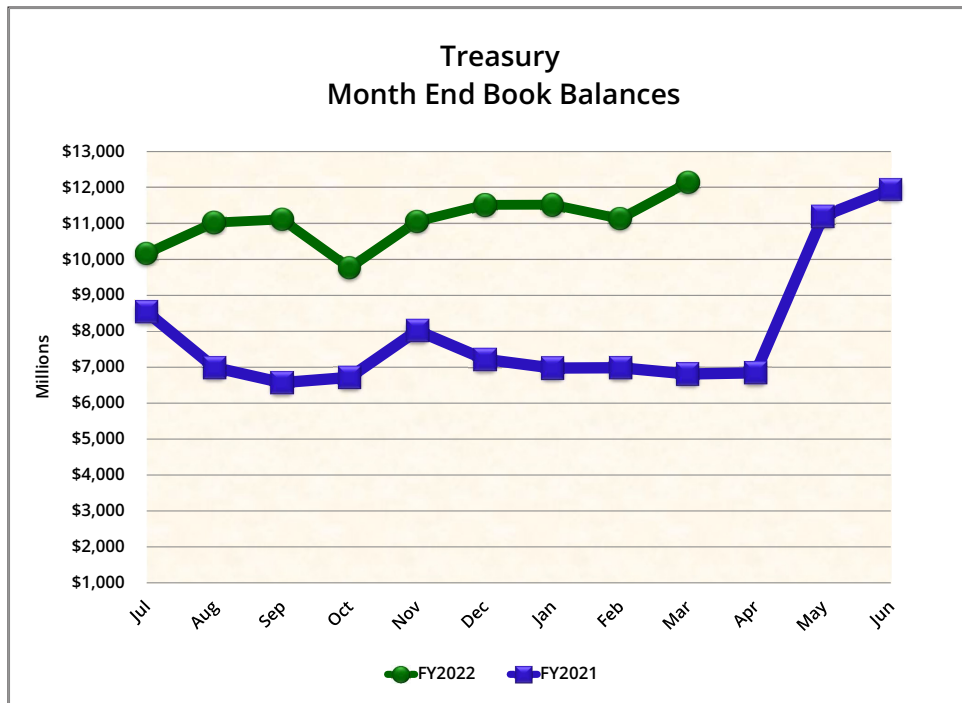
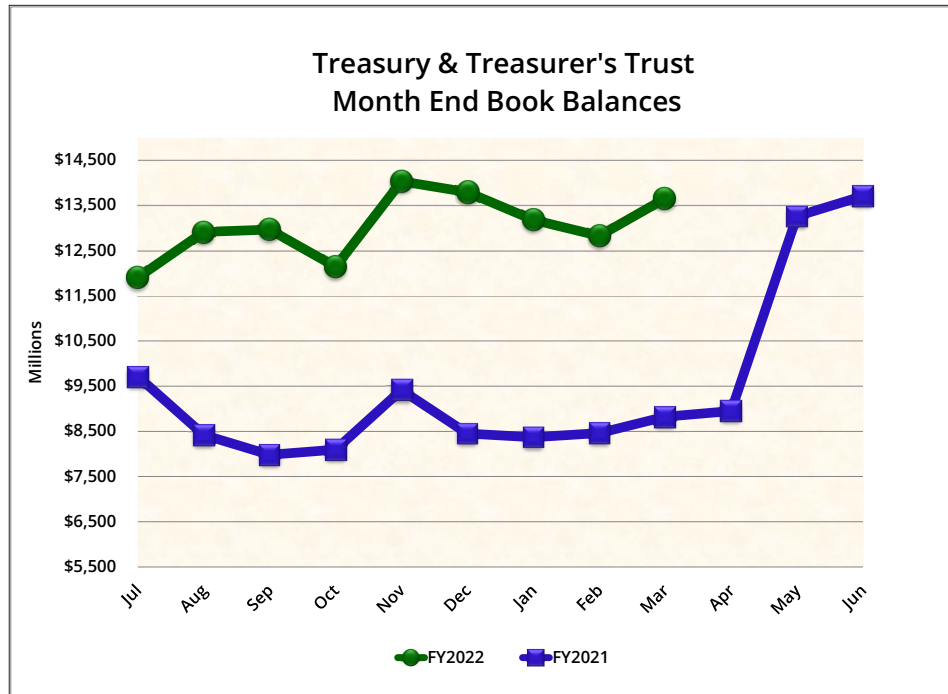
# TREASURY, TREASURER'S TRUST AND LGIP FLOW CHART

The State Treasurer is charged with the cash management of public funds, which includes two categories of state funds and accounts: (1) funds and accounts located in the state treasury, which are subject to legislative appropriation; and (2) Treasurer's trust funds, which are accounts placed in the custody of the State Treasurer, and not typically subject to legislative appropriation. Funds within these accounts are commingled for investment and cash management purposes.

This flow chart describes the structure of the Treasury and Treasurer's Trust Accounts. Month end balances of these accounts are shown on pages 4 and 5.



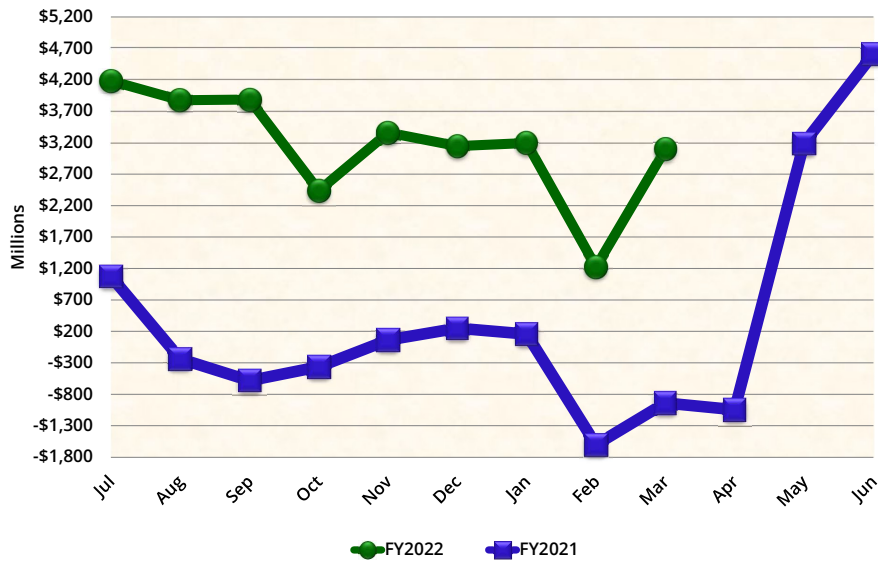
# TREASURY & TREASURER'S TRUST AND TREASURY AND TREASURER'S TRUST CHART



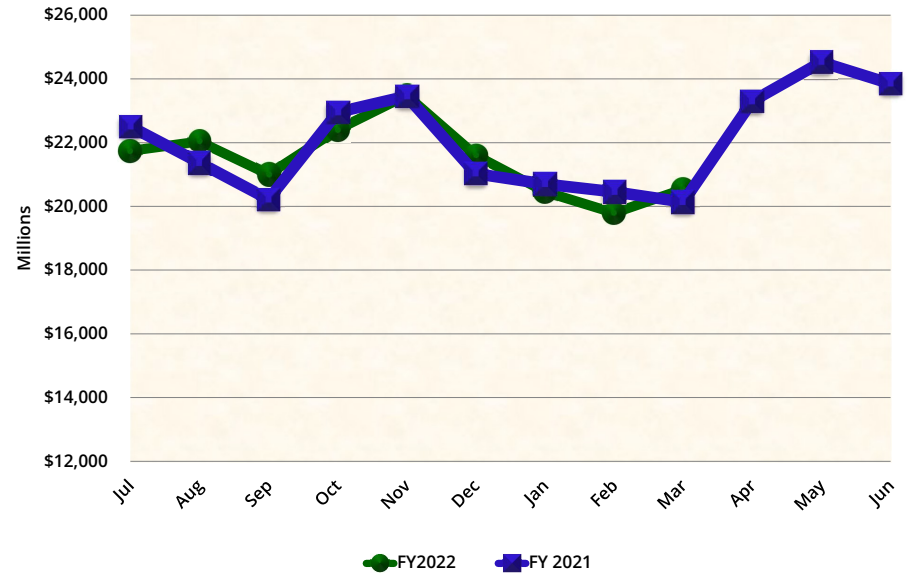


# GENERAL FUND AND LOCAL GOVERNMENT INVESTMENT POOL CHARTS

## General Fund Month End Book Balances

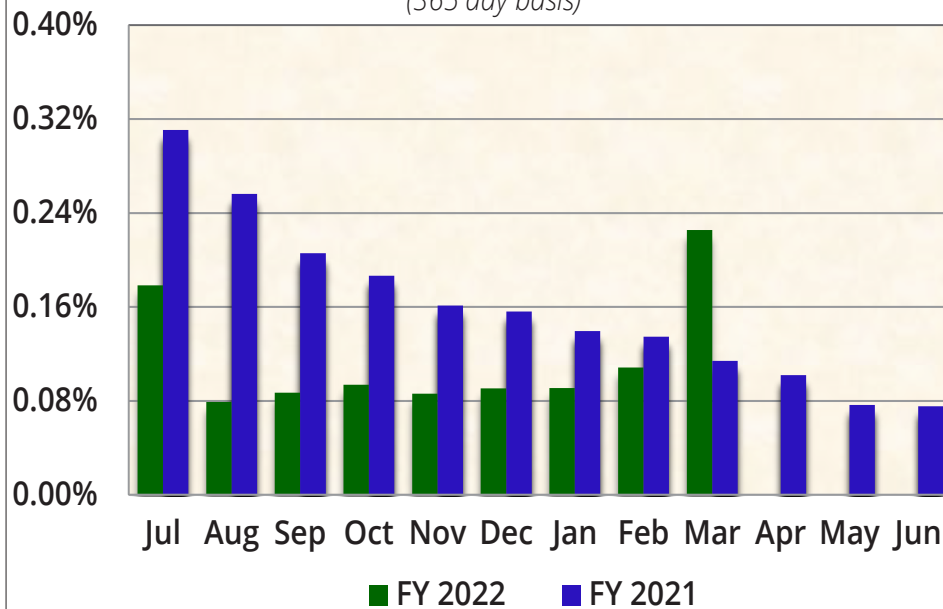


## Local Government Investment Pool Month End Book Balances



## LGIP Net Yield

(365 day basis)



# RECEIPTS AND DISBURSEMENTS FOR TREASURY FUNDS

	March 1, 2022	March 2022		March 31, 2022		
	Beginning Book Balance	Plus Receipts	Less Disbursements	Ending Book Balance	Outstanding Warrants	Ending Cash Balance
<b>GENERAL FUND</b>						
001 General	\$ 1,225,858,735.95	\$ 4,846,046,986.72	\$ 2,975,341,805.08	\$ 3,096,563,917.59	\$ 54,759,400.13	\$ 3,151,323,317.72
018 Millersylvania Park Current	5,210.50	.....	.....	5,210.50	.....	5,210.50
01E Geothermal	93,783.70	.....	.....	93,783.70	.....	93,783.70
01N Institutional Impact	19,144.72	.....	.....	19,144.72	.....	19,144.72
02P Flood Control Assistance	3,583,116.87	.....	96,009.57	3,487,107.30	.....	3,487,107.30
031 State Investment Board Expense	6,976,335.23	2,259,590.57	1,973,590.95	7,262,334.85	35.00	7,262,369.85
032 State Emergency Water Projects Revolving	221,616.92	.....	.....	221,616.92	.....	221,616.92
03A Excess Earnings	.....	.....	.....	.....	.....	.....
03L County Criminal Justice Assistance	2,587,502.87	1,024.31	154,362.10	2,434,165.08	4,771.18	2,438,936.26
03M Municipal Criminal Justice Assistance	93,795.69	46.05	42,743.09	51,098.65	2,120.53	53,219.18
04L Public Health Services	6.69	.....	.....	6.69	.....	6.69
051 State and Local Improvements Revolving	26,744.33	.....	.....	26,744.33	.....	26,744.33
055 State & Local Improve Revolving (Waste Disp Facilities, 1980)	2,639.01	.....	.....	2,639.01	.....	2,639.01
05C Criminal Justice Treatment	3,241,101.96	.....	958,694.27	2,282,407.69	.....	2,282,407.69
05M Tourism Development and Promotion	.....	.....	.....	.....	.....	.....
070 Outdoor Recreation	(1,644.47)	398,665.40	1,004,420.80	(607,399.87)	.....	(607,399.87)
072 State & Local Improve Revolving (Water Supply Facilities)	825,303.88	.....	.....	825,303.88	.....	825,303.88
09C Farm and Forest	.....	648.30	648.30	.....	.....	.....
09G Riparian Protection	.....	.....	.....	.....	.....	.....
09R Economic Development Strategic Reserve	5,758,315.53	.....	170,084.66	5,588,230.87	59.33	5,588,290.20
10K Veterans Innovation Program	14,382.82	.....	.....	14,382.82	.....	14,382.82
10P Columbia River Basin Water Supply Development	3,599,188.12	1,397.20	81,441.83	3,519,143.49	.....	3,519,143.49
10T Hood Canal Aquatic Rehabilitation Bond	.....	.....	.....	.....	.....	.....
11F Reinvesting in Youth	5.98	.....	.....	5.98	.....	5.98
11N Heritage Barn Preservation	.....	.....	.....	.....	.....	.....
11W Water Quality Capital	34,227.10	.....	.....	34,227.10	.....	34,227.10
125 Site Closure	35,920,484.35	16,844.29	42,638.65	35,894,689.99	.....	35,894,689.99
12J Boating Activities	.....	.....	.....	.....	.....	.....
12K Puget Sound Scientific Research	.....	.....	.....	.....	.....	.....
12R Independent Youth Housing	.....	.....	.....	.....	.....	.....
12W Veterans Conservation Corps	.....	.....	.....	.....	.....	.....
14B Budget Stabilization	34,392,451.16	13,144.17	.....	34,405,595.33	.....	34,405,595.33
14C Puget Sound Recovery	.....	.....	.....	.....	.....	.....
14H Community Preservation & Development Authority	508,086.82	.....	1,043.64	507,043.18	.....	507,043.18
15J Building Communities	.....	.....	.....	.....	.....	.....

# RECEIPTS AND DISBURSEMENTS FOR TREASURY FUNDS

	March 1, 2022		March 2022		March 31, 2022		
	Beginning Book Balance		Plus Receipts	Less Disbursements	Ending Book Balance	Outstanding Warrants	Ending Cash Balance
<b>GENERAL FUND (Continued)</b>							
15K Columbia River Water Delivery	\$ 16,173.66	\$ .....	\$ .....	\$ .....	\$ 16,173.66	\$ .....	\$ 16,173.66
15R Evergreen Job Training	.....	.....	.....	.....	.....	.....	.....
16V Water Rights Processing	81,787.33	.....	300.00	.....	82,087.33	.....	82,087.33
177 Judicial Retirement Administrative	.....	.....	.....	.....	.....	.....	.....
17C Opportunity Express Account	62,171.42	.....	.....	.....	62,171.42	.....	62,171.42
17E State Efficiency and Restructuring	.....	.....	.....	.....	.....	.....	.....
17F Washington Opportunity Pathways	136,988,203.66	.....	19.00	21,458,907.92	115,529,314.74	343,312.17	115,872,626.91
17K Basic Health Plan Stabilization	.....	.....	.....	.....	.....	.....	.....
18H Opportunity Expansion	326.64	.....	.....	.....	326.64	.....	326.64
19K Yakima Integrated Plan Implementation	.....	.....	.....	.....	.....	.....	.....
19L Charter Schools Oversight	457,411.44	.....	144,005.89	137,755.96	463,661.37	931.56	464,592.93
19N Diesel Idle Reduction	.....	.....	.....	.....	.....	.....	.....
20C Yakima Integrated Plan Implementation Taxable Bond	.....	.....	.....	.....	.....	.....	.....
20F Invest in Washington	.....	.....	.....	.....	.....	.....	.....
21B Chehalis Basin	.....	.....	.....	.....	.....	.....	.....
21D Dairy Nutrient Infrastructure	.....	.....	.....	.....	.....	.....	.....
21P Sexual Assault Prevention and Response	.....	.....	.....	.....	.....	.....	.....
21R DCYF Contracted Services Performance Improvement	.....	.....	.....	.....	.....	.....	.....
22C Early Learning Facilities Revolving	(31,036.27)	.....	360,228.46	329,288.04	(95.85)	95.85	.....
22D Early Learning Facilities Development	.....	.....	212,090.25	212,090.25	.....	.....	.....
22T Statewide Tourism Marketing	5,134,233.34	.....	172,960.95	6,693.89	5,300,500.40	.....	5,300,500.40
23H Defense Community Compatibility	.....	.....	.....	.....	.....	.....	.....
23J Statewide Broadband	27,557,739.25	.....	10,539.29	42,635.12	27,525,643.42	53.19	27,525,696.61
244 Habitat Conservation	.....	.....	1,635,616.11	1,745,645.42	(110,029.31)	111,193.70	1,164.39
24H Career Connected Learning	.....	.....	.....	.....	.....	.....	.....
24M Climate Resiliency	.....	.....	.....	.....	.....	.....	.....
24U Sustainable Farms and Fields	.....	.....	.....	.....	.....	.....	.....
253 Education Construction	22,398.47	.....	8.56	.....	22,407.03	.....	22,407.03
25C Elementary & Secondary School Emergency Relief III	(207,274.52)	.....	33,159,891.76	33,250,271.30	(297,654.06)	67,488.76	(230,165.30)
25D Manufacturing and Warehousing Job Centers	3,375,055.34	.....	.....	1,687,472.33	1,687,583.01	.....	1,687,583.01
25F Forest Resiliency	5,099,806.31	.....	.....	253,962.55	4,845,843.76	544.20	4,846,387.96
25G Manufacturing Cluster Acceleration	1,405,000.00	.....	.....	.....	1,405,000.00	.....	1,405,000.00
25H Fair Start for Kids	.....	.....	.....	.....	.....	.....	.....
25P Wildfire Response, Forest Restoration, and Community Resilience	.....	.....	.....	.....	.....	.....	.....
291 Education Savings	.....	.....	.....	.....	.....	.....	.....

# RECEIPTS AND DISBURSEMENTS FOR TREASURY FUNDS

	March 1, 2022		March 2022		March 31, 2022		
	Beginning Book Balance		Plus Receipts	Less Disbursements	Ending Book Balance	Outstanding Warrants	Ending Cash Balance
<b>GENERAL FUND (Continued)</b>							
355 State Taxable Building Construction	\$ 40,454,082.64	\$	1,368.05	\$ 16,387,775.62	\$ 24,067,675.07	\$ 511.37	\$ 24,068,186.44
359 School Constr & Skill Ctrs Bldg	45,601.27		.....	7,999.80	37,601.47	.....	37,601.47
488 Special Personnel Litigation Revolving	.....		.....	.....	.....	.....	.....
489 Pension Funding Stabilization	16,030,086.29		6,126.36	.....	16,036,212.65	.....	16,036,212.65
548 LEOFF System Plan 2 Expense	109,986.35		145,486.27	126,942.96	128,529.66	892.16	129,421.82
702 Dedicated McCleary Penalty	.....		.....	.....	.....	.....	.....
706 Coronavirus State Fiscal Recovery Fund	1,147,479,333.36		(8,800,334.85)	24,841,048.87	1,113,837,949.64	143,329.87	1,113,981,279.51
707 Washington Rescue Plan Transition	1,000,000,000.00		.....	.....	1,000,000,000.00	.....	1,000,000,000.00
828 Tobacco Prevention and Control	990,648.50		384.63	23,392.00	967,641.13	.....	967,641.13
830 Agricultural College Trust Management	1,991,509.86		30.53	230,282.39	1,761,258.00	539.69	1,761,797.69
<b>TOTAL GENERAL FUND</b>	<b>\$ 3,710,823,780.07</b>	<b>\$</b>	<b>4,875,787,068.27</b>	<b>\$ 3,080,609,647.36</b>	<b>\$ 5,506,001,200.98</b>	<b>\$ 55,435,278.69</b>	<b>\$ 5,561,436,479.67</b>
<b>SPECIAL REVENUE FUNDS</b>							
002 Hospital Data Collection	\$ 141,144.71	\$	5,478.26	\$ 15,728.47	\$ 130,894.50	\$ .....	\$ 130,894.50
003 Architects' License	900,995.44		80,187.21	68,186.20	912,996.45	.....	912,996.45
007 Winter Recreational Program	3,823,005.85		245,218.10	344,748.98	3,723,474.97	13,785.85	3,737,260.82
014 Forest Development	23,307,619.60		2,281.71	(751,644.82)	24,061,546.13	10,211.97	24,071,758.10
01B ORV & Non-Highway Vehicle Account	1,602,414.94		247,069.53	308,440.96	1,541,043.51	2,516.86	1,543,560.37
01M Snowmobile	4,176,260.72		78,172.23	497,495.25	3,756,937.70	114,807.40	3,871,745.10
024 Professional Engineers'	1,257,019.02		275,583.00	103,395.21	1,429,206.81	324.00	1,429,530.81
025 Pilotage	(405,275.93)		401,720.26	121,321.08	(124,876.75)	18.72	(124,858.03)
026 Real Estate Commission	3,113,345.92		939,832.16	637,762.47	3,415,415.61	760.13	3,416,175.74
027 Reclamation	5,782,484.19		124,754.77	138,673.77	5,768,565.19	270.00	5,768,835.19
02A Surveys and Maps	857,377.43		67,749.92	63,757.81	861,369.54	.....	861,369.54
02G Health Professions	23,821,419.39		9,427,189.15	8,066,650.42	25,181,958.12	75,639.12	25,257,597.24
02H Business Enterprises Revolving	886,373.67		28,104.59	64,920.23	849,558.03	7,678.27	857,236.30
02J Certified Public Accountants'	3,726,624.85		310,276.67	159,767.14	3,877,134.38	1.00	3,877,135.38
02K Death Investigations	927,276.71		605,653.25	276,095.90	1,256,834.06	2,201.98	1,259,036.04
02M Essential Rail Assistance	621,539.61		1,956.58	.....	623,496.19	.....	623,496.19
02N Parkland Acquisition	93,641.19		.....	.....	93,641.19	.....	93,641.19
02R Aquatic Lands Enhancement	8,662,101.60		2,238.19	(610,974.68)	9,275,314.47	82,347.52	9,357,661.99
02W Timber Tax Distribution	574,104.91		144,365.22	229,578.14	488,891.99	25,289.77	514,181.76
030 Landowner Contingency Forest Fire Suppression	(2,335,900.72)		13.34	(36,112.07)	(2,299,775.31)	.....	(2,299,775.31)
039 Aeronautics	4,291,265.23		407,034.15	276,599.59	4,421,699.79	481.04	4,422,180.83
03B Asbestos	1,135,871.51		45,367.05	21,895.29	1,159,343.27	.....	1,159,343.27
03C Emergency Medical Services and Trauma Care System Trust	11,863,049.93		973,282.21	2,846,218.18	9,990,113.96	200,237.50	10,190,351.46

# RECEIPTS AND DISBURSEMENTS FOR TREASURY FUNDS

	March 1, 2022		March 2022		March 31, 2022		
	Beginning Book Balance		Plus Receipts	Less Disbursements	Ending Book Balance	Outstanding Warrants	Ending Cash Balance
<b>SPECIAL REVENUE FUNDS (Continued)</b>							
03F Enhanced 911	\$ 6,439,183.61	\$	2,844,300.20	\$ 1,825,231.16	\$ 7,458,252.65	\$ 191,538.34	\$ 7,649,790.99
03N Business License	10,420,395.34		3,426,658.60	2,950,098.19	10,896,955.75	145,466.67	11,042,422.42
03P Fire Service Trust	666,451.22		4,200.00	1,042.03	669,609.19	975.00	670,584.19
03R Safe Drinking Water	4,598,997.69		781,538.77	337,682.69	5,042,853.77	650.15	5,043,503.92
041 Resource Management Cost	16,228,781.35		10,710.73	54,108.03	16,185,384.05	11,979.41	16,197,363.46
042 Charitable, Educational, Penal, and Reformatory Institutions	3,983,018.97		1,641.19	(1,107,038.09)	5,091,698.25	.....	5,091,698.25
044 Waste Reduction, Recycling, and Litter Control	12,508,198.33		1,849,339.51	728,022.37	13,629,515.47	19,587.64	13,649,103.11
045 State Vehicle Parking	(839,334.95)		309,008.23	297,943.46	(828,270.18)	798.00	(827,472.18)
048 Marine Fuel Tax Refund	260,504.71	.....	.....	.....	260,504.71	.....	260,504.71
04E Uniform Commercial Code	2,154,353.97		(12,704.85)	114,258.38	2,027,390.74	355.00	2,027,745.74
04H Surface Mining Reclamation	2,475,255.97		48.92	(38,856.99)	2,514,161.88	.....	2,514,161.88
04M Recreational Fisheries Enhancement	1,177,856.92		71,568.58	186,574.03	1,062,851.47	207.81	1,063,059.28
04R Drinking Water Assistance	132,336,134.36		728,619.71	1,559,490.11	131,505,263.96	13,225.73	131,518,489.69
04V Vehicle License Fraud	424,770.95		4,801.65	.....	429,572.60	.....	429,572.60
04W Waterworks Operator Certification	1,118,722.80		271,736.60	39,913.01	1,350,546.39	484.74	1,351,031.13
058 Public Works Assistance	17,799,882.74		2,759,795.39	812,123.44	19,747,554.69	38,431.25	19,785,985.94
05H Disaster Response	(19,879,523.48)		4,670,755.50	5,791,450.84	(21,000,218.82)	1,758,339.44	(19,241,879.38)
05R Drinking Water Assistance Administrative	3,854,600.95		124,631.03	127,103.34	3,852,128.64	59,807.50	3,911,936.14
05W State Drought Preparedness and Response	2,288,618.90	.....	.....	.....	2,288,618.90	.....	2,288,618.90
06A Salmon Recovery	27,893.34	.....	.....	.....	27,893.34	.....	27,893.34
06G Real Estate Appraiser Commission	594,847.17		132,936.66	76,604.24	651,179.59	.....	651,179.59
06K Lead Paint	179,166.10		6,050.00	10,159.45	175,056.65	.....	175,056.65
06L Business and Professions	6,149,576.87		1,115,543.06	1,281,399.79	5,983,720.14	3,286.00	5,987,006.14
06R Real Estate Research	864,997.47		31,950.00	142.00	896,805.47	.....	896,805.47
06T License Plate Technology	1,461,675.75		178,735.40	38,176.07	1,602,235.08	19.80	1,602,254.88
071 Warm Water Game Fish	1,275,630.70		60,338.45	115,778.46	1,220,190.69	.....	1,220,190.69
07W Domestic Violence Prevention	2,163,923.13		79,745.33	134,113.45	2,109,555.01	23,962.68	2,133,517.69
080 Grade Crossing Protective	199,957.73		77.93	.....	200,035.66	.....	200,035.66
081 State Patrol Highway	17,351,549.82		29,282,365.79	20,785,465.85	25,848,449.76	402,486.70	26,250,936.46
082 Motorcycle Safety Education	3,022,682.60		267,638.46	144,513.31	3,145,807.75	30.00	3,145,837.75
084 Building Code Council	1,123,444.39		60,935.63	107,392.06	1,076,987.96	.....	1,076,987.96
086 Fire Service Training	(957,216.09)		7,420.09	462,550.73	(1,412,346.73)	64,471.45	(1,347,875.28)
087 Park Land Trust Revolving	3,434,606.61		142,439.09	199,493.21	3,377,552.49	365.28	3,377,917.77
08A Education Legacy Trust	865,531,625.30		82,687,627.46	15,329,064.54	932,890,188.22	1,388,421.44	934,278,609.66
08H Military Department Rental and Lease	4,856,849.40		30,808.77	13,150.36	4,874,507.81	.....	4,874,507.81

# RECEIPTS AND DISBURSEMENTS FOR TREASURY FUNDS

	March 1, 2022		March 2022		March 31, 2022	
	Beginning Book Balance	Plus Receipts	Less Disbursements	Ending Book Balance	Outstanding Warrants	Ending Cash Balance
<b>SPECIAL REVENUE FUNDS (Continued)</b>						
08K Problem Gambling	\$ 783,046.08	\$ 83,067.55	\$ 169,988.47	\$ 696,125.16	\$ .....	\$ 696,125.16
08M Small City Pavement and Sidewalk	979,090.42	63,499.81	.....	1,042,590.23	.....	1,042,590.23
08R Waste Tire Removal	3,037,268.58	451,083.65	18,403.12	3,469,949.11	.....	3,469,949.11
094 Transportation Infrastructure	6,128,867.11	17,338.92	126,579.24	6,019,626.79	.....	6,019,626.79
095 Electrical License	14,520,058.57	4,027,305.04	2,194,877.87	16,352,485.74	17,905.63	16,370,391.37
096 Highway Infrastructure	2,069,830.95	791.05	.....	2,070,622.00	.....	2,070,622.00
097 Recreational Vehicle	3,648,038.53	75,165.29	11,420.27	3,711,783.55	.....	3,711,783.55
099 Puget Sound Capital Construction	(9,090,730.49)	19,427,458.58	10,672,632.37	(335,904.28)	87,515.86	(248,388.42)
09E Freight Mobility Investment	10,110,554.87	692,747.10	28,081.39	10,775,220.58	.....	10,775,220.58
09H Transportation Partnership	(10,949,114.37)	(11,471,417.15)	10,963,879.78	(33,384,411.30)	3,996.06	(33,380,415.24)
09P City-County Assistance	5,709,346.19	2,170,257.08	7,769,741.33	109,861.94	.....	109,861.94
09T Washington Main Street Trust Fund	52,138.16	.....	.....	52,138.16	.....	52,138.16
102 Rural Arterial Trust	15,800,296.17	2,416,793.02	1,838,009.59	16,379,079.60	.....	16,379,079.60
104 Limited Fish And Wildlife	11,756,206.87	1,325,528.06	749,471.62	12,332,263.31	46,529.16	12,378,792.47
106 Highway Safety	65,749,731.65	9,160,581.38	11,412,764.28	63,497,548.75	187,973.75	63,685,522.50
107 Liquor Excise Tax	7,963,066.90	6,669,852.12	84,574.59	14,548,344.43	531.49	14,548,875.92
108 Motor Vehicle	419,664,996.65	163,468,802.46	122,180,585.52	460,953,213.59	1,323,341.45	462,276,555.04
109 Puget Sound Ferry Operations	(9,418,137.19)	7,976,257.69	24,754,807.61	(26,196,687.11)	213,657.05	(25,983,030.06)
10A Aquatic Algae Control	516,621.60	8,782.00	6,141.43	519,262.17	3.00	519,265.17
10B Home Security Fund	120,276,719.06	8,774,923.71	4,058,086.73	124,993,556.04	1,272.27	124,994,828.31
10G Water Rights Tracking System	287,793.81	(62,794.94)	.....	224,998.87	.....	224,998.87
110 Special Wildlife	6,783,822.60	96,314.65	44,140.88	6,835,996.37	2,527.36	6,838,523.73
111 Public Service Revolving	2,720,666.99	217,537.26	1,634,536.96	1,303,667.29	77,908.74	1,381,576.03
113 Common School Construction	48,456,668.04	411,491.40	(2,768,908.25)	51,637,067.69	13,571.04	51,650,638.73
116 Basic Data	7,709.01	.....	.....	7,709.01	.....	7,709.01
119 Unemployment Compensation Administration	19,828.73	20,426,426.69	20,264,158.77	182,096.65	14,170,267.46	14,352,364.11
11B Regional Mobility Grant Program	55,985,874.94	3,482,195.94	2,348,184.87	57,119,886.01	332.48	57,120,218.49
11E Freight Mobility Multimodal	8,254,076.28	504,531.16	4,441.99	8,754,165.45	.....	8,754,165.45
11H Forest and Fish Support	5,870,192.04	954,631.29	685,202.50	6,139,620.83	.....	6,139,620.83
11K Washington Auto Theft Prevention Authority	(446,789.37)	200,241.96	408,443.93	(654,991.34)	.....	(654,991.34)
120 Administrative Contingency	23,217,151.10	1,282,799.37	444,420.52	24,055,529.95	.....	24,055,529.95
12C Affordable Housing For All	31,146,204.97	2,239,871.61	3,632,601.22	29,753,475.36	63,569.29	29,817,044.65
12M Charitable Organization Education	1,669,897.44	24,430.00	35,575.00	1,658,752.44	.....	1,658,752.44
12T Traumatic Brain Injury	1,394,864.10	94,089.42	135,646.76	1,353,306.76	.....	1,353,306.76
134 Employment Services Administrative	39,347,409.66	2,828,348.19	1,536,985.46	40,638,772.39	1,511.78	40,640,284.17

# RECEIPTS AND DISBURSEMENTS FOR TREASURY FUNDS

	March 1, 2022		March 2022		March 31, 2022		
	Beginning Book Balance		Plus Receipts	Less Disbursements	Ending Book Balance	Outstanding Warrants	Ending Cash Balance
<b>SPECIAL REVENUE FUNDS (Continued)</b>							
138 Insurance Commissioner's Regulatory	\$ 21,172,260.81	\$	29,195.03	\$ 2,608,482.34	\$ 18,592,973.50	\$ 12,272.81	\$ 18,605,246.31
144 Transportation Improvement	35,254,201.30		7,214,563.57	2,558,771.47	39,909,993.40	260.00	39,910,253.40
146 Firearms Range	1,898,563.87		40,374.30	179,704.29	1,759,233.88	.....	1,759,233.88
14A Wildlife Rehabilitation	544,740.73		16,881.67	11,063.08	550,559.32	27.02	550,586.34
14G Ballast Water and Biofouling Management	38,356.87	.....	.....	.....	38,356.87	.....	38,356.87
14M Financial Fraud & ID Theft	1,849,459.80		274,380.00	1,055.61	2,122,784.19	53.19	2,122,837.38
14R Military Active State Service	448,540.02	.....	.....	40,904.99	407,635.03	2,400.00	410,035.03
14V Ignition Interlock Device	732,203.57		591,758.75	393,091.61	930,870.71	100.86	930,971.57
150 Low-Income Weatherization/ Structural Rehabilitation Assistance	1,517,265.25		50,580.69	3,791.43	1,564,054.51	.....	1,564,054.51
153 Rural Mobility Grant Program	7,563,487.98		1,530,908.28	1,981,484.76	7,112,911.50	18,159.53	7,131,071.03
154 New Motor Vehicle Arbitration	1,226,202.03		60,552.00	57,112.40	1,229,641.63	4,486.50	1,234,128.13
158 Aquatic Land Dredged Material Disposal Site	418,215.97		4.45	10,023.10	408,197.32	.....	408,197.32
159 Parks Improvement	705,002.68		22,464.91	25,412.90	702,054.69	6,362.00	708,416.69
15H Cleanup Settlement	57,561,067.79		22,108.31	128,509.65	57,454,666.45	.....	57,454,666.45
15M Biotoxin	367,803.58		50,711.71	130,466.53	288,048.76	503.70	288,552.46
160 Wood Stove Education and Enforcement	653,048.88		32,667.49	18,476.59	667,239.78	.....	667,239.78
162 Farm Labor Contractor	152,902.23		2,050.00	.....	154,952.23	.....	154,952.23
167 Natural Resources Conservation Areas Stewardship	524,903.95		8.89	232.29	524,680.55	.....	524,680.55
16A Judicial Stabilization Trust	2,662,008.99		321,043.93	800,649.00	2,182,403.92	400.00	2,182,803.92
16J SR 520 Corridor	99,327,871.61		(4,323,502.29)	(4,452,230.76)	99,456,600.08	1,021.84	99,457,621.92
16M Appraisal Management Company	434,647.01		78,188.38	17,385.24	495,450.15	.....	495,450.15
16P Marine Resources Stewardship Trust	24,867.91		9.51	.....	24,877.42	.....	24,877.42
16W Hospital Safety Net Assessment	66,853,263.60		63,342,547.88	46,630,565.18	83,565,246.30	.....	83,565,246.30
172 Basic Health Plan Trust	8,781,699.00	.....	.....	.....	8,781,699.00	.....	8,781,699.00
176 Water Quality Permit	24,020,129.32		361,110.80	1,973,897.24	22,407,342.88	13,146.85	22,420,489.73
17B Home Visiting Services	9,652,046.35		189,191.49	1,420,790.52	8,420,447.32	58,450.13	8,478,897.45
17N Complete Streets Grant Program	3,724,964.00		1,972,892.00	.....	5,697,856.00	.....	5,697,856.00
17P SR520 Civil Penalties	6,926,749.25		(250,439.56)	(24,817.51)	6,701,127.20	.....	6,701,127.20
17T Health Benefit Exchange	16,409,291.11		2,798,083.94	509,898.88	18,697,476.17	.....	18,697,476.17
17W Limousine Carriers	76,077.56	.....	.....	.....	76,077.56	.....	76,077.56
182 Underground Storage Tank	2,464,646.29		307,974.11	182,393.38	2,590,227.02	.....	2,590,227.02
186 County Arterial Preservation	970,742.23		1,918,698.95	1,917,593.46	971,847.72	.....	971,847.72
18J Capital Vessel Replacement	41,522,924.66		(1,531,559.73)	18,901.28	39,972,463.65	331.83	39,972,795.48
18L Hydraulic Project Approval	.....	.....	.....	.....	.....	.....	.....
199 Biosolids Permit	1,162,066.37		303,366.05	98,488.77	1,366,943.65	.....	1,366,943.65

# RECEIPTS AND DISBURSEMENTS FOR TREASURY FUNDS

	March 1, 2022		March 2022		March 31, 2022		
	Beginning Book Balance		Plus Receipts	Less Disbursements	Ending Book Balance	Outstanding Warrants	Ending Cash Balance
<b>SPECIAL REVENUE FUNDS (Continued)</b>							
19A Medicaid Fraud Penalty	\$ 5,163,172.56	\$	1,318,736.64	\$ 340,647.17	\$ 6,141,262.03	\$ 911.25	\$ 6,142,173.28
19C Forest Practice Application	170,117.25		26.68	(21,645.89)	191,789.82	1,700.00	193,489.82
19T DOL Technology Improvement and Data Management	776,713.50		60,589.74	30,049.49	807,253.75	.....	807,253.75
19V Andy Hill Cancer Research Endowment Fund	15,194,085.60		2,223,914.93	8,588,540.32	8,829,460.21	.....	8,829,460.21
200 Regional Fisheries Enhancement Salmonid Recovery	(65,527.49)		55,425.51	16,028.00	(26,129.98)	.....	(26,129.98)
201 Department of Licensing Services	3,762,620.73		358,891.25	286,028.96	3,835,483.02	39.58	3,835,522.60
202 Medical Test Site Licensure	784,761.74		28,849.53	118,509.71	695,101.56	.....	695,101.56
204 Volunteer Fire Fighters' and Reserve Officers' Administrative	2,524,982.76		973.47	75,242.54	2,450,713.69	.....	2,450,713.69
207 Hazardous Waste Assistance	3,971,946.87		1,666.50	260,633.61	3,712,979.76	5,704.00	3,718,683.76
20B Brownfield Redevelopment Trust Fund	.....		.....	.....	.....	.....	.....
20H Connecting Washington	329,687,111.61		58,279,521.00	64,411,221.14	323,555,411.47	724,054.21	324,279,465.68
20J Electric Vehicle	13,796,891.80		1,758,012.68	21,632.88	15,533,271.60	75.00	15,533,346.60
20M Puget Sound Taxpayer Accountability	2,557,286.21		2,200,145.28	2,577,322.98	2,180,108.51	.....	2,180,108.51
20N Transportation Future Funding Program	5,846,401.08		2,234.39	.....	5,848,635.47	.....	5,848,635.47
20R Radioactive Mixed Waste	753,261.79		2,121,443.96	856,181.07	2,018,524.68	4,340.98	2,022,865.66
20T PLIA Underground Storage Tank Revolving	17,708,753.15		12,183.60	62,468.83	17,658,467.92	.....	17,658,467.92
215 Special Category C	13,463,841.94		5,341.59	900,889.89	12,568,293.64	68,726.62	12,637,020.26
216 Air Pollution Control	15,210,510.25		86,485.07	329,049.43	14,967,945.89	2,753.15	14,970,699.04
217 Oil Spill Prevention	8,332,238.08		809,140.54	301,227.94	8,840,150.68	530.11	8,840,680.79
218 Multimodal Transportation	314,992,230.49		(9,591,577.55)	10,949,294.66	294,451,358.28	14,650.18	294,466,008.46
21E Concealed Pistol License Renewal	381,127.73		12,561.36	4,206.56	389,482.53	.....	389,482.53
21H Wastewater Treatment Plant Operator Certification	527,946.88		3,447.50	23,139.73	508,254.65	188.00	508,442.65
21M Distracted Driving Prevention	29,672.76		305.53	.....	29,978.29	.....	29,978.29
21S Aquatic Invasive Species Management	141,259.74		20,544.00	108,801.60	53,002.14	6.00	53,008.14
21V Construction Registration Inspection	4,885,200.97		1,285,404.45	1,039,106.89	5,131,498.53	4,890.58	5,136,389.11
222 Freshwater Aquatic Weeds	1,185,759.41		48,693.00	8,532.09	1,225,920.32	.....	1,225,920.32
223 State Oil Spill Response	3,998,670.91		204,487.83	24,534.87	4,178,623.87	5,355.00	4,183,978.87
22J Abandoned Recreational Vehicle Disposal	2,137,469.40		153,274.40	126,015.06	2,164,728.74	17,649.79	2,182,378.53
22M Energy Efficiency	8,044,844.87		.....	506,750.12	7,538,094.75	53.19	7,538,147.94
22R Internet Consumer Access	.....		.....	.....	.....	.....	.....
22U Secure Drug Take-Back Program	815,229.43		.....	36,399.81	778,829.62	.....	778,829.62
22W Public Disclosure Transparency	1,583,899.85		6,006,886.04	36,372.24	7,554,413.65	100.00	7,554,513.65
234 Public Works Administration	8,523,923.56		524,064.01	380,229.50	8,667,758.07	16,276.80	8,684,034.87
235 Youth Tobacco & Vapor Product Prevention	1,499,161.37		171,298.34	57,764.17	1,612,695.54	1,855.00	1,614,550.54
237 Recreation Access Pass	1,604,873.68		1,070,600.58	420.00	2,675,054.26	360.00	2,675,414.26



# RECEIPTS AND DISBURSEMENTS FOR TREASURY FUNDS

	March 2022			March 31, 2022		
	Beginning Book Balance	Plus Receipts	Less Disbursements	Ending Book Balance	Outstanding Warrants	Ending Cash Balance
<b>SPECIAL REVENUE FUNDS (Continued)</b>						
23G Vulnerable Roadway User Education	\$ 10,583.53	\$ 479.11	\$ .....	\$ 11,062.64	\$ .....	\$ 11,062.64
23N Model Toxics Control Capital	171,223,585.12	11,148,010.67	3,939,699.33	178,431,896.46	28,346.31	178,460,242.77
23P Model Toxics Control Operating	62,203,542.63	21,264,044.76	10,981,782.20	72,485,805.19	127,029.75	72,612,834.94
23R Model Toxics Control Stormwater	58,717,275.57	4,990,491.12	2,729,731.65	60,978,035.04	954.69	60,978,989.73
23S Puget Sound Gateway Facility	8,356,187.96	3,193.58	.....	8,359,381.54	.....	8,359,381.54
23T Congestion Relief Traffic Safety	98,550.58	961.45	.....	99,512.03	.....	99,512.03
23V Voluntary Cleanup	413,466.24	186,157.25	17,150.00	582,473.49	.....	582,473.49
23W Paint Product Stewardship	6,375.61	.....	.....	6,375.61	.....	6,375.61
24B Foundational Public Health Services	15,206,442.67	2,223,916.88	.....	17,430,359.55	.....	17,430,359.55
24J Workforce Education Investment	114,534,899.83	38,612,835.73	28,018,056.31	125,129,679.25	.....	125,129,679.25
24K Agency Financial Transaction	7,065,255.66	868,841.57	777,287.39	7,156,809.84	3.00	7,156,812.84
24L Ambulance Transport	5,717,637.50	150,659.18	.....	5,868,296.68	.....	5,868,296.68
24N Fish, Wildlife, and Conservation	9,483,576.38	1,770,149.13	3,492,553.02	7,761,172.49	167,530.66	7,928,703.15
24P Insurance Commissioner's Fraud	1,075,772.00	.....	143,129.28	932,642.72	17,009.01	949,651.73
24Q Cooper Jones Active Transportation Safety	709,028.00	146,194.00	.....	855,222.00	.....	855,222.00
24V Telebehavioral Health Access	362,250.50	733,346.52	291,800.91	803,796.11	.....	803,796.11
25M State Health Care Affordability	.....	.....	.....	.....	.....	.....
25N Statewide 988 Behavioral Health Crisis Response & Suicide Prevention Line	8,324,481.84	2,756,725.73	59,932.36	11,021,275.21	.....	11,021,275.21
25Q Clean Fuels Program	.....	.....	.....	.....	.....	.....
25T Refrigerant Emission Management	.....	.....	.....	.....	.....	.....
25U Department of Licensing Wage Lien	52.00	.....	.....	52.00	.....	52.00
25W Driver Licensing Technology Support	(59,879.00)	.....	11,513.00	(71,392.00)	.....	(71,392.00)
260 University of Washington Operating Fees	123.54	.....	.....	123.54	.....	123.54
262 Manufactured Home Installation Training	659,328.85	27,003.81	23,280.61	663,052.05	1.78	663,053.83
263 Community and Economic Development Fee	6,662,325.81	67,835.44	34,751.05	6,695,410.20	35.84	6,695,446.04
267 Recreation Resources	25,099,847.82	685,263.05	1,567,378.52	24,217,732.35	8,920.72	24,226,653.07
268 Nonhighway and Off-Road Vehicle Activities (NOVA) Program	10,951,436.44	528,201.47	634,257.76	10,845,380.15	124,567.05	10,969,947.20
269 Parks Renewal and Stewardship	43,777,276.63	5,171,526.51	4,174,582.00	44,774,221.14	149,618.31	44,923,839.45
26A Carbon Emissions Reduction	.....	.....	.....	.....	.....	.....
26B Climate Investment	.....	.....	.....	.....	.....	.....
26C Climate Commitment	.....	.....	.....	.....	.....	.....
26D Natural Climate Solutions	.....	.....	.....	.....	.....	.....
26E Air Quality and Health Disparities Improvement	.....	.....	.....	.....	.....	.....
271 Washington State University Operating Fees	.....	.....	.....	.....	.....	.....
275 Central Washington University Operating Fees	.....	.....	.....	.....	.....	.....

# RECEIPTS AND DISBURSEMENTS FOR TREASURY FUNDS

	March 1, 2022		March 2022		March 31, 2022		
	Beginning Book Balance		Plus Receipts	Less Disbursements	Ending Book Balance	Outstanding Warrants	Ending Cash Balance
<b>SPECIAL REVENUE FUNDS (Continued)</b>							
277 State Agency Parking	\$ 343,444.46	\$	632.50	\$ (2,314.71)	\$ 346,391.67	\$ .....	\$ 346,391.67
285 Growth Management Planning and Environmental Review	5,175,817.53		234,335.62	22,318.48	5,387,834.67	105.85	5,387,940.52
296 Columbia River Basin Water Supply Rev Recovery	6,170,679.69		2,360.67	2,989.31	6,170,051.05	.....	6,170,051.05
315 Dedicated Marijuana Fund	324,908,733.60		42,348,632.01	4,406,022.37	362,851,343.24	27,591.69	362,878,934.93
319 Public Health Supplemental	3,273,495.82		4,068.75	162,419.25	3,115,145.32	.....	3,115,145.32
404 State Treasurer's Service	47,142,919.54		2,160,713.26	811,636.56	48,491,996.24	13,661.62	48,505,657.86
408 Coastal Protection	1,513,772.24		87,646.39	.....	1,601,418.63	.....	1,601,418.63
441 Local Government Archives	4,332,063.00		317,404.17	468,526.66	4,180,940.51	348.85	4,181,289.36
500 Perpetual Surveillance and Maintenance	48,741,132.36		18,627.69	.....	48,759,760.05	.....	48,759,760.05
507 Oyster Reserve Land	478,949.71		618.30	29,889.64	449,678.37	.....	449,678.37
511 Tacoma Narrows Toll Bridge	17,770,372.49		(2,865,657.36)	(5,020,556.40)	19,925,271.53	17.25	19,925,288.78
513 Derelict Vessel Removal	868,327.78		26,622.00	118,973.67	775,976.11	6,164.19	782,140.30
532 Washington Housing Trust Fund	56,498,800.86		1,502,962.68	1,660,237.29	56,341,526.25	828.92	56,342,355.17
535 Alaskan Way Viaduct Replacement Project	18,151,259.33		(81,708.08)	(690,924.22)	18,760,475.47	.....	18,760,475.47
549 Election	4,085,275.31		1,574.90	59,443.78	4,027,406.43	575.35	4,027,981.78
550 Transportation 2003	18,495,962.55		(274,091.36)	54,312.95	18,167,558.24	369.51	18,167,927.75
562 Skilled Nursing Facility Safety Net Trust	4,769,553.59		(54,379.09)	127,281.84	4,587,892.66	4,767.00	4,592,659.66
564 Water Pollution Control Revolving Administration	6,399,330.00		143,980.55	177,927.63	6,365,382.92	30.00	6,365,412.92
565 Yakima Integrated Plan Implementation Revenue Recovery	.....		.....	.....	.....	.....	.....
566 Community Forest Trust	202,608.47		77.29	.....	202,685.76	.....	202,685.76
571 Multiuse Roadway Safety	925,816.51		22,953.40	.....	948,769.91	.....	948,769.91
595 I-405 and SR-167 Express Toll Lanes	80,865,724.21		(76,181.11)	1,748,644.38	79,040,898.72	38,206.21	79,079,104.93
600 Department of Retirement Systems Expense	21,895,404.48		3,921,880.93	4,178,391.53	21,638,893.88	20,140.69	21,659,034.57
689 Rural Washington Loan	1,419,696.18		543.62	4,433.68	1,415,806.12	.....	1,415,806.12
727 Water Pollution Control Revolving	437,956,548.06		2,942,082.36	16,823,648.59	424,074,981.83	.....	424,074,981.83
733 Capitol Campus Reserve	.....		.....	.....	.....	.....	.....
777 Prostitution Prevention and Intervention	184,546.70		554.88	.....	185,101.58	.....	185,101.58
785 State Educational Trust Fund	2,873,524.66		196,145.99	.....	3,069,670.65	.....	3,069,670.65
818 Youth Athletic Facility	42,687,886.83		16,319.08	.....	42,704,205.91	.....	42,704,205.91
825 Tobacco Settlement	.....		.....	.....	.....	.....	.....
844 Money-Purchase Retirement Savings Administrative	.....		.....	.....	.....	.....	.....
851 Developmental Disabilities Community Services	56,523,821.56		21,602.36	.....	56,545,423.92	.....	56,545,423.92
874 OASI Revolving	148,646.33		11.11	12,566.81	136,090.63	0.76	136,091.39
887 Public Facilities Construction Loan Revolving	27,945,340.55		71,734.26	54,714.18	27,962,360.63	199.23	27,962,559.86
888 Deferred Compensation Administrative	1,886,507.29		(81,705.46)	156,875.48	1,647,926.35	10.48	1,647,936.83

# RECEIPTS AND DISBURSEMENTS FOR TREASURY FUNDS

	March 1, 2022	March 2022		March 31, 2022		
	Beginning Book Balance	Plus Receipts	Less Disbursements	Ending Book Balance	Outstanding Warrants	Ending Cash Balance
<b>SPECIAL REVENUE FUNDS (Continued)</b>						
893 Radiation Perpetual Maintenance	\$ 360,137.50	\$ 137.64	\$ .....	\$ 360,275.14	\$ .....	\$ 360,275.14
<b>TOTAL SPECIAL REVENUE FUNDS</b>	<b>\$ 5,091,373,293.01</b>	<b>\$ 680,990,445.06</b>	<b>\$ 522,627,166.09</b>	<b>\$ 5,249,736,571.98</b>	<b>\$ 22,599,105.45</b>	<b>\$ 5,272,335,677.43</b>
<b>DEBT SERVICE FUNDS</b>						
303 Highway Bond Retirement	\$ 111,220,919.10	\$ 70,814,593.50	\$ .....	\$ 182,035,512.60	\$ .....	\$ 182,035,512.60
304 Ferry Bond Retirement	11,464,176.96	925,291.93	.....	12,389,468.89	.....	12,389,468.89
305 Transportation Improvement Board Bond Retirement	5,198,492.37	512,981.39	.....	5,711,473.76	.....	5,711,473.76
347 Washington State University Bond Retirement	35,253,959.12	943,977.37	(50,075.84)	36,248,012.33	.....	36,248,012.33
348 University of Washington Bond Retirement	17,980,153.47	223,061.33	209,459.17	17,993,755.63	.....	17,993,755.63
380 Debt-Limit General Fund Bond Retirement	.....	.....	.....	.....	.....	.....
381 Debt-Limit Reimbursable Bond Retirement	.....	.....	.....	.....	.....	.....
382 Nondebt-Limit General Fund Bond Retirement	.....	.....	.....	.....	.....	.....
383 Nondebt-Limit Reimbursable Bond Retirement	.....	.....	.....	.....	.....	.....
384 Nondebt-Limit Proprietary Appropriated Bond Retirement	.....	.....	.....	.....	.....	.....
385 Nondebt-Limit Proprietary Nonappropriated Bond Retirement	.....	.....	.....	.....	.....	.....
386 Nondebt-Limit Revenue Bond Retirement	.....	.....	.....	.....	.....	.....
389 Toll Facility Bond Retirement	27,830,022.44	4,246,603.68	6,893,750.00	25,182,876.12	.....	25,182,876.12
<b>TOTAL DEBT SERVICE FUNDS</b>	<b>\$ 208,947,723.46</b>	<b>\$ 77,666,509.20</b>	<b>\$ 7,053,133.33</b>	<b>\$ 279,561,099.33</b>	<b>\$ .....</b>	<b>\$ 279,561,099.33</b>
<b>CAPITAL PROJECTS FUNDS</b>						
01L Higher Education Construction	\$ .....	\$ .....	\$ .....	\$ .....	\$ .....	\$ .....
036 Capitol Building Construction	1,425,692.24	1,085.03	(418,610.52)	1,845,387.79	.....	1,845,387.79
056 State Higher Education Construction	2,480.32	0.95	.....	2,481.27	.....	2,481.27
057 State Building Construction	702,338,088.40	5,473,629.07	101,387,412.71	606,424,304.76	2,964,464.11	609,388,768.87
060 Community and Technical College Capital Projects	19,150,971.73	2,958,902.79	2,028,314.49	20,081,560.03	.....	20,081,560.03
061 Eastern Washington University Capital Projects	6,636,586.42	126,911.59	202,258.92	6,561,239.09	.....	6,561,239.09
062 Washington State University Building	29,049,842.02	11,093.49	.....	29,060,935.51	.....	29,060,935.51
063 Central Washington University Capital Projects	5,838,818.86	1,169,024.70	436,709.04	6,571,134.52	.....	6,571,134.52
064 University of Washington Building	11,627,819.76	155,141.97	7,611,616.21	4,171,345.52	.....	4,171,345.52
065 Western Washington University Capital Projects	5,115,622.71	126,780.92	(2,706,012.93)	7,948,416.56	.....	7,948,416.56
066 The Evergreen State College Capital Projects	3,343,559.65	125,668.36	483,432.53	2,985,795.48	.....	2,985,795.48
075 State Social and Health Services Construction	9,396.39	.....	.....	9,396.39	.....	9,396.39
18B Columbia River BasinTax Bond Water Supply Development	1,256,539.29	480.23	.....	1,257,019.52	.....	1,257,019.52
245 Public Safety Reimbursable Bond	4.12	.....	.....	4.12	.....	4.12
246 Community and Technical College Forest Reserve	5,157,986.07	.....	.....	5,157,986.07	.....	5,157,986.07
289 Thurston County Capital Facilities	15,241,979.51	448,650.47	77,387.24	15,613,242.74	.....	15,613,242.74

# RECEIPTS AND DISBURSEMENTS FOR TREASURY FUNDS

	March 1, 2022	March 2022		March 31, 2022		
	Beginning Book Balance	Plus Receipts	Less Disbursements	Ending Book Balance	Outstanding Warrants	Ending Cash Balance
<b>CAPITAL PROJECTS FUNDS (Continued)</b>						
357 Gardner-Evans Higher Education Construction	\$ 45,698.05	\$ .....	\$ .....	\$ 45,698.05	\$ .....	\$ 45,698.05
364 Military Department Capital	1,327,282.18	.....	65,265.97	1,262,016.21	.....	1,262,016.21
367 Chehalis Basin Taxable	.....	.....	.....	.....	.....	.....
373 Coronavirus Capital Projects	.....	.....	3,562.90	(3,562.90)	.....	(3,562.90)
<b>TOTAL CAPITAL PROJECTS FUNDS</b>	<b>\$ 807,568,367.72</b>	<b>\$ 10,597,369.57</b>	<b>\$ 109,171,336.56</b>	<b>\$ 708,994,400.73</b>	<b>\$ 2,964,464.11</b>	<b>\$ 711,958,864.84</b>
<b>PERMANENT FUNDS</b>						
04B Natural Resources Real Property Replacement	\$ 6,995,611.63	\$ 2,673.59	\$ (14,600.00)	\$ 7,012,885.22	\$ .....	\$ 7,012,885.22
601 Agricultural Permanent	57,231.95	.....	(315,468.84)	372,700.79	.....	372,700.79
603 Millersylvania Park Trust	5,777.46	2.20	.....	5,779.66	.....	5,779.66
604 Normal School Permanent	203,045.33	.....	(140,289.12)	343,334.45	.....	343,334.45
605 Permanent Common School	53,479.21	.....	(450.00)	53,929.21	.....	53,929.21
606 Scientific Permanent	537,866.87	40,682.17	438,809.04	139,740.00	.....	139,740.00
607 State University Permanent	152,476.41	.....	1,000.00	151,476.41	.....	151,476.41
<b>TOTAL PERMANENT FUNDS</b>	<b>\$ 8,005,488.86</b>	<b>\$ 43,357.96</b>	<b>\$ (30,998.92)</b>	<b>\$ 8,079,845.74</b>	<b>\$ .....</b>	<b>\$ 8,079,845.74</b>
<b>ENTERPRISE FUNDS</b>						
12V PEBB Medical Benefits Admin	\$ .....	\$ .....	\$ .....	\$ .....	\$ .....	\$ .....
401 Correctional Industries	10,679,499.79	6,512,004.41	9,805,806.01	7,385,698.19	194,965.12	7,580,663.31
407 Secretary of State's Revolving	9,847,665.01	1,043,816.57	831,430.23	10,060,051.35	96,079.58	10,156,130.93
418 State Health Care Authority Administrative	1,862,628.56	1,549,920.93	1,384,516.13	2,028,033.36	21.64	2,028,055.00
492 School Employees' Insurance Administrative	3,854,665.15	154.59	1,126,211.04	2,728,608.70	10.08	2,728,618.78
578 Lottery Administrative	1,432,691.09	1,363,101.67	1,202,261.17	1,593,531.59	4,502.55	1,598,034.14
608 Accident	(1,015,497.01)	80,592,655.08	78,259,638.11	1,317,519.96	10,889,215.65	12,206,735.61
609 Medical Aid	(487,766.57)	79,255,862.44	71,071,097.79	7,696,998.08	4,504,260.30	12,201,258.38
610 Accident Reserve	(779,996.49)	69,267,705.75	67,934,303.22	553,406.04	3,784,315.78	4,337,721.82
881 Supplemental Pension	91,949.26	83,930,232.65	83,369,955.55	652,226.36	2,274,544.39	2,926,770.75
883 Second Injury	94,967,606.52	4,188,027.59	175,663.61	98,979,970.50	29,015.88	99,008,986.38
<b>TOTAL ENTERPRISE FUNDS</b>	<b>\$ 120,453,445.31</b>	<b>\$ 327,703,481.68</b>	<b>\$ 315,160,882.86</b>	<b>\$ 132,996,044.13</b>	<b>\$ 21,776,930.97</b>	<b>\$ 154,772,975.10</b>
<b>INTERNAL SERVICE FUNDS</b>						
006 Public Records Efficiency, Preservation & Access	\$ 2,370,357.07	\$ 142,147.58	\$ 435,476.75	\$ 2,077,027.90	\$ 1,483.60	\$ 2,078,511.50
405 Legal Services Revolving	19,967,165.45	12,713,554.30	13,704,334.30	18,976,385.45	98,654.75	19,075,040.20
410 Transportation Equipment	29,950,660.57	1,275,381.26	948,796.72	30,277,245.11	155,520.52	30,432,765.63
415 Personnel Service	16,993,387.17	719,472.84	655,708.60	17,057,151.41	309.03	17,057,460.44
455 Higher Education Personnel Service	916,545.31	334,776.41	52,324.16	1,198,997.56	99.31	1,199,096.87
468 OFM Central Service	3,478,260.47	1,488,788.34	1,104,218.11	3,862,830.70	.....	3,862,830.70

# RECEIPTS AND DISBURSEMENTS FOR TREASURY FUNDS

	March 1, 2022	March 2022		March 31, 2022		
	Beginning Book Balance	Plus Receipts	Less Disbursements	Ending Book Balance	Outstanding Warrants	Ending Cash Balance
<b>INTERNAL SERVICE FUNDS (Continued)</b>						
483 Auditing Services Revolving	\$ (150,271.26)	\$ 592,916.49	\$ 787,555.42	\$ (344,910.19)	\$ 135.39	\$ (344,774.80)
484 Administrative Hearings Revolving	10,362,845.04	3,492,818.40	2,742,045.81	11,113,617.63	455.06	11,114,072.69
<b>TOTAL INTERNAL SERVICE FUNDS</b>	<b>\$ 83,888,949.82</b>	<b>\$ 20,759,855.62</b>	<b>\$ 20,430,459.87</b>	<b>\$ 84,218,345.57</b>	<b>\$ 256,657.66</b>	<b>\$ 84,475,003.23</b>
<b>PENSION TRUST FUNDS</b>						
614 Volunteer Firefighters' Relief and Pension Principal	\$ 8,255,487.26	\$ 189,540.16	\$ 1,404,073.18	\$ 7,040,954.24	\$ 140,161.19	\$ 7,181,115.43
615 State Patrol - Plan1	953,301.19	7,551,477.19	7,467,081.44	1,037,696.94	76,592.64	1,114,289.58
616 Judges' Retirement	1,345,910.37	521.27	20,520.13	1,325,911.51	.....	1,325,911.51
630 State Patrol - Plan 2	482,964.94	1,688,463.71	1,725,204.45	446,224.20	.....	446,224.20
631 Public Employees' Retirement System Plan 1	8,735,152.62	146,791,751.11	146,796,748.26	8,730,155.47	1,124,342.45	9,854,497.92
632 Teachers' Retirement System Plan 1	6,558,832.57	112,417,691.42	112,467,351.42	6,509,172.57	643,028.57	7,152,201.14
633 School Employees' Retirement System Combined Plan 2 & 3	6,455,570.86	73,358,522.63	73,598,449.72	6,215,643.77	282,762.62	6,498,406.39
635 Public Safety Employees Retirement System Plan 2	291,879.69	8,587,640.91	8,577,132.44	302,388.16	5,853.74	308,241.90
641 Public Employees' Retirement System Combined Plan 2 & 3	14,860,354.70	320,725,260.39	319,804,810.26	15,780,804.83	1,748,925.86	17,529,730.69
642 Teachers' Retirement System Combined Plan 2 and 3	20,275,134.50	202,839,652.74	202,963,420.50	20,151,366.74	303,725.78	20,455,092.52
661 Higher Ed Retirement Plan Supplemental Benefit-UW	6.76	616,341.06	616,339.44	8.38	.....	8.38
662 Higher Ed Retirement Plan Supplemental Benefit -WSU	.....	85,365.66	85,365.66	.....	.....	.....
663 Higher Ed Retirement Plan Supplemental Benefit-EWU	7,220.98	14,144.92	14,330.36	7,035.54	.....	7,035.54
664 Higher Ed Retirement Plan Supplemental Benefit-CWU	.....	17,690.42	17,690.42	.....	.....	.....
665 Higher Ed Retirement Plan Supplemental Benefit-TESC	.....	4,153.30	4,153.30	.....	.....	.....
667 Higher Ed Retirement Plan Supplemental Benefit-WWU	(2,516.21)	22,092.75	19,576.54	.....	.....	.....
668 Higher Ed Retirement Plan Supplemental Benefit -SBCTC	23,162.89	77,961.91	101,105.23	19.57	.....	19.57
722 Deferred Compensation Principal	6,512,159.68	73,706,411.70	75,146,411.99	5,072,159.39	3,351.17	5,075,510.56
729 Judicial Retirement Principal	10,197.64	21,446.85	21,442.88	10,201.61	.....	10,201.61
819 LEOFF Plan 1 Retirement	2,722,514.16	30,760,682.07	30,734,669.02	2,748,527.21	390,856.97	3,139,384.18
829 LEOFF Plan 2 Retirement	4,213,957.53	78,701,692.63	76,914,930.14	6,000,720.02	342,247.04	6,342,967.06
882 Washington Judicial Retirement System	9,280,243.70	13,088.72	578,243.00	8,715,089.42	.....	8,715,089.42
<b>TOTAL PENSION TRUST FUNDS</b>	<b>\$ 90,981,535.83</b>	<b>\$ 1,058,191,593.52</b>	<b>\$ 1,059,079,049.78</b>	<b>\$ 90,094,079.57</b>	<b>\$ 5,061,848.03</b>	<b>\$ 95,155,927.60</b>
<b>CUSTODIAL FUNDS</b>						
01P Suspense	\$ 985,461,538.76	\$ 2,489,743,690.31	\$ 3,430,451,921.29	\$ 44,753,307.78	\$ 66,793.48	\$ 44,820,101.26
01R Undistributed Receipts	1,875,617.54	.....	.....	1,875,617.54	.....	1,875,617.54
01T Local Leasehold Excise Tax	154,282.40	.....	39,597.48	114,684.92	.....	114,684.92
034 Local Sales and Use Tax	.....	227,250.79	227,250.79	.....	.....	.....
035 State Payroll Revolving	20,459,890.66	562,386,145.28	549,265,834.81	33,580,201.13	1,628,363.63	35,208,564.76
768 Local Real Estate Excise Tax	.....	.....	.....	.....	.....	.....

# RECEIPTS AND DISBURSEMENTS FOR TREASURY FUNDS

	March 1, 2022	March 2022		March 31, 2022		
	Beginning Book Balance	Plus Receipts	Less Disbursements	Ending Book Balance	Outstanding Warrants	Ending Cash Balance
<b>CUSTODIAL FUNDS (Continued)</b>						
795 State Investment Board Commingled Monthly Bond	\$ .....	\$ .....	\$ .....	\$ .....	\$ .....	\$ .....
865 State Investment Board Commingled Trust	.....	24,110.39	24,110.39	.....	.....	.....
877 OASI Contribution	.....	.....	.....	.....	.....	.....
<b>TOTAL CUSTODIAL FUNDS</b>	<b>\$ 1,007,951,329.36</b>	<b>\$ 3,052,381,196.77</b>	<b>\$ 3,980,008,714.76</b>	<b>\$ 80,323,811.37</b>	<b>\$ 1,695,157.11</b>	<b>\$ 82,018,968.48</b>
<b>TOTAL TREASURY FUNDS</b>	<b>\$ 11,129,993,913.44</b>	<b>\$ 10,104,120,877.65</b>	<b>\$ 9,094,109,391.69</b>	<b>\$ 12,140,005,399.40</b>	<b>\$ 109,789,442.02</b>	<b>\$ 12,249,794,841.42</b>

# RECEIPTS AND DISBURSEMENTS FOR TREASURER'S TRUST FUNDS

	March 1, 2022		March 2022		March 31, 2022		
	Beginning Book Balance		Plus Receipts	Less Disbursements	Ending Book Balance	Outstanding Warrants	Ending Cash Balance
<b>GENERAL FUND</b>							
06N Local Tax Administration	\$ .....	\$ .....	\$ .....	\$ .....	\$ .....	\$ .....	\$ .....
07F Commercial Fisheries Buyback	.....	.....	.....	.....	.....	.....	.....
08B Foster Care Endowed Scholarship Trust	16,455.23	6.29	.....	.....	16,461.52	.....	16,461.52
08E Individual Development Account Program	2,058.92	0.78	.....	.....	2,059.70	.....	2,059.70
08N State Financial Aid	93,121,254.97	43,878,059.19	14,699,945.94	.....	122,299,368.22	3,978.98	122,303,347.20
08T Transportation Innovative Partnership	.....	.....	.....	.....	.....	.....	.....
10V Invasive Species Council	.....	.....	.....	.....	.....	.....	.....
11M Poet Laureate	115.55	.....	.....	.....	115.55	.....	115.55
11R Hospital Infection Control Grant	.....	.....	.....	.....	.....	.....	.....
12L Outdoor Education and Recreation Prog	2,327,469.70	.....	.....	.....	2,327,469.70	.....	2,327,469.70
12P Geoduck Aquaculture Research	(0.01)	.....	.....	.....	(0.01)	.....	(0.01)
131 Fair	4,114,228.70	1,582.84	3,562,651.60	.....	553,159.94	627,713.57	1,180,873.51
14N Legislative Oral History	24,900.20	.....	.....	.....	24,900.20	.....	24,900.20
14P Skeletal Human Remains Assistance	252,231.79	.....	.....	.....	252,231.79	.....	252,231.79
15B Food Animal Vet Scholarship	.....	.....	.....	.....	.....	.....	.....
15N Business Assistance	.....	.....	.....	.....	.....	.....	.....
16F Washington State Flag	.....	.....	.....	.....	.....	.....	.....
16K Mortgage Recovery	.....	.....	.....	.....	.....	.....	.....
16R Multiagency Permitting Team	98,242.03	37.55	.....	.....	98,279.58	.....	98,279.58
17R Aerospace Training Student Loan	256,378.54	5,350.69	5,257.23	.....	256,472.00	.....	256,472.00
18C Native Education Public-Private Partnership	.....	.....	.....	.....	.....	.....	.....
18F High School Completion	.....	.....	.....	.....	.....	.....	.....
18G Opportunity Scholarship Match Transfer	.....	.....	.....	.....	.....	.....	.....
18K 24/7 Sobriety	28,919.77	587.44	.....	.....	29,507.21	.....	29,507.21
18V Science, Technology, Engineering and Math Education Lighthouse	.....	.....	.....	.....	.....	.....	.....
19J Universal Communications Services	173,589.63	.....	3,989.47	.....	169,600.16	.....	169,600.16
20L Early Start	278,236.63	.....	(204,614.67)	.....	482,851.30	.....	482,851.30
21J Gina Grant Bull Memorial Legislative Page Scholarship	53,609.36	20.49	.....	.....	53,629.85	.....	53,629.85
21K Skilled Worker Awareness Grant Program	.....	.....	.....	.....	.....	.....	.....
21L Low-Income Home Rehab Revolving Loan Program	191,159.84	10,337.35	.....	.....	201,497.19	.....	201,497.19
21T Suicide-Safer Homes Project	25,000.01	.....	.....	.....	25,000.01	.....	25,000.01
22A State Agency Office Relocation Pool	4,177,819.40	.....	.....	.....	4,177,819.40	.....	4,177,819.40
22B Highway Worker Memorial Scholarship	.....	.....	.....	.....	.....	.....	.....
22S Landlord Mitigation Program	811,156.10	459,588.06	188,112.72	.....	1,082,631.44	347,996.97	1,430,628.41

# RECEIPTS AND DISBURSEMENTS FOR TREASURER'S TRUST FUNDS

	March 1, 2022		March 2022		March 31, 2022		
	Beginning Book Balance		Plus Receipts	Less Disbursements	Ending Book Balance	Outstanding Warrants	Ending Cash Balance
<b>GENERAL FUND (Continued)</b>							
22V Medical Student Loan	\$ 995,479.24	\$ .....	\$ .....	\$ .....	\$ 995,479.24	\$ .....	\$ 995,479.24
23B Rural Jobs Program Match Transfer	.....	.....	.....	.....	.....	.....	.....
23E Washington History Day	92,719.02	.....	35.44	.....	92,754.46	.....	92,754.46
23F Open Educational Resources	.....	.....	.....	.....	.....	.....	.....
23L Indian Health Improvement Reinvestment	13,411,594.85	.....	28,842.97	40,438.21	13,399,999.61	.....	13,399,999.61
24A Behavioral Health Loan Repayment Program	2,429,251.53	.....	.....	6,250.00	2,423,001.53	.....	2,423,001.53
24F Veterans Service Officer	.....	.....	.....	.....	.....	.....	.....
24W Undocumented Student Support Loan Match	.....	.....	.....	.....	.....	.....	.....
25B Unemployment Insurance Relief	30,751.02	.....	.....	466.27	30,284.75	.....	30,284.75
25E Rosa Franklin Legislative Internship Program Scholarship	1,152.07	.....	0.49	.....	1,152.56	.....	1,152.56
25J Department of Transportation Purple Heart State	.....	.....	.....	.....	.....	.....	.....
25K Department of Veterans' Affairs Purple Heart State	.....	.....	.....	.....	.....	.....	.....
25L Military Department Purple Heart State	.....	.....	1,100.00	.....	1,100.00	.....	1,100.00
26F Billy Frank Jr. National Statuary Hall Collection	.....	.....	70,332.08	.....	70,332.08	.....	70,332.08
290 Savings Incentive	2,253,520.77	.....	.....	.....	2,253,520.77	.....	2,253,520.77
447 Information Technology Investment Revolving	21,454,378.79	.....	.....	543,814.19	20,910,564.60	.....	20,910,564.60
490 Regional Transportation Investment District	.....	.....	.....	.....	.....	.....	.....
514 Agricultural Conservation Easements	.....	.....	.....	.....	.....	.....	.....
534 Washington Graduate Fellowship Trust	489.80	.....	.....	.....	489.80	.....	489.80
551 Washington Youth and Families	124,634.31	.....	.....	.....	124,634.31	.....	124,634.31
552 Conservation Assistance Revolving	461,677.25	.....	.....	.....	461,677.25	.....	461,677.25
653 Washington Distinguished Professorship Trust	.....	.....	.....	.....	.....	.....	.....
703 COVID-19 Unemployment	.....	.....	.....	.....	.....	.....	.....
704 COVID-19 Public Health Response	526,084,454.01	.....	45,143,961.14	46,158,616.31	525,069,798.84	215,736.85	525,285,535.69
743 College Faculty Awards Trust	186.14	.....	.....	.....	186.14	.....	186.14
747 Health Professional Loan Repayment & Scholarship Program	11,720,469.29	.....	2,110.82	106,054.75	11,616,525.36	20,851.50	11,637,376.86
748 Higher Education Coord. Board for Innovation and Quality	.....	.....	.....	.....	.....	.....	.....
781 Cross-State Trail	473.10	.....	.....	.....	473.10	.....	473.10
793 Health Insurance Pool	.....	.....	.....	.....	.....	.....	.....
817 Stadium and Exhibition Center Construction	.....	.....	.....	.....	.....	.....	.....
835 Four Year Student Child Care in Higher Education	63,582.96	.....	.....	9,449.17	54,133.79	.....	54,133.79
<b>TOTAL GENERAL FUND</b>	<b>\$ 685,077,640.51</b>	<b>\$ .....</b>	<b>\$ 89,601,953.62</b>	<b>\$ 65,120,431.19</b>	<b>\$ 709,559,162.94</b>	<b>\$ 1,216,277.87</b>	<b>\$ 710,775,440.81</b>
<b>SPECIAL REVENUE FUNDS</b>							
01F Crime Victims' Compensation	\$ 1,919,326.41	\$ .....	\$ 61,743.59	\$ .....	\$ 1,981,070.00	\$ .....	\$ 1,981,070.00
03K Industrial Insurance Premium Refund	7,516,741.08	.....	2,579.64	63,976.30	7,455,344.42	968.04	7,456,312.46



# RECEIPTS AND DISBURSEMENTS FOR TREASURER'S TRUST FUNDS

	March 1, 2022			March 2022			March 31, 2022		
	Beginning Book Balance	Plus Receipts	Less Disbursements	Ending Book Balance	Outstanding Warrants	Ending Cash Balance			
<b>SPECIAL REVENUE FUNDS (Continued)</b>									
04F Real Estate Education Program	\$ 701,389.94	\$ 599.50	\$ 100.04	\$ 701,889.40	\$ .....	\$ 701,889.40			
06H Oral History, State Library, and Archives	38,685.26	38,065.46	19,182.08	57,568.64	.....	57,568.64			
06J Securities Prosecution	656,204.00	83,884.24	.....	740,088.24	.....	740,088.24			
07A Mortgage Lending Fraud Prosecution	483,342.51	26,401.43	71,757.00	437,986.94	71,757.00	509,743.94			
07B Organ and Tissue Donation Awareness	98,105.75	62,893.85	102,238.91	58,760.69	.....	58,760.69			
07E Contract Harvesting Revolving	3,480,528.47	1,957.60	(2,149,843.48)	5,632,329.55	183,955.03	5,816,284.58			
07J "Helping Kids Speak"	2,979.67	2,095.33	1,801.33	3,273.67	.....	3,273.67			
07K Special License Plate Applicant Trust	12,206.00	.....	.....	12,206.00	.....	12,206.00			
07L Legislative International Trade	77.33	.....	.....	77.33	.....	77.33			
07N Produce Railcar Pool	50.87	0.02	.....	50.89	.....	50.89			
07T Commemorative Works	3,480.62	1.33	.....	3,481.95	.....	3,481.95			
07V Fish and Wildlife Enforcement Reward	133,622.05	8,850.29	6,904.83	135,567.51	.....	135,567.51			
08C Gonzaga University Alumni Association	5,006.03	4,424.00	3,012.33	6,417.70	.....	6,417.70			
08F Lighthouse Environmental Programs	11,293.31	8,719.68	6,395.67	13,617.32	.....	13,617.32			
08G Flexible Spending Administrative	2,495,737.54	83,440.00	75,586.57	2,503,590.97	.....	2,503,590.97			
08J Prescription Drug Consortium	.....	.....	.....	.....	.....	.....			
08L "Ski & Ride Washington"	2,795.57	2,499.01	2,314.68	2,979.90	.....	2,979.90			
08P State Parks Education and Enhancement	282,008.04	14,051.34	11,978.31	284,081.07	.....	284,081.07			
08V Veterans Stewardship	837,314.51	63,757.51	51,553.08	849,518.94	3,069.05	852,587.99			
08W "Washington's National Park Fund"	22,894.57	26,903.33	18,776.33	31,021.57	.....	31,021.57			
098 Eastern Washington Pheasant Enhancement	385,537.89	16,472.52	3,200.00	398,810.41	.....	398,810.41			
09A We Love Our Pets	11,734.24	6,498.33	4,337.67	13,894.90	.....	13,894.90			
09B Boating Safety Education Certification	784,061.64	11,480.00	7,696.09	787,845.55	320.00	788,165.55			
09J Washington Coastal Crab Pot Buoy Tag	159,438.38	17,950.00	(420.58)	177,808.96	.....	177,808.96			
09K Life Sciences Discovery	1,611,225.79	615.91	.....	1,611,841.70	.....	1,611,841.70			
09L Nursing Resource Center	460,944.47	79,680.00	142,090.20	398,534.27	20.00	398,554.27			
10F "Share the Road"	15,716.38	7,380.32	5,100.67	17,996.03	.....	17,996.03			
11A Employment Training Finance	399,328.96	10,363.58	.....	409,692.54	.....	409,692.54			
11J Electronic Products Recycling	1,023,237.72	.....	21,068.34	1,002,169.38	.....	1,002,169.38			
11P Large On-Site Sewage Systems	.....	.....	.....	.....	.....	.....			
11V Veteran Estate Management	20,835.52	29,496.75	33,997.81	16,334.46	235.29	16,569.75			
126 Agricultural Local	25,608,530.00	4,728,231.60	3,029,579.07	27,307,182.53	53,364.62	27,360,547.15			
128 Grain Inspection Revolving	373,928.70	1,961,695.78	1,428,694.29	906,930.19	192,777.43	1,099,707.62			
12E Assisted Living Facility Management	535,907.66	.....	(4,259.46)	540,167.12	.....	540,167.12			
12F Manufactured/Mobile Home Dispute Resol	2,489,611.71	35,534.25	46,420.12	2,478,725.84	.....	2,478,725.84			

# RECEIPTS AND DISBURSEMENTS FOR TREASURER'S TRUST FUNDS

	March 1, 2022		March 2022		March 31, 2022		
	Beginning Book Balance	Plus Receipts	Less Disbursements	Ending Book Balance	Outstanding Warrants	Ending Cash Balance	
<b>SPECIAL REVENUE FUNDS (Continued)</b>							
12G Rockfish Research	\$ 450,641.11	\$ 11,277.18	\$ 11,759.18	\$ 450,159.11	\$ 70.00	\$ 450,229.11	
12H Uniformed Service Shared Leave Pool	887,633.42	.....	6,228.22	881,405.20	.....	881,405.20	
12N Get Ready For Math & Science Schlarshp	250,737.06	1,670.93	.....	252,407.99	.....	252,407.99	
133 Children's Trust	532,932.35	2,951.55	17,873.21	518,010.69	11,702.66	529,713.35	
14E Washington State Library Operations	8,507,942.96	486,739.23	685,841.53	8,308,840.66	9,974.13	8,318,814.79	
14W Reduced Cigarette Ignition Propensity	785,401.73	9,056.05	5,909.67	788,548.11	12,801.25	801,349.36	
15A Transitional Housing Oper & Rent	0.41	.....	.....	0.41	.....	0.41	
15T Broadband Mapping	.....	.....	.....	.....	.....	.....	
15V Funeral and Cemetery	375,237.02	175,767.03	68,414.22	482,589.83	220.00	482,809.83	
15W Guaranteed Asset Protection Waiver	19,750.00	.....	.....	19,750.00	.....	19,750.00	
163 Worker and Community Right to Know	3,522,271.53	21,970.22	192,069.21	3,352,172.54	.....	3,352,172.54	
169 Horse Racing Commission Operating	1,100,157.30	186,082.10	73,321.21	1,212,918.19	1,482.28	1,214,400.47	
16B Landscape Architects' License	266,714.31	31,997.61	30,547.05	268,164.87	.....	268,164.87	
16E Spec Forest Products Outreach/Education	74,476.78	51.66	.....	74,528.44	.....	74,528.44	
16G Universal Vaccine Purchase	9,851,675.94	6,141,840.80	4,099,024.63	11,894,492.11	.....	11,894,492.11	
16L Accessible Communities	778,198.62	13,946.85	1,900.01	790,245.46	.....	790,245.46	
16N Disabled Veterans Assistance	.....	.....	.....	.....	.....	.....	
16T Product Stewardship Programs	280,499.85	57,000.00	2,081.76	335,418.09	.....	335,418.09	
17L Foreclosure Fairness	1,151,090.05	9,550.00	12,124.45	1,148,515.60	2,003.19	1,150,518.79	
17M Individual-Based/Portable Background Check Clearance	1,012,628.04	39,372.00	127.00	1,051,873.04	300.00	1,052,173.04	
17V Volunteer Firefighters	5,303.66	3,651.68	2,370.66	6,584.68	.....	6,584.68	
180 Local Government Administrative Hearings	241,547.79	.....	920.00	240,627.79	.....	240,627.79	
189 Clarke-McNary	.....	.....	.....	.....	.....	.....	
18A Investing In Innovation	.....	.....	.....	.....	.....	.....	
18E Educator Certification Processing	2,167,535.06	318,019.00	185,512.52	2,300,041.54	6,206.81	2,306,248.35	
18M Music Matters Awareness	6,204.31	5,595.33	4,465.99	7,333.65	.....	7,333.65	
18N Damage Prevention	197,734.58	26,200.00	2,350.72	221,583.86	.....	221,583.86	
18R Seattle Sounders FC	7,066.27	7,396.67	4,846.33	9,616.61	.....	9,616.61	
190 Forest Fire Protection Assessment	8,966,574.74	418.06	735,065.07	8,231,927.73	17,497.17	8,249,424.90	
193 State Forest Nursery Revolving	940,509.00	133.42	382,064.16	558,578.26	8,665.07	567,243.33	
195 Energy	0.21	.....	.....	0.21	.....	0.21	
197 Statute Law Committee Publications	872,211.71	724.40	2,880.60	870,055.51	9.65	870,065.16	
198 Access Road Revolving	9,108,771.34	776.07	79,292.98	9,030,254.43	698.69	9,030,953.12	
19B School for the Blind	3,816,775.65	65,320.02	201,812.20	3,680,283.47	400.00	3,680,683.47	
19E 4-H Program	420.00	532.00	420.00	532.00	.....	532.00	

# RECEIPTS AND DISBURSEMENTS FOR TREASURER'S TRUST FUNDS

	March 1, 2022		March 2022		March 31, 2022		
	Beginning Book Balance		Plus Receipts	Less Disbursements	Ending Book Balance	Outstanding Warrants	Ending Cash Balance
<b>SPECIAL REVENUE FUNDS (Continued)</b>							
19F Seattle Seahawks	\$ 53,281.88	\$	37,548.35	\$ 13,385.09	\$ 77,445.14	\$ .....	\$ 77,445.14
19H Center for Deaf/Hard of Hearing Youth	2,495,438.75		(6,731.93)	(10,376.75)	2,499,083.57	.....	2,499,083.57
19M Seattle University	14,884.19		672.00	277.67	15,278.52	.....	15,278.52
19P Child Rescue	56,351.46		3,215.45	.....	59,566.91	.....	59,566.91
19R Residential Services and Support	112,575.14		.....	.....	112,575.14	.....	112,575.14
19W Wolf-Livestock Conflict	272,507.55		.....	17,077.50	255,430.05	16,477.50	271,907.55
205 Mobile Home Park Relocation	3,783,268.80		132,371.57	114,307.09	3,801,333.28	12,117.98	3,813,451.26
206 Cost of Supervision	1,227,430.15		110,678.66	137,087.98	1,201,020.83	474.69	1,201,495.52
209 Regional Fisheries Enhancement Group	1,463,657.91		27,394.08	64,137.89	1,426,914.10	120.00	1,427,034.10
20A State Flower	2,450.00		2,503.67	1,967.00	2,986.67	.....	2,986.67
20D CPA Scholarship Transfer	150,000.00		.....	.....	150,000.00	.....	150,000.00
20E WA Internet Crimes Against Children	1,165,454.46		.....	19,739.50	1,145,714.96	.....	1,145,714.96
20G Washington Farmers and Ranchers	452.67		506.34	308.00	651.01	.....	651.01
20K Licensing & Enforcement System Modernization	.....		.....	.....	.....	.....	.....
20P Nursing Facility Quality Enhancement	4,479,944.11		.....	(2,703.12)	4,482,647.23	.....	4,482,647.23
20W Washington Tennis	10,676.10		291.67	.....	10,967.77	.....	10,967.77
210 Fire Protection Contractor License	932,456.21		22,956.31	41,152.46	914,260.06	.....	914,260.06
213 Veterans' Emblem	22,318.44		245.00	.....	22,563.44	.....	22,563.44
214 Temporary Worker Housing	210,897.86		7,890.00	(2,532.41)	221,320.27	.....	221,320.27
219 Air Operating Permit	3,632,732.62		450,272.00	71,090.97	4,011,913.65	592.25	4,012,505.90
21A Washington State Wrestling	602.00		609.00	602.00	609.00	.....	609.00
21C Washington Sexual Assault Kit	577,943.53		221.90	16,590.00	561,575.43	.....	561,575.43
21F Fred Hutch	464.33		532.00	548.33	448.00	.....	448.00
21G Washington State Aviation	138,055.02		3,311.02	.....	141,366.04	.....	141,366.04
21N NE WA Wolf-Livestock Management	330,361.67		127.19	46,666.61	283,822.25	.....	283,822.25
21Q Forest Health Revolving	30,953,495.35		13,114.80	(851,206.63)	31,817,816.78	8.24	31,817,825.02
21U Veteran's In-State Service Shared Leave Pool	190,724.34		8,589.93	(9,535.91)	208,850.18	.....	208,850.18
21W K-12 Criminal Background Check	281,205.94		185,537.25	96,252.65	370,490.54	90.50	370,581.04
225 Fingerprint Identification	3,362,115.61		1,248,946.44	1,324,240.63	3,286,821.42	5,941.88	3,292,763.30
22G Photovoltaic Module Recycling	360.76		.....	.....	360.76	.....	360.76
22H Foster Parent Shared Leave Pool	196,599.80		.....	(5,672.96)	202,272.76	.....	202,272.76
22K Watershed Restoration Enhancement	383,600.00		.....	.....	383,600.00	.....	383,600.00
22L Public Use General Aviation Airport Loan Revolving	7,738,925.43		2,985.24	11,032.49	7,730,878.18	.....	7,730,878.18
22N Fish and Wildlife Federal Lands Revolving	.....		.....	.....	.....	.....	.....
22P Natural Resources Federal Lands Revolving	8,080,602.59		3,328.29	(28,337.12)	8,112,268.00	.....	8,112,268.00

# RECEIPTS AND DISBURSEMENTS FOR TREASURER'S TRUST FUNDS

	March 1, 2022		March 2022		March 31, 2022	
	Beginning Book Balance	Plus Receipts	Less Disbursements	Ending Book Balance	Outstanding Warrants	Ending Cash Balance
<b>SPECIAL REVENUE FUNDS (Continued)</b>						
22Q Seattle Mariners	\$ 2,780.68	\$ 2,580.67	\$ (1,593.66)	\$ 6,955.01	\$ .....	\$ 6,955.01
23A Student Loan Advocate	294,695.25	.....	16,626.16	278,069.09	42.80	278,111.89
23C Department of Licensing Tuition Recovery	78,520.91	30.01	.....	78,550.92	.....	78,550.92
23D Student Achievement Council Tuition Recovery Trust	184,782.41	70.62	.....	184,853.03	.....	184,853.03
23K Smoke Detection Device Awareness	36,533.32	.....	.....	36,533.32	.....	36,533.32
23M County Road Administration Board Emergency Loan	2,006,480.14	200,946.84	.....	2,207,426.98	.....	2,207,426.98
23U Compostable Products Revolving	.....	.....	.....	.....	.....	.....
24C San Juan Islands Programs	2,676.34	3,810.35	3,096.34	3,390.35	.....	3,390.35
24D Seattle Storm	1,873.67	217.00	.....	2,090.67	.....	2,090.67
24E Washington State Library-Archives Building	13,712,702.10	319,954.56	.....	14,032,656.66	.....	14,032,656.66
24G Hemp Regulatory	290,188.74	24,141.56	12,402.88	301,927.42	.....	301,927.42
24R Energy Independence Act Special	.....	.....	.....	.....	.....	.....
24S Seattle NHL Hockey	2,559.68	4,092.66	1,357.42	5,294.92	2,091.25	7,386.17
24T State Firearms Background Check System	7,796,592.42	.....	69,941.22	7,726,651.20	163.84	7,726,815.04
259 Coastal Crab	119,001.65	500.00	700.00	118,801.65	120.00	118,921.65
25A Washington Apples	2,405.67	2,440.67	2,517.67	2,328.67	2,517.67	4,846.34
25R Recycled Content	.....	.....	.....	.....	.....	.....
25S Recycling Enhancing	.....	.....	.....	.....	.....	.....
25V Washington State Attorney General Charitable Asset Protection	63,039.70	74,293.50	42,150.44	95,182.76	.....	95,182.76
274 Adult Family Home	599,425.76	.....	(900.00)	600,325.76	.....	600,325.76
281 Impaired Driving Safety	(635,433.47)	139,825.59	95.20	(495,703.08)	95.20	(495,607.88)
283 Juvenile Accountability Incentive	312,856.24	119.57	.....	312,975.81	.....	312,975.81
297 Pipeline Safety	3,105,789.73	8,071.33	195,054.29	2,918,806.77	1,130.53	2,919,937.30
298 Geologists'	199,570.94	34,453.58	37,404.81	196,619.71	.....	196,619.71
300 Financial Services Regulation	45,412,744.34	9,477,614.66	2,473,872.06	52,416,486.94	8,083.56	52,424,570.50
320 Puget Sound Crab Pot Buoy Tag	7,932.10	.....	200.00	7,732.10	.....	7,732.10
328 Crim Justice Training Commis Firing Range Maintenance	174,461.00	.....	.....	174,461.00	.....	174,461.00
416 Surplus and Donated Food Commodities Revolving	3,281,906.97	474,014.09	236,405.91	3,519,515.15	.....	3,519,515.15
424 Anti-Trust Revolving	2,115,537.95	.....	450,388.86	1,665,149.09	.....	1,665,149.09
474 School Employees Flexible & Dependent Care Administration	19,804.89	32,283.00	32,302.00	19,785.89	.....	19,785.89
480 Financial Education Public-Private Partnership	116,539.64	.....	.....	116,539.64	.....	116,539.64
485 Horse Racing Owners' Bonus/Breeder Awards	84,184.78	13,136.88	(7,623.85)	104,945.51	1,817.89	106,763.40
495 Toll Collection	28,920,506.52	15,334,195.57	15,134,845.46	29,119,856.63	9,876.88	29,129,733.51
496 Educator Conditional Scholarship	3,697,381.09	39,351.89	316,076.70	3,420,656.28	3,000.00	3,423,656.28
497 Horse Racing Commission Class C Purse Fund	154,633.48	3,321.58	.....	157,955.06	.....	157,955.06

# RECEIPTS AND DISBURSEMENTS FOR TREASURER'S TRUST FUNDS

	March 1, 2022		March 2022		March 31, 2022		
	Beginning Book Balance		Plus Receipts	Less Disbursements	Ending Book Balance	Outstanding Warrants	Ending Cash Balance
<b>SPECIAL REVENUE FUNDS (Continued)</b>							
498 Washington State Council of Fire Fighters Benevolent	\$ 15,020.39	\$	12,245.37	\$ 9,459.37	\$ 17,806.39	\$ .....	\$ 17,806.39
499 Law Enforcement Memorial	47,101.40		31,616.67	23,100.01	55,618.06	.....	55,618.06
501 Liquor Revolving	59,071,558.65		(35,896,662.71)	15,644,737.20	7,530,158.74	136,875.92	7,667,034.66
503 Tuition Recovery	4,197,147.36		22,220.59	449.91	4,218,918.04	.....	4,218,918.04
515 DNA Data Base	696,847.04		28,104.15	50,469.02	674,482.17	312.52	674,794.69
516 Fruit and Vegetable Inspection	9,182,039.72		1,446,133.79	1,412,203.45	9,215,970.06	12,001.00	9,227,971.06
536 Federal Food Service Revolving	2,638,781.83		3,104,721.31	3,280,657.79	2,462,845.35	125,709.38	2,588,554.73
553 Performance Audits of Government	11,528,814.87		3,218,790.96	1,683,313.66	13,064,292.17	168.00	13,064,460.17
561 Community Technical College Innovation	12,390,073.37		1,450,899.52	528,319.57	13,312,653.32	.....	13,312,653.32
687 Rural Rehabilitation	54,659.44		20.89	.....	54,680.33	.....	54,680.33
688 Federal Local Rail Service Assistance	82,742.64		35.45	.....	82,778.09	.....	82,778.09
731 Child Care Facility Revolving	74,710.96		28.55	.....	74,739.51	.....	74,739.51
732 Nursing Home Civil Penalties	1,947,450.92		.....	(31,178.32)	1,978,629.24	.....	1,978,629.24
746 Hanford Area Economic Investment	26,118.45		.....	.....	26,118.45	.....	26,118.45
749 Governor's Interagency Committee of State Employed Women	125,814.47		.....	604.00	125,210.47	.....	125,210.47
761 Basic Health Plan Subscription	250,744.09		.....	.....	250,744.09	.....	250,744.09
763 Center for the Improvement of Student Learning	35,600.68		.....	.....	35,600.68	.....	35,600.68
773 Commission on Higher Ed Prof Student Ex Program	51,200.00		.....	.....	51,200.00	.....	51,200.00
774 University of Washington License Plate	53,860.34		27,372.36	7.00	81,225.70	.....	81,225.70
776 Washington State University License Plate	43,521.38		63,249.72	.....	106,771.10	28.00	106,799.10
778 Western Washington University License Plate	5,807.62		1,495.67	.....	7,303.29	.....	7,303.29
779 Eastern Washington University License Plate	134,431.47		5,324.67	.....	139,756.14	.....	139,756.14
780 School Zone Safety Account	1,382,931.65		10,374.11	10,647.96	1,382,657.80	.....	1,382,657.80
783 Central Washington University License Plate	14,067.67		1,785.00	.....	15,852.67	.....	15,852.67
784 Miscellaneous Transportation Programs	(13,071,570.52)		31,422,401.34	31,530,470.36	(13,179,639.54)	56,987.33	(13,122,652.21)
786 The Evergreen State College License Plate	25,079.72		588.00	.....	25,667.72	.....	25,667.72
789 Advanced Environmental Mitigation Revolving	1,126,670.85		3,537.69	.....	1,130,208.54	.....	1,130,208.54
816 Stadium and Exhibition Center	691,474.45		1,011,343.84	65,961.87	1,636,856.42	.....	1,636,856.42
821 Impaired Physician	313,801.18		203,500.00	158,937.08	358,364.10	50.00	358,414.10
823 Livestock Nutrient Management	32,123.62		100.00	.....	32,223.62	.....	32,223.62
833 Developmental Disabilities Endowment Trust	2,438,873.15		813,650.26	190,481.51	3,062,041.90	.....	3,062,041.90
834 Capitol Furnishings Preservation Committee	29,202.41		46.00	.....	29,248.41	.....	29,248.41
878 Federal Forest Revolving	4,057.85		1.55	.....	4,059.40	.....	4,059.40
880 Advance Right-of-Way Revolving	33,854,040.09		473,027.26	.....	34,327,067.35	.....	34,327,067.35
884 Gambling Revolving	21,298,183.46		824,584.98	1,209,897.66	20,912,870.78	39,833.47	20,952,704.25

# RECEIPTS AND DISBURSEMENTS FOR TREASURER'S TRUST FUNDS

	March 1, 2022	March 2022		March 31, 2022		
	Beginning Book Balance	Plus Receipts	Less Disbursements	Ending Book Balance	Outstanding Warrants	Ending Cash Balance
<b>SPECIAL REVENUE FUNDS (Continued)</b>						
885 Plumbing Certificate	\$ 1,214,871.37	\$ 194,631.80	\$ 84,885.97	\$ 1,324,617.20	\$ 308.59	\$ 1,324,925.79
892 Pressure Systems Safety	758,845.56	189,562.19	152,635.71	795,772.04	512.38	796,284.42
<b>TOTAL SPECIAL REVENUE FUNDS</b>	<b>\$ 446,013,680.30</b>	<b>\$ 52,127,619.44</b>	<b>\$ 85,899,940.43</b>	<b>\$ 412,241,359.31</b>	<b>\$ 1,016,046.61</b>	<b>\$ 413,257,405.92</b>
<b>CAPITAL PROJECTS FUNDS</b>						
366 Watershed Restoration Enhancement Bond	\$ 10,760,038.99	\$ .....	\$ 1,132.70	\$ 10,758,906.29	\$ .....	\$ 10,758,906.29
377 Watershed Restoration Enhancement Taxable Bond	.....	.....	.....	.....	.....	.....
<b>TOTAL CAPITAL PROJECTS FUNDS</b>	<b>\$ 10,760,038.99</b>	<b>\$ .....</b>	<b>\$ 1,132.70</b>	<b>\$ 10,758,906.29</b>	<b>\$ .....</b>	<b>\$ 10,758,906.29</b>
<b>PERMANENT FUNDS</b>						
842 American Indian Scholarship Endowment	\$ 297,132.18	\$ 3,344.56	\$ 4,666.00	\$ 295,810.74	\$ .....	\$ 295,810.74
852 Foster Care Scholarship Endowment	3,879.88	1.48	.....	3,881.36	.....	3,881.36
<b>TOTAL PERMANENT FUNDS</b>	<b>\$ 301,012.06</b>	<b>\$ 3,346.04</b>	<b>\$ 4,666.00</b>	<b>\$ 299,692.10</b>	<b>\$ .....</b>	<b>\$ 299,692.10</b>
<b>ENTERPRISE FUNDS</b>						
22E Family and Medical Leave Enforcement	\$ 414,057.07	\$ 249.84	\$ .....	\$ 414,306.91	\$ .....	\$ 414,306.91
22F Family and Medical Leave Insurance	124,069,790.69	1,203,706.98	106,215,930.87	19,057,566.80	590,462.33	19,648,029.13
413 Municipal Revolving	3,115,354.34	2,575,476.87	2,390,488.40	3,300,342.81	904.47	3,301,247.28
438 Uniform Dental Plan Benefits Administration	1,250,589.53	.....	1,099,235.20	151,354.33	.....	151,354.33
439 Uniform Medical Plan Benefits Administration	6,944,838.21	5,639,700.00	9,744,161.89	2,840,376.32	.....	2,840,376.32
442 Legislative Gift Center	146,979.99	18,276.87	11,286.42	153,970.44	386.63	154,357.07
445 Self-Insured Emplr Overpytm Reimb	640,322.51	192,119.73	60,991.00	771,451.24	.....	771,451.24
446 Industrial Insurance Rainy Day Fund	.....	.....	.....	.....	.....	.....
449 Certificates of Participation and Other Financing - Local	1,578,655.38	1,494,768.93	2,619,507.80	453,916.51	.....	453,916.51
456 Separately Managed State Treasurer's Service	189,613.16	(30,728.90)	7,149.55	151,734.71	.....	151,734.71
470 Imaging	71,815.61	46,747.41	37,690.07	80,872.95	.....	80,872.95
473 School Employees Insurance Reserve	62,545,715.42	23,854.80	.....	62,569,570.22	.....	62,569,570.22
475 School Employees Dental Benefits Administration	9,096.90	424,804.00	852,677.28	(418,776.38)	.....	(418,776.38)
477 Lottery Investment	.....	.....	.....	.....	.....	.....
493 School Employees' Insurance	(20,529,566.19)	152,057,796.80	163,507,446.96	(31,979,216.35)	327,752.55	(31,651,463.80)
494 School Employees' Benefits Board Administration	1,115,969.76	2,276,003.00	3,394,505.38	(2,532.62)	.....	(2,532.62)
543 Judicial Information Systems	(8,767,759.19)	983,637.38	4,300,082.63	(12,084,204.44)	2,626.71	(12,081,577.73)
544 Pollution Liability Insurance Program Trust	34,679,967.82	3,532,094.96	390,706.36	37,821,356.42	.....	37,821,356.42
545 Heating Oil Pollution Liability Trust	2,253,232.53	89,068.00	79,638.60	2,262,661.93	.....	2,262,661.93
567 Long-Term Services and Supports Trust	13,845,030.01	5,622.27	1,740,916.81	12,109,735.47	.....	12,109,735.47
721 Public Employees' and Retirees' Insurance	43,727,244.70	194,531,308.57	235,885,922.35	2,372,630.92	4,092,222.29	6,464,853.21
730 Public Employees' and Retirees' Insurance Reserve	219,631,367.66	83,519.52	.....	219,714,887.18	.....	219,714,887.18

# RECEIPTS AND DISBURSEMENTS FOR TREASURER'S TRUST FUNDS

	March 1, 2022	March 2022		March 31, 2022		
	Beginning Book Balance	Plus Receipts	Less Disbursements	Ending Book Balance	Outstanding Warrants	Ending Cash Balance
<b>ENTERPRISE FUNDS (Continued)</b>						
788 Advanced College Tuition Payment Program	\$ 6,087,925.89	\$ 15,255,099.74	\$ 12,252,835.97	\$ 9,090,189.66	\$ 1,290,414.54	\$ 10,380,604.20
<b>TOTAL ENTERPRISE FUNDS</b>	<b>\$ 493,020,241.80</b>	<b>\$ 380,403,126.77</b>	<b>\$ 544,591,173.54</b>	<b>\$ 328,832,195.03</b>	<b>\$ 6,304,769.52</b>	<b>\$ 335,136,964.55</b>
<b>INTERNAL SERVICE FUNDS</b>						
411 Natural Resources Equipment	\$ 13,383,702.38	\$ 1,767.84	\$ 571,656.66	\$ 12,813,813.56	\$ 17,126.57	\$ 12,830,940.13
421 Education Technology Revolving Fund	11,907,700.00	25,702.86	661,833.10	11,271,569.76	8,583.77	11,280,153.53
422 General Administration Services	63,515,418.05	17,754,519.31	14,847,436.97	66,422,500.39	30,311.95	66,452,812.34
436 OFM Labor Relations Service	1,830,879.83	1,237,633.35	452,417.14	2,616,096.04	.....	2,616,096.04
444 Fish & Wildlife Equipment	277,122.52	68,277.69	144,556.54	200,843.67	16.95	200,860.62
453 Minority and Women's Business Enterprises	2,020,631.72	146,155.63	277,520.56	1,889,266.79	285.81	1,889,552.60
458 Consolidated Technology Services Revolving	5,352,036.53	17,690,116.34	10,417,330.34	12,624,822.53	337,989.69	12,962,812.22
461 Shared Information Technology System Revolving	.....	.....	.....	.....	.....	.....
466 Statewide Info Tech System Development Revolving	51,447,069.53	1,657,382.55	2,572,228.04	50,532,224.04	.....	50,532,224.04
471 State Patrol Nonappropriated Airplane Revolving	191,234.05	1,225.28	20,120.41	172,338.92	2,119.89	174,458.81
472 Statewide Info Tech System Maintenance & Operations Revolving	18,537,994.81	898,739.32	1,408,494.34	18,028,239.79	381.39	18,028,621.18
546 Risk Management	(594,551.40)	1,760,673.59	1,589,467.00	(423,344.81)	.....	(423,344.81)
547 Liability	(183,831,023.60)	133,808.05	11,689,069.46	(195,386,285.01)	4,394,621.99	(190,991,663.02)
739 Certificates of Participation and Other Financing - State	486,963.50	8,636,024.77	6,700,456.14	2,422,532.13	9,187.50	2,431,719.63
<b>TOTAL INTERNAL SERVICE FUNDS</b>	<b>\$ (15,474,822.08)</b>	<b>\$ 50,012,026.58</b>	<b>\$ 51,352,586.70</b>	<b>\$ (16,815,382.20)</b>	<b>\$ 4,800,625.51</b>	<b>\$ (12,014,756.69)</b>
<b>PRIVATE PURPOSE FUNDS</b>						
196 Unclaimed Personal Property	\$ 3,428,794.93	\$ 8,539,185.10	\$ 8,246,778.77	\$ 3,721,201.26	\$ 6,583,538.39	\$ 10,304,739.65
463 WA College Savings Program	(371,082.53)	58,361.73	105,150.50	(417,871.30)	4,451.30	(413,420.00)
738 Department of Social and Health Services Trust	53,654.52	.....	.....	53,654.52	.....	53,654.52
799 WA Achieving a Better Life Experience Program	37,835.38	14.46	.....	37,849.84	.....	37,849.84
<b>TOTAL PRIVATE PURPOSE FUNDS</b>	<b>\$ 3,149,202.30</b>	<b>\$ 8,597,561.29</b>	<b>\$ 8,351,929.27</b>	<b>\$ 3,394,834.32</b>	<b>\$ 6,587,989.69</b>	<b>\$ 9,982,824.01</b>
<b>PENSION TRUST FUNDS</b>						
838 LEOFF Retirement System Benefits Improvement	\$ 1.63	\$ 0.08	\$ .....	\$ 1.71	\$ .....	\$ 1.71
<b>TOTAL PENSION TRUST FUNDS</b>	<b>\$ 1.63</b>	<b>\$ 0.08</b>	<b>\$ .....</b>	<b>\$ 1.71</b>	<b>\$ .....</b>	<b>\$ 1.71</b>
<b>CUSTODIAL FUNDS</b>						
165 Salary Reduction	\$ 4,748,657.83	\$ 3,212,881.37	\$ 6,813,981.43	\$ 1,147,557.77	\$ 4,216.98	\$ 1,151,774.75
16C Real Estate/Property Tax Admin Assistance	45,380.00	64,057.50	45,380.00	64,057.50	.....	64,057.50
17A County Enhanced 911 Excise Tax	4,977,288.28	.....	(1,295,096.71)	6,272,384.99	.....	6,272,384.99
525 Washington State Combined Fund Drive	705,147.23	355,501.01	40,517.19	1,020,131.05	64,282.49	1,084,413.54
660 Natural Resources Deposit	59,154,399.42	27,247,665.64	29,522,499.27	56,879,565.79	227,544.91	57,107,110.70

# RECEIPTS AND DISBURSEMENTS FOR TREASURER'S TRUST FUNDS

	March 1, 2022	March 2022		March 31, 2022		
	Beginning Book Balance	Plus Receipts	Less Disbursements	Ending Book Balance	Outstanding Warrants	Ending Cash Balance
<b>CUSTODIAL FUNDS (Continued)</b>						
734 Centennial Document Preservation and Modernization	\$ 2,854,248.59	\$ 252,234.00	\$ .....	\$ 3,106,482.59	\$ .....	\$ 3,106,482.59
737 High Occupancy Vehicle	.....	.....	.....	.....	.....	.....
757 Maritime Historic Restoration and Preservation	5,881.72	983.33	.....	6,865.05	.....	6,865.05
797 Local Tourism Promotion	301,101.78	.....	(1,023,883.96)	1,324,985.74	.....	1,324,985.74
802 School Employees Salary Reduction	(520,918.68)	1,912,663.75	3,494,013.36	(2,102,268.29)	506.75	(2,101,761.54)
847 Separately Managed State Agency Investment	.....	.....	.....	.....	.....	.....
<b>TOTAL CUSTODIAL FUNDS</b>	<b>\$ 72,271,186.17</b>	<b>\$ 33,045,986.60</b>	<b>\$ 37,597,410.58</b>	<b>\$ 67,719,762.19</b>	<b>\$ 296,551.13</b>	<b>\$ 68,016,313.32</b>
<b>TOTAL TREASURER'S TRUST FUNDS</b>	<b>\$ 1,695,118,181.68</b>	<b>\$ 613,791,620.42</b>	<b>\$ 792,919,270.41</b>	<b>\$ 1,515,990,531.69</b>	<b>\$ 20,222,260.33</b>	<b>\$ 1,536,212,792.02</b>



# INVESTMENT STATEMENT

Fund / Account	March 1, 2022	Purchased	Maturities & Sales	Amortization	March 31, 2022
<b>Treasury &amp; Treasurer's Trust</b>					
Investments (trade date basis)	\$ 12,911,436,008.65	\$ 3,969,425,162.22	\$ 3,065,645,004.37	\$ (1,817,874.68)	\$ 13,813,398,291.82
Reverse Repurchase Agreements	.....	.....	.....	.....	.....
Purchased Accrued Interest	205,130.26	527,959.35	24,741.80	.....	708,347.81
<b>Total Treasury &amp; Treasurer's Trust</b>	<b>\$ 12,911,641,138.91</b>	<b>\$ 3,969,953,121.57</b>	<b>\$ 3,065,669,746.17</b>	<b>\$ (1,817,874.68)</b>	<b>\$ 13,814,106,639.63</b>
<b>Local Government Investment Pool</b>					
Investments (trade date basis)	\$ 20,593,626,655.80	\$ 71,387,915,081.27	\$ 70,750,191,416.39	\$ 1,928,824.96	\$ 21,233,279,145.64
Reverse Repurchase Agreements	.....	.....	.....	.....	.....
Purchased Accrued Interest	.....	3,797.22	2,347.22	.....	1,450.00
<b>Total Local Government Investment Pool</b>	<b>\$ 20,593,626,655.80</b>	<b>\$ 71,387,918,878.49</b>	<b>\$ 70,750,193,763.61</b>	<b>\$ 1,928,824.96</b>	<b>\$ 21,233,280,595.64</b>
<b>Separately Managed Accounts</b>					
Investments (trade date basis)	\$ 876,602,894.07	\$ 52,611,904.12	\$ 45,882,336.01	\$ (121,569.11)	\$ 883,210,893.07
Purchased Accrued Interest	13,356.58	3,034.27	446.43	.....	15,944.42
<b>Total Separately Managed Accounts</b>	<b>\$ 876,616,250.65</b>	<b>\$ 52,614,938.39</b>	<b>\$ 45,882,782.44</b>	<b>\$ (121,569.11)</b>	<b>\$ 883,226,837.49</b>
<b>Total All Accounts</b>	<b>\$ 34,381,884,045.36</b>	<b>\$ 75,410,486,938.45</b>	<b>\$ 73,861,746,292.22</b>	<b>\$ (10,618.83)</b>	<b>\$ 35,930,614,072.76</b>

## INVESTMENT INTEREST INCOME AND CAPITOL GAINS

Fund / Account	March 2022	March 2021	Fiscal Year 2022	Fiscal Year 2021
<b>Treasury &amp; Treasurer's Trust</b>				
Cash	\$ 11,120,110.62	\$ 10,355,330.92	\$ 85,414,911.40	\$ 71,309,386.98
Custody Bank Fees	(9,852.02)	(4,981.95)	(85,996.31)	(45,900.83)
Other Bank Fees	(15,821.45)	(6,324.90)	(34,692.57)	(26,726.23)
Amortization	(1,817,874.68)	(574,752.24)	(22,519,393.40)	(988,232.06)
Accrued Interest	(2,012,921.16)	(3,502,766.00)	(1,687,436.02)	(5,668,377.26)
Gains and Losses	966,379.62	80,942.11	4,871,581.88	12,456,484.49
<b>Total Treasury &amp; Treasurer's Trust</b>	<b>\$ 8,230,020.93</b>	<b>\$ 6,347,447.94</b>	<b>\$ 65,958,974.98</b>	<b>\$ 77,036,635.09</b>
<b>Local Government Investment Pool</b>				
Cash	\$ 1,127,737.92	\$ 1,500,512.38	\$ 15,626,053.18	\$ 15,973,402.60
Amortization	1,928,824.96	686,356.20	5,009,821.42	15,840,963.43
Accrued Interest	892,237.28	(128,095.87)	(1,286,588.51)	(1,292,479.28)
Gains and Losses	11,344.76	28,888.81	124,883.90	438,288.37
<b>Total Local Government Investment Pool</b>	<b>\$ 3,960,144.92</b>	<b>\$ 2,087,661.52</b>	<b>\$ 19,474,169.99</b>	<b>\$ 30,960,175.12</b>
<b>Separately Managed Accounts</b>				
Cash	\$ 908,162.45	\$ 999,690.95	\$ 5,155,420.19	\$ 5,369,862.18
Amortization	(121,569.11)	(16,443.42)	(856,139.57)	97,291.68
Accrued Interest	(234,199.24)	(525,972.32)	104,281.51	(780,085.34)
Gains and Losses	.....	53,615.28	154,797.24	764,855.01
<b>Total Separately Managed Accounts</b>	<b>\$ 552,394.10</b>	<b>\$ 510,890.49</b>	<b>\$ 4,558,359.37</b>	<b>\$ 5,451,923.53</b>
<b>Total All Accounts</b>	<b>\$ 12,742,559.95</b>	<b>\$ 8,945,999.95</b>	<b>\$ 89,991,504.34</b>	<b>\$ 113,448,733.74</b>



MIKE PELLICCIOTTI  
STATE TREASURER  
PO BOX 40200  
OLYMPIA WA 98504-0200

---

