



Washington State Treasurer's Monthly Report

May 2022



MIKE PELLICCIOTTI
State Treasurer

In accordance with the Americans with Disabilities Act, this publication will be made available in alternate formats upon request to the Office of the State Treasurer, Legislative Building, 2nd Floor, Olympia, Washington 98504-0200, telephone (360) 902-9000, fax (360) 902-9037 or TTY Users Call: 7-1-1. Web Site: <http://tre.wa.gov>.

Cover photo taken by Treasurer's Office staff.

TABLE OF CONTENTS

	<i>Page</i>
State Treasurer’s Letter	1
General Fund	2
Treasury, Treasurer’s Trust and Local Government Investment Pool Flow Chart	3
Treasury & Treasurer’s Trust, Treasury and Treasurer’s Trust Charts	4
General Fund and Local Government Investment Pool Charts	5
Receipts and Disbursements for Treasury Funds	6
Receipts and Disbursements for Treasurer’s Trust Funds	19
Investment Statement	29
Investment Interest Income and Capital Gains	30



Mike Pellicciotti

State Treasurer

**State of Washington
Office of the Treasurer**

Legislative Building
P.O. Box 40200
Olympia, Washington 98504

(360) 902-9000 · TTY 7-1-1

FAX (360) 902-9037

Home Page <http://tre.wa.gov>



Fellow Washingtonians,

I am pleased to report on the operations of the Office of the State Treasurer for the month of May 2022. At the close of the month, the total of the treasury & treasurer's trust book balances was \$17.7 billion with investment earnings distributed for the month of \$11.8 million.

Sincerely,

A handwritten signature in blue ink that reads "Mike Pellicciotti". The signature is fluid and cursive.

Mike Pellicciotti
Washington State Treasurer

GENERAL FUND

CURRENT MONTH AND FISCAL YEAR TO DATE COMPARISON

(In Millions)

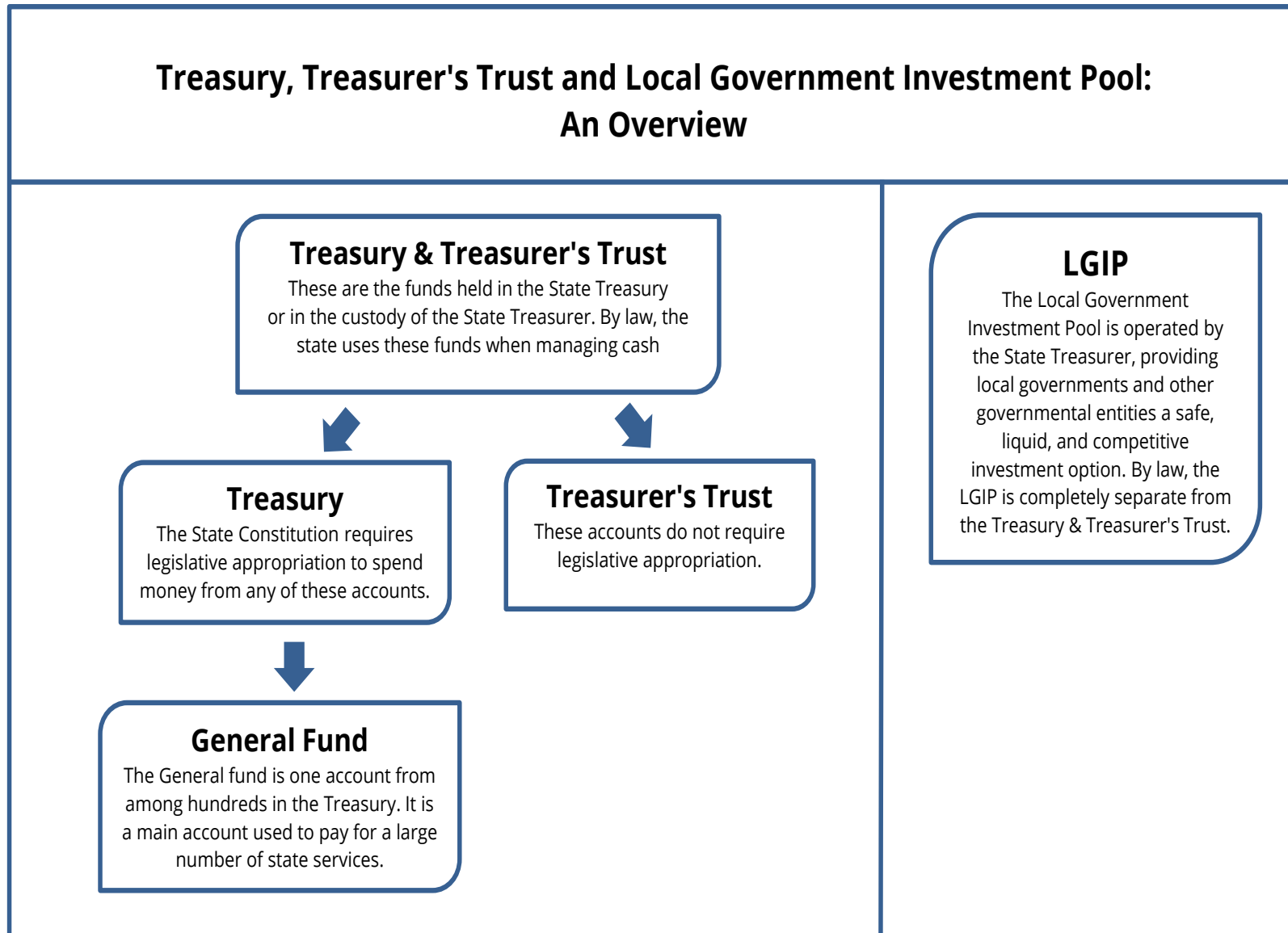
	Month of May		Fiscal Year to Date	
	2022	2021	2022	2021
Beginning Book Balance	\$ 3,199.213	\$ (1,046.922)	\$ 4,614.636	\$ 2,427.397
Cash Revenue	5,137.951	7,261.580	42,268.637	40,786.695
Other Cash Receipts	160.271	425.377	2,978.074	4,037.030
Total Cash Receipts	5,298.222	7,686.957	45,246.711	44,823.725
Total Cash Disbursements	5,346.177	3,449.344	46,710.089	44,060.431
Ending Book Balance	\$ 3,151.258	\$ 3,190.691	\$ 3,151.258	\$ 3,190.691
Cash Revenue				
Bond Retirement & Interest	\$ 0.000	\$ 0.000	\$ (0.269)	\$ (0.281)
Secretary of State	4.649	4.120	49.468	43.932
Department of Revenue:				
Retail Sales Tax	1,198.894	1,115.490	12,746.206	11,344.391
Business & Occupation Tax	489.257	451.277	5,156.074	4,538.184
Compensating Tax	76.004	77.267	815.662	758.334
Cigarette Tax	32.036	28.391	259.161	293.120
Public Utility Tax	40.789	41.864	447.871	382.090
Various Other Revenue	0.320	19.336	385.432	598.092
Insurance Commission	3.101	2.217	513.237	427.019
Liquor and Cannabis Board	2.870	2.520	148.682	139.373
Department of Licensing:				
Excise Tax – Other	0.012	0.021	0.146	0.181
Various Other Revenue	5.901	5.275	18.674	19.175
Department of Social & Health Services	4.991	3.477	42.461	35.952
Universities & Colleges	(203.817)	0.001	(203.818)	0.007
Treasurer's Transfers	4.832	(14.227)	(49.040)	(40.983)
Counties:				
Property Tax	1,728.209	1,699.511	4,077.090	4,127.889
Real Estate Excise Tax	207.725	151.421	2,192.149	1,548.662
Various Other Revenue	2.690	4.098	31.303	38.682
Federal Grants-In-Aid (All Agencies)	1,635.687	4,095.435	15,323.021	16,093.335
Revenues Distributed to Local Governments	(8.407)	(4.895)	(95.430)	(56.953)
Other Agencies' Cash Revenue	(87.792)	(421.019)	410.557	496.494
Total Cash Revenue	\$ 5,137.951	\$ 7,261.580	\$ 42,268.637	\$ 40,786.695

Source: Agency Financial Reporting System (AFRS).

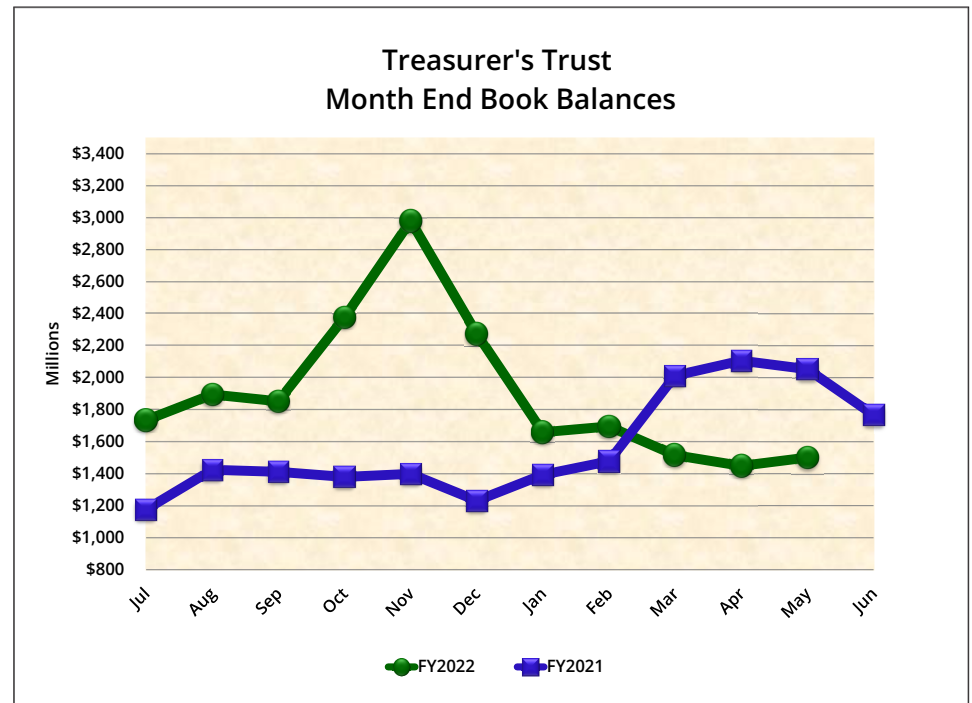
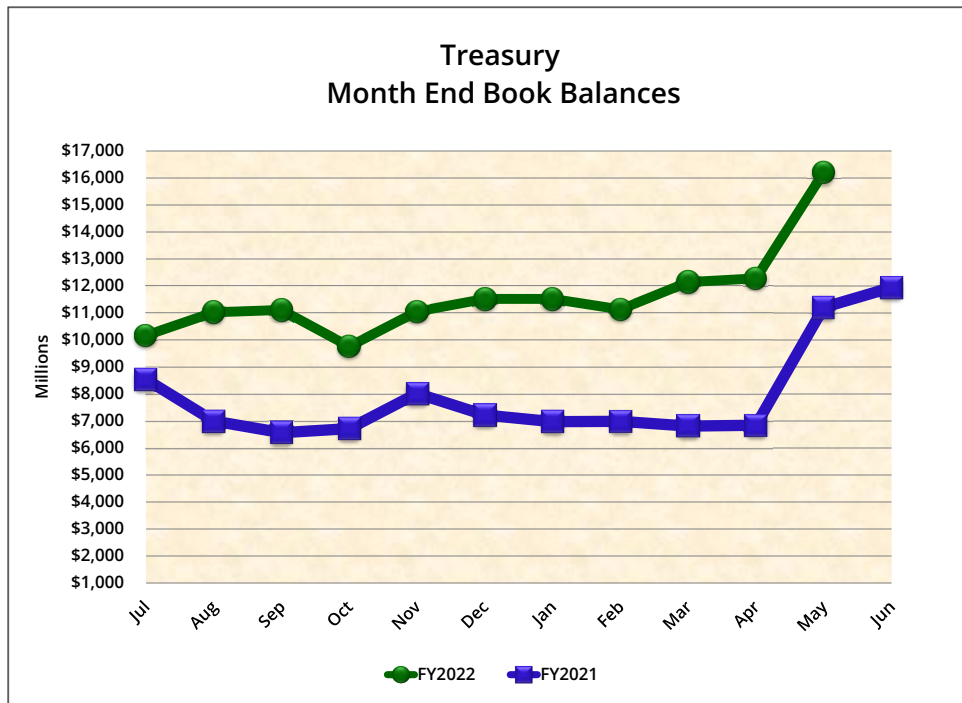
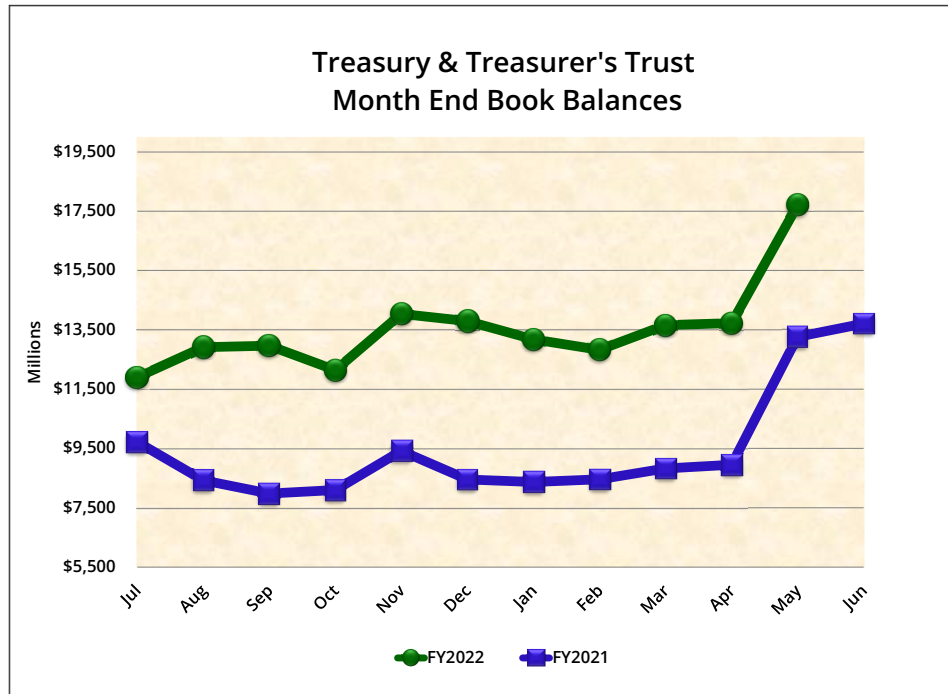
TREASURY, TREASURER'S TRUST AND LGIP FLOW CHART

The State Treasurer is charged with the cash management of public funds, which includes two categories of state funds and accounts: (1) funds and accounts located in the state treasury, which are subject to legislative appropriation; and (2) Treasurer's trust funds, which are accounts placed in the custody of the State Treasurer, and not typically subject to legislative appropriation. Funds within these accounts are commingled for investment and cash management purposes.

This flow chart describes the structure of the Treasury and Treasurer's Trust Accounts. Month end balances of these accounts are shown on pages 4 and 5.

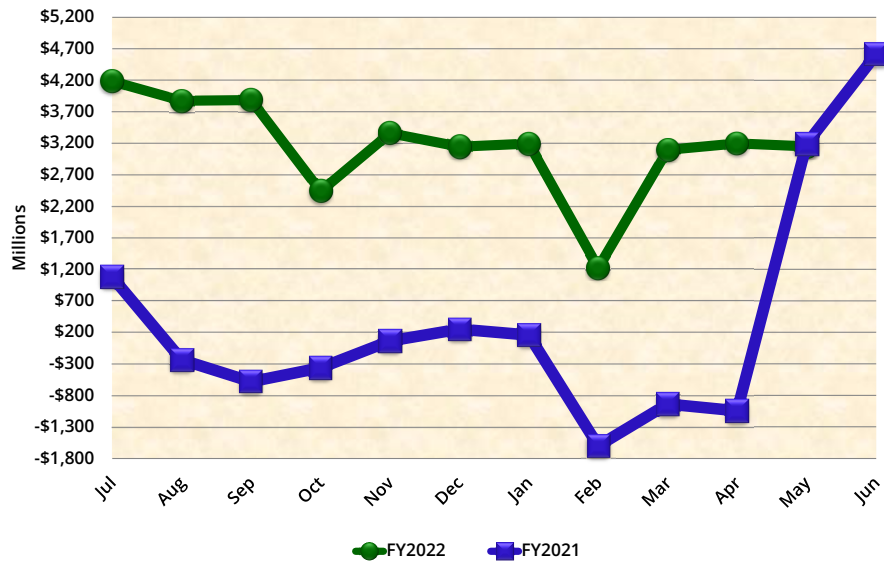


TREASURY & TREASURER'S TRUST AND TREASURY AND TREASURER'S TRUST CHART

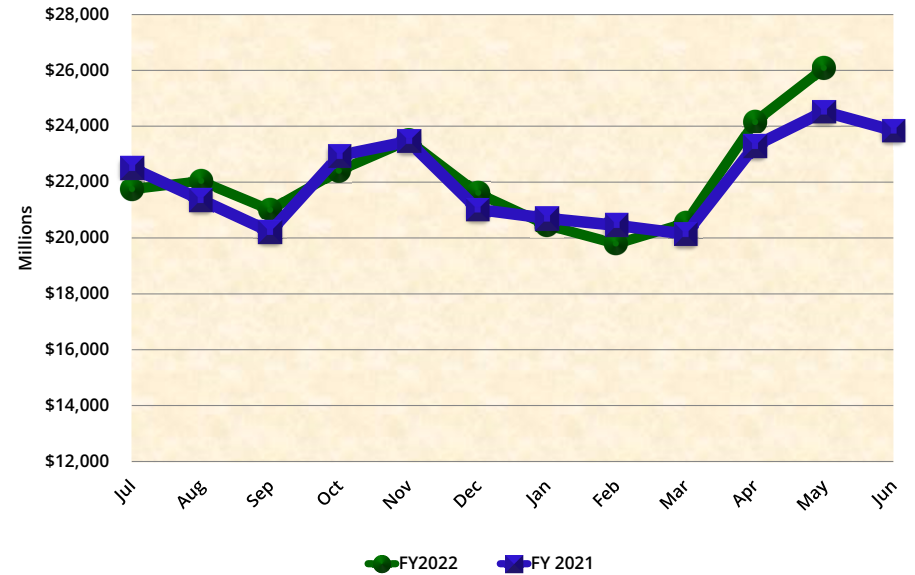


GENERAL FUND AND LOCAL GOVERNMENT INVESTMENT POOL CHARTS

General Fund Month End Book Balances

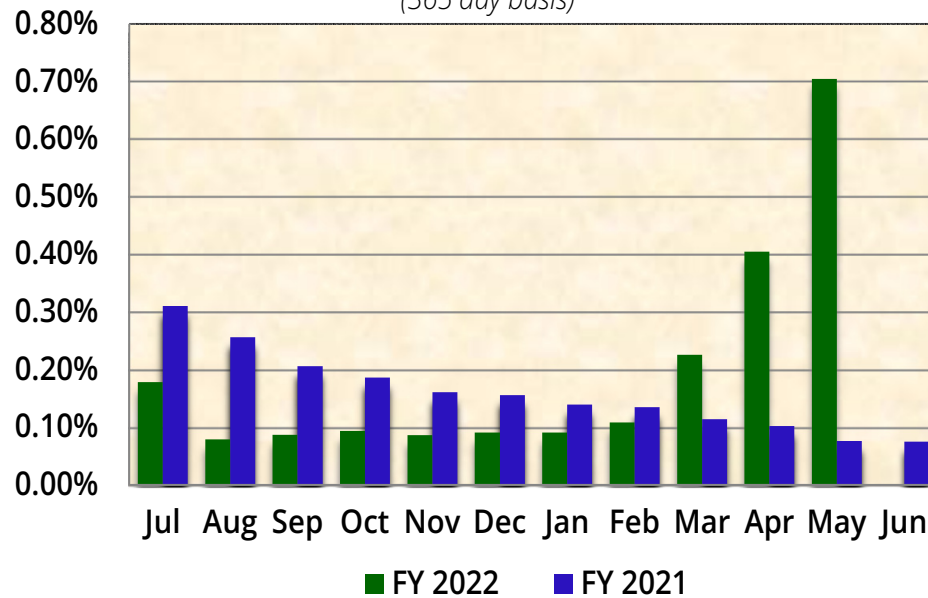


Local Government Investment Pool Month End Book Balances



LGIP Net Yield

(365 day basis)



RECEIPTS AND DISBURSEMENTS FOR TREASURY FUNDS

	May 1, 2022		May 2022		May 31, 2022		
	Beginning Book Balance		Plus Receipts	Less Disbursements	Ending Book Balance	Outstanding Warrants	Ending Cash Balance
GENERAL FUND							
001 General	\$ 3,199,213,081.35	\$	5,298,222,324.13	\$ 5,346,176,753.24	\$ 3,151,258,652.24	\$ 74,212,022.78	\$ 3,225,470,675.02
018 Millersylvania Park Current	5,210.50				5,210.50		5,210.50
01E Geothermal	93,783.70				93,783.70		93,783.70
01N Institutional Impact	19,144.72				19,144.72		19,144.72
02P Flood Control Assistance	3,361,700.69			117,167.69	3,244,533.00		3,244,533.00
031 State Investment Board Expense	7,223,893.11		2,010,354.38	2,142,475.27	7,091,772.22		7,091,772.22
032 State Emergency Water Projects Revolving	221,616.92				221,616.92		221,616.92
03A Excess Earnings							
03L County Criminal Justice Assistance	2,451,879.87		332,767.58	140,830.00	2,643,817.45	235.87	2,644,053.32
03M Municipal Criminal Justice Assistance	175,831.90		287.78	48,882.80	127,236.88	104.84	127,341.72
04L Public Health Services	6.69				6.69		6.69
051 State and Local Improvements Revolving	26,744.33				26,744.33		26,744.33
055 State & Local Improve Revolving (Waste Disp Facilities, 1980)	2,639.01				2,639.01		2,639.01
05C Criminal Justice Treatment	3,926,889.26			914,213.37	3,012,675.89		3,012,675.89
05M Tourism Development and Promotion							
070 Outdoor Recreation	(21,076.74)		1,466,510.75	1,430,490.95	14,943.06		14,943.06
072 State & Local Improve Revolving (Water Supply Facilities)	825,303.88				825,303.88		825,303.88
09C Farm and Forest	(1,131.89)		13,889.77	12,757.88			
09G Riparian Protection							
09R Economic Development Strategic Reserve	6,218,956.53			405,339.01	5,813,617.52		5,813,617.52
10K Veterans Innovation Program	14,382.82				14,382.82		14,382.82
10P Columbia River Basin Water Supply Development	3,516,694.57		1,639.56	286,015.81	3,232,318.32		3,232,318.32
10T Hood Canal Aquatic Rehabilitation Bond							
11F Reinvesting in Youth	5.98				5.98		5.98
11N Heritage Barn Preservation							
11W Water Quality Capital	34,227.10				34,227.10		34,227.10
125 Site Closure	35,909,405.92		17,736.92	27,278.68	35,899,864.16		35,899,864.16
12J Boating Activities							
12K Puget Sound Scientific Research							
12R Independent Youth Housing							
14B Budget Stabilization	34,420,368.38		16,042.46		34,436,410.84		34,436,410.84
14C Puget Sound Recovery							
14H Community Preservation & Development Authority	506,051.19		2,000,000.00	966.69	2,505,084.50		2,505,084.50
15J Building Communities							
15K Columbia River Water Delivery	16,173.66				16,173.66		16,173.66

RECEIPTS AND DISBURSEMENTS FOR TREASURY FUNDS

	May 1, 2022		May 2022		May 31, 2022		
	Beginning Book Balance		Plus Receipts	Less Disbursements	Ending Book Balance	Outstanding Warrants	Ending Cash Balance
GENERAL FUND (Continued)							
15R Evergreen Job Training	\$	\$	\$	\$	\$	\$	\$
16V Water Rights Processing	82,087.33		200.00	82,287.33	82,287.33
177 Judicial Retirement Administrative
17C Opportunity Express Account	62,171.42		62,171.42	62,171.42
17E State Efficiency and Restructuring
17F Washington Opportunity Pathways	126,465,422.80		12,789,167.48	21,508,814.76	117,745,775.52	114,437.39	117,860,212.91
17K Basic Health Plan Stabilization
18H Opportunity Expansion	326.64		326.64	326.64
19K Yakima Integrated Plan Implementation
19L Charter Schools Oversight	497,240.05		190,873.26	98,757.46	589,355.85	1,739.46	591,095.31
19N Diesel Idle Reduction
20C Yakima Integrated Plan Implementation Taxable Bond
20F Invest in Washington
21B Chehalis Basin
21D Dairy Nutrient Infrastructure
21P Sexual Assault Prevention and Response
21R DCYF Contracted Services Performance Improvement
22C Early Learning Facilities Revolving	(25.50)		171,348.96	172,501.57	(1,178.11)	(1,178.11)
22D Early Learning Facilities Development
22T Statewide Tourism Marketing	5,437,254.93		224,077.32	49,681.97	5,611,650.28	5,611,650.28
23H Defense Community Compatibility
23J Statewide Broadband	27,512,364.84		12,828.20	20,260.08	27,504,932.96	27,504,932.96
244 Habitat Conservation	(501,058.91)		2,003,651.39	1,502,592.48
24H Career Connected Learning
24M Climate Resiliency
24U Sustainable Farms and Fields
253 Education Construction	22,416.65		10.45	22,427.10	22,427.10
25C Elementary & Secondary School Emergency Relief III	(119,187.89)		27,508,703.86	27,411,298.23	(21,782.26)	32,156.30	10,374.04
25D Manufacturing and Warehousing Job Centers	1,687,583.01		1,687,583.01	1,687,583.01
25F Forest Resiliency	4,658,992.64		144,101.83	4,514,890.81	173.73	4,515,064.54
25G Manufacturing Cluster Acceleration	1,405,000.00		1,405,000.00	1,405,000.00
25H Fair Start for Kids
25P Wildfire Response, Forest Restoration, and Community Resilience
26H Washington State Leadership Board
26K School Seismic Safety Grant Program

RECEIPTS AND DISBURSEMENTS FOR TREASURY FUNDS

	May 1, 2022	May 2022		May 31, 2022		
	Beginning Book Balance	Plus Receipts	Less Disbursements	Ending Book Balance	Outstanding Warrants	Ending Cash Balance
GENERAL FUND (Continued)						
26R Clean Energy Transition Workforce	\$	\$	\$	\$	\$	\$
26U Apple Health and Homes
26V Capital Community Assistance	2,219.24	(2,219.24)	(2,219.24)
27A Energy Efficiency Revolving Loan Capital
27B Electric Vehicle Incentive
27C Community Reinvestment
27F State Lands Dev Authority Capital
27G State Lands Dev Authority Operating
27K Digital Equity
291 Education Savings
355 State Taxable Building Construction	17,500,676.84	(171,570.56)	8,398,344.95	8,930,761.33	897,169.50	9,827,930.83
359 School Constr & Skill Ctrs Bldg	37,601.47	37,601.47	37,601.47
489 Pension Funding Stabilization	14,606,665.84	6,887.63	14,613,553.47	14,613,553.47
548 LEOFF System Plan 2 Expense	136,742.78	145,099.59	136,775.23	145,067.14	441.67	145,508.81
706 Coronavirus State Fiscal Recovery Fund	1,086,277,727.91	2,213,864,692.95	321,555,436.46	2,978,586,984.40	89,478.64	2,978,676,463.04
707 Washington Rescue Plan Transition	1,000,000,000.00	1,000,000,000.00	1,000,000,000.00
828 Tobacco Prevention and Control	966,649.66	450.79	11,151.00	955,949.45	955,949.45
830 Agricultural College Trust Management	1,417,873.78	1.39	54,033.82	1,363,841.35	1,248.60	1,365,089.95
TOTAL GENERAL FUND	\$ 5,586,316,309.74	\$ 7,560,827,976.04	\$ 5,732,769,140.47	\$ 7,414,375,145.31	\$ 75,349,208.78	\$ 7,489,724,354.09
SPECIAL REVENUE FUNDS						
002 Hospital Data Collection	\$ 118,341.33	\$	\$ 10,579.14	\$ 107,762.19	\$	\$ 107,762.19
003 Architects' License	939,430.99	60,699.13	38,208.18	961,921.94	961,921.94
007 Winter Recreational Program	3,472,427.24	77,397.00	436,930.47	3,112,893.77	19,161.20	3,132,054.97
014 Forest Development	20,294,042.33	2,210.96	(1,192,700.59)	21,488,953.88	25,872.44	21,514,826.32
01B ORV & Non-Highway Vehicle Account	1,111,932.52	313,713.20	349,266.23	1,076,379.49	3,367.59	1,079,747.08
01M Snowmobile	3,112,984.61	418,792.75	236,147.35	3,295,630.01	16,922.21	3,312,552.22
024 Professional Engineers'	1,493,204.16	169,529.40	177,273.46	1,485,460.10	994.19	1,486,454.29
025 Pilotage	(138,950.04)	342,094.61	154,904.12	48,240.45	8,000.00	56,240.45
026 Real Estate Commission	3,771,598.00	772,225.34	354,663.03	4,189,160.31	807.23	4,189,967.54
027 Reclamation	5,762,643.05	118,833.57	171,033.36	5,710,443.26	24,175.00	5,734,618.26
02A Surveys and Maps	721,241.22	65,821.46	64,241.28	722,821.40	722,821.40
02G Health Professions	27,436,587.13	7,234,262.49	3,793,025.96	30,877,823.66	28,857.40	30,906,681.06
02H Business Enterprises Revolving	794,568.25	36,056.98	47,741.81	782,883.42	406.96	783,290.38
02J Certified Public Accountants'	4,047,039.97	205,465.00	115,133.67	4,137,371.30	4,137,371.30
02K Death Investigations	1,714,575.69	635,171.38	252,006.66	2,097,740.41	1,814.50	2,099,554.91

RECEIPTS AND DISBURSEMENTS FOR TREASURY FUNDS

	May 1, 2022		May 2022		May 31, 2022		
	Beginning Book Balance		Plus Receipts	Less Disbursements	Ending Book Balance	Outstanding Warrants	Ending Cash Balance
SPECIAL REVENUE FUNDS (Continued)							
02M Essential Rail Assistance	\$ 608,965.21	\$	15,731.79	\$ 20,022.53	\$ 604,674.47	\$ 19,889.00	\$ 624,563.47
02N Parkland Acquisition	93,641.19				93,641.19		93,641.19
02R Aquatic Lands Enhancement	11,042,350.10		1,618.95	288,321.86	10,755,647.19	119,930.30	10,875,577.49
02W Timber Tax Distribution	1,381,741.08		10,004,977.56	11,130,267.60	256,451.04	174,295.50	430,746.54
030 Landowner Contingency Forest Fire Suppression	(2,166,738.67)		16.03	(1,126,264.64)	(1,040,458.00)		(1,040,458.00)
039 Aeronautics	4,801,906.72		418,824.28	158,020.57	5,062,710.43	6,223.26	5,068,933.69
03B Asbestos	1,171,287.10		34,627.50	23,433.45	1,182,481.15		1,182,481.15
03C Emergency Medical Services and Trauma Care System Trust	9,130,146.80		904,294.92	1,064,394.88	8,970,046.84	7,474.50	8,977,521.34
03F Enhanced 911	8,188,918.02		2,383,910.91	785,785.52	9,787,043.41	55,704.61	9,842,748.02
03N Business License	11,509,131.52		3,215,885.13	2,894,191.33	11,830,825.32	121,973.88	11,952,799.20
03P Fire Service Trust	671,041.47		445.00		671,486.47	900.00	672,386.47
03R Safe Drinking Water	5,097,019.24		184,384.64	(213,921.01)	5,495,324.89	522.65	5,495,847.54
041 Resource Management Cost	19,282,041.47		13,170.09	(1,279,970.75)	20,575,182.31	128,533.29	20,703,715.60
042 Charitable, Educational, Penal, and Reformatory Institutions	5,218,597.47		2,741.58	(417,468.74)	5,638,807.79	64,005.18	5,702,812.97
044 Waste Reduction, Recycling, and Litter Control	13,986,742.51		1,162,896.23	1,134,623.83	14,015,014.91	11,657.01	14,026,671.92
045 State Vehicle Parking	(790,421.76)		2,455,484.58	305,358.04	1,359,704.78	369.23	1,360,074.01
048 Marine Fuel Tax Refund	260,504.71				260,504.71		260,504.71
04E Uniform Commercial Code	2,035,289.69		102,164.00	94,984.79	2,042,468.90	357.10	2,042,826.00
04H Surface Mining Reclamation	2,254,762.95		203.04	(61,113.45)	2,316,079.44		2,316,079.44
04M Recreational Fisheries Enhancement	1,205,095.05		289,494.64	190,953.08	1,303,636.61	6,406.89	1,310,043.50
04R Drinking Water Assistance	131,923,608.60		1,382,557.50	2,513,038.67	130,793,127.43	8,571.06	130,801,698.49
04V Vehicle License Fraud	432,628.20		3,245.67		435,873.87		435,873.87
04W Waterworks Operator Certification	1,336,363.83		122,417.00	100,135.68	1,358,645.15	352.74	1,358,997.89
058 Public Works Assistance	19,264,160.21		46,220,483.61	886,100.30	64,598,543.52	10,056.60	64,608,600.12
05H Disaster Response	(30,437,556.75)		3,595.00	25,893,598.92	(56,327,560.67)	1,252,990.60	(55,074,570.07)
05R Drinking Water Assistance Administrative	3,838,966.36		576,868.55	43,586.25	4,372,248.66		4,372,248.66
05W State Drought Preparedness and Response	2,288,618.90				2,288,618.90		2,288,618.90
06A Salmon Recovery	27,893.34				27,893.34		27,893.34
06G Real Estate Appraiser Commission	661,502.86		74,155.45	61,380.28	674,278.03	1,012.10	675,290.13
06K Lead Paint	176,025.58		4,375.00	50.84	180,349.74		180,349.74
06L Business and Professions	6,105,426.73		846,866.03	714,447.45	6,237,845.31	3,801.27	6,241,646.58
06R Real Estate Research	817,927.47		22,870.00	162.00	840,635.47	10.00	840,645.47
06T License Plate Technology	1,318,423.33		172,648.24	(387.06)	1,491,458.63	23.24	1,491,481.87
071 Warm Water Game Fish	1,439,969.42		281,834.19	114,098.21	1,607,705.40	5.48	1,607,710.88
07W Domestic Violence Prevention	2,150,821.62		91,813.07	53,195.63	2,189,439.06	8,347.73	2,197,786.79

RECEIPTS AND DISBURSEMENTS FOR TREASURY FUNDS

	May 1, 2022		May 2022		May 31, 2022		
	Beginning Book Balance		Plus Receipts	Less Disbursements	Ending Book Balance	Outstanding Warrants	Ending Cash Balance
SPECIAL REVENUE FUNDS (Continued)							
080 Grade Crossing Protective	\$ 200,121.55	\$	93.27	\$	\$ 200,214.82	\$	\$ 200,214.82
081 State Patrol Highway	27,561,544.30		20,278,072.92	18,585,295.91	29,254,321.31	104,932.93	29,359,254.24
082 Motorcycle Safety Education	3,220,899.90		240,124.58	121,751.52	3,339,272.96	32.10	3,339,305.06
084 Building Code Council	1,100,124.11		75,421.43	58,527.57	1,117,017.97	1,117,017.97
086 Fire Service Training	(2,082,961.28)		4,896,931.90	949,826.21	1,864,144.41	24,901.82	1,889,046.23
087 Park Land Trust Revolving	3,027,073.32		239,974.05	260,697.41	3,006,349.96	3,194.94	3,009,544.90
08A Education Legacy Trust	985,800,142.98		57,919,980.20	15,654,060.30	1,028,066,062.88	434,192.46	1,028,500,255.34
08H Military Department Rental and Lease	4,889,497.70		60,597.47	19,831.92	4,930,263.25	4,930,263.25
08K Problem Gambling	751,199.20		38,809.20	137,582.97	652,425.43	10,000.00	662,425.43
08M Small City Pavement and Sidewalk	1,115,126.76		80,790.68	69,558.00	1,126,359.44	1,126,359.44
08R Waste Tire Removal	3,749,425.12		298,297.36	9,982.98	4,037,739.50	4,037,739.50
094 Transportation Infrastructure	5,957,947.98		119,174.97	125,642.40	5,951,480.55	5,951,480.55
095 Electrical License	16,145,075.60		4,921,990.47	2,265,260.60	18,801,805.47	21,396.93	18,823,202.40
096 Highway Infrastructure	2,071,511.08		965.48	2,072,476.56	2,072,476.56
097 Recreational Vehicle	3,777,011.78		95,557.58	(798.51)	3,873,367.87	6.00	3,873,373.87
099 Puget Sound Capital Construction	(2,764,321.58)		40,945,569.43	(1,403,047.22)	39,584,295.07	46,060.22	39,630,355.29
09E Freight Mobility Investment	10,742,782.51		5,017.10	47,401.55	10,700,398.06	3,250.00	10,703,648.06
09H Transportation Partnership	(42,908,972.13)		(3,778,920.75)	4,166,288.04	(50,854,180.92)	57,424.96	(50,796,755.96)
09P City-County Assistance	2,651,066.56		2,735,696.61	128.80	5,386,634.37	128.80	5,386,763.17
09T Washington Main Street Trust Fund	52,138.16		52,138.16	52,138.16
102 Rural Arterial Trust	17,199,881.50		1,590,142.89	493,664.23	18,296,360.16	43.75	18,296,403.91
104 Limited Fish And Wildlife	14,231,776.25		2,994,339.84	2,409,965.98	14,816,150.11	7,895.93	14,824,046.04
106 Highway Safety	67,523,840.03		13,022,981.99	9,768,685.13	70,778,136.89	93,109.36	70,871,246.25
107 Liquor Excise Tax	4,581,835.02		4,059,576.60	39,915.79	8,601,495.83	8,601,495.83
108 Motor Vehicle	486,893,877.89		89,483,720.75	170,697,165.65	405,680,432.99	4,422,687.50	410,103,120.49
109 Puget Sound Ferry Operations	(38,442,602.74)		21,579,498.11	26,745,986.65	(43,609,091.28)	518,677.84	(43,090,413.44)
10A Aquatic Algae Control	537,009.69		47,952.00	25,230.40	559,731.29	1.00	559,732.29
10B Home Security Fund	134,163,466.80		9,343,751.22	2,956,671.79	140,550,546.23	240.00	140,550,786.23
10G Water Rights Tracking System	232,837.62		232,837.62	232,837.62
110 Special Wildlife	6,907,013.27		19,654.93	148,109.88	6,778,558.32	28,047.48	6,806,605.80
111 Public Service Revolving	4,767,998.58		12,548,924.56	1,772,995.53	15,543,927.61	16,384.62	15,560,312.23
113 Common School Construction	57,520,092.44		452,681.77	(5,018,017.56)	62,990,791.77	137,571.21	63,128,362.98
116 Basic Data	7,709.01		7,709.01	7,709.01
119 Unemployment Compensation Administration	(1,046,908.45)		24,416,848.50	23,672,124.26	(302,184.21)	13,509,684.47	13,207,500.26
11B Regional Mobility Grant Program	63,217,152.15		30,134.69	288,620.37	62,958,666.47	62,958,666.47

RECEIPTS AND DISBURSEMENTS FOR TREASURY FUNDS

	May 2022			May 31, 2022		
	Beginning Book Balance	Plus Receipts	Less Disbursements	Ending Book Balance	Outstanding Warrants	Ending Cash Balance
SPECIAL REVENUE FUNDS (Continued)						
11E Freight Mobility Multimodal	\$ 8,755,037.98	\$ 4,081.04	\$ 1,108.31	\$ 8,758,010.71	\$	\$ 8,758,010.71
11H Forest and Fish Support	6,631,479.06	605,642.33	334,737.71	6,902,383.68	6,902,383.68
11K Washington Auto Theft Prevention Authority	(653,514.44)	244,619.46	161,658.44	(570,553.42)	(570,553.42)
120 Administrative Contingency	24,846,651.99	1,087,164.60	439,710.25	25,494,106.34	25,494,106.34
12C Affordable Housing For All	31,008,590.66	2,401,518.10	2,917,011.40	30,493,097.36	30,493,097.36
12M Charitable Organization Education	1,622,539.07	50,740.00	7,624.69	1,665,654.38	1,665,654.38
12T Traumatic Brain Injury	1,392,995.91	115,570.94	122,941.87	1,385,624.98	6,600.00	1,392,224.98
134 Employment Services Administrative	38,468,552.22	2,728,760.78	1,980,985.85	39,216,327.15	3,968.73	39,220,295.88
138 Insurance Commissioner's Regulatory	16,065,450.85	234,942.45	2,510,425.87	13,789,967.43	5,571.27	13,795,538.70
144 Transportation Improvement	40,981,016.01	7,816,236.10	4,616,619.94	44,180,632.17	22.65	44,180,654.82
146 Firearms Range	1,741,336.59	31,058.64	850.72	1,771,544.51	1,987.93	1,773,532.44
14A Wildlife Rehabilitation	535,361.51	17,532.77	27,263.47	525,630.81	1.67	525,632.48
14G Ballast Water and Biofouling Management	38,156.87	200.00	37,956.87	37,956.87
14M Financial Fraud & ID Theft	2,288,334.97	144,420.00	442,333.30	1,990,421.67	1,990,421.67
14R Military Active State Service	371,799.65	15,462.63	356,337.02	356,337.02
14V Ignition Interlock Device	770,185.19	405,330.50	211,207.46	964,308.23	964,308.23
150 Low-Income Weatherization/ Structural Rehabilitation Assistance	1,560,929.40	728.46	4,955.34	1,556,702.52	1,556,702.52
153 Rural Mobility Grant Program	9,023,272.95	4,294.14	1,683,237.64	7,344,329.45	587,658.57	7,931,988.02
154 New Motor Vehicle Arbitration	1,221,570.93	56,456.00	51,994.60	1,226,032.33	1,226,032.33
158 Aquatic Land Dredged Material Disposal Site	421,167.26	421,167.26	421,167.26
159 Parks Improvement	717,849.15	68,143.08	27,354.55	758,637.68	1,013.75	759,651.43
15H Cleanup Settlement	57,365,207.12	26,765.44	308,120.08	57,083,852.48	57,083,852.48
15M Biotoxin	449,960.11	162,017.42	56,135.62	555,841.91	972.00	556,813.91
160 Wood Stove Education and Enforcement	666,068.57	12,627.73	37,737.90	640,958.40	640,958.40
162 Farm Labor Contractor	155,697.23	1,175.00	156,872.23	156,872.23
167 Natural Resources Conservation Areas Stewardship	536,962.70	(2,452.12)	539,414.82	539,414.82
16A Judicial Stabilization Trust	1,798,728.81	2,343,108.46	3,519.50	4,138,317.77	4,138,317.77
16J SR 520 Corridor	98,785,722.25	(4,605,192.90)	(3,505,247.57)	97,685,776.92	1,027.39	97,686,804.31
16M Appraisal Management Company	505,442.60	4,125.00	6,265.51	503,302.09	20.00	503,322.09
16P Marine Resources Stewardship Trust	24,888.10	11.60	24,899.70	24,899.70
16W Hospital Safety Net Assessment	77,811,584.99	23,327,189.06	45,676,831.89	55,461,942.16	55,461,942.16
172 Basic Health Plan Trust	8,781,699.00	8,781,699.00	8,781,699.00
176 Water Quality Permit	25,445,559.75	702,004.41	1,711,616.53	24,435,947.63	9,304.82	24,445,252.45
17B Home Visiting Services	7,862,938.62	1,084,518.38	2,141,458.45	6,805,998.55	78,121.89	6,884,120.44
17N Complete Streets Grant Program	5,697,856.00	9,168,750.00	14,866,606.00	14,866,606.00

RECEIPTS AND DISBURSEMENTS FOR TREASURY FUNDS

	May 1, 2022		May 2022		May 31, 2022		
	Beginning Book Balance		Plus Receipts	Less Disbursements	Ending Book Balance	Outstanding Warrants	Ending Cash Balance
SPECIAL REVENUE FUNDS (Continued)							
17P SR520 Civil Penalties	\$ 6,652,708.02	\$	(90.11)	\$ (8,861.11)	\$ 6,661,479.02	\$	\$ 6,661,479.02
17T Health Benefit Exchange	16,942,397.65		507,436.27	60,282.84	17,389,551.08	17,389,551.08
17W Limousine Carriers	76,077.56		76,077.56	76,077.56
182 Underground Storage Tank	2,435,149.05		232,490.63	181,192.02	2,486,447.66	903.45	2,487,351.11
186 County Arterial Preservation	900,181.34		1,221,340.08	1,282,567.15	838,954.27	125.00	839,079.27
18J Capital Vessel Replacement	42,485,842.00		2,698,822.30	21,746.87	45,162,917.43	422.58	45,163,340.01
18L Hydraulic Project Approval
199 Biosolids Permit	1,653,160.30		16,008.33	80,041.68	1,589,126.95	1,589,126.95
19A Medicaid Fraud Penalty	6,087,087.46		119,228.96	359,467.25	5,846,849.17	616.15	5,847,465.32
19C Forest Practice Application	110,771.48		48.09	(21,612.10)	132,431.67	132,431.67
19T DOL Technology Improvement and Data Management	816,923.16		43,982.02	29,909.89	830,995.29	830,995.29
19V Andy Hill Cancer Research Endowment Fund	9,749,826.48		798,876.21	228,658.18	10,320,044.51	10,320,044.51
200 Regional Fisheries Enhancement Salmonid Recovery	(47,136.40)		16,028.00	30,239.28	(61,347.68)	(61,347.68)
201 Department of Licensing Services	3,979,225.36		347,119.15	328,214.41	3,998,130.10	46.45	3,998,176.55
202 Medical Test Site Licensure	674,939.56		46,124.00	666,783.51	54,280.05	54,280.05
204 Volunteer Fire Fighters' and Reserve Officers' Administrative	2,361,814.03		9,745,921.19	75,977.76	12,031,757.46	865.69	12,032,623.15
207 Hazardous Waste Assistance	3,454,191.63		16,993.00	243,058.19	3,228,126.44	663.33	3,228,789.77
20B Brownfield Redevelopment Trust Fund
20H Connecting Washington	265,821,166.88		52,295,614.01	45,743,902.07	272,372,878.82	2,034,387.86	274,407,266.68
20J Electric Vehicle	15,558,351.50		1,543,130.11	20,174.69	17,081,306.92	225.00	17,081,531.92
20M Puget Sound Taxpayer Accountability	3,809,907.57		1,148,981.79	4,958,889.36	4,958,889.36
20N Transportation Future Funding Program	5,851,146.75		2,727.07	5,853,873.82	5,853,873.82
20R Radioactive Mixed Waste	1,296,499.14		848,577.59	793,740.27	1,351,336.46	4,054.05	1,355,390.51
20T PLIA Underground Storage Tank Revolving	18,373,915.50		10,537.15	56,996.86	18,327,455.79	209.96	18,327,665.75
215 Special Category C	11,641,295.76		439,697.61	7,610,574.04	4,470,419.33	4,470,419.33
216 Air Pollution Control	14,577,688.10		87,838.40	(9,956.09)	14,675,482.59	439.54	14,675,922.13
217 Oil Spill Prevention	8,967,398.65		263,141.87	301,521.60	8,929,018.92	616.80	8,929,635.72
218 Multimodal Transportation	303,977,273.19		15,674,853.40	(1,993,700,143.45)	2,313,352,270.04	388,029.63	2,313,740,299.67
21E Concealed Pistol License Renewal	399,967.58		12,078.36	2,553.71	409,492.23	409,492.23
21H Wastewater Treatment Plant Operator Certification	495,831.47		1,983.50	14,033.05	483,781.92	141.50	483,923.42
21M Distracted Driving Prevention	30,539.13		1,108.99	31,648.12	31,648.12
21S Aquatic Invasive Species Management	(12,898.98)		99,804.00	91,322.72	(4,417.70)	2.00	(4,415.70)
21V Construction Registration Inspection	5,243,783.21		1,102,443.35	1,094,204.32	5,252,022.24	3,194.48	5,255,216.72
222 Freshwater Aquatic Weeds	1,281,769.14		86,127.00	11,056.76	1,356,839.38	1,356,839.38
223 State Oil Spill Response	4,237,726.30		82,844.58	102,294.99	4,218,275.89	4,218,275.89

RECEIPTS AND DISBURSEMENTS FOR TREASURY FUNDS

	May 1, 2022		May 2022		May 31, 2022		
	Beginning Book Balance		Plus Receipts	Less Disbursements	Ending Book Balance	Outstanding Warrants	Ending Cash Balance
SPECIAL REVENUE FUNDS (Continued)							
22J Abandoned Recreational Vehicle Disposal	\$ 2,249,106.15	\$	189,733.78	\$ 69,682.11	\$ 2,369,157.82	\$ 28,589.50	\$ 2,397,747.32
22M Energy Efficiency	7,341,303.13		814,993.97	6,526,309.16	6,526,309.16
22R Internet Consumer Access
22U Secure Drug Take-Back Program	753,477.72		24,083.62	729,394.10	729,394.10
22W Public Disclosure Transparency	7,523,500.52		47,423.27	38,965.26	7,531,958.53	150.00	7,532,108.53
234 Public Works Administration	8,856,280.80		520,535.22	487,645.79	8,889,170.23	67,046.17	8,956,216.40
235 Youth Tobacco & Vapor Product Prevention	1,675,974.98		116,691.86	54,476.65	1,738,190.19	7,513.45	1,745,703.64
237 Recreation Access Pass	2,663,605.48		162,099.18	530.00	2,825,174.66	620.00	2,825,794.66
23G Vulnerable Roadway User Education	11,503.49		253.91	11,757.40	11,757.40
23N Model Toxics Control Capital	182,587,376.15		10,538,269.12	2,277,699.94	190,847,945.33	171,560.98	191,019,506.31
23P Model Toxics Control Operating	71,413,216.79		17,096,088.04	11,431,167.53	77,078,137.30	220,661.40	77,298,798.70
23R Model Toxics Control Stormwater	61,049,981.97		3,952,693.25	2,816,377.61	62,186,297.61	1,057,819.46	63,244,117.07
23S Puget Sound Gateway Facility	8,362,970.89		3,897.77	8,366,868.66	8,366,868.66
23T Congestion Relief Traffic Safety	100,727.92		1,533.47	102,261.39	102,261.39
23V Voluntary Cleanup	572,271.70		40,272.99	612,544.69	612,544.69
23W Paint Product Stewardship	6,375.61		6,375.61	6,375.61
24B Foundational Public Health Services	18,350,726.93		798,877.23	19,149,604.16	19,149,604.16
24J Workforce Education Investment	125,923,517.26		49,541,963.60	12,276,726.47	163,188,754.39	163,188,754.39
24K Agency Financial Transaction	7,830,002.96		772,874.69	512,925.57	8,089,952.08	1.92	8,089,954.00
24L Ambulance Transport	7,473,648.34		14,299.36	7,487,947.70	7,487,947.70
24N Fish, Wildlife, and Conservation	11,139,518.46		8,960,308.36	2,014,873.84	18,084,952.98	75,310.17	18,160,263.15
24P Insurance Commissioner's Fraud	786,398.94		11,480.00	157,904.20	639,974.74	17,153.51	657,128.25
24Q Cooper Jones Active Transportation Safety	855,222.00		50,657.00	905,879.00	905,879.00
24V Telebehavioral Health Access	712,868.04		81,951.54	327,793.09	467,026.49	467,026.49
25M State Health Care Affordability
25N Statewide 988 Behavioral Health Crisis Response & Suicide Prevention Line	13,387,073.70		2,312,282.95	110,818.92	15,588,537.73	64.63	15,588,602.36
25Q Clean Fuels Program
25T Refrigerant Emission Management
25U Department of Licensing Wage Lien	174.00		78.00	252.00	252.00
25W Driver Licensing Technology Support	(80,703.00)		(80,703.00)	(80,703.00)
260 University of Washington Operating Fees	123.54		123.54	123.54
262 Manufactured Home Installation Training	668,894.35		20,006.69	18,384.27	670,516.77	670,516.77
263 Community and Economic Development Fee	6,664,559.67		27,160.00	34,994.13	6,656,725.54	24,519.92	6,681,245.46
267 Recreation Resources	24,829,274.07		783,151.18	596,398.13	25,016,027.12	25,016,027.12
268 Nonhighway and Off-Road Vehicle Activities (NOVA) Program	11,184,862.58		655,734.05	206,234.04	11,634,362.59	18,109.21	11,652,471.80

RECEIPTS AND DISBURSEMENTS FOR TREASURY FUNDS

	May 1, 2022		May 2022		May 31, 2022		
	Beginning Book Balance		Plus Receipts	Less Disbursements	Ending Book Balance	Outstanding Warrants	Ending Cash Balance
SPECIAL REVENUE FUNDS (Continued)							
269 Parks Renewal and Stewardship	\$ 44,668,361.29		\$ 6,184,877.55	\$ 6,090,116.34	\$ 44,763,122.50	\$ 308,283.76	\$ 45,071,406.26
26A Carbon Emissions Reduction
26B Climate Investment
26C Climate Commitment
26D Natural Climate Solutions
26E Air Quality and Health Disparities Improvement
26M Climate Active Transportation
26N Climate Transit Programs
26P Move Ahead WA
26Q Move Ahead WA Flexible
26W Renewable Fuels Accelerator
271 Washington State University Operating Fees
275 Central Washington University Operating Fees
277 State Agency Parking	350,935.28		40.00	196.73	350,778.55	350,778.55
285 Growth Management Planning and Environmental Review	5,648,595.90		246,884.75	24,701.62	5,870,779.03	5,870,779.03
296 Columbia River Basin Water Supply Rev Recovery	5,864,541.26		2,781.25	20,576.30	5,846,746.21	5,846,746.21
315 Dedicated Marijuana Fund	402,819,246.53		41,512,327.30	6,888,304.76	437,443,269.07	24,243.59	437,467,512.66
319 Public Health Supplemental	3,026,742.78		3,764.65	125,762.45	2,904,744.98	10,000.00	2,914,744.98
404 State Treasurer's Service	50,069,468.84		2,500,134.35	919,148.89	51,650,454.30	847.60	51,651,301.90
408 Coastal Protection	1,587,691.78		53,742.01	1,641,433.79	1,641,433.79
441 Local Government Archives	4,209,843.06		326,317.81	265,787.14	4,270,373.73	4,270,373.73
500 Perpetual Surveillance and Maintenance	48,780,696.49		28,542.12	48,809,238.61	48,809,238.61
507 Oyster Reserve Land	433,371.07		206.74	42,062.15	391,515.66	34.09	391,549.75
511 Tacoma Narrows Toll Bridge	16,729,087.50		(6,981,559.56)	(3,714,402.94)	13,461,930.88	13,461,930.88
513 Derelict Vessel Removal	706,018.60		171,201.00	387,902.16	489,317.44	388.31	489,705.75
532 Washington Housing Trust Fund	56,568,537.45		643,741.50	1,393,911.10	55,818,367.85	55,818,367.85
535 Alaskan Way Viaduct Replacement Project	19,610,720.75		(335,680.66)	(1,010,463.10)	20,285,503.19	20,285,503.19
549 Election	3,973,572.69		1,442,227.37	123,035.06	5,292,765.00	5,292,765.00
550 Transportation 2003	17,620,981.50		1,838,868.52	29,040.47	19,430,809.55	191.00	19,431,000.55
562 Skilled Nursing Facility Safety Net Trust	4,196,327.46		965.02	(377,408.42)	4,574,700.90	4,574,700.90
564 Water Pollution Control Revolving Administration	6,343,675.54		798,212.37	162,074.55	6,979,813.36	6,979,813.36
565 Yakima Integrated Plan Implementation Revenue Recovery
566 Community Forest Trust	228,279.08		111.01	(13,944.45)	242,334.54	242,334.54
571 Multiuse Roadway Safety	974,343.46		29,385.48	1,003,728.94	1,003,728.94
595 I-405 and SR-167 Express Toll Lanes	77,551,628.54		(260,329.07)	2,251,738.11	75,039,561.36	1,024.84	75,040,586.20

RECEIPTS AND DISBURSEMENTS FOR TREASURY FUNDS

	May 1, 2022	May 2022		May 31, 2022		
	Beginning Book Balance	Plus Receipts	Less Disbursements	Ending Book Balance	Outstanding Warrants	Ending Cash Balance
SPECIAL REVENUE FUNDS (Continued)						
600 Department of Retirement Systems Expense	\$ 22,428,691.62	\$ 4,136,273.31	\$ 3,418,116.28	\$ 23,146,848.65	\$ 4,531.61	\$ 23,151,380.26
689 Rural Washington Loan	1,410,248.10	657.95	141,334.74	1,269,571.31	1,269,571.31
727 Water Pollution Control Revolving	404,119,662.99	8,831,574.05	15,869,560.25	397,081,676.79	397,081,676.79
733 Capitol Campus Reserve
777 Prostitution Prevention and Intervention	186,736.00	4,605.16	191,341.16	191,341.16
785 State Educational Trust Fund	3,358,381.14	29,483.37	3,387,864.51	3,387,864.51
818 Youth Athletic Facility	42,722,542.22	19,911.89	42,742,454.11	42,742,454.11
825 Tobacco Settlement
844 Money-Purchase Retirement Savings Administrative
851 Developmental Disabilities Community Services	56,569,703.36	26,365.70	56,596,069.06	56,596,069.06
874 OASI Revolving	224,465.91	60,355.62	13,957.01	270,864.52	10.95	270,875.47
887 Public Facilities Construction Loan Revolving	27,941,042.88	27,610.68	47,147.70	27,921,505.86	154.44	27,921,660.30
888 Deferred Compensation Administrative	2,480,327.55	(70,980.52)	183,054.92	2,226,292.11	229.48	2,226,521.59
893 Radiation Perpetual Maintenance	360,429.83	167.98	360,597.81	360,597.81
TOTAL SPECIAL REVENUE FUNDS	\$ 5,306,570,213.49	\$ 685,940,484.35	\$ (1,479,315,815.11)	\$ 7,471,826,512.95	\$ 26,743,930.39	\$ 7,498,570,443.34
DEBT SERVICE FUNDS						
303 Highway Bond Retirement	\$ 257,882,182.52	\$ 596,042,967.92	\$ 530,099,475.98	\$ 323,825,674.46	\$	\$ 323,825,674.46
304 Ferry Bond Retirement	13,315,655.94	927,055.43	14,242,711.37	14,242,711.37
305 Transportation Improvement Board Bond Retirement	8,550,727.78	462,655.23	2,377,110.07	6,636,272.94	6,636,272.94
347 Washington State University Bond Retirement	37,589,243.98	1,029,190.10	(318,919.98)	38,937,354.06	38,937,354.06
348 University of Washington Bond Retirement	9,553,304.52	6,318,595.99	228,256.04	15,643,644.47	15,643,644.47
380 Debt-Limit General Fund Bond Retirement	8,600,000.00	856,635,143.00	865,168,388.10	66,754.90	66,754.90
381 Debt-Limit Reimbursable Bond Retirement
382 Nondebt-Limit General Fund Bond Retirement
383 Nondebt-Limit Reimbursable Bond Retirement	49,884,740.81	49,854,128.40	30,612.41	30,612.41
384 Nondebt-Limit Proprietary Appropriated Bond Retirement
385 Nondebt-Limit Proprietary Nonappropriated Bond Retirement
386 Nondebt-Limit Revenue Bond Retirement
389 Toll Facility Bond Retirement	29,431,715.62	4,251,661.46	33,683,377.08	33,683,377.08
TOTAL DEBT SERVICE FUNDS	\$ 364,922,830.36	\$ 1,515,552,009.94	\$ 1,447,408,438.61	\$ 433,066,401.69	\$	\$ 433,066,401.69
CAPITAL PROJECTS FUNDS						
01L Higher Education Construction	\$ 194.00	\$ (193.96)	\$	\$ 0.04	\$	\$ 0.04
036 Capitol Building Construction	2,632,529.22	1,441.61	(570,708.82)	3,204,679.65	3,204,679.65
056 State Higher Education Construction	2,482.34	1.15	2,483.49	2,483.49

RECEIPTS AND DISBURSEMENTS FOR TREASURY FUNDS

	May 1, 2022	May 2022		May 31, 2022		
	Beginning Book Balance	Plus Receipts	Less Disbursements	Ending Book Balance	Outstanding Warrants	Ending Cash Balance
CAPITAL PROJECTS FUNDS (Continued)						
057 State Building Construction	\$ 465,765,690.25	\$ 1,401,846.29	\$ 115,768,976.99	\$ 351,398,559.55	\$ 1,660,020.71	\$ 353,058,580.26
060 Community and Technical College Capital Projects	23,540,890.66	2,181,856.64	1,857,928.55	23,864,818.75	23,864,818.75
061 Eastern Washington University Capital Projects	6,882,283.73	359,850.89	(4,572.29)	7,246,706.91	7,246,706.91
062 Washington State University Building	28,776,674.80	13,756.53	28,790,431.33	28,790,431.33
063 Central Washington University Capital Projects	6,572,303.07	139,585.03	223,888.91	6,487,999.19	6,487,999.19
064 University of Washington Building	7,105,896.88	6,245,248.30	3,717,871.27	9,633,273.91	9,633,273.91
065 Western Washington University Capital Projects	8,798,950.52	140,167.29	254,200.43	8,684,917.38	8,684,917.38
066 The Evergreen State College Capital Projects	3,136,122.60	315,580.10	(1,239.28)	3,452,941.98	3,452,941.98
075 State Social and Health Services Construction	9,396.39	9,396.39	9,396.39
18B Columbia River Basin Tax Bond Water Supply Development	1,257,559.26	586.12	1,258,145.38	1,258,145.38
245 Public Safety Reimbursable Bond	4.12	4.12	4.12
246 Community and Technical College Forest Reserve	5,157,986.07	5,157,986.07	5,157,986.07
289 Thurston County Capital Facilities	15,736,255.17	393,753.82	292,152.00	15,837,856.99	8,026.47	15,845,883.46
357 Gardner-Evans Higher Education Construction	45,698.05	45,698.05	45,698.05
364 Military Department Capital	2,161,116.27	5,002.04	2,156,114.23	2,156,114.23
367 Chehalis Basin Taxable
373 Coronavirus Capital Projects	(10,685.13)	319.66	(11,004.79)	(11,004.79)
TOTAL CAPITAL PROJECTS FUNDS	\$ 577,571,348.27	\$ 11,193,479.81	\$ 121,543,819.46	\$ 467,221,008.62	\$ 1,668,047.18	\$ 468,889,055.80
PERMANENT FUNDS						
04B Natural Resources Real Property Replacement	\$ 7,015,891.56	\$ 3,275.27	\$ (244,000.00)	\$ 7,263,166.83	\$	\$ 7,263,166.83
601 Agricultural Permanent	96,262.01	(116,033.85)	212,295.86	212,295.86
603 Millersylvania Park Trust	5,782.14	2.70	5,784.84	5,784.84
604 Normal School Permanent	85,970.93	(88,014.55)	173,985.48	173,985.48
605 Permanent Common School	65,111.74	2,315.77	(1,401.09)	68,828.60	68,828.60
606 Scientific Permanent	307,903.54	(29,951.61)	337,855.15	337,855.15
607 State University Permanent	150,821.40	(546.59)	151,367.99	151,367.99
TOTAL PERMANENT FUNDS	\$ 7,727,743.32	\$ 5,593.74	\$ (479,947.69)	\$ 8,213,284.75	\$	\$ 8,213,284.75
ENTERPRISE FUNDS						
401 Correctional Industries	\$ 5,287,903.43	\$ 7,687,632.43	\$ 9,392,464.06	\$ 3,583,071.80	\$ 238,928.71	\$ 3,822,000.51
407 Secretary of State's Revolving	10,249,215.32	922,384.50	675,930.59	10,495,669.23	582.00	10,496,251.23
418 State Health Care Authority Administrative	2,053,903.69	1,545,554.63	1,651,150.02	1,948,308.30	35.91	1,948,344.21
492 School Employees' Insurance Administrative	1,421,549.28	(5.16)	1,275,435.53	146,108.59	35.92	146,144.51
578 Lottery Administrative	1,697,473.78	1,266,297.49	1,225,276.53	1,738,494.74	388.40	1,738,883.14
608 Accident	7,419,090.40	209,295,248.66	215,800,308.40	914,030.66	16,072,402.72	16,986,433.38

RECEIPTS AND DISBURSEMENTS FOR TREASURY FUNDS

	May 1, 2022	May 2022		May 31, 2022		
	Beginning Book Balance	Plus Receipts	Less Disbursements	Ending Book Balance	Outstanding Warrants	Ending Cash Balance
ENTERPRISE FUNDS (Continued)						
609 Medical Aid	\$ (2,154,919.99)	\$ 139,765,029.03	\$ 137,347,697.69	\$ 262,411.35	\$ 3,856,305.21	\$ 4,118,716.56
610 Accident Reserve	58,299.98	81,254,215.20	81,250,949.37	61,565.81	2,128,374.58	2,189,940.39
881 Supplemental Pension	2,708,307.39	173,759,451.00	166,029,386.21	10,438,372.18	1,968,229.59	12,406,601.77
883 Second Injury	99,280,661.74	2,417,072.96	139,276.73	101,558,457.97	30,375.07	101,588,833.04
TOTAL ENTERPRISE FUNDS	\$ 128,021,485.02	\$ 617,912,880.74	\$ 614,787,875.13	\$ 131,146,490.63	\$ 24,295,658.11	\$ 155,442,148.74
INTERNAL SERVICE FUNDS						
006 Public Records Efficiency, Preservation & Access	\$ 2,908,093.39	\$ 461,493.95	\$ 319,208.76	\$ 3,050,378.58	\$ 1,899.98	\$ 3,052,278.56
405 Legal Services Revolving	20,523,969.30	14,171,508.25	13,851,800.47	20,843,677.08	68,228.34	20,911,905.42
410 Transportation Equipment	30,831,734.89	1,135,372.66	(463,546.55)	32,430,654.10	109,420.41	32,540,074.51
415 Personnel Service	16,699,598.83	974,851.78	844,699.83	16,829,750.78	14,239.96	16,843,990.74
455 Higher Education Personnel Service	1,155,345.99	352,802.00	50,157.89	1,457,990.10	125.24	1,458,115.34
468 OFM Central Service	5,010,323.40	664,958.61	829,755.85	4,845,526.16	1,527.07	4,847,053.23
483 Auditing Services Revolving	169,548.25	353,965.19	582,824.17	(59,310.73)	101.54	(59,209.19)
484 Administrative Hearings Revolving	12,340,016.12	1,336,471.18	2,683,010.08	10,993,477.22	31,829.95	11,025,307.17
TOTAL INTERNAL SERVICE FUNDS	\$ 89,638,630.17	\$ 19,451,423.62	\$ 18,697,910.50	\$ 90,392,143.29	\$ 227,372.49	\$ 90,619,515.78
PENSION TRUST FUNDS						
614 Volunteer Firefighters' Relief and Pension Principal	\$ 5,909,719.32	\$ 19,711.50	\$ 1,122,630.96	\$ 4,806,799.86	\$ 114,949.64	\$ 4,921,749.50
615 State Patrol - Plan1	1,022,824.40	7,574,626.42	7,589,778.71	1,007,672.11	72,264.50	1,079,936.61
616 Judges' Retirement	1,380,968.47	645.97	20,520.13	1,361,094.31	1,361,094.31
630 State Patrol - Plan 2	412,739.71	1,714,085.29	1,651,461.26	475,363.74	99.50	475,463.24
631 Public Employees' Retirement System Plan 1	9,741,286.84	146,703,534.74	147,760,874.18	8,683,947.40	965,341.64	9,649,289.04
632 Teachers' Retirement System Plan 1	7,046,791.84	110,862,109.10	111,381,898.66	6,527,002.28	690,067.18	7,217,069.46
633 School Employees' Retirement System Combined Plan 2 & 3	6,819,214.11	73,142,722.21	72,273,313.36	7,688,622.96	339,558.42	8,028,181.38
635 Public Safety Employees Retirement System Plan 2	723,494.76	9,481,999.99	9,856,631.36	348,863.39	67,027.18	415,890.57
641 Public Employees' Retirement System Combined Plan 2 & 3	26,059,089.00	333,276,294.32	342,534,352.78	16,801,030.54	1,687,865.00	18,488,895.54
642 Teachers' Retirement System Combined Plan 2 and 3	20,270,213.37	196,543,251.07	194,214,470.21	22,598,994.23	207,625.54	22,806,619.77
661 Higher Ed Retirement Plan Supplemental Benefit-UW	621,640.05	621,630.50	9.55	9.55
662 Higher Ed Retirement Plan Supplemental Benefit -WSU	86,766.62	86,766.62
663 Higher Ed Retirement Plan Supplemental Benefit-EWU	7,116.06	14,585.28	14,356.14	7,345.20	7,345.20
664 Higher Ed Retirement Plan Supplemental Benefit-CWU	17,510.40	17,510.40
665 Higher Ed Retirement Plan Supplemental Benefit-TESC	4,020.15	4,020.15
667 Higher Ed Retirement Plan Supplemental Benefit-WWU	21,426.76	21,426.76
668 Higher Ed Retirement Plan Supplemental Benefit -SBCTC	69,012.60	68,286.17	726.43	726.43
722 Deferred Compensation Principal	5,040,767.88	65,900,257.35	62,522,737.48	8,418,287.75	76.53	8,418,364.28

RECEIPTS AND DISBURSEMENTS FOR TREASURY FUNDS

	May 1, 2022	May 2022		May 31, 2022		
	Beginning Book Balance	Plus Receipts	Less Disbursements	Ending Book Balance	Outstanding Warrants	Ending Cash Balance
PENSION TRUST FUNDS (Continued)						
729 Judicial Retirement Principal	\$ 10,206.81	\$ 48,356.12	\$ 48,350.34	\$ 10,212.59	\$	\$ 10,212.59
819 LEOFF Plan 1 Retirement	2,539,195.71	32,061,158.24	32,056,806.59	2,543,547.36	362,126.08	2,905,673.44
829 LEOFF Plan 2 Retirement	6,930,549.56	75,041,055.67	76,137,626.24	5,833,978.99	260,414.74	6,094,393.73
882 Washington Judicial Retirement System	9,920,803.23	4,690.57	573,813.15	9,351,680.65	9,351,680.65
TOTAL PENSION TRUST FUNDS	\$ 103,834,981.07	\$ 1,053,209,460.42	\$ 1,060,579,262.15	\$ 96,465,179.34	\$ 4,767,415.95	\$ 101,232,595.29
CUSTODIAL FUNDS						
01P Suspense	\$ 84,090,490.00	\$ 2,584,103,712.59	\$ 2,593,697,740.33	\$ 74,496,462.26	\$ 74,420.09	\$ 74,570,882.35
01R Undistributed Receipts	1,875,617.54	1,875,617.54	1,875,617.54
01T Local Leasehold Excise Tax	3,218,548.12	3,190,949.43	27,598.69	27,598.69
034 Local Sales and Use Tax	254,407.22	254,407.22
035 State Payroll Revolving	24,711,757.84	561,968,205.34	563,662,098.50	23,017,864.68	1,997,837.89	25,015,702.57
768 Local Real Estate Excise Tax
795 State Investment Board Commingled Monthly Bond	286.09	286.09
865 State Investment Board Commingled Trust	8,811.26	8,811.26
877 OASI Contribution
TOTAL CUSTODIAL FUNDS	\$ 113,896,413.50	\$ 3,146,335,422.50	\$ 3,160,814,292.83	\$ 99,417,543.17	\$ 2,072,257.98	\$ 101,489,801.15
TOTAL TREASURY FUNDS	\$ 12,278,499,954.94	\$ 14,610,428,731.16	\$ 10,676,804,976.35	\$ 16,212,123,709.75	\$ 135,123,890.88	\$ 16,347,247,600.63

RECEIPTS AND DISBURSEMENTS FOR TREASURER'S TRUST FUNDS

	May 1, 2022		May 2022		May 31, 2022	
	Beginning Book Balance	Plus Receipts	Less Disbursements	Ending Book Balance	Outstanding Warrants	Ending Cash Balance
GENERAL FUND						
06N Local Tax Administration	\$	\$	\$	\$	\$	\$
07F Commercial Fisheries Buyback
08B Foster Care Endowed Scholarship Trust	16,468.58	7.67	16,476.25	16,476.25
08E Individual Development Account Program	2,060.58	0.96	2,061.54	2,061.54
08N State Financial Aid	97,384,437.31	9,645,821.17	36,182,032.46	70,848,226.02	3,311.21	70,851,537.23
08T Transportation Innovative Partnership
10V Invasive Species Council
11M Poet Laureate	115.55	115.55	115.55
11R Hospital Infection Control Grant
12L Outdoor Education and Recreation Prog	1,939,466.33	1,939,466.33	1,939,466.33
12P Geoduck Aquaculture Research	(0.01)	(0.01)	(0.01)
131 Fair	548,059.21	356.01	7,335.03	541,080.19	2,387.93	543,468.12
14N Legislative Oral History	24,900.20	24,900.20	24,900.20
14P Skeletal Human Remains Assistance	252,231.79	252,231.79	252,231.79
15B Food Animal Vet Scholarship
15N Business Assistance
16F Washington State Flag
16K Mortgage Recovery
16R Multiagency Permitting Team	98,321.78	45.82	98,367.60	98,367.60
17R Aerospace Training Student Loan	257,343.41	4,759.00	5,960.10	256,142.31	256,142.31
18C Native Education Public-Private Partnership
18F High School Completion
18G Opportunity Scholarship Match Transfer
18K 24/7 Sobriety	30,003.74	383.84	30,387.58	30,387.58
18V Science, Technology, Engineering and Math Education Lighthouse
19J Universal Communications Services	165,251.99	4,783.54	160,468.45	160,468.45
20L Early Start	482,851.30	482,851.30	482,851.30
21J Gina Grant Bull Memorial Legislative Page Scholarship	53,652.88	25.00	53,677.88	53,677.88
21K Skilled Worker Awareness Grant Program
21L Low-Income Home Rehab Revolving Loan Program	201,683.69	194.00	201,877.69	201,877.69
21T Suicide-Safer Homes Project	25,000.01	25,000.01	25,000.01
22A State Agency Office Relocation Pool	4,294,186.20	4,294,186.20	4,294,186.20
22B Highway Worker Memorial Scholarship
22S Landlord Mitigation Program	881,109.67	487,228.90	502,345.71	865,992.86	595,128.19	1,461,121.05

RECEIPTS AND DISBURSEMENTS FOR TREASURER'S TRUST FUNDS

	May 1, 2022	May 2022		May 31, 2022		
	Beginning Book Balance	Plus Receipts	Less Disbursements	Ending Book Balance	Outstanding Warrants	Ending Cash Balance
GENERAL FUND (Continued)						
22V Medical Student Loan	\$ 995,479.24	\$	\$	\$ 995,479.24	\$	\$ 995,479.24
23B Rural Jobs Program Match Transfer
23E Washington History Day	98,494.29	244.67	98,738.96	98,738.96
23F Open Educational Resources
23L Indian Health Improvement Reinvestment	13,367,216.53	11,065.25	34,666.07	13,343,615.71	13,343,615.71
24A Behavioral Health Loan Repayment Program	2,292,867.19	29,697.70	16,919.46	2,305,645.43	5,913.46	2,311,558.89
24F Veterans Service Officer
24W Undocumented Student Support Loan Match
25B Unemployment Insurance Relief	30,274.60	30,274.60	30,274.60
25E Rosa Franklin Legislative Internship Program Scholarship	1,153.05	0.54	1,153.59	1,153.59
25J Department of Transportation Purple Heart State
25K Department of Veterans' Affairs Purple Heart State	3,650.00	3,650.00	3,650.00
25L Military Department Purple Heart State	3,600.00	(3,600.00)
26F Billy Frank Jr. National Statuary Hall Collection	70,332.08	70,332.08	70,332.08
26T Washington Student Loan	39,000,000.00	39,000,000.00	39,000,000.00
27E Equitable Access to Credit Program
27H Veterans & Military Members Suicide Prevention
27M WA State Global War on Terror Memorial
290 Savings Incentive	2,253,520.77	(285,000.00)	2,538,520.77	2,538,520.77
447 Information Technology Investment Revolving	19,268,987.27	5,644,000.00	371,114.05	24,541,873.22	24,541,873.22
490 Regional Transportation Investment District
514 Agricultural Conservation Easements
534 Washington Graduate Fellowship Trust	489.80	489.80	489.80
551 Washington Youth and Families	124,634.31	124,634.31	124,634.31
552 Conservation Assistance Revolving	461,677.25	2,037.20	463,714.45	463,714.45
653 Washington Distinguished Professorship Trust
703 COVID-19 Unemployment
704 COVID-19 Public Health Response	524,684,484.02	(106,184,045.67)	38,957,355.62	379,543,082.73	606,298.04	380,149,380.77
743 College Faculty Awards Trust	186.14	186.14	186.14
747 Health Professional Loan Repayment & Scholarship Program	11,928,321.85	181,770.89	216,900.85	11,893,191.89	38,810.87	11,932,002.76
748 Higher Education Coord. Board for Innovation and Quality
781 Cross-State Trail	473.10	473.10	473.10
793 Health Insurance Pool
817 Stadium and Exhibition Center Construction

RECEIPTS AND DISBURSEMENTS FOR TREASURER'S TRUST FUNDS

	May 1, 2022	May 2022		May 31, 2022		
	Beginning Book Balance	Plus Receipts	Less Disbursements	Ending Book Balance	Outstanding Warrants	Ending Cash Balance
GENERAL FUND (Continued)						
835 Four Year Student Child Care in Higher Education	\$ 40,904.18	\$	\$ 6,515.28	\$ 34,388.90	\$	\$ 34,388.90
TOTAL GENERAL FUND	\$ 682,280,239.88	\$ (51,176,357.05)	\$ 76,020,928.17	\$ 555,082,954.66	\$ 1,251,849.70	\$ 556,334,804.36
SPECIAL REVENUE FUNDS						
01F Crime Victims' Compensation	\$ 2,049,449.69	\$ 185,278.85	\$	\$ 2,234,728.54	\$	\$ 2,234,728.54
03K Industrial Insurance Premium Refund	7,404,270.62	361,145.72	422,334.05	7,343,082.29	429.39	7,343,511.68
04F Real Estate Education Program	702,155.47	1,040.30	65.00	703,130.77	703,130.77
06H Oral History, State Library, and Archives	26,242.33	5,362.50	30,755.12	849.71	849.71
06J Securities Prosecution	739,937.61	21,000.00	760,937.61	760,937.61
07A Mortgage Lending Fraud Prosecution	397,527.54	28,216.50	36,707.00	389,037.04	36,707.00	425,744.04
07B Organ and Tissue Donation Awareness	56,561.77	54,189.36	110,751.13	110,751.13
07E Contract Harvesting Revolving	5,329,924.87	3,591.49	(1,203,937.13)	6,537,453.49	246,264.16	6,783,717.65
07J "Helping Kids Speak"	2,886.34	2,475.67	1,862.00	3,500.01	3,500.01
07K Special License Plate Applicant Trust	12,206.00	12,206.00	12,206.00
07L Legislative International Trade	77.33	77.33	77.33
07N Produce Railcar Pool	50.91	0.02	50.93	50.93
07T Commemorative Works	3,483.45	1.63	3,485.08	3,485.08
07V Fish and Wildlife Enforcement Reward	142,725.72	5,872.76	5,225.51	143,372.97	143,372.97
08C Gonzaga University Alumni Association	6,606.71	5,096.00	4,606.01	7,096.70	7,096.70
08F Lighthouse Environmental Programs	12,067.99	8,381.33	6,976.68	13,472.64	13,472.64
08G Flexible Spending Administrative	2,427,849.54	83,387.00	74,513.93	2,436,722.61	2,436,722.61
08J Prescription Drug Consortium
08L "Ski & Ride Washington"	3,262.24	2,772.02	2,580.68	3,453.58	3,453.58
08P State Parks Education and Enhancement	275,970.13	14,317.33	(1,806.30)	292,093.76	292,093.76
08V Veterans Stewardship	861,096.88	51,857.49	30,142.41	882,811.96	2,189.29	885,001.25
08W "Washington's National Park Fund"	28,293.92	27,470.35	24,392.68	31,371.59	31,371.59
098 Eastern Washington Pheasant Enhancement	455,014.57	63,373.94	9,652.75	508,735.76	4,899.58	513,635.34
09A We Love Our Pets	12,119.23	5,476.34	4,556.99	13,038.58	13,038.58
09B Boating Safety Education Certification	789,904.80	19,410.00	7,919.42	801,395.38	330.00	801,725.38
09J Washington Coastal Crab Pot Buoy Tag	185,769.66	250.00	4,455.27	181,564.39	181,564.39
09K Life Sciences Discovery	1,612,533.79	751.56	1,613,285.35	1,613,285.35
09L Nursing Resource Center	460,456.37	67,205.00	342.10	527,319.27	20.00	527,339.27
10F "Share the Road"	16,579.72	6,283.66	5,903.34	16,960.04	16,960.04
11A Employment Training Finance	397,538.23	6,408.52	4,500.00	399,446.75	399,446.75
11J Electronic Products Recycling	993,165.29	(10.03)	16,549.05	976,606.21	976,606.21
11P Large On-Site Sewage Systems

RECEIPTS AND DISBURSEMENTS FOR TREASURER'S TRUST FUNDS

	May 1, 2022		May 2022		May 31, 2022	
	Beginning Book Balance	Plus Receipts	Less Disbursements	Ending Book Balance	Outstanding Warrants	Ending Cash Balance
SPECIAL REVENUE FUNDS (Continued)						
11V Veteran Estate Management	\$ 16,030.59	\$ 29,583.91	\$ 33,826.60	\$ 11,787.90	\$ 236.72	\$ 12,024.62
126 Agricultural Local	27,984,767.06	2,144,463.42	2,647,526.39	27,481,704.09	48,581.64	27,530,285.73
128 Grain Inspection Revolving	274,626.55	1,161,950.95	1,390,762.31	45,815.19	1,422.63	47,237.82
12E Assisted Living Facility Management	545,974.52	(2,659.18)	548,633.70	548,633.70
12F Manufactured/Mobile Home Dispute Resol	2,459,936.10	35,006.25	46,405.60	2,448,536.75	2,448,536.75
12G Rockfish Research	477,827.53	26,586.26	6,113.68	498,300.11	0.50	498,300.61
12H Uniformed Service Shared Leave Pool	872,569.97	4,391.69	(572.91)	877,534.57	877,534.57
12N Get Ready For Math & Science Schlarshp	253,495.84	1,913.17	255,409.01	255,409.01
133 Children's Trust	521,555.35	8,283.99	1,600.00	528,239.34	528,239.34
14E Washington State Library Operations	8,296,052.22	483,878.89	449,117.96	8,330,813.15	1,489.47	8,332,302.62
14W Reduced Cigarette Ignition Propensity	784,971.91	2,372.50	718.95	786,625.46	12,499.98	799,125.44
15A Transitional Housing Oper & Rent	0.41	0.41	0.41
15T Broadband Mapping
15V Funeral and Cemetery	515,144.62	74,420.40	53,969.52	535,595.50	187.10	535,782.60
15W Guaranteed Asset Protection Waiver	19,750.00	19,750.00	19,750.00
163 Worker and Community Right to Know	3,199,463.41	12,403.95	157,024.46	3,054,842.90	3,054,842.90
169 Horse Racing Commission Operating	1,217,498.64	236,286.93	148,689.17	1,305,096.40	2,761.61	1,307,858.01
16B Landscape Architects' License	270,766.00	17,105.00	10,434.83	277,436.17	277,436.17
16E Spec Forest Products Outreach/Education	74,538.88	4.00	74,542.88	74,542.88
16G Universal Vaccine Purchase	11,427,848.35	6,102,648.65	4,341,276.66	13,189,220.34	13,189,220.34
16L Accessible Communities	801,262.16	18,600.62	7,987.52	811,875.26	811,875.26
16N Disabled Veterans Assistance
16T Product Stewardship Programs	323,658.01	1,812.28	321,845.73	10,118.06	331,963.79
17L Foreclosure Fairness	986,576.62	237,875.00	5,021.33	1,219,430.29	1,950.00	1,221,380.29
17M Individual-Based/Portable Background Check Clearance	1,081,677.22	34,021.00	1,535.46	1,114,162.76	1,400.60	1,115,563.36
17V Volunteer Firefighters	6,813.34	3,290.01	3,766.01	6,337.34	6,337.34
180 Local Government Administrative Hearings	239,679.49	5,445.00	234,234.49	234,234.49
189 Clarke-McNary
18A Investing In Innovation
18E Educator Certification Processing	2,435,458.80	352,090.00	169,532.06	2,618,016.74	7,813.94	2,625,830.68
18M Music Matters Awareness	7,501.67	4,981.67	5,707.35	6,775.99	6,775.99
18N Damage Prevention	239,408.86	200.00	239,608.86	239,608.86
18R Seattle Sounders FC	7,217.94	5,261.67	5,019.00	7,460.61	7,460.61
190 Forest Fire Protection Assessment	6,797,867.70	144.26	(3,441,258.48)	10,239,270.44	16,839.83	10,256,110.27
193 State Forest Nursery Revolving	407,216.67	443.47	200,635.06	207,025.08	139,276.40	346,301.48

RECEIPTS AND DISBURSEMENTS FOR TREASURER'S TRUST FUNDS

	May 1, 2022		May 2022		May 31, 2022		
	Beginning Book Balance		Plus Receipts	Less Disbursements	Ending Book Balance	Outstanding Warrants	Ending Cash Balance
SPECIAL REVENUE FUNDS (Continued)							
195 Energy	\$ 0.21	\$	\$	\$	\$ 0.21	\$	\$ 0.21
197 Statute Law Committee Publications	866,489.19		500.61	21,995.69	844,994.11		844,994.11
198 Access Road Revolving	7,428,512.83		961.75	315,132.16	7,114,342.42	54,421.49	7,168,763.91
19B School for the Blind	3,643,579.07		420,176.29	203,488.54	3,860,266.82		3,860,266.82
19E 4-H Program	473.67		448.00	529.67	392.00		392.00
19F Seattle Seahawks	80,806.07		31,770.74	48,179.97	64,396.84		64,396.84
19H Center for Deaf/Hard of Hearing Youth	2,575,071.73		83,294.26	2,658,365.99		2,658,365.99
19M Seattle University	15,229.52		856.33	623.00	15,462.85		15,462.85
19P Child Rescue	64,633.22		3,474.58	68,107.80		68,107.80
19R Residential Services and Support	112,575.14		9,312.00	103,263.14		103,263.14
19W Wolf-Livestock Conflict	254,130.05		800.00	253,330.05		253,330.05
205 Mobile Home Park Relocation	3,862,036.76		126,421.23	56,110.64	3,932,347.35	12,000.00	3,944,347.35
206 Cost of Supervision	1,275,810.94		93,188.49	255,735.24	1,113,264.19	491.00	1,113,755.19
209 Regional Fisheries Enhancement Group	1,488,093.49		81,282.34	45,525.35	1,523,850.48	101.51	1,523,951.99
20A State Flower	3,222.33		2,989.00	2,867.66	3,343.67		3,343.67
20D CPA Scholarship Transfer	150,000.00		150,000.00		150,000.00
20E WA Internet Crimes Against Children	1,126,168.81		1,135,000.00	19,141.95	2,242,026.86		2,242,026.86
20G Washington Farmers and Ranchers	557.67		308.00	385.00	480.67		480.67
20K Licensing & Enforcement System Modernization
20P Nursing Facility Quality Enhancement	4,500,887.03		4,500,887.03		4,500,887.03
20W Washington Tennis	11,191.77		163.34	11,355.11		11,355.11
210 Fire Protection Contractor License	891,575.15		13,025.74	50,967.83	853,633.06	115.00	853,748.06
213 Veterans' Emblem	22,766.44		266.00	23,032.44		23,032.44
214 Temporary Worker Housing	224,846.61		2,646.00	(64,147.69)	291,640.30		291,640.30
219 Air Operating Permit	3,945,512.83		(200.00)	65,981.53	3,879,331.30	3.94	3,879,335.24
21A Washington State Wrestling	788.67		702.33	704.67	786.33		786.33
21C Washington Sexual Assault Kit	561,820.00		261.84	562,081.84		562,081.84
21F Fred Hutch	536.67		800.34	536.67	800.34		800.34
21G Washington State Aviation	144,089.04		3,227.00	147,316.04		147,316.04
21N NE WA Wolf-Livestock Management	273,531.47		130.04	6,968.55	266,692.96		266,692.96
21Q Forest Health Revolving	30,415,259.38		15,631.32	939,355.57	29,491,535.13	46,470.62	29,538,005.75
21U Veteran's In-State Service Shared Leave Pool	220,618.94		220,618.94		220,618.94
21W K-12 Criminal Background Check	374,562.73		129,036.50	139,866.21	363,733.02	45.25	363,778.27
225 Fingerprint Identification	3,494,059.52		881,418.75	933,308.49	3,442,169.78	1,823.36	3,443,993.14
22G Photovoltaic Module Recycling	360.76		360.76		360.76

RECEIPTS AND DISBURSEMENTS FOR TREASURER'S TRUST FUNDS

	May 1, 2022		May 2022		May 31, 2022	
	Beginning Book Balance	Plus Receipts	Less Disbursements	Ending Book Balance	Outstanding Warrants	Ending Cash Balance
SPECIAL REVENUE FUNDS (Continued)						
22H Foster Parent Shared Leave Pool	\$ 209,557.12	\$ 2,011.28	\$ 601.30	\$ 210,967.10	\$	\$ 210,967.10
22K Watershed Restoration Enhancement	383,600.00	383,600.00	383,600.00
22L Public Use General Aviation Airport Loan Revolving	7,721,587.60	3,601.77	420,182.46	7,305,006.91	7,305,006.91
22N Fish and Wildlife Federal Lands Revolving
22P Natural Resources Federal Lands Revolving	8,051,085.37	3,945.23	(15,484.24)	8,070,514.84	8,070,514.84
22Q Seattle Mariners	9,171.68	2,228.33	5,644.33	5,755.68	5,755.68
23A Student Loan Advocate	259,366.60	19,231.46	240,135.14	240,135.14
23C Department of Licensing Tuition Recovery	78,284.65	36.62	78,321.27	300.00	78,621.27
23D Student Achievement Council Tuition Recovery Trust	184,932.41	86.20	185,018.61	185,018.61
23K Smoke Detection Device Awareness	36,533.32	36,533.32	36,533.32
23M County Road Administration Board Emergency Loan	2,208,316.58	1,029.26	2,209,345.84	2,209,345.84
24C San Juan Islands Programs	3,381.00	3,670.34	3,577.00	3,474.34	28.00	3,502.34
24D Seattle Storm	2,198.00	168.00	2,366.00	2,366.00
24E Washington State Library-Archives Building	14,396,336.99	327,583.79	14,723,920.78	14,723,920.78
24G Hemp Regulatory	325,522.29	10,160.79	1,293.45	334,389.63	100.00	334,489.63
24R Energy Independence Act Special
24S Seattle NHL Hockey	6,459.26	4,680.68	5,592.42	5,547.52	6,107.50	11,655.02
24T State Firearms Background Check System	7,567,617.15	585.70	130,834.67	7,437,368.18	7,437,368.18
259 Coastal Crab	117,261.81	500.00	1,430.01	116,331.80	120.00	116,451.80
25A Washington Apples	3,215.33	2,590.00	3,327.33	2,478.00	5,845.00	8,323.00
25R Recycled Content
25S Recycling Enhancing
25V Washington State Attorney General Charitable Asset Protection	139,481.07	69,574.50	22,365.20	186,690.37	186,690.37
26G Energy Facility Site Eval Council
26J WA State Leadership Board Spec Lic Plate
26S Patches Pal License Plate
274 Adult Family Home	595,180.05	(300.00)	595,480.05	595,480.05
27D Driver Resource Center
27N Washington Wine License Plate
281 Impaired Driving Safety	(916,235.83)	110,706.17	(805,529.66)	(805,529.66)
283 Juvenile Accountability Incentive	313,110.20	145.93	313,256.13	313,256.13
297 Pipeline Safety	2,718,299.24	829,268.10	201,871.84	3,345,695.50	3,345,695.50
298 Geologists'	197,105.17	27,540.00	22,885.07	201,760.10	201,760.10
300 Financial Services Regulation	51,194,704.77	1,167,069.36	2,906,936.43	49,454,837.70	83,333.50	49,538,171.20
320 Puget Sound Crab Pot Buoy Tag	7,232.10	296.55	6,935.55	6,935.55

RECEIPTS AND DISBURSEMENTS FOR TREASURER'S TRUST FUNDS

	May 1, 2022		May 2022		May 31, 2022		
	Beginning Book Balance		Plus Receipts	Less Disbursements	Ending Book Balance	Outstanding Warrants	Ending Cash Balance
SPECIAL REVENUE FUNDS (Continued)							
328 Crim Justice Training Commis Firing Range Maintenance	\$ 174,461.00	\$	\$	\$	\$ 174,461.00	\$	\$ 174,461.00
416 Surplus and Donated Food Commodities Revolving	3,773,119.00		469,668.51	10,589.00	4,232,198.51		4,232,198.51
424 Anti-Trust Revolving	1,260,011.79		825,125.50	578,896.37	1,506,240.92	18.89	1,506,259.81
474 School Employees Flexible & Dependent Care Administration	18,988.46		33,044.16	32,232.41	19,800.21		19,800.21
480 Financial Education Public-Private Partnership	116,539.64				116,539.64		116,539.64
485 Horse Racing Owners' Bonus/Breeder Awards	119,622.84		35,419.74		155,042.58	1,817.89	156,860.47
495 Toll Collection	29,146,130.71		13,598,799.94	13,027,856.52	29,717,074.13	286,350.79	30,003,424.92
496 Educator Conditional Scholarship	3,384,982.40		(5,863.03)	42,530.22	3,336,589.15	3,000.00	3,339,589.15
497 Horse Racing Commission Class C Purse Fund	162,293.59		5,302.12		167,595.71		167,595.71
498 Washington State Council of Fire Fighters Benevolent	17,267.40		12,145.00	11,671.37	17,741.03		17,741.03
499 Law Enforcement Memorial	52,120.44		29,542.32	28,011.72	53,651.04		53,651.04
501 Liquor Revolving	36,576,284.36		14,302,315.07	3,201,056.41	47,677,543.02	184,712.25	47,862,255.27
503 Tuition Recovery	4,254,161.60		28,971.53	1,217.28	4,281,915.85		4,281,915.85
515 DNA Data Base	695,802.18		31,522.14	9,518.76	717,805.56		717,805.56
516 Fruit and Vegetable Inspection	8,858,746.04		1,259,898.32	1,214,205.86	8,904,438.50	1,016.33	8,905,454.83
536 Federal Food Service Revolving	2,491,460.97		3,609,688.36	3,636,902.42	2,464,246.91	107,455.52	2,571,702.43
553 Performance Audits of Government	13,280,040.37		2,192,524.21	1,730,673.32	13,741,891.26	69.09	13,741,960.35
561 Community Technical College Innovation	14,209,959.20		939,313.27	369,409.24	14,779,863.23		14,779,863.23
687 Rural Rehabilitation	54,703.81		25.50		54,729.31		54,729.31
688 Federal Local Rail Service Assistance	82,817.77		41.77		82,859.54		82,859.54
731 Child Care Facility Revolving	74,771.60		34.85		74,806.45		74,806.45
732 Nursing Home Civil Penalties	2,008,221.72			(14,205.16)	2,022,426.88		2,022,426.88
746 Hanford Area Economic Investment	32,962.95		8,086.95		41,049.90		41,049.90
749 Governor's Interagency Committee of State Employed Women	123,682.47				123,682.47		123,682.47
761 Basic Health Plan Subscription	250,744.09				250,744.09		250,744.09
763 Center for the Improvement of Student Learning	35,600.68				35,600.68		35,600.68
773 Commission on Higher Ed Prof Student Ex Program	51,200.00				51,200.00		51,200.00
774 University of Washington License Plate	106,423.40		26,646.66		133,070.06		133,070.06
776 Washington State University License Plate	57,253.05		61,866.05	164,164.15	(45,045.05)		(45,045.05)
778 Western Washington University License Plate	8,679.96		1,138.66	9,622.62	196.00		196.00
779 Eastern Washington University License Plate	144,350.48		4,552.33	35,666.00	113,236.81		113,236.81
780 School Zone Safety Account	1,332,782.02		16,351.88	81,824.72	1,267,309.18		1,267,309.18
783 Central Washington University License Plate	17,378.67		1,852.67		19,231.34		19,231.34
784 Miscellaneous Transportation Programs	(12,648,522.72)		23,017,863.46	24,387,389.49	(14,018,048.75)	1,019,192.48	(12,998,856.27)
786 The Evergreen State College License Plate	26,143.72		648.67		26,792.39		26,792.39

RECEIPTS AND DISBURSEMENTS FOR TREASURER'S TRUST FUNDS

	May 1, 2022		May 2022		May 31, 2022		
	Beginning Book Balance		Plus Receipts	Less Disbursements	Ending Book Balance	Outstanding Warrants	Ending Cash Balance
SPECIAL REVENUE FUNDS (Continued)							
789 Advanced Environmental Mitigation Revolving	\$ 1,130,749.64	\$	570.27	\$	1,131,319.91	\$	1,131,319.91
816 Stadium and Exhibition Center	1,003,987.41		1,334,924.93		2,338,912.34		2,338,912.34
821 Impaired Physician	367,648.61		169,805.00	199,754.14	337,699.47	100.00	337,799.47
823 Livestock Nutrient Management	27,325.33			3,389.13	23,936.20		23,936.20
833 Developmental Disabilities Endowment Trust	3,649,053.01		(782,930.10)	209,325.00	2,656,797.91		2,656,797.91
834 Capitol Furnishings Preservation Committee	29,248.41				29,248.41		29,248.41
878 Federal Forest Revolving	4.68		2,491.47		2,496.15		2,496.15
880 Advance Right-of-Way Revolving	36,016,870.90		311,937.39	5,253.00	36,323,555.29	5,253.00	36,328,808.29
884 Gambling Revolving	21,146,195.62		(1,165,445.88)	1,141,014.67	18,839,735.07	21,899.49	18,861,634.56
885 Plumbing Certificate	1,383,911.44		163,722.06	93,280.26	1,454,353.24	179.23	1,454,532.47
892 Pressure Systems Safety	844,376.89		175,135.23	151,671.81	867,840.31	867.11	868,707.42
TOTAL SPECIAL REVENUE FUNDS	\$ 437,746,544.39	\$	78,340,512.82	\$ 62,884,307.90	\$ 453,202,749.31	\$ 2,378,656.14	\$ 455,581,405.45
CAPITAL PROJECTS FUNDS							
366 Watershed Restoration Enhancement Bond	\$ 10,536,601.23	\$		275,663.77	\$ 10,260,937.46	\$	10,260,937.46
377 Watershed Restoration Enhancement Taxable Bond							
TOTAL CAPITAL PROJECTS FUNDS	\$ 10,536,601.23	\$		275,663.77	\$ 10,260,937.46	\$	10,260,937.46
PERMANENT FUNDS							
842 American Indian Scholarship Endowment	\$ 295,938.48	\$	137.93	\$	296,076.41	\$	296,076.41
852 Foster Care Scholarship Endowment	3,883.03		1.81		3,884.84		3,884.84
TOTAL PERMANENT FUNDS	\$ 299,821.51	\$	139.74	\$	299,961.25	\$	299,961.25
ENTERPRISE FUNDS							
22E Family and Medical Leave Enforcement	\$ 414,589.16	\$	1,334.26	\$	415,923.42	\$	415,923.42
22F Family and Medical Leave Insurance	(16,340,901.42)		218,571,550.94	98,792,566.92	103,438,082.60	672,232.22	104,110,314.82
413 Municipal Revolving	2,828,360.87		3,048,287.99	2,587,515.23	3,289,133.63	1,046.67	3,290,180.30
438 Uniform Dental Plan Benefits Administration	707,354.33		556,000.00	549,187.20	714,167.13		714,167.13
439 Uniform Medical Plan Benefits Administration	7,734,999.43		5,639,700.00	10,104,894.10	3,269,805.33		3,269,805.33
442 Legislative Gift Center	165,332.05		16,999.58	10,937.85	171,393.78		171,393.78
445 Self-Insured Emplry Overpymt Reimb	783,019.56		108,509.22		891,528.78		891,528.78
446 Industrial Insurance Rainy Day Fund							
449 Certificates of Participation and Other Financing - Local	666,881.55		1,101,753.05	1,361,573.83	407,060.77		407,060.77
456 Separately Managed State Treasurer's Service	157,997.08		824.22	13,551.08	145,270.22		145,270.22
470 Imaging	87,735.39		61,894.74	32,050.94	117,579.19		117,579.19
473 School Employees Insurance Reserve	62,596,436.31		29,174.61		62,625,610.92		62,625,610.92
475 School Employees Dental Benefits Administration	433,899.62		433,900.00	430,757.46	437,042.16		437,042.16

RECEIPTS AND DISBURSEMENTS FOR TREASURER'S TRUST FUNDS

	May 1, 2022	May 2022		May 31, 2022		
	Beginning Book Balance	Plus Receipts	Less Disbursements	Ending Book Balance	Outstanding Warrants	Ending Cash Balance
ENTERPRISE FUNDS (Continued)						
477 Lottery Investment	\$	\$	\$	\$	\$	\$
493 School Employees' Insurance	(40,057,242.71)	143,353,072.09	152,979,728.58	(49,683,899.20)	335,591.58	(49,348,307.62)
494 School Employees' Benefits Board Administration	3,184,657.53	296,711.00	3,530,743.77	(49,375.24)	(49,375.24)
543 Judicial Information Systems	(12,552,281.73)	12,515,450.19	3,338,177.24	(3,375,008.78)	1,502.09	(3,373,506.69)
544 Pollution Liability Insurance Program Trust	38,042,121.98	3,031,065.34	555,261.06	40,517,926.26	5,005.73	40,522,931.99
545 Heating Oil Pollution Liability Trust	2,217,992.80	53,347.78	52,626.82	2,218,713.76	12.11	2,218,725.87
567 Long-Term Services and Supports Trust	9,890,556.63	26,535,259.96	1,168,079.08	35,257,737.51	35,257,737.51
721 Public Employees' and Retirees' Insurance	(11,398,061.76)	199,294,356.67	201,046,772.73	(13,150,477.82)	2,826,239.32	(10,324,238.50)
730 Public Employees' and Retirees' Insurance Reserve	219,809,228.30	102,447.48	219,911,675.78	219,911,675.78
788 Advanced College Tuition Payment Program	5,086,397.91	14,779,148.74	13,736,256.11	6,129,290.54	698,035.23	6,827,325.77
TOTAL ENTERPRISE FUNDS	\$ 274,459,072.88	\$ 629,530,787.86	\$ 490,290,680.00	\$ 413,699,180.74	\$ 4,539,664.95	\$ 418,238,845.69
INTERNAL SERVICE FUNDS						
411 Natural Resources Equipment	\$ 12,343,454.19	\$ 1,081.97	\$ (314,303.36)	\$ 12,658,839.52	\$ 28,083.95	\$ 12,686,923.47
421 Education Technology Revolving Fund	10,189,190.05	218,386.42	1,071,324.48	9,336,251.99	8,583.77	9,344,835.76
422 General Administration Services	66,201,162.56	18,861,740.59	15,414,523.98	69,648,379.17	711,881.76	70,360,260.93
436 OFM Labor Relations Service	2,656,786.94	667,032.25	450,683.45	2,873,135.74	7,680.51	2,880,816.25
444 Fish & Wildlife Equipment	233,484.80	116,625.19	78,580.45	271,529.54	1,541.01	273,070.55
453 Minority and Women's Business Enterprises	2,072,986.64	143,816.34	235,729.36	1,981,073.62	5.00	1,981,078.62
458 Consolidated Technology Services Revolving	14,006,222.76	13,384,488.16	11,078,042.59	16,312,668.33	123,219.12	16,435,887.45
461 Shared Information Technology System Revolving
466 Statewide Info Tech System Development Revolving	61,216,992.15	4,048,198.82	6,418,143.34	58,847,047.63	3,889.68	58,850,937.31
471 State Patrol Nonappropriated Airplane Revolving	211,962.09	60,492.87	151,469.22	1,225.28	152,694.50
472 Statewide Info Tech System Maintenance & Operations Revolving	20,525,988.19	3,046,370.82	1,990,847.13	21,581,511.88	2,831.46	21,584,343.34
546 Risk Management	665,821.85	407,892.23	341,066.11	732,647.97	14.40	732,662.37
547 Liability	(212,708,271.55)	1,214,316.89	6,264,766.59	(217,758,721.25)	591,754.31	(217,166,966.94)
739 Certificates of Participation and Other Financing - State	514,657.89	23,954,386.50	1,206,617.47	23,262,426.92	9,187.50	23,271,614.42
TOTAL INTERNAL SERVICE FUNDS	\$ (21,869,561.44)	\$ 66,064,336.18	\$ 44,296,514.46	\$ (101,739.72)	\$ 1,489,897.75	\$ 1,388,158.03
PRIVATE PURPOSE FUNDS						
196 Unclaimed Personal Property	\$ 3,250,842.51	\$ 9,922,962.91	\$ 9,534,850.71	\$ 3,638,954.71	\$ 7,082,610.64	\$ 10,721,565.35
463 WA College Savings Program	(386,758.92)	60,078.67	72,034.57	(398,714.82)	550.00	(398,164.82)
738 Department of Social and Health Services Trust	53,654.52	53,654.52	53,654.52
799 WA Achieving a Better Life Experience Program	45,553.61	19.80	45,573.41	45,573.41
TOTAL PRIVATE PURPOSE FUNDS	\$ 2,963,291.72	\$ 9,983,061.38	\$ 9,606,885.28	\$ 3,339,467.82	\$ 7,083,160.64	\$ 10,422,628.46

RECEIPTS AND DISBURSEMENTS FOR TREASURER'S TRUST FUNDS

	May 1, 2022	May 2022		May 31, 2022		
	Beginning Book Balance	Plus Receipts	Less Disbursements	Ending Book Balance	Outstanding Warrants	Ending Cash Balance
PENSION TRUST FUNDS						
838 LEOFF Retirement System Benefits Improvement	\$ 1.71	\$	\$	\$ 1.71	\$	\$ 1.71
TOTAL PENSION TRUST FUNDS	\$ 1.71	\$	\$	\$ 1.71	\$	\$ 1.71
CUSTODIAL FUNDS						
165 Salary Reduction	\$ 349,331.88	\$ 3,159,546.96	\$ 3,367,044.55	\$ 141,834.29	\$ 572.92	\$ 142,407.21
16C Real Estate/Property Tax Admin Assistance	61,602.50	60,997.50	61,617.50	60,982.50	15.00	60,997.50
17A County Enhanced 911 Excise Tax	6,927,046.27	431,693.22	6,495,353.05	6,495,353.05
525 Washington State Combined Fund Drive	1,247,403.29	351,460.49	939,063.38	659,800.40	67,095.04	726,895.44
660 Natural Resources Deposit	52,459,487.19	36,000,104.73	33,149,487.33	55,310,104.59	522,823.05	55,832,927.64
734 Centennial Document Preservation and Modernization	3,406,790.74	257,500.99	3,664,291.73	3,664,291.73
737 High Occupancy Vehicle
757 Maritime Historic Restoration and Preservation	13,120.00	9,409.11	22,529.11	22,529.11
797 Local Tourism Promotion	1,732,974.73	(1,275.02)	1,734,249.75	1,734,249.75
802 School Employees Salary Reduction	(2,702,487.37)	1,855,258.97	2,039,027.57	(2,886,255.97)	456.75	(2,885,799.22)
847 Separately Managed State Agency Investment
TOTAL CUSTODIAL FUNDS	\$ 63,495,269.23	\$ 41,694,278.75	\$ 39,986,658.53	\$ 65,202,889.45	\$ 590,962.76	\$ 65,793,852.21
TOTAL TREASURER'S TRUST FUNDS	\$ 1,449,911,281.11	\$ 774,436,759.68	\$ 723,361,638.11	\$ 1,500,986,402.68	\$ 17,334,191.94	\$ 1,518,320,594.62

INVESTMENT STATEMENT

Fund / Account	May 1, 2022	Purchased	Maturities & Sales	Amortization	May 31, 2022
Treasury & Treasurer's Trust					
Investments (trade date basis)	\$ 14,034,883,163.72	\$ 6,890,540,540.37	\$ 3,100,448,906.50	\$ (1,260,225.29)	\$ 17,823,714,572.30
Reverse Repurchase Agreements
Purchased Accrued Interest	996,216.52	86,034.40	813,407.77	268,843.15
Total Treasury & Treasurer's Trust	\$ 14,035,879,380.24	\$ 6,890,626,574.77	\$ 3,101,262,314.27	\$ (1,260,225.29)	\$ 17,823,983,415.45
Local Government Investment Pool					
Investments (trade date basis)	\$ 24,601,376,794.91	\$ 110,115,222,872.60	\$ 108,843,529,752.18	\$ 6,692,307.96	\$ 25,879,762,223.29
Reverse Repurchase Agreements
Purchased Accrued Interest	136,847.22	106,909.67	50,666.67	193,090.22
Total Local Government Investment Pool	\$ 24,601,513,642.13	\$ 110,115,329,782.27	\$ 108,843,580,418.85	\$ 6,692,307.96	\$ 25,879,955,313.51
Separately Managed Accounts					
Investments (trade date basis)	\$ 882,587,838.78	\$ 33,049,244.52	\$ 43,462,735.87	\$ (101,987.31)	\$ 872,072,360.12
Purchased Accrued Interest	33,316.92	2,084.92	1,346.68	34,055.16
Total Separately Managed Accounts	\$ 882,621,155.70	\$ 33,051,329.44	\$ 43,464,082.55	\$ (101,987.31)	\$ 872,106,415.28
Total All Accounts	\$ 39,520,014,178.07	\$ 117,039,007,686.48	\$ 111,988,306,815.67	\$ 5,330,095.36	\$ 44,576,045,144.24

INVESTMENT INTEREST INCOME AND CAPITOL GAINS

Fund / Account	May 2022	May 2021	Fiscal Year 2022	Fiscal Year 2021
Treasury & Treasurer's Trust				
Cash	\$ 11,633,650.61	\$ 3,251,692.03	\$ 102,240,640.92	\$ 80,334,506.69
Custody Bank Fees	(9,817.55)	(5,917.34)	(105,657.41)	(57,647.51)
Other Bank Fees	(3,561.45)	(2,337.06)	(41,935.60)	(31,209.95)
Amortization	(1,260,225.29)	(1,752,530.85)	(25,259,977.96)	(3,661,017.85)
Accrued Interest	923,835.73	4,980,102.28	3,652,108.36	613,085.92
Gains and Losses	(375,501.28)	27,179.66	4,022,513.42	12,572,247.92
Total Treasury & Treasurer's Trust	\$ 10,908,380.77	\$ 6,498,188.72	\$ 84,507,691.73	\$ 89,769,965.22
Local Government Investment Pool				
Cash	\$ 6,077,949.51	\$ 992,666.84	\$ 23,690,234.71	\$ 18,616,333.86
Amortization	6,692,307.96	36,632.17	15,406,923.39	16,177,442.48
Accrued Interest	2,720,970.23	627,893.52	2,983,185.97	(848,016.79)
Gains and Losses	121,710.88	31,185.27	339,082.93	482,570.66
Total Local Government Investment Pool	\$ 15,612,938.58	\$ 1,688,377.80	\$ 42,419,427.00	\$ 34,428,330.21
Separately Managed Accounts				
Cash	\$ 606,790.13	\$ 137,938.18	\$ 6,078,504.57	\$ 5,728,416.58
Amortization	(101,987.31)	(35,253.96)	(1,065,149.06)	44,880.17
Accrued Interest	189,854.71	347,252.92	694,921.69	(190,711.88)
Gains and Losses	(46,331.78)	117,505.10	764,855.01
Total Separately Managed Accounts	\$ 648,325.75	\$ 449,937.14	\$ 5,825,782.30	\$ 6,347,439.88
Total All Accounts	\$ 27,169,645.10	\$ 8,636,503.66	\$ 132,752,901.03	\$ 130,545,735.31

MIKE PELLICCIOTTI
STATE TREASURER
PO BOX 40200
OLYMPIA WA 98504-0200

