



Washington State Treasurer's Monthly Report

March 2018



DUANE A. DAVIDSON
State Treasurer

In accordance with the Americans with Disabilities Act, this publication will be made available in alternate formats upon request to the Office of the State Treasurer, Legislative Building, 2nd Floor, Olympia, Washington 98504-0200, telephone (360) 902-9000, fax (360) 902-9037 or TTY Users Call: 7-1-1. Web Site: <http://tre.wa.gov>.

Cover photo taken by Treasurer's Office staff.

TABLE OF CONTENTS

	<i>Page</i>
State Treasurer’s Letter	1
General Fund	2
Treasury, Treasurer’s Trust and Local Government Investment Pool Flow Chart	3
Treasury & Treasurer’s Trust, Treasury and Treasurer’s Trust Charts	4
General Fund and Local Government Investment Pool Charts	5
Receipts and Disbursements for the State Treasury	6
Receipts and Disbursements for Trust Funds	16
Investment Statement & Investment Interest Income and Capital Gains	24



DUANE A. DAVIDSON,
State Treasurer

**State of Washington
Office of the Treasurer**

Legislative Building
P.O. Box 40200
Olympia, Washington 98504-0200

(360) 902-9000 • TTY 7-1-1
FAX (360) 902-9037
Home Page <http://tre.wa.gov>

Fellow Washingtonians,

I am pleased to report on the operations of the Office of the State Treasurer for the month of March 2018. At the close of the month, the Treasury & Treasurer's Trust book balance was \$5.2 billion with investment earnings distributed for the month of \$7.7 million.

Sincerely,

A handwritten signature in black ink, appearing to read "Duane A. Davidson". The signature is fluid and cursive, with a prominent flourish at the end.

Duane A. Davidson
Washington State Treasurer

GENERAL FUND

GENERAL FUND CURRENT MONTH AND FISCAL YEAR TO DATE COMPARISON

(In Millions)

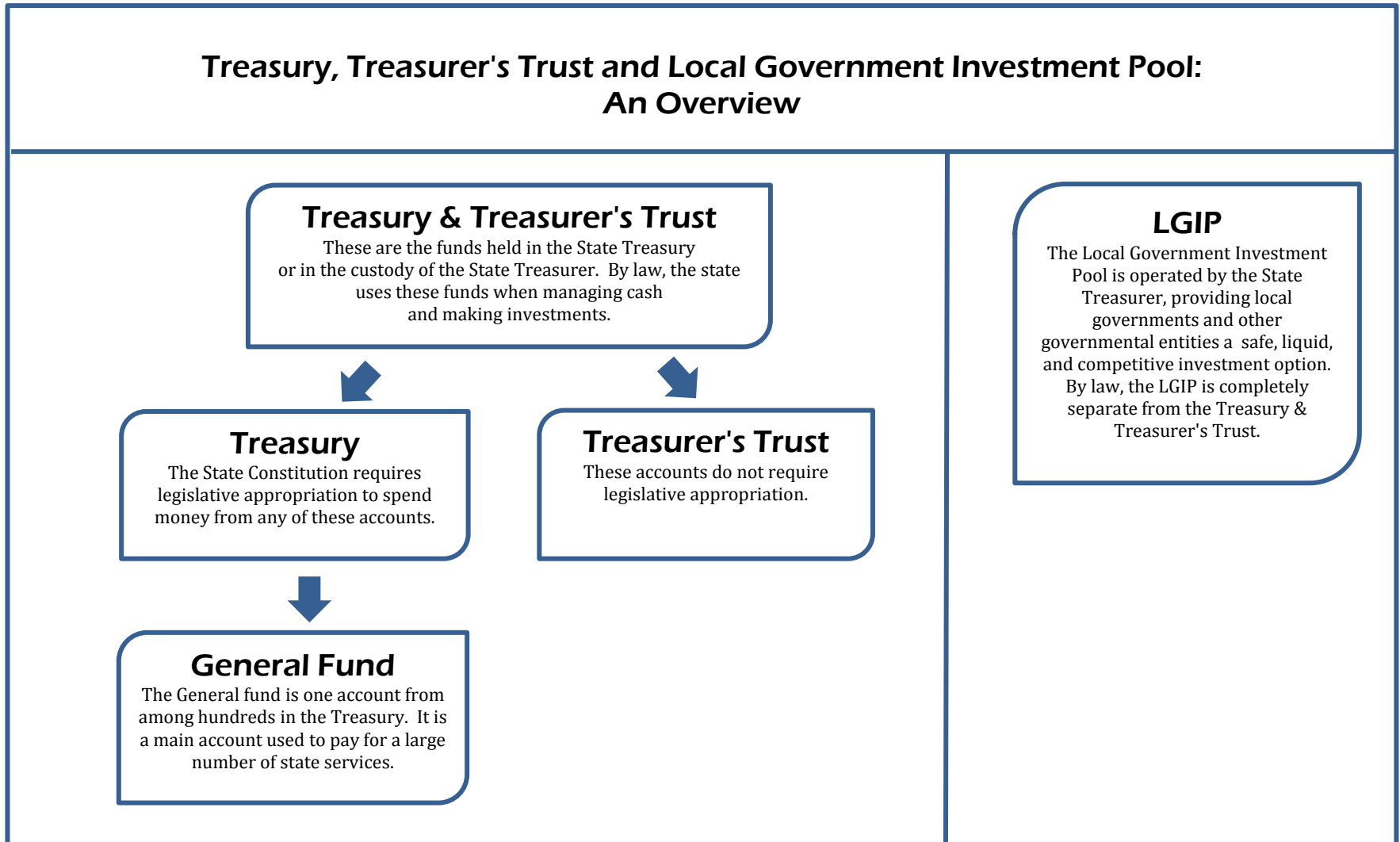
	Month of March		Fiscal Year to Date	
	2018	2017	2018	2017
Beginning Book Balance	\$ (132.019)	\$ 609.622	\$ 863.390	\$ 1,614.932
Cash Revenue	1,875.797	2,664.215	22,335.557	22,758.725
Other Cash Receipts	192.161	560.927	5,939.662	5,267.995
Total Cash Receipts	\$ 2,067.958	\$ 3,225.142	\$ 28,275.219	\$ 28,026.720
Total Cash Disbursements	\$ 3,574.944	\$ 3,670.143	\$ 30,777.614	\$ 29,477.031
Ending Book Balance	\$ (1,639.005)	\$ 164.621	\$ (1,639.005)	\$ 164.621
Cash Revenue				
Bond Retirement & Interest	\$ 0.000	\$ (0.020)	\$ (0.271)	\$ (0.265)
Secretary of State	3.691	3.839	29.759	28.736
Department of Revenue:				
Retail Sales Tax	376.822	760.513	7,124.049	7,087.024
Business & Occupation Tax	136.689	256.577	2,924.808	2,884.963
Compensating Tax	43.936	61.802	499.089	500.098
Cigarette Tax	23.890	28.339	243.810	278.231
Public Utility Tax	8.522	39.698	274.361	294.944
Various Other Revenue	40.313	39.193	555.000	622.323
Insurance Commission	54.752	64.307	384.239	366.851
Liquor and Cannabis Board	28.280	29.775	90.923	89.222
Department of Licensing:				
Excise Tax - Other	0.020	0.017	0.152	0.127
Various Other Revenue	1.003	0.835	7.821	7.684
Department of Social & Health Services	7.196	3.380	71.999	55.219
Universities & Colleges	0.000	0.020	0.014	(0.118)
Treasurer's Transfers	(104.890)	0.414	(251.696)	(59.080)
Counties:				
Property Tax	45.623	34.250	1,028.662	1,001.125
Real Estate Excise Tax	92.751	82.620	892.512	776.980
Various Other Revenue	4.392	4.043	41.782	40.406
Federal Grants-In-Aid (All Agencies)	1,108.675	1,162.273	8,090.940	8,163.080
Revenues Distributed to Local Governments	(8.528)	(0.282)	(16.020)	(4.531)
Other Agencies' Cash Revenue	12.660	92.622	343.624	625.706
Total Cash Revenue	\$ 1,875.797	\$ 2,664.215	\$ 22,335.557	\$ 22,758.725

Source: Agency Financial Reporting System (AFRS).

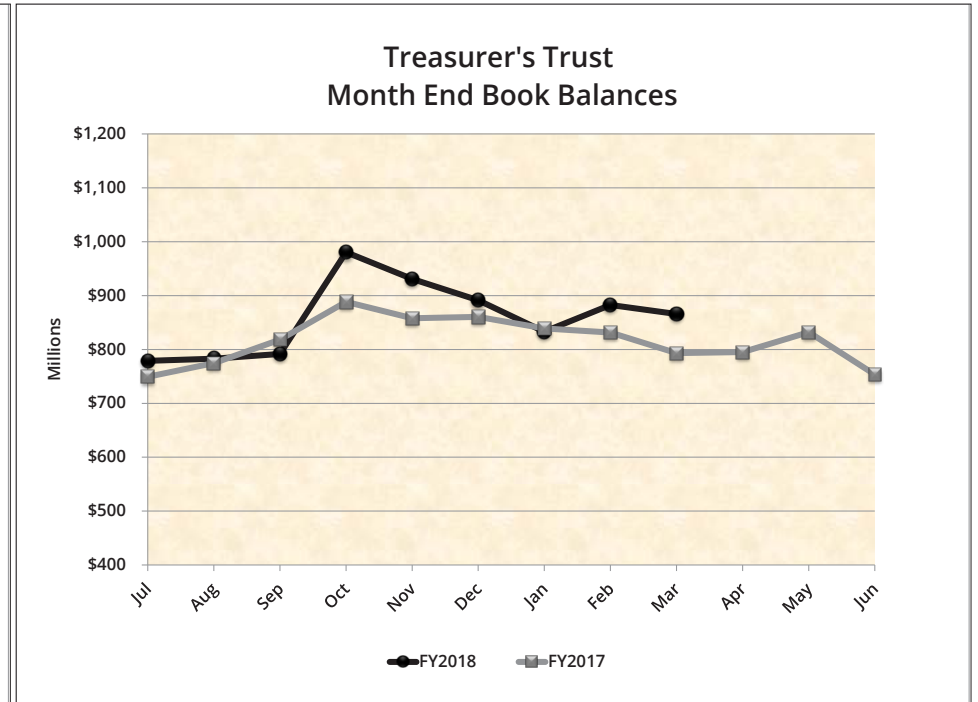
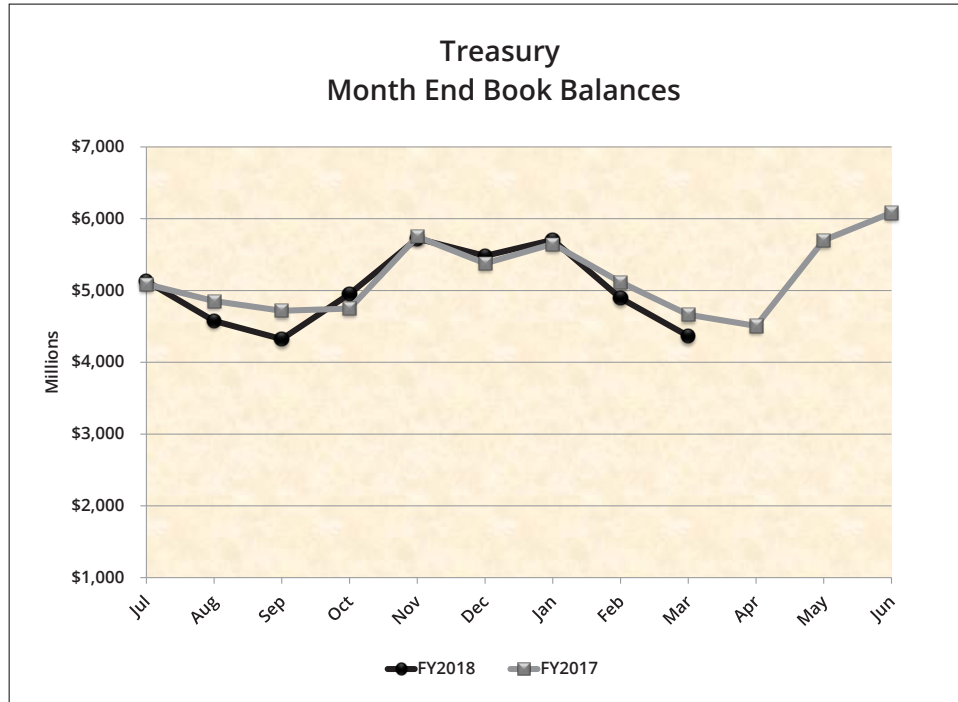
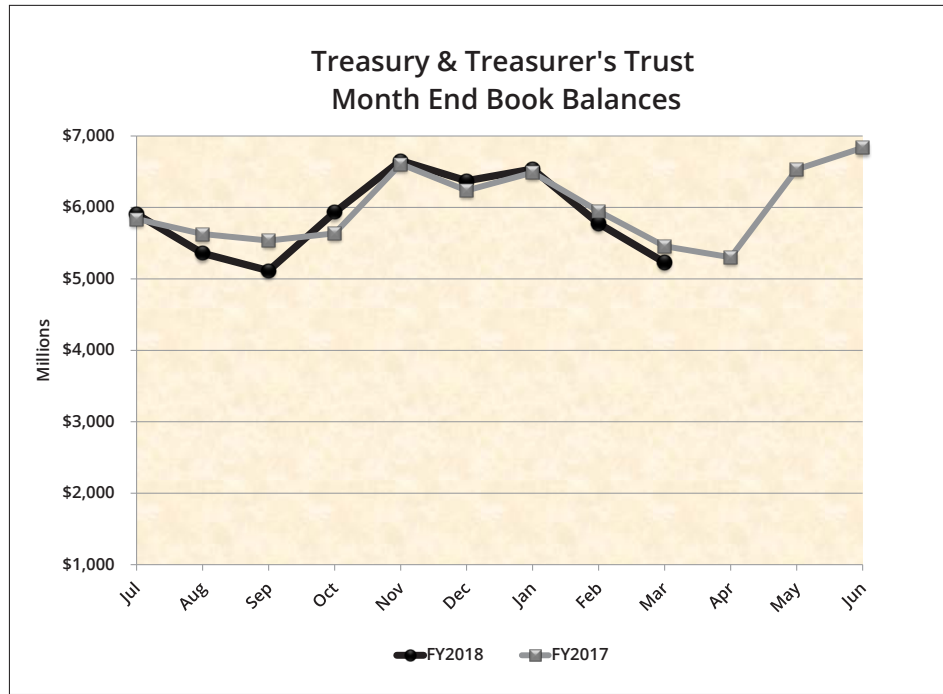
TREASURY, TREASURER'S TRUST AND LGIP FLOW CHART

The State Treasurer is charged with the cash management of public funds, which includes two categories of state funds and accounts: (1) funds and accounts located in the state treasury, which are subject to legislative appropriation; and (2) Treasurer's trust funds, which are accounts placed in the custody of the State Treasurer, and not typically subject to legislative appropriation. Funds within these accounts are comingled for investment and cash management purposes.

This flow chart describes the structure of the Treasury and Treasurer's Trust Accounts. Month end balances of these accounts are shown on pages 4 and 5.

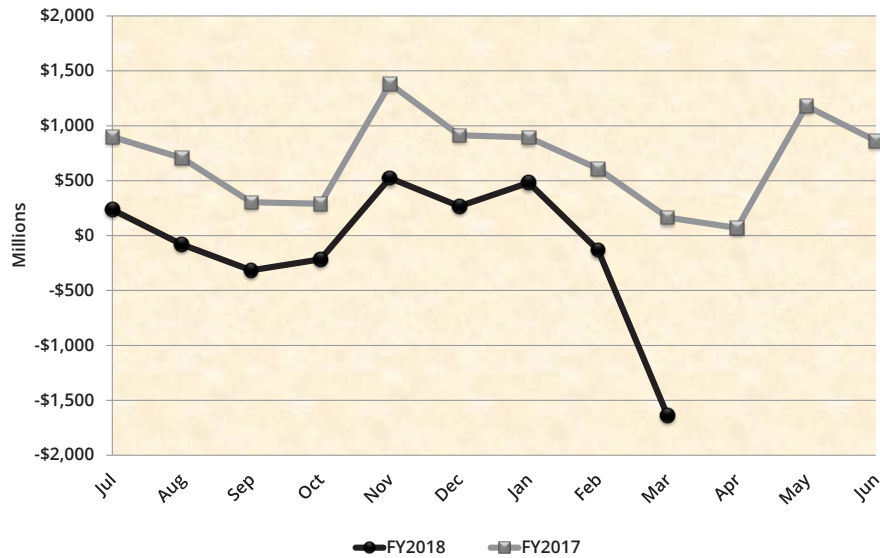


TREASURY & TREASURER'S TRUST AND TREASURY AND TREASURER'S TRUST CHART

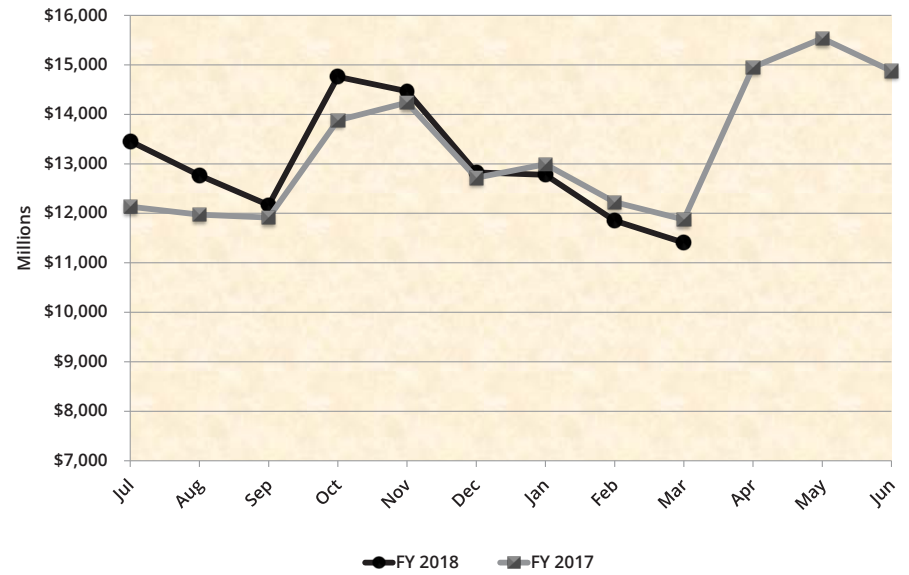


GENERAL FUND AND LOCAL GOVERNMENT INVESTMENT POOL CHARTS

General Fund Month End Book Balances

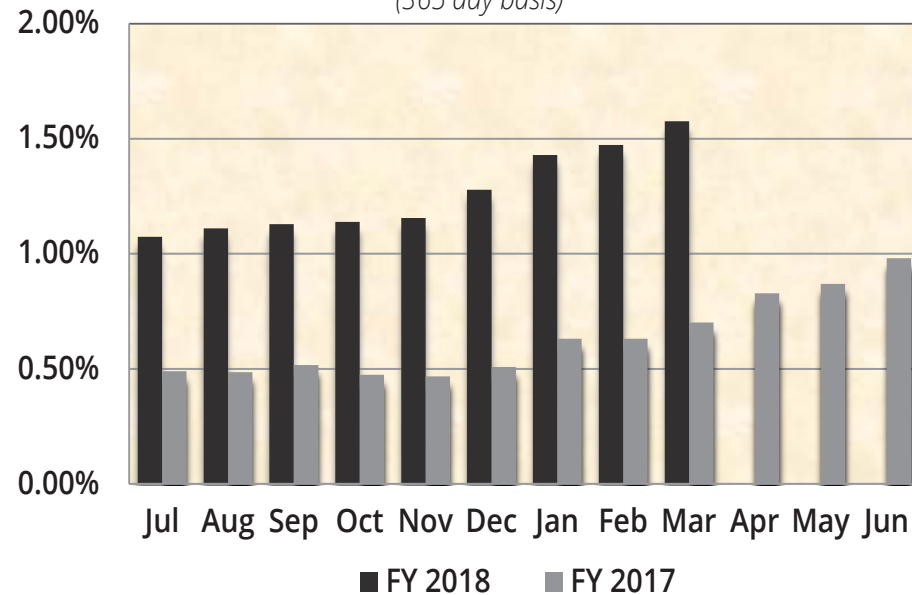


Local Government Investment Pool Month End Book Balances



LGIP Net Yield

(365 day basis)



RECEIPTS AND DISBURSEMENTS FOR TREASURY FUNDS

	March 1, 2018		March 2018		March 31, 2018		
	Beginning Book Balance		Plus Receipts	Less Disbursements	Ending Book Balance	Outstanding Warrants	Ending Cash Balance
GENERAL FUND							
001 General	\$ (132,019,469.65)	\$	2,067,957,911.89	\$ 3,574,943,735.17	\$ (1,639,005,292.93)	\$ 25,967,591.82	\$ (1,613,037,701.11)
018 Millersylvania Park Current	5,210.50				5,210.50		5,210.50
01E Geothermal	16,993.93		(1,517.98)	(6,577.90)	22,053.85		22,053.85
01N Institutional Impact	19,144.72				19,144.72		19,144.72
02P Flood Control Assistance	2,049,882.57			48,953.13	2,000,929.44	217.62	2,001,147.06
031 State Investment Board Expense	4,059,007.02		2,136,713.31	1,903,704.10	4,292,016.23	15,772.89	4,307,789.12
032 State Emergency Water Projects Revolving	221,616.92				221,616.92		221,616.92
03A Excess Earnings							
03L County Criminal Justice Assistance	1,185,960.29		1,169.07	192,000.29	995,129.07	4,689.52	999,818.59
03M Municipal Criminal Justice Assistance	(469,406.98)		(597.68)	71,201.99	(541,206.65)	1,875.79	(539,330.86)
04L Public Health Services	6.30		0.01		6.31		6.31
051 State and Local Improvements Revolving	26,744.33				26,744.33		26,744.33
055 State & Local Improve Revolving (Waste Disp Facilities, 1980)	2,639.01				2,639.01		2,639.01
05C Criminal Justice Treatment	5,774,735.44		119.04	492,437.90	5,282,416.58		5,282,416.58
05M Tourism Development and Promotion							
070 Outdoor Recreation			94,261.44	94,854.19	(592.75)		(592.75)
072 State & Local Improve Revolving (Water Supply Facilities)	673,394.96			15,522.78	657,872.18		657,872.18
09C Farm and Forest	438,186.79		872,041.39	9,489.93	1,300,738.25		1,300,738.25
09G Riparian Protection	(104,684.88)		104,684.88				
09R Economic Development Strategic Reserve	1,595,637.27			65,463.13	1,530,174.14		1,530,174.14
10K Veterans Innovation Program	103,740.40				103,740.40		103,740.40
10P Columbia River Basin Water Supply Development	6,625,685.79		6,178.94	373,144.70	6,258,720.03		6,258,720.03
10R Energy Freedom	723,441.77		643.82	(29.54)	724,115.13		724,115.13
10T Hood Canal Aquatic Rehabilitation Bond							
11F Reinvesting in Youth	5.98				5.98		5.98
11N Heritage Barn Preservation							
11W Water Quality Capital	34,227.10				34,227.10		34,227.10
125 Site Closure	29,787,600.93		73,148.27	12,087.89	29,848,661.31		29,848,661.31
12J Boating Activities	10,000.00				10,000.00		10,000.00
12K Puget Sound Scientific Research							
12R Independent Youth Housing							
12W Veterans Conservation Corps							
14B Budget Stabilization	1,671,091,831.60		(461,095,834.74)	859,239.53	1,209,136,757.33	177,904.23	1,209,314,661.56
14C Puget Sound Recovery							
14H Community Preservation & Development Auth	8,750.00				8,750.00		8,750.00
14L Streamlined Sales & Use Tax Mitigation	6,892,992.89		(23,827.41)	3,519,998.41	3,349,167.07		3,349,167.07
15C WA Community Tech Opportunity							
15F Local Public Safety Enhancement							
15J Building Communities							

RECEIPTS AND DISBURSEMENTS FOR TREASURY FUNDS

	March 1, 2018		March 2018		March 31, 2018		
	Beginning Book Balance		Plus Receipts	Less Disbursements	Ending Book Balance	Outstanding Warrants	Ending Cash Balance
GENERAL FUND (Continued)							
15K Columbia River Water Delivery	\$ 16,173.66	\$	\$	\$	\$ 16,173.66	\$	\$ 16,173.66
15R Evergreen Job Training
16V Water Rights Processing	71,540.89	700.00	72,240.89	72,240.89
177 Judicial Retirement Administrative
17C Opportunity Express Account	62,171.42	62,171.42	62,171.42
17E State Efficiency and Restructuring
17F Washington Opportunity Pathways	44,389,718.93	13,395,454.12	11,726,290.59	46,058,882.46	240.35	46,059,122.81
17K Basic Health Plan Stabilization
18H Opportunity Expansion	326.64	326.64	326.64
19K Yakima Integrated Plan Implementation
19L Charter Schools Oversight	444,603.28	94,350.87	46,003.16	492,950.99	492,950.99
19N Diesel Idle Reduction
20C Yakima Integrated Plan Implementation Taxable Bond
20F Invest in Washington
20S Behavioral Health Innovation	45,624.36	45,624.36	45,624.36
21B Chehalis Basin
21D Dairy Nutrient Infrastructure
21P Sexual Assault Prevention and Response
21R Child Welfare System Improvement
22C Early Learning Facilities Revolving	1,242.85	(1,242.85)	(1,242.85)
22D Early Learning Facilities Development	1,291.72	(1,291.72)	(1,291.72)
244 Habitat Conservation	(200,518.95)	4,418,049.51	419,158.66	3,798,371.90	3,798,371.90
253 Education Construction	915,529.97	814.68	916,344.65	916,344.65
285 Growth Management Planning and Environmental Review
291 Education Savings
355 State Taxable Building Construction	17,115,967.19	2,460,551.86	14,655,415.33	14,655,415.33
359 School Constr & Skill Ctrs Bldg	(31,204.50)	1,558,269.70	639.99	1,526,425.21	1,526,425.21
488 Special Personnel Litigation Revolving
489 Pension Funding Stabilization	462,583,000.00	115,000.00	462,468,000.00	462,468,000.00
492 School Employees' Insurance Administrative
548 LEOFF System Plan 2 Expense	56,642.86	110,627.19	104,391.17	62,878.88	62,878.88
563 Columbia River Crossing Project
702 Dedicated McCleary Penalty	105,200,000.00	105,200,000.00	105,200,000.00
828 Tobacco Prevention and Control	1,471,224.19	1,312.96	14,325.00	1,458,212.15	1,458,212.15
830 Agricultural College Trust Management	\$998,356.14	265.27	101,096.42	897,524.99	3,015.88	900,540.87
TOTAL GENERAL FUND	\$ 1,664,110,031.08	\$ 2,197,487,938.55	\$ 3,597,585,217.12	\$ 264,012,752.51	\$ 26,171,308.10	\$ 290,184,060.61	
SPECIAL REVENUE FUNDS							
002 Hospital Data Collection	\$ 103,321.59	\$ 157.52	\$ 10,708.64	\$ 92,770.47	\$	\$ 92,770.47	
003 Architects' License	1,020,459.20	57,542.30	40,363.81	1,037,637.69	323.06	1,037,960.75	

RECEIPTS AND DISBURSEMENTS FOR TREASURY FUNDS

	March 1, 2018		March 2018		March 31, 2018		
	Beginning Book Balance		Plus Receipts	Less Disbursements	Ending Book Balance	Outstanding Warrants	Ending Cash Balance
SPECIAL REVENUE FUNDS (Continued)							
007 Winter Recreational Program	\$ 1,899,040.35	\$	139,240.00	\$ 173,781.86	\$ 1,864,498.49	\$ 9,878.00	\$ 1,874,376.49
014 Forest Development	7,291,847.22		1,040.36	1,102,394.83	6,190,492.75	64,525.01	6,255,017.76
01B ORV & Non-Highway Vehicle Account	1,835,414.05		307,756.41	459,636.55	1,683,533.91	8,729.02	1,692,262.93
01M Snowmobile	4,451,897.59		96,277.46	520,607.61	4,027,567.44	85,936.63	4,113,504.07
024 Professional Engineers'	1,907,733.41		176,613.39	185,735.53	1,898,611.27	1,638.50	1,900,249.77
026 Real Estate Commission	3,136,066.57		552,994.02	513,944.63	3,175,115.96	5,290.49	3,180,406.45
027 Reclamation	4,211,854.31		111,834.66	116,158.33	4,207,530.64	1,434.05	4,208,964.69
02A Surveys and Maps	1,088,273.00		50,159.86	96,526.00	1,041,906.86	575.25	1,042,482.11
02G Health Professions	10,182,155.35		5,980,719.03	5,813,536.32	10,349,338.06	43,527.70	10,392,865.76
02H Business Enterprises Revolving	777,445.16		102,734.09	98,300.86	781,878.39	12,871.25	794,749.64
02J Certified Public Accountants'	3,134,989.83		227,480.00	106,917.36	3,255,552.47	3,255,552.47
02K Death Investigations	1,899,080.49		435,174.27	431,168.83	1,903,085.93	1,565.27	1,904,651.20
02M Essential Rail Assistance	386,015.11		1,816.85	817.66	387,014.30	387,014.30
02N Parkland Acquisition	18,555.71	18,555.71	18,555.71
02R Aquatic Lands Enhancement	10,999,383.82		9,722.08	(809,728.20)	11,818,834.10	16,524.43	11,835,358.53
02W Timber Tax Distribution	357,519.32		169,787.82	237,397.14	289,910.00	4,773.03	294,683.03
030 Landowner Contingency Forest Fire Suppression	3,944,719.29		47.03	(25,708.03)	3,970,474.35	1,176.00	3,971,650.35
039 Aeronautics	3,517,436.14		260,460.61	398,047.32	3,379,849.43	53,390.17	3,433,239.60
03B Asbestos	722,995.19		41,115.93	18,266.77	745,844.35	25.00	745,869.35
03C Emergency Medical Services and Trauma Care System Trust	12,186,444.09		1,137,952.21	775,536.69	12,548,859.61	125,396.50	12,674,256.11
03F Enhanced 911	1,280,909.80		1,903,346.50	1,671,048.80	1,513,207.50	91,615.89	1,604,823.39
03N Business License	5,146,788.16		4,044,042.53	3,662,982.95	5,527,847.74	61,269.42	5,589,117.16
03P Fire Service Trust	466,736.46		3,187.50	488.50	469,435.46	469,435.46
03R Safe Drinking Water	2,256,342.73		1,034,347.96	221,043.04	3,069,647.65	1,085.96	3,070,733.61
041 Resource Management Cost	32,301,451.26		31,595.51	(802,774.71)	33,135,821.48	172,338.11	33,308,159.59
042 Charitable, Educational, Penal, and Reformatory Institutions	5,649,247.11		5,210.84	(107,519.47)	5,761,977.42	5,761,977.42
044 Waste Reduction, Recycling, and Litter Control	2,161,059.76		571.75	371,966.91	1,789,664.60	3,203.73	1,792,868.33
045 State Vehicle Parking	730,934.96		277,619.06	299,068.78	709,485.24	52.50	709,537.74
048 Marine Fuel Tax Refund	329,270.82	329,270.82	92.87	329,363.69
04E Uniform Commercial Code	2,012,999.82		16,343.74	61,408.49	1,967,935.07	6.33	1,967,941.40
04H Surface Mining Reclamation	678,583.91		65.85	45,716.65	632,933.11	632,933.11
04M Recreational Fisheries Enhancement	814,339.37		47,663.51	232,634.70	629,368.18	19,870.83	649,239.01
04R Drinking Water Assistance	10,820,502.63		230,800.89	13,460,107.16	(2,408,803.64)	(2,408,803.64)
04V Vehicle License Fraud	70,553.86		4,053.30	74,607.16	74,607.16
04W Waterworks Operator Certification	1,102,837.86		125,209.28	60,349.83	1,167,697.31	570.00	1,168,267.31
058 Public Works Assistance	92,281,807.59		147,793.06	752,220.29	91,677,380.36	4,726.84	91,682,107.20
05H Disaster Response	1,028,209.33		17,650,278.41	4,315,029.91	14,363,457.83	1,133,564.03	15,497,021.86
05R Drinking Water Assistance Administrative	4,574,505.48		4,115.00	91,215.87	4,487,404.61	4,487,404.61
05W State Drought Preparedness	2,564,213.82		120.00	2,564,333.82	2,564,333.82

RECEIPTS AND DISBURSEMENTS FOR TREASURY FUNDS

	March 1, 2018		March 2018		March 31, 2018		
	Beginning Book Balance		Plus Receipts	Less Disbursements	Ending Book Balance	Outstanding Warrants	Ending Cash Balance
SPECIAL REVENUE FUNDS (Continued)							
06A Salmon Recovery	\$ 27,893.34	\$	\$	\$	\$ 27,893.34	\$	\$ 27,893.34
06G Real Estate Appraiser Commission	553,494.24		66,419.24	66,970.71	552,942.77	263.86	553,206.63
06K Lead Paint	99,657.17		5,125.00	2,352.02	102,430.15	102,430.15
06L Business and Professions	7,187,493.13		1,019,191.98	992,801.18	7,213,883.93	11,688.45	7,225,572.38
06R Real Estate Research	706,125.66		21,560.00	(160.00)	727,845.66	80.00	727,925.66
06T License Plate Technology	911,733.65		168,208.59	(419.82)	1,080,362.06	10.68	1,080,372.74
071 Warm Water Game Fish	173,425.67		42,061.85	99,305.81	116,181.71	14.20	116,195.91
07C Vessel Response	15,850.00		875.00	16,725.00	16,725.00
07W Domestic Violence Prevention	1,406,855.15		92,296.59	66,976.76	1,432,174.98	1,432,174.98
080 Grade Crossing Protective	269,759.41		240.03	269,999.44	269,999.44
081 State Patrol Highway	20,777,277.16		21,988,029.41	20,663,183.08	22,102,123.49	108,929.92	22,211,053.41
082 Motorcycle Safety Education	2,288,020.51		157,988.90	128,132.34	2,317,877.07	3,379.16	2,321,256.23
084 Building Code Council	180,611.07		24,619.96	45,974.46	159,256.57	159,256.57
086 Fire Service Training	3,151,328.07		19,747.97	612,378.21	2,558,697.83	26,811.20	2,585,509.03
087 Park Land Trust Revolving	2,540,523.69		121,602.15	169,102.60	2,493,023.24	1,520.61	2,494,543.85
08A Education Legacy Trust	126,274,838.65		13,989,419.25	14,327,663.17	125,936,594.73	537,703.31	126,474,298.04
08G Flexible Spending Administrative	2,583,786.73		(12,417.36)	71,238.03	2,500,131.34	2,500,131.34
08H Military Department Rental and Lease	1,918,459.90		39,641.70	19,960.33	1,938,141.27	196.00	1,938,337.27
08K Problem Gambling	630,562.60		(34,381.59)	92,012.57	504,168.44	6,573.96	510,742.40
08M Small City Pavement and Sidewalk	1,407,426.59		80,411.69	68,983.75	1,418,854.53	1,418,854.53
08R Waste Tire Removal	3,273,026.46		97,132.09	8,918.84	3,361,239.71	3,361,239.71
094 Transportation Infrastructure	9,787,522.77		23,709.89	3,915.35	9,807,317.31	9,807,317.31
095 Electrical License	12,078,502.17		1,907,808.75	2,087,516.29	11,898,794.63	18,265.77	11,917,060.40
096 Highway Infrastructure	1,009,166.72		897.89	1,010,064.61	1,010,064.61
097 Recreational Vehicle	2,687,557.39		67,901.22	10,950.94	2,744,507.67	12.00	2,744,519.67
099 Puget Sound Capital Construction	18,268,456.48		2,641,477.70	13,662,265.16	7,247,669.02	173,746.80	7,421,415.82
09E Freight Mobility Investment	12,320,898.23		10,965.73	6,167.39	12,325,696.57	12,325,696.57
09F High-Occupancy Toll Lanes Operations	5,893,886.18		(16,130.40)	(189,906.53)	6,067,662.31	6,067,662.31
09H Transportation Partnership	141,923,293.11		119,667,407.42	16,237,859.68	245,352,840.85	63,386.22	245,416,227.07
09M Aquatic Invasive Species Enforcement
09N Aquatic Invasive Species Prevention
09P City-County Assistance	3,777,716.44		118,234.45	3,896,866.09	(915.20)	999.67	84.47
09T Washington Main Street Trust Fund	68,719.71		68,719.71	68,719.71
102 Rural Arterial Trust	18,384,924.47		1,581,902.91	656,219.13	19,310,608.25	19,310,608.25
104 State Wildlife	6,848,555.90		2,225,393.15	5,069,343.46	4,004,605.59	92,210.70	4,096,816.29
106 Highway Safety	35,349,757.05		12,069,564.05	10,595,257.16	36,824,063.94	149,273.02	36,973,336.96
107 Liquor Excise Tax	7,924,393.38		1,242,962.46	36,078.41	9,131,277.43	9,131,277.43
108 Motor Vehicle	180,843,347.50		118,273,462.54	117,762,623.47	181,354,186.57	3,084,667.48	184,438,854.05
109 Puget Sound Ferry Operations	23,054,218.67		17,462,502.05	22,684,856.79	17,831,863.93	199,467.77	18,031,331.70

RECEIPTS AND DISBURSEMENTS FOR TREASURY FUNDS

	March 2018			March 31, 2018		
	Beginning Book Balance	Plus Receipts	Less Disbursements	Ending Book Balance	Outstanding Warrants	Ending Cash Balance
SPECIAL REVENUE FUNDS (Continued)						
10A Aquatic Algae Control	\$ 359,774.75	\$ 7,516.00	\$ 15,214.65	\$ 352,076.10	\$	\$ 352,076.10
10B Home Security Fund	14,396,829.33	1,411,435.02	3,127,935.53	12,680,328.82	40.12	12,680,368.94
10G Water Rights Tracking System	624,682.74	624,682.74	624,682.74
110 Special Wildlife	6,500,490.80	27,672.31	107,645.65	6,420,517.46	5,188.77	6,425,706.23
111 Public Service Revolving	9,424,210.98	(337,548.91)	1,607,790.01	7,478,872.06	11,662.36	7,490,534.42
113 Common School Construction	51,372,286.15	630,846.68	1,718,468.20	50,284,664.63	5,000.00	50,289,664.63
116 Basic Data	3,680.00	3,680.00	3,680.00
119 Unemployment Compensation Administration	365,432.92	13,443,155.39	14,012,943.51	(204,355.20)	2,255,019.47	2,050,664.27
11B Regional Mobility Grant Program	51,446,352.55	6,295,853.77	957,151.74	56,785,054.58	56,785,054.58
11E Freight Mobility Multimodal	14,457,458.08	12,916.31	14,470,374.39	14,470,374.39
11H Forest and Fish Support	6,090,735.51	160,563.94	76,729.10	6,174,570.35	51.00	6,174,621.35
11K Washington Auto Theft Prevention Authority	809,815.97	481,311.74	765,690.89	525,436.82	985.99	526,422.81
120 Administrative Contingency	14,881,957.31	953,442.61	660,285.36	15,175,114.56	15,175,114.56
12C Affordable Housing For All	3,470,953.60	336,057.56	367,632.06	3,439,379.10	3,439,379.10
12M Charitable Organization Education	1,427,911.61	19,430.00	34,370.00	1,412,971.61	34,370.00	1,447,341.61
12T Traumatic Brain Injury	752,192.08	92,983.80	102,406.99	742,768.89	173.46	742,942.35
134 Employment Services Administrative	19,872,166.37	1,860,578.19	2,409,011.39	19,323,733.17	19,798.98	19,343,532.15
138 Insurance Commissioner's Regulatory	16,182,941.42	109,155.77	2,376,337.68	13,915,759.51	2,882.19	13,918,641.70
144 Transportation Improvement	26,132,852.31	7,251,683.60	4,051,166.29	29,333,369.62	110.00	29,333,479.62
146 Firearms Range	1,579,843.61	37,551.60	(24,942.10)	1,642,337.31	1,642,337.31
14A Wildlife Rehabilitation	681,270.02	17,586.64	18,840.30	680,016.36	2.00	680,018.36
14G Ballast Water and Biofouling Management	23,080.00	33,980.00	220.00	56,840.00	56,840.00
14M Financial Fraud & ID Theft	730,735.88	146,390.00	226,592.11	650,533.77	650,533.77
14R Military Active State Service
14V Ignition Interlock Device	4,158,841.60	452,768.75	285,564.61	4,326,045.74	1,041.13	4,327,086.87
150 Low-Income Weatherization/ Structural Rehabilitation Assistance	1,921,304.79	61,717.04	39,529.24	1,943,492.59	1,943,492.59
153 Rural Mobility Grant Program	4,881,820.77	2,504,715.11	866,326.45	6,520,209.43	6,520,209.43
154 New Motor Vehicle Arbitration	2,750,977.96	65,610.00	38,532.80	2,778,055.16	11.25	2,778,066.41
158 Aquatic Land Dredged Material Disposal Site	421,893.36	10,315.58	411,577.78	411,577.78
159 Parks Improvement	1,333,145.89	7,662.90	6,900.25	1,333,908.54	1,333,908.54
15H Cleanup Settlement	40,337,527.78	36,050.99	436,095.50	39,937,483.27	431.05	39,937,914.32
15M Biotoxin	129,055.08	30,853.73	44,845.22	115,063.59	115,063.59
15P Energy Recovery Act	8,944,186.39	(8,944,186.39)
160 Wood Stove Education and Enforcement	590,498.83	1,676.13	14,697.66	577,477.30	577,477.30
162 Farm Labor Contractor	79,993.63	990.00	80,983.63	80,983.63
167 Natural Resources Conservation Areas Stewardship	288,575.36	1.88	57.85	288,519.39	288,519.39
16A Judicial Stabilization Trust	751,482.76	430,240.33	160,851.48	1,020,871.61	91,555.00	1,112,426.61
16J SR 520 Corridor	77,460,636.97	(4,829,779.74)	(4,906,977.49)	77,537,834.72	1,246.17	77,539,080.89
16M Appraisal Management Company	482,776.27	12,352.01	11,123.45	484,004.83	0.64	484,005.47

RECEIPTS AND DISBURSEMENTS FOR TREASURY FUNDS

	March 1, 2018		March 2018		March 31, 2018		
	Beginning Book Balance		Plus Receipts	Less Disbursements	Ending Book Balance	Outstanding Warrants	Ending Cash Balance
SPECIAL REVENUE FUNDS (Continued)							
16P Marine Resources Stewardship Trust	\$ 177,483.62	\$	157.93	\$	\$ 177,641.55	\$	\$ 177,641.55
16W Hospital Safety Net Assessment	82,429,348.22		55,379,471.46	12,587,682.48	125,221,137.20	125,221,137.20
172 Basic Health Plan Trust	1,841,000.00		1,841,000.00	1,841,000.00
173 State Toxics Control	46,972,355.07		4,360,994.27	7,972,582.80	43,360,766.54	238,048.11	43,598,814.65
174 Local Toxics Control	50,287,088.98		2,522,991.15	632,275.14	52,177,804.99	666.51	52,178,471.50
176 Water Quality Permit	8,812,820.89		5,332,907.66	1,830,210.71	12,315,517.84	8,871.25	12,324,389.09
17B Home Visiting Services	4,072,881.63		1,075,574.79	1,292,870.11	3,855,586.31	3,855,586.31
17N Complete Streets Grant Program
17P SR520 Civil Penalties	7,049,560.67		(9,968.96)	(418,202.91)	7,457,794.62	7,457,794.62
17T Health Benefit Exchange	(507,312.73)		4,314,732.00	0.38	3,807,418.89	3,807,418.89
17W Limousine Carriers	83,289.16		1,643.69	84,932.85	84,932.85
182 Underground Storage Tank	1,097,330.74		142,512.38	131,955.51	1,107,887.61	739.58	1,108,627.19
186 County Arterial Preservation	1,760,840.45		1,152,737.82	1,150,961.85	1,762,616.42	1,762,616.42
18J Capital Vessel Replacement	5,596,558.04		1,633,367.08	(8,190.02)	7,238,115.14	119.06	7,238,234.20
18L Hydraulic Project Approval	131,726.63		131,126.63	600.00	300.00	900.00
199 Biosolids Permit	1,423,252.46		4,809.14	77,379.69	1,350,681.91	1,187.91	1,351,869.82
19A Medicaid Fraud Penalty	16,590,051.44		459,700.81	16,130,350.63	2,377.77	16,132,728.40
19C Forest Practice Application	745,282.69		28.22	(41,164.82)	786,475.73	1,500.00	787,975.73
19G Environmental Legacy Stewardship	20,684,668.23		(1,216,614.09)	1,777,968.64	17,690,085.50	8,693.20	17,698,778.70
19T DOL Technology Improvement and Data Management	1,159,099.86		966.64	1,160,066.50	1,160,066.50
200 Regional Fisheries Enhancement Salmonid Recovery	(65,894.34)		79,770.97	79,279.83	(65,403.20)	(65,403.20)
201 Department of Licensing Services	1,939,073.29		379,197.11	342,328.51	1,975,941.89	1,123.70	1,977,065.59
202 Medical Test Site Licensure	443,355.94		18,842.53	67,848.54	394,349.93	150.00	394,499.93
203 Passenger Ferry	27.39		27.39	27.39
204 Volunteer Fire Fighters' and Reserve Officers' Administrative	1,620,417.95		1,460.69	39,487.28	1,582,391.36	766.72	1,583,158.08
207 Hazardous Waste Assistance	1,366,600.79		1,982.56	257,959.64	1,110,623.71	3,042.20	1,113,665.91
20B Brownfield Redevelopment Trust Fund
20H Connecting Washington	463,367,346.16		28,749,777.38	34,996,411.71	457,120,711.83	1,060,424.58	458,181,136.41
20J Electric Vehicle Charging Infrastructure	1,010,413.43		899.26	1,011,312.69	1,011,312.69
20M Puget Sound Taxpayer Accountability
20N Transportation Future Funding Program	199,681.69		177.69	199,859.38	199,859.38
20R Radioactive Mixed Waste	1,496,817.76		2,080.86	689,677.12	809,221.50	4,253.68	813,475.18
20T PLIA Underground Storage Tank Revolving	12,563,963.06		11,246.86	439,409.89	12,135,800.03	12,135,800.03
20V Economic Gardening Pilot Project
215 Special Category C	4,751,319.08		(94,604.72)	4,656,714.36	4,656,714.36
216 Air Pollution Control	1,362,802.13		35,796.79	168,889.55	1,229,709.37	1,038.21	1,230,747.58
217 Oil Spill Prevention	2,306,196.93		303,171.94	407,973.53	2,201,395.34	2,195.14	2,203,590.48
218 Multimodal Transportation	178,264,968.07		12,273,775.79	11,973,302.16	178,565,441.70	371,296.67	178,936,738.37
21E Concealed Pistol License Renewal	(8,936.02)		14,603.40	(41,220.12)	46,887.50	46,887.50

RECEIPTS AND DISBURSEMENTS FOR TREASURY FUNDS

	March 2018			March 31, 2018		
	Beginning Book Balance	Plus Receipts	Less Disbursements	Ending Book Balance	Outstanding Warrants	Ending Cash Balance
SPECIAL REVENUE FUNDS (Continued)						
21H Wastewater Treatment Plant Operator Certification	\$ 70,574.00	\$ 2,790.00	\$ 115.00	\$ 73,249.00	\$ 220.00	\$ 73,469.00
21M Distracted Driving Prevention	1,844.95	72.19	1,917.14	1,917.14
21S Aquatic Invasive Species Management	637,542.65	15,172.00	69,113.58	583,601.07	606.96	584,208.03
21V Construction Registration Inspection	1,305,819.33	1,109,215.80	817,493.12	1,597,542.01	15,691.38	1,613,233.39
222 Freshwater Aquatic Weeds	779,208.50	51,078.00	25,592.78	804,693.72	467.49	805,161.21
223 State Oil Spill Response	8,887,273.63	215,129.47	58,338.41	9,044,064.69	44.00	9,044,108.69
22J Abandoned Recreational Vehicle Disposal
22M Energy Efficiency	29,081.21	8,981,226.55	9,010,307.76	9,010,307.76
234 Public Works Administration	14,428,182.51	425,933.34	334,379.62	14,519,736.23	72,527.09	14,592,263.32
235 Youth Tobacco & Vapor Product Prevention	1,235,249.45	142,655.76	67,595.09	1,310,310.12	2,300.00	1,312,610.12
237 Recreation Access Pass	1,419,137.87	341,910.19	47,610.97	1,713,437.09	270.00	1,713,707.09
260 University of Washington Operating Fees	123.54	123.54	123.54
262 Manufactured Home Installation Training	498,556.58	23,200.90	16,363.74	505,393.74	200.19	505,593.93
263 Community and Economic Development Fee	3,143,150.39	102,543.26	48,447.90	3,197,245.75	25.07	3,197,270.82
267 Recreation Resources	18,760,666.13	788,006.31	654,973.72	18,893,698.72	18,893,698.72
268 Nonhighway and Off-Road Vehicle Activities (NOVA) Program	9,124,842.92	576,713.71	368,113.94	9,333,442.69	126,149.40	9,459,592.09
269 Parks Renewal and Stewardship	21,992,250.46	4,782,009.94	4,247,490.38	22,526,770.02	95,694.22	22,622,464.24
271 Washington State University Operating Fees
275 Central Washington University Operating Fees
277 State Agency Parking	269,443.65	10,949.00	5,520.68	274,871.97	274,871.97
296 Columbia River Basin Water Supply Rev Recovery	4,194,575.82	19,482.49	4,214,058.31	4,214,058.31
315 Dedicated Marijuana Fund	223,096,350.35	28,613,155.52	4,623,562.54	247,085,943.33	30,745.40	247,116,688.73
319 Public Health Supplemental	1,197,005.65	2,851.46	130,766.64	1,069,090.47	1,055.30	1,070,145.77
404 State Treasurer's Service	11,466,638.26	1,544,820.06	697,057.11	12,314,401.21	1,570.79	12,315,972.00
408 Coastal Protection	1,050,801.03	12,510.17	29,845.91	1,033,465.29	1,033,465.29
441 Local Government Archives	1,968,579.05	365,370.69	290,805.14	2,043,144.60	5,893.73	2,049,038.33
500 Perpetual Surveillance and Maintenance	46,214,278.58	41,118.05	46,255,396.63	46,255,396.63
507 Oyster Reserve Land	494,717.06	440.22	19,060.00	476,097.28	476,097.28
511 Tacoma Narrows Toll Bridge	22,737,859.16	(6,757,197.05)	(3,660,477.93)	19,641,140.04	35.00	19,641,175.04
513 Derelict Vessel Removal	1,165,288.56	22,895.00	40,666.24	1,147,517.32	19,133.93	1,166,651.25
532 Washington Housing Trust	10,307,493.30	2,466,249.92	431,836.68	12,341,906.54	741.21	12,342,647.75
535 Alaskan Way Viaduct Replacement Project	2,637,697.30	(44,172.73)	2,593,524.57	2,593,524.57
549 Election	3,634,208.89	3,239.08	11,709.86	3,625,738.11	3,625,738.11
550 Transportation 2003	(8,653,987.68)	9,799,566.55	2,672,703.85	(1,527,124.98)	3,026.30	(1,524,098.68)
562 Skilled Nursing Facility Safety Net Trust	5,629,464.09	3,087.22	425,369.59	5,207,181.72	5,207,181.72
564 Water Pollution Control Revolving Administration	4,415,135.93	26,973.97	129,640.47	4,312,469.43	152.82	4,312,622.25
565 Yakima Integrated Plan Implementation Revenue Recovery
566 Community Forest Trust	66,600.38	59.43	(12,036.85)	78,696.66	78,696.66
571 Multiuse Roadway Safety	241,255.53	11,242.54	252,498.07	252,498.07

RECEIPTS AND DISBURSEMENTS FOR TREASURY FUNDS

	March 2018			March 31, 2018		
	Beginning Book Balance	Plus Receipts	Less Disbursements	Ending Book Balance	Outstanding Warrants	Ending Cash Balance
SPECIAL REVENUE FUNDS (Continued)						
595 I-405 Express Toll Lanes Operations	\$ 28,000,980.13	\$ (91,081.26)	\$ (1,026,122.68)	\$ 28,936,021.55	\$	\$ 28,936,021.55
600 Department of Retirement Systems Expense	8,161,769.48	3,110,657.11	2,648,468.46	8,623,958.13	1,842.05	8,625,800.18
689 Rural Washington Loan	8,151,020.68	7,253.15	14,528.72	8,143,745.11	8,143,745.11
727 Water Pollution Control Revolving	117,095,450.26	18,981,254.31	15,518,568.60	120,558,135.97	29,301.13	120,587,437.10
733 Capitol Campus Reserve
777 Prostitution Prevention and Intervention	90,390.28	2,532.71	149.49	92,773.50	92,773.50
785 State Educational Trust Fund	6,635,672.11	50,177.33	3,608.91	6,682,240.53	1,054.00	6,683,294.53
818 Youth Athletic Facility	188,993.56	168.18	189,161.74	189,161.74
825 Tobacco Settlement
844 Money-Purchase Retirement Savings Administrative
874 OASI Revolving	162,520.44	9,076.74	12,336.87	159,260.31	1.06	159,261.37
887 Public Facilities Construction Loan Revolving	21,161,279.37	100,061.13	344,556.25	20,916,784.25	95.41	20,916,879.66
888 Deferred Compensation Administrative	753,703.09	1,311,777.28	145,250.06	1,920,230.31	92.57	1,920,322.88
893 Radiation Perpetual Maintenance	\$342,381.60	304.67	342,686.27	342,686.27
TOTAL SPECIAL REVENUE FUNDS	\$ 2,810,279,927.36	\$ 567,033,028.26	\$ 401,425,644.50	\$ 2,975,887,311.12	\$ 10,950,477.02	\$ 2,986,837,788.14
DEBT SERVICE FUNDS						
303 Highway Bond Retirement	\$ 72,363,808.43	\$ 59,348,041.10	\$ 1,078,875.00	\$ 130,632,974.53	\$	\$ 130,632,974.53
304 Ferry Bond Retirement	10,430,679.60	1,248,218.06	11,678,897.66	11,678,897.66
305 Transportation Improvement Board Bond Retirement	3,003,674.79	565,560.40	3,569,235.19	3,569,235.19
347 Washington State University Bond Retirement	17,371,541.63	(3,275,694.27)	(948,832.20)	15,044,679.56	15,044,679.56
348 University of Washington Bond Retirement	10,080,208.59	267,448.83	208,543.50	10,139,113.92	10,139,113.92
380 Debt-Limit General Fund Bond Retirement	1,098.84	1,098.84	1,098.84
381 Debt-Limit Reimbursable Bond Retirement
382 Nondebt-Limit General Fund Bond Retirement
383 Nondebt-Limit Reimbursable Bond Retirement
384 Nondebt-Limit Proprietary Appropriated Bond Retirement
385 Nondebt-Limit Proprietary Nonappropriated Bond Retirement
386 Nondebt-Limit Revenue Bond Retirement
389 Toll Facility Bond Retirement	\$39,227,252.03	4,682,969.71	14,661,562.50	29,248,659.24	29,248,659.24
TOTAL DEBT SERVICE FUNDS	\$ 152,478,263.91	\$ 62,836,543.83	\$ 15,000,148.80	\$ 200,314,658.94	\$	\$ 200,314,658.94
CAPITAL PROJECTS FUNDS						
01L Higher Education Construction	\$	\$	\$	\$	\$	\$
036 Capitol Building Construction	1,192,341.01	975.46	(363,709.10)	1,557,025.57	1,557,025.57
056 State Higher Education Construction	2,358.05	2.10	2,360.15	2,360.15
057 State Building Construction	(30,560,917.39)	559,100,082.05	47,292,815.39	481,246,349.27	1,191,354.22	482,437,703.49
060 Community and Technical College Capital Projects	21,323,626.42	878,465.85	1,518,310.01	20,683,782.26	20,683,782.26
061 Eastern Washington University Capital Projects	5,233,899.81	215,066.62	777,141.55	4,671,824.88	4,671,824.88
062 Washington State University Building	(1,572,461.43)	7,389,801.46	3,427,610.65	2,389,729.38	2,389,729.38

RECEIPTS AND DISBURSEMENTS FOR TREASURY FUNDS

		March 1, 2018	March 2018			March 31, 2018		
		Beginning Book Balance	Plus Receipts	Less Disbursements	Ending Book Balance	Outstanding Warrants	Ending Cash Balance	
CAPITAL PROJECTS FUNDS (Continued)								
063	Central Washington University Capital Projects	\$ 5,702,643.69	\$ 1,080,130.89	\$ 104,071.73	\$ 6,678,702.85	\$	\$ 6,678,702.85	
064	University of Washington Building	14,734,628.13	3,161,230.11	3,989,037.84	13,906,820.40	13,906,820.40	
065	Western Washington University Capital Projects	2,494,165.43	1,583,790.45	278,314.00	3,799,641.88	3,799,641.88	
066	The Evergreen State College Capital Projects	4,267,688.00	187,908.17	561,698.95	3,893,897.22	3,893,897.22	
075	State Social and Health Services Construction	5,371.39	5,371.39	5,371.39	
18B	Columbia River Basin Tax Bond Water Supply Development	1,301,145.66	1,157.54	1,302,303.20	1,302,303.20	
245	Public Safety Reimbursable Bond	4.12	4.12	4.12	
246	Community and Technical College Forest Reserve	2,839,921.04	139.22	2,840,060.26	2,840,060.26	
289	Thurston County Capital Facilities	5,285,141.20	417,014.67	140,086.02	5,562,069.85	5,562,069.85	
357	Gardner-Evans Higher Education Construction	45,698.05	45,698.05	45,698.05	
364	Military Department Capital	\$1,084,597.35	1,084,597.35	1,084,597.35	
TOTAL CAPITAL PROJECTS FUNDS		\$ 33,379,850.53	\$ 574,015,764.59	\$ 57,725,377.04	\$ 549,670,238.08	\$ 1,191,354.22	\$ 550,861,592.30	
PERMANENT FUNDS								
04B	Natural Resources Real Property Replacement	\$ 6,451,034.61	\$ 5,738.64	\$ (129,400.00)	\$ 6,586,173.25	\$	\$ 6,586,173.25	
601	Agricultural Permanent	58,068.30	0.01	(293,978.98)	352,047.29	352,047.29	
603	Millersylvania Park Trust	5,492.66	4.89	5,497.55	5,497.55	
604	Normal School Permanent	154,773.60	8,429.52	146,344.08	146,344.08	
605	Permanent Common School	54,287.54	(3,667.71)	57,955.25	57,955.25	
606	Scientific Permanent	822,453.93	458,742.90	363,711.03	363,711.03	
607	State University Permanent	135,486.89	80,018.09	55,468.80	55,468.80	
851	Developmental Disabilities Community Trust	\$1,505,275.66	1,339.70	1,506,615.36	1,506,615.36	
TOTAL PERMANENT FUNDS		\$ 9,186,873.19	\$ 7,083.24	\$ 120,143.82	\$ 9,073,812.61	\$	\$ 9,073,812.61	
ENTERPRISE FUNDS								
401	Correctional Industries	\$ 7,031,228.59	\$ 7,455,150.95	\$ 8,048,037.60	\$ 6,438,341.94	\$ 110,822.11	\$ 6,549,164.05	
407	Secretary of State's Revolving	10,198,705.62	847,378.32	1,016,568.79	10,029,515.15	137.00	10,029,652.15	
578	Lottery Administrative	376,116.02	1,340,187.20	1,325,298.22	391,005.00	11,302.95	402,307.95	
608	Accident	125,105.56	68,127,870.10	66,515,972.49	1,737,003.17	11,122,952.85	12,859,956.02	
609	Medical Aid	(741,361.01)	77,271,033.81	72,991,952.39	3,537,720.41	7,715,835.23	11,253,555.64	
610	Accident Reserve	1,351,194.58	65,667,418.40	65,502,392.01	1,516,220.97	703,358.64	2,219,579.61	
881	Supplemental Pension	620,699.00	53,996,264.34	53,564,308.41	1,052,654.93	1,340,401.17	2,393,056.10	
883	Second Injury	\$23,034,288.13	5,056,934.41	150,117.61	27,941,104.93	28,074.80	27,969,179.73	
TOTAL ENTERPRISE FUNDS		\$ 41,995,976.49	\$ 279,762,237.53	\$ 269,114,647.52	\$ 52,643,566.50	\$ 21,032,884.75	\$ 73,676,451.25	
INTERNAL SERVICE FUNDS								
006	Public Records Efficiency, Preservation & Access	\$ 2,055,529.40	\$ 146,610.21	\$ 289,697.88	\$ 1,912,441.73	\$	\$ 1,912,441.73	
405	Legal Services Revolving	14,099,204.69	13,841,968.80	11,566,858.65	16,374,314.84	114,735.71	16,489,050.55	
410	Transportation Equipment	13,980,640.28	887,082.32	1,953,501.12	12,914,221.48	4,819.79	12,919,041.27	
415	Personnel Service	2,193,880.04	205,176.37	540,689.47	1,858,366.94	38.44	1,858,405.38	

RECEIPTS AND DISBURSEMENTS FOR TREASURER'S TRUST FUNDS

	March 1, 2018		March 2018		March 31, 2018		
	Beginning Book Balance		Plus Receipts	Less Disbursements	Ending Book Balance	Outstanding Warrants	Ending Cash Balance
INTERNAL SERVICE FUNDS (Continued)							
418 State Health Care Authority Administrative	\$ 2,663,001.90	\$	2,380,599.04	\$ 1,383,081.48	\$ 3,660,519.46	\$ 6,212.02	\$ 3,666,731.48
455 Higher Education Personnel Service	(80,907.91)		660,739.15	113,846.52	465,984.72	12.66	465,997.38
468 OFM Central Service	(719,142.50)		1,887,365.99	969,963.41	198,260.08	198,260.08
483 Auditing Services Revolving	40,077.44		747,189.64	829,804.01	(42,536.93)	380.31	(42,156.62)
484 Administrative Hearings Revolving	(\$1,969,322.91)		2,535,116.30	1,591,882.67	(1,026,089.28)	8,878.19	(1,017,211.09)
TOTAL INTERNAL SERVICE FUNDS	\$ 32,262,960.43	\$	23,291,847.82	\$ 19,239,325.21	\$ 36,315,483.04	\$ 135,077.12	\$ 36,450,560.16
PENSION TRUST FUNDS							
614 Volunteer Firefighters' Relief and Pension Principal	\$ 15,784,611.80	\$	608,859.52	\$ 1,077,854.80	\$ 15,315,616.52	\$ 80,425.64	\$ 15,396,042.16
615 State Patrol - Plan1	918,726.82		6,430,487.91	6,234,968.58	1,114,246.15	18,681.58	1,132,927.73
616 Judges' Retirement	802,078.02		738.14	32,880.99	769,935.17	769,935.17
630 State Patrol - Plan 2	417,110.05		948,314.91	908,122.35	457,302.61	457,302.61
631 Public Employees' Retirement System Plan 1	8,807,928.31		156,348,251.60	154,541,553.29	10,614,626.62	464,694.44	11,079,321.06
632 Teachers' Retirement System Plan 1	6,640,354.11		108,533,763.36	107,478,290.87	7,695,826.60	187,178.10	7,883,004.70
633 School Employees' Retirement System Combined Plan 2 & 3	3,725,413.69		58,894,977.35	52,379,803.08	10,240,587.96	145,473.80	10,386,061.76
635 Public Safety Employees Retirement System Plan 2	236,087.89		4,641,162.74	4,561,104.82	316,145.81	15,508.21	331,654.02
641 Public Employees' Retirement System Combined Plan 2 & 3	9,345,993.95		238,736,351.14	233,880,636.58	14,201,708.51	1,330,463.51	15,532,172.02
642 Teachers' Retirement System Combined Plan 2 and 3	9,481,809.04		159,922,084.12	143,942,520.56	25,461,372.60	175,664.27	25,637,036.87
722 Deferred Compensation Principal	3,391,570.16		39,628,277.96	40,113,110.61	2,906,737.51	1,325.86	2,908,063.37
729 Judicial Retirement Principal	9,412.40		12,213.84	3,198.96	18,427.28	18,427.28
819 LEOFF Plan 1 Retirement	2,642,843.52		30,924,595.67	29,934,829.12	3,632,610.07	92,118.19	3,724,728.26
829 LEOFF Plan 2 Retirement	2,772,379.53		50,832,041.79	49,543,457.77	4,060,963.55	182,013.11	4,242,976.66
882 Washington Judicial Retirement System	\$8,450,086.65		13,185.07	675,789.92	7,787,481.80	2,068.42	7,789,550.22
TOTAL PENSION TRUST FUNDS	\$ 73,426,405.94	\$	856,475,305.12	\$ 825,308,122.30	\$ 104,593,588.76	\$ 2,695,615.13	\$ 107,289,203.89
AGENCY FUNDS							
01P Suspense	\$ 54,340,520.72	\$	807,214,752.96	\$ 714,984,094.08	\$ 146,571,179.60	\$ 355,122.78	\$ 146,926,302.38
01R Undistributed Receipts	3,963,939.63		(2,744,340.28)	1,219,599.35	1,219,599.35
01T Local Leasehold Excise Tax	588,082.00		(40,680.04)	(82,809.17)	630,211.13	630,211.13
034 Local Sales and Use Tax
035 State Payroll Revolving	14,489,037.74		474,071,547.32	464,365,565.62	24,195,019.44	1,670,063.94	25,865,083.38
165 Salary Reduction	3,416,983.84		2,984,041.03	4,478,737.37	1,922,287.50	1,922,287.50
768 Local Real Estate Excise Tax		2,793,687.12	2,793,687.12
795 State Investment Board Commingled Monthly Bond		7,948.88	7,948.88
865 State Investment Board Commingled Trust		41,790.24	41,769.63	20.61	20.61
877 OASI Contribution
TOTAL AGENCY FUNDS	\$ 76,798,563.93	\$	1,284,328,747.23	\$ 1,186,588,993.53	\$ 174,538,317.63	\$ 2,025,186.72	\$ 176,563,504.35
TOTAL TREASURY FUNDS	\$ 4,893,918,852.86	\$	5,845,238,496.17	\$ 6,372,107,619.84	\$ 4,367,049,729.19	\$ 64,201,903.06	\$ 4,431,251,632.25

RECEIPTS AND DISBURSEMENTS FOR TREASURER'S TRUST FUNDS

	March 1, 2018		March 2018		March 31, 2018		
	Beginning Book Balance		Plus Receipts	Less Disbursements	Ending Book Balance	Outstanding Warrants	Ending Cash Balance
GENERAL FUND							
06N Local Tax Administration	\$	\$	\$	\$	\$	\$	\$
07F Commercial Fisheries Buyback
08B Foster Care Endowed Scholarship Trust	15,643.94		13.92		15,657.86		15,657.86
08E Individual Development Account Program	1,957.40		1.74		1,959.14		1,959.14
08N State Financial Aid	10,157,836.48		25,584,616.48	13,858,320.70	21,884,132.26	4,733.53	21,888,865.79
08T Transportation Innovative Partnership
10L Health Insurance Partnership
10V Invasive Species Council
11M Poet Laureate	115.55				115.55		115.55
11R Hospital Infection Control Grant
12L Outdoor Education and Recreation Prog	820,055.43				820,055.43		820,055.43
12P Geoduck Aquaculture Research	0.48				0.48		0.48
131 Fair	2,105,933.69	(13,016.64)		1,911,090.47	181,826.58	685,099.85	866,926.43
14N Legislative Oral History	57,246.20				57,246.20		57,246.20
14P Skeletal Human Remains Assistance	277,541.66			1,199.36	276,342.30		276,342.30
15B Food Animal Vet Scholarship
15N Business Assistance
16F Washington State Flag	410.96				410.96		410.96
16K Mortgage Recovery
16R Multiagency Permitting Team	93,398.44		83.11		93,481.55		93,481.55
17R Aerospace Training Student Loan	1,031,782.25		10,592.05	11,925.14	1,030,449.16		1,030,449.16
18C Native Education Public-Private Partnership
18F High School Completion
18G Opportunity Scholarship Match Transfer	1,979,087.44				1,979,087.44		1,979,087.44
18K 24/7 Sobriety	4,630.92		665.16		5,296.08		5,296.08
18V Science, Technology, Engineering and Math Education Lighthouse
19J Universal Communications Services	5,698,227.32				5,698,227.32		5,698,227.32
19V Andy Hill Cancer Research Endowment Fund Match Transfer	9,583,554.80			45,769.16	9,537,785.64		9,537,785.64
20L Early Start
21J Gina Grant Bull Memorial Legislative Page Scholarship	23,762.69	21.89		175.00	23,609.58		23,609.58
21K Skilled Worker Awareness Grant Program
21L Low-Income Home Rehab Revolving Loan Program
21T Suicide-Safer Homes Project	24,279.54			308.65	23,970.89		23,970.89
22A State Agency Office Relocation Pool	8,677,172.11	4,042.64		511,222.32	8,169,992.43	1,250.64	8,171,243.07
22B Highway Worker Memorial Scholarship
290 Savings Incentive	2,407,820.06			92,536.87	2,315,283.19	99.17	2,315,382.36
447 Information Technology Investment Revolving	6,865,246.77			326,099.64	6,539,147.13		6,539,147.13
490 Regional Transportation Investment District
493 School Employees' Insurance

RECEIPTS AND DISBURSEMENTS FOR TREASURER'S TRUST FUNDS

	March 1, 2018	March 2018		March 31, 2018		
	Beginning Book Balance	Plus Receipts	Less Disbursements	Ending Book Balance	Outstanding Warrants	Ending Cash Balance
GENERAL FUND (Continued)						
494 School Employees' Benefits Board Administration	\$	\$	\$	\$	\$	\$
514 Agricultural Conservation Easements
534 Washington Graduate Fellowship Trust	489.80	489.80	489.80
551 Washington Youth and Families	124,634.31	124,634.31	124,634.31
552 Conservation Assistance Revolving	416,246.25	416,246.25	416,246.25
646 Higher Ed Retirement Plan Supplemental Benefit	1,200.71	3,657,358.48	3,643,304.00	15,255.19	15,255.19
653 Washington Distinguished Professorship Trust
743 College Faculty Awards Trust	186.14	186.14	186.14
747 Health Professional Loan Repayment & Scholarship Program	10,090,273.37	16,512.17	34,946.62	10,071,838.92	10,071,838.92
748 Higher Education Coord. Board for Innovation and Quality
781 Cross-State Trail	473.10	473.10	473.10
793 Health Insurance Pool
817 Stadium and Exhibition Center Construction
835 Four Year Student Child Care in Higher Education	53,850.49	4,163.38	49,687.11	49,687.11
837 Washington's Promise Scholarship	\$8.14	0.01	8.15	8.15
TOTAL GENERAL FUND	\$ 60,513,066.44	\$ 29,260,891.01	\$ 20,441,061.31	\$ 69,332,896.14	\$ 691,183.19	\$ 70,024,079.33
SPECIAL REVENUE FUNDS						
01F Crime Victims' Compensation	\$ 8,335,699.54	\$ 70,906.74	\$ 1,433,545.00	\$ 6,973,061.28	\$	\$ 6,973,061.28
025 Pilotage	860,099.09	71,388.42	88,458.01	843,029.50	126.68	843,156.18
03K Industrial Insurance Premium Refund	4,164,529.03	5,470.94	97,073.69	4,072,926.28	750.08	4,073,676.36
04F Real Estate Education Program	627,668.57	4,315.90	(254.83)	632,239.30	632,239.30
06H Oral History, State Library, and Archives	18,669.44	31,638.17	15,086.91	35,220.70	70.20	35,290.90
06J Securities Prosecution	553,423.65	14,800.00	816.98	567,406.67	567,406.67
07A Mortgage Lending Fraud Prosecution	367,332.29	20,959.95	45,349.00	342,943.24	342,943.24
07B Organ and Tissue Donation Awareness	77,702.49	37,455.50	60,074.33	55,083.66	55,083.66
07E Contract Harvesting Revolving	5,310,322.92	3,750.00	(124,535.75)	5,438,608.67	5,438,608.67
07J "Helping Kids Speak"	3,168.67	2,895.67	2,578.33	3,486.01	3,486.01
07K Special License Plate Applicant Trust	6,103.00	6,103.00	6,103.00
07L Legislative International Trade	735.13	735.13	735.13
07N Produce Railcar Pool	48.34	0.04	48.38	48.38
07T Commemorative Works	3,309.00	2.95	3,311.95	3,311.95
07V Fish and Wildlife Enforcement Reward	700,411.42	14,623.69	61,225.55	653,809.56	40,969.63	694,779.19
08C Gonzaga University Alumni Association	4,943.04	3,973.67	3,306.34	5,610.37	5,610.37
08F Lighthouse Environmental Programs	11,465.98	8,341.68	6,939.34	12,868.32	12,868.32
08J Prescription Drug Consortium	42,947.77	42,947.77	42,947.77
08L "Ski & Ride Washington"	3,003.23	2,697.34	2,648.34	3,052.23	3,052.23
08P State Parks Education and Enhancement	446,798.63	12,492.69	19,082.67	440,208.65	440,208.65
08V Veterans Stewardship	1,523,518.05	56,289.08	60,171.58	1,519,635.55	2,886.15	1,522,521.70
08W "Washington's National Park Fund"	17,751.88	17,572.36	14,314.98	21,009.26	21,009.26

RECEIPTS AND DISBURSEMENTS FOR TREASURER'S TRUST FUNDS

	March 1, 2018		March 2018		March 31, 2018		
	Beginning Book Balance		Plus Receipts	Less Disbursements	Ending Book Balance	Outstanding Warrants	Ending Cash Balance
SPECIAL REVENUE FUNDS (Continued)							
098 Eastern Washington Pheasant Enhancement	\$ 146,291.16	\$	9,732.06	\$ 11,820.89	\$ 144,202.33	\$	\$ 144,202.33
09A We Love Our Pets	11,246.57		5,446.00	4,074.00	12,618.57	12,618.57
09B Boating Safety Education Certification	663,391.62		10,930.00	6,057.76	668,263.86	195.00	668,458.86
09J Washington Coastal Crab Pot Buoy Tag	285,302.45		71,864.71	213,437.74	213,437.74
09K Life Sciences Discovery	1,587,383.18		1,470.11	190,837.72	1,398,015.57	1,398,015.57
09L Nursing Resource Center	107,444.34		52,035.00	422.87	159,056.47	195.00	159,251.47
10F "Share the Road"	17,058.05		8,892.34	6,913.67	19,036.72	19,036.72
11A Employment Training Finance	312,751.54		30,822.17	32,147.56	311,426.15	311,426.15
11J Electronic Products Recycling	763,014.98		217.33	23,696.26	739,536.05	81.61	739,617.66
11P Large On-Site Sewage Systems
11V Veteran Estate Management	2,939.42		26,133.25	41,763.55	(12,690.88)	448.50	(12,242.38)
126 Agricultural Local	17,041,521.14		3,015,363.40	2,301,362.98	17,755,521.56	23,935.18	17,779,456.74
128 Grain Inspection Revolving	7,140,218.69		1,367,844.87	1,356,268.15	7,151,795.41	493.33	7,152,288.74
12E Assisted Living Facility Management	269,347.96	(5,077.04)	274,425.00	274,425.00
12F Manufactured/Mobile Home Dispute Resol	2,571,483.53		37,677.65	34,330.56	2,574,830.62	2,574,830.62
12G Rockfish Research	312,374.95		10,640.00	14,029.23	308,985.72	308,985.72
12H Uniformed Service Shared Leave Pool	814,308.34	(2,086.80)	816,395.14	816,395.14
12N Get Ready For Math & Science Schlarshp	40,481.66		3,833.77	44,315.43	44,315.43
133 Children's Trust	498,817.14		3,260.58	11,433.19	490,644.53	498.56	491,143.09
14E Washington State Heritage Center	3,043,438.25		392,201.54	386,622.97	3,049,016.82	1,164.31	3,050,181.13
14W Reduced Cigarette Ignition Propensity	435,961.32		14,138.44	1,450.82	448,648.94	448,648.94
15A Transitional Housing Oper & Rent	166,310.15	166,310.15	166,310.15
15T Broadband Mapping
15V Funeral and Cemetery	1,087,789.94		53,806.76	80,730.67	1,060,866.03	88.00	1,060,954.03
15W Guaranteed Asset Protection Waiver	18,500.00		250.00	18,750.00	18,750.00
163 Worker and Community Right to Know	2,436,646.69		25,619.50	238,062.52	2,224,203.67	490.98	2,224,694.65
169 Horse Racing Commission Operating	893,027.37		334,471.62	329,983.03	897,515.96	42,500.44	940,016.40
16B Landscape Architects' License	329,768.58		17,850.27	15,588.18	332,030.67	4.95	332,035.62
16E Spec Forest Products Outreach/Education	12,713.38		10.46	12,723.84	12,723.84
16G Universal Vaccine Purchase	6,486,535.23		4,319,322.63	4,704,835.96	6,101,021.90	6,101,021.90
16H Columbia River Salmon/Steelhead Endorsement	616,149.00		61,516.50	192,669.19	484,996.31	1,087.20	486,083.51
16L Accessible Communities	517,979.53		12,604.38	4,848.02	525,735.89	525,735.89
16N Disabled Veterans Assistance
16T Product Stewardship Programs	333,433.75	8,476.24	324,957.51	45.34	325,002.85
17H WA Global Health Technologies Product Development	2.06	2.06	2.06
17L Foreclosure Fairness	348,050.00		10,500.00	147,111.78	211,438.22	211,438.22
17M Individual-Based/Portable Background Check Clearance	(2,005.88)		28,738.00	28,280.06	(1,547.94)	331.70	(1,216.24)
17V Volunteer Firefighters	4,563.99		3,899.00	2,050.99	6,412.00	6,412.00
180 Local Government Administrative Hearings	259,103.35	2,376.92	256,726.43	256,726.43

RECEIPTS AND DISBURSEMENTS FOR TREASURER'S TRUST FUNDS

	March 1, 2018	March 2018		March 31, 2018		
	Beginning Book Balance	Plus Receipts	Less Disbursements	Ending Book Balance	Outstanding Warrants	Ending Cash Balance
SPECIAL REVENUE FUNDS (Continued)						
189 Clarke-McNary	\$	\$	\$	\$	\$	\$
18A Investing In Innovation	34,347.09	34,347.09	34,347.09
18E Educator Certification Processing	2,399,161.61	233,477.00	279,073.47	2,353,565.14	676.00	2,354,241.14
18M Music Matters Awareness	5,523.00	5,621.01	4,148.67	6,995.34	6,995.34
18N Damage Prevention	141,014.00	11,791.00	152,805.00	152,805.00
18R Seattle Sounders FC	7,014.94	6,437.68	4,963.01	8,489.61	8,489.61
190 Forest Fire Protection Assessment	6,954,839.98	542.70	908,419.18	6,046,963.50	44,744.08	6,091,707.58
193 State Forest Nursery Revolving	436,258.07	159.91	(148,777.41)	585,195.39	3,194.31	588,389.70
195 Energy	11,637.11	11.18	2,830.71	8,817.58	8,817.58
197 Statute Law Committee Publications	872,506.68	5,803.36	3,821.00	874,489.04	62.06	874,551.10
198 Access Road Revolving	8,323,013.95	931.29	(413,375.07)	8,737,320.31	499.84	8,737,820.15
19B School for the Blind	1,886,631.16	100,122.46	153,023.43	1,833,730.19	730.53	1,834,460.72
19E 4-H Program	272.00	448.00	357.00	363.00	363.00
19F Seattle Seahawks	39,459.00	49,434.06	39,071.66	49,821.40	49,821.40
19H Center for Childhood Deafness and Hearing Loss	373,884.53	60,428.68	10,394.41	423,918.80	423,918.80
19M Seattle University	21,195.99	480.67	21,676.66	21,676.66
19P Child Rescue	12,158.27	2,069.46	14,227.73	14,227.73
19R Residential Services and Support
19W Wolf-Livestock Conflict	285,913.03	1,940.00	283,973.03	283,973.03
205 Mobile Home Park Relocation	1,398,415.24	41,212.02	12,107.25	1,427,520.01	1,427,520.01
206 Cost of Supervision	475,866.91	158,366.08	21,634.14	612,598.85	1,802.01	614,400.86
209 Regional Fisheries Enhancement Group	1,326,804.50	24,479.35	78,306.73	1,272,977.12	100.00	1,273,077.12
20A State Flower	1,988.00	2,046.34	1,512.00	2,522.34	2,522.34
20D CPA Scholarship Transfer	250,000.00	250,000.00	250,000.00
20E WA Internet Crimes Against Children	429,000.00	429,000.00	429,000.00
20G Washington Farmers and Ranchers	504.00	252.00	252.00	504.00	364.00	868.00
20K Licensing & Enforcement System Modernization	1,190,885.31	118.84	339.08	1,190,665.07	1,234.18	1,191,899.25
20P Nursing Facility Quality Enhancement	2,354,797.07	(15,800.40)	2,370,597.47	2,370,597.47
20W Washington Tennis	1,320.67	364.00	1,684.67	1,684.67
210 Fire Protection Contractor License	625,149.04	13,364.37	51,970.94	586,542.47	586,542.47
213 Veterans' Emblem	30,983.94	371.00	31,354.94	31,354.94
214 Temporary Worker Housing	294,931.57	7,666.00	5,975.89	296,621.68	296,621.68
219 Air Operating Permit	1,624,644.87	402,034.55	71,848.63	1,954,830.79	108.30	1,954,939.09
21A Washington State Wrestling	280.00	616.00	336.00	560.00	560.00
21C Washington Sexual Assault Kit	2,401,234.51	2,229.08	11,732.85	2,391,730.74	2,391,730.74
21F Fred Hutch	336.00	336.00	336.00	336.00	336.00
21G Washington State Aviation	19,634.99	2,954.00	22,588.99	22,588.99
21N NE WA Wolf-Livestock Management	211,806.40	(211,806.40)	32,212.00	(179,594.40)
21Q Forest Health Revolving	175,936.41	156.59	(646,175.88)	822,268.88	822,268.88

RECEIPTS AND DISBURSEMENTS FOR TREASURER'S TRUST FUNDS

	March 1, 2018		March 2018		March 31, 2018		
	Beginning Book Balance		Plus Receipts	Less Disbursements	Ending Book Balance	Outstanding Warrants	Ending Cash Balance
SPECIAL REVENUE FUNDS (Continued)							
21U Veteran's In-State Service Shared Leave Pool	\$ 11,994.04	\$	\$ (2,183.04)	\$ 14,177.08	\$	\$ 14,177.08	
21W K-12 Criminal Background Check	178,137.55	151,010.00	256,979.50	72,168.05	43.00	72,211.05	
225 Fingerprint Identification	3,673,181.75	1,027,431.44	747,931.26	3,952,681.93	1,666.80	3,954,348.73	
22E Family and Medical Leave Enforcement	397,738.06	397,738.06	397,738.06	
22F Family and Medical Leave Insurance	80,199,478.56	71,943.10	1,059,856.51	79,211,565.15	4,739.81	79,216,304.96	
22G Photovoltaic Module Recycling	
22H Foster Parent Shared Leave Pool	(616.00)	616.00	616.00	
22K Watershed Restoration Enhancement	
22L Public Use General Aviation Airport Loan Revolving	
259 Coastal Crab	109,252.75	1,000.00	2,448.71	107,804.04	11.42	107,815.46	
274 Adult Family Home	672,892.12	(8,736.19)	681,628.31	681,628.31	
281 Impaired Driving Safety	166,131.52	148,270.50	314,402.02	314,402.02	
283 Juvenile Accountability Incentive	84,012.06	74.76	84,086.82	84,086.82	
294 Sea Cucumber Dive Fishery	
295 Sea Urchin Dive Fishery	3.42	3.42	3.42	
297 Pipeline Safety	4,775,572.80	20,896.44	234,622.39	4,561,846.85	4,561,846.85	
298 Geologists'	388,227.27	28,725.54	22,003.35	394,949.46	106.61	395,056.07	
300 Financial Services Regulation	20,854,131.79	8,529,026.86	2,667,258.56	26,715,900.09	18,861.14	26,734,761.23	
320 Puget Sound Crab Pot Buoy Tag	72,640.18	20,217.72	52,422.46	52,422.46	
328 Crim Justice Training Commis Firing Range Maintenance	81,178.00	81,178.00	81,178.00	
416 Surplus and Donated Food Commodities Revolving	1,562,254.88	1,890,803.33	1,222,105.93	2,230,952.28	171,458.40	2,402,410.68	
424 Anti-Trust Revolving	6,522,676.93	500.00	317,999.06	6,205,177.87	373.87	6,205,551.74	
480 Financial Education Public-Private Partnership	18,772.75	18,772.75	18,772.75	
485 Horse Racing Owners' Bonus/Breeder Awards	44,773.77	9,099.89	53,873.66	1,766.90	55,640.56	
495 Toll Collection	18,981,133.46	16,518,284.43	14,124,098.90	21,375,318.99	53,374.28	21,428,693.27	
496 Future Teachers Conditional Scholarship	3,477,858.75	24,974.53	117,801.20	3,385,032.08	15,166.71	3,400,198.79	
497 Horse Racing Commission Class C Purse Fund	85,771.89	4,656.32	77,470.02	12,958.19	77,470.02	90,428.21	
498 Washington State Council of Fire Fighters Benevolent	12,899.40	12,315.36	9,004.36	16,210.40	16,210.40	
499 Law Enforcement Memorial	45,661.72	31,829.01	23,436.00	54,054.73	54,054.73	
501 Liquor Revolving	43,765,512.59	(20,201,774.76)	19,744,883.21	3,818,854.62	2,307,745.22	6,126,599.84	
503 Tuition Recovery	3,558,643.25	32,534.52	842.32	3,590,335.45	348.00	3,590,683.45	
515 DNA Data Base	785,621.49	42,264.77	47,648.08	780,238.18	780,238.18	
516 Fruit and Vegetable Inspection	8,636,550.38	1,420,369.48	1,575,544.94	8,481,374.92	9,258.38	8,490,633.30	
536 Federal Food Service Revolving	2,221,395.41	425,688.57	4,735,324.97	(2,088,240.99)	31,714.65	(2,056,526.34)	
553 Performance Audits of Government	6,451,710.81	1,405,989.63	1,398,635.84	6,459,064.60	10,692.25	6,469,756.85	
561 Community Technical College Innovation	8,766,621.10	416,000.11	638,348.46	8,544,272.75	8,544,272.75	
687 Rural Rehabilitation	182,865.22	164.13	5,098.49	177,930.86	177,930.86	
688 Federal Local Rail Service Assistance	78,830.73	71.59	78,902.32	78,902.32	
731 Child Care Facility Revolving	1,419,027.08	9,340.91	1,428,367.99	1,428,367.99	

RECEIPTS AND DISBURSEMENTS FOR TREASURER'S TRUST FUNDS

	March 1, 2018		March 2018		March 31, 2018		
	Beginning Book Balance		Plus Receipts	Less Disbursements	Ending Book Balance	Outstanding Warrants	Ending Cash Balance
SPECIAL REVENUE FUNDS (Continued)							
732 Nursing Home Civil Penalties	\$ 2,210,582.30	\$	\$ (32,502.63)	\$	\$ 2,243,084.93	\$	\$ 2,243,084.93
746 Hanford Area Economic Investment	62,391.25	8,491.50	28,516.50	28,516.50
749 Governor's Interagency Committee of State Employed Women	73,258.75	69,422.56	69,422.56
761 Basic Health Plan Subscription	250,744.09	250,744.09	250,744.09
763 Center for the Improvement of Student Learning	35,600.68	35,600.68	35,600.68
773 Commission on Higher Ed Prof Student Ex Program	51,200.00	51,200.00	51,200.00
774 University of Washington License Plate	47,700.36	26,168.34	73,868.70	73,868.70
776 Washington State University License Plate	45,203.73	59,171.02	104,374.75	104,374.75
778 Western Washington University License Plate	2,965.68	1,768.66	4,734.34	4,734.34
779 Eastern Washington University License Plate	36,812.77	3,511.66	40,324.43	40,324.43
780 School Zone Safety Account	1,351,465.48	40,438.78	1,367,472.87	1,367,472.87
783 Central Washington University License Plate	13,288.31	1,789.66	15,077.97	15,077.97
784 Miscellaneous Transportation Programs	(6,908,489.65)	16,980,566.67	(10,466,594.59)	142,610.00	(10,323,984.59)
786 The Evergreen State College License Plate	3,491.71	585.67	4,077.38	4,077.38
789 Advanced Environmental Mitigation Revolving	653,073.97	759.02	653,832.99	653,832.99
816 Stadium and Exhibition Center	23,306,322.81	4,459,643.76	27,765,966.57	27,765,966.57
821 Impaired Physician	294,336.14	148,300.00	294,271.76	400.00	294,671.76
823 Livestock Nutrient Management	43,737.45	(50.00)	44,887.45	44,887.45
833 Developmental Disabilities Endowment Trust	2,416,277.65	475,635.46	2,570,780.07	146,852.63	2,717,632.70
834 Capitol Furnishings Preservation Committee	86,326.72	6,251.57	92,578.29	92,578.29
878 Federal Forest Revolving	(0.59)	551.08	550.49	550.49
880 Advance Right-of-Way Revolving	14,023,358.84	306,066.32	14,329,425.08	14,329,425.08
884 Gambling Revolving	10,216,471.38	1,650,820.45	10,752,439.98	17,664.62	10,770,104.60
885 Plumbing Certificate	823,828.32	103,499.47	854,441.01	494.33	854,935.34
892 Pressure Systems Safety	\$612,961.14	195,672.63	634,942.11	2,364.42	637,306.53
TOTAL SPECIAL REVENUE FUNDS	\$ 375,096,600.80	\$	\$ 47,864,259.28	\$ 84,125,453.92	\$ 338,835,406.16	\$ 3,217,273.61	\$ 342,052,679.77
CAPITAL PROJECTS FUNDS							
366 Watershed Restoration Enhancement Bond	\$	\$	\$	\$	\$	\$	\$
377 Watershed Restoration Enhancement Taxable Bond
TOTAL CAPITAL PROJECTS FUNDS	\$0.00	\$	\$	\$	\$0.00	\$	\$
PERMANENT FUNDS							
842 American Indian Scholarship Endowment	\$ 296,339.15	\$	\$ 5,051.70	\$ 4,788.00	\$ 296,602.85	\$	\$ 296,602.85
852 Foster Care Scholarship Endowment	\$3,688.63	3.28	3,691.91	3,691.91
TOTAL PERMANENT FUNDS	\$ 300,027.78	\$	\$ 5,054.98	\$ 4,788.00	\$ 300,294.76	\$	\$ 300,294.76
ENTERPRISE FUNDS							
413 Municipal Revolving	\$ 4,443,486.45	\$	\$ 2,435,218.33	\$ 2,345,857.64	\$ 4,532,847.14	\$ 2,811.44	\$ 4,535,658.58
442 Legislative Gift Center	49,563.32	21,130.10	53,147.51	115.00	53,262.51

RECEIPTS AND DISBURSEMENTS FOR TREASURER'S TRUST FUNDS

	March 1, 2018		March 2018		March 31, 2018		
	Beginning Book Balance		Plus Receipts	Less Disbursements	Ending Book Balance	Outstanding Warrants	Ending Cash Balance
ENTERPRISE FUNDS (Continued)							
445 Self-Insured Emplr Overpymt Reimb	\$ 493,045.75	\$	\$ 23,680.92	\$	\$ 469,364.83	\$ 101,911.19	\$ 571,276.02
446 Industrial Insurance Rainy Day Fund
449 Certificates of Participation and Other Financing - Local	158,428.57	3,014,703.07	3,008,617.52	164,514.12	164,514.12
456 Separately Managed State Treasurer's Service
463 Washington College Savings Program
470 Imaging	152,663.41	46,475.15	37,010.27	162,128.29	162,128.29
477 Lottery Investment
543 Judicial Information Systems	5,827,635.09	1,658,997.95	2,350,372.30	5,136,260.74	16,123.83	5,152,384.57
544 Pollution Liability Insurance Program Trust	28,364,338.38	(1,583.54)	847,002.12	27,515,752.72	165,878.29	27,681,631.01
545 Heating Oil Pollution Liability Trust	487,136.56	106,399.54	38,804.98	554,731.12	9.00	554,740.12
788 Advanced College Tuition Payment Program	\$6,966,928.13	17,201,926.19	16,274,164.41	7,894,689.91	3,540,880.76	11,435,570.67
TOTAL ENTERPRISE FUNDS	\$ 46,943,225.66	\$ 24,483,266.79	\$ 24,943,056.07	\$	\$ 46,483,436.38	\$ 3,827,729.51	\$ 50,311,165.89
INTERNAL SERVICE FUNDS							
12V PEBB Medical Benefits Admin	\$	\$	\$	\$	\$	\$	\$
411 Natural Resources Equipment	3,420,033.01	1,556.87	921,208.27	2,500,381.61	13,437.54	2,513,819.15
421 Education Technology Revolving	7,303,236.45	1,063,458.22	6,239,778.23	149,050.98	6,388,829.21
422 General Administration Services	13,026,302.18	35,881,082.28	16,059,457.38	32,847,927.08	218,581.13	33,066,508.21
436 OFM Labor Relations Service	1,525,739.55	105,708.98	417,002.04	1,214,446.49	325.00	1,214,771.49
438 Uniform Dental Plan Benefits Administration	(866.07)	519,666.00	503,401.60	15,398.33	15,398.33
439 Uniform Medical Plan Benefits Administration	3,939,080.35	4,228,361.00	4,923,488.16	3,243,953.19	3,243,953.19
444 Fish & Wildlife Equipment	649,911.55	65,777.35	40,119.61	675,569.29	443.91	676,013.20
453 Minority and Women's Business Enterprises	760,491.16	152,708.00	205,355.03	707,844.13	100.00	707,944.13
458 Consolidated Technology Services Revolving	(5,058,244.55)	13,594,661.45	9,181,119.64	(644,702.74)	181,186.70	(463,516.04)
461 Shared Information Technology System Revolving
466 Statewide Info Tech System Development Revolving	534,873.20	83,172.90	131,498.57	486,547.53	486,547.53
471 State Patrol Nonappropriated Airplane Revolving	210,603.62	12,721.89	197,881.73	259.02	198,140.75
472 Statewide Info Tech System Maintenance & Operations Revolving	(165,140.11)	111,267.50	(276,407.61)	(276,407.61)
546 Risk Management	1,376,284.04	957,423.24	753,618.95	1,580,088.33	1,580,088.33
547 Liability	6,711,155.81	11,199.65	9,617,277.82	(2,894,922.36)	165,817.00	(2,729,105.36)
721 Public Employees' and Retirees' Insurance	172,786,222.46	273,875,961.27	278,793,388.99	167,868,794.74	2,584,004.16	170,452,798.90
730 Public Employees' and Retirees' Insurance Reserve	157,619,382.35	140,261.53	157,759,643.88	157,759,643.88
739 Certificates of Participation and Other Financing - State	\$223,059.37	37,756,348.88	37,644,666.72	334,741.53	500.00	335,241.53
TOTAL INTERNAL SERVICE FUNDS	\$ 364,862,124.37	\$ 367,373,889.40	\$ 360,379,050.39	\$	\$ 371,856,963.38	\$ 3,313,705.44	\$ 375,170,668.82
PRIVATE PURPOSE FUNDS							
196 Unclaimed Personal Property	\$ 1,374,704.11	\$ 6,625,463.16	\$ 7,478,776.71	\$	\$ 521,390.56	\$ 4,349,080.53	\$ 4,870,471.09
738 Department of Social and Health Services Trust	53,654.52	53,654.52	53,654.52

RECEIPTS AND DISBURSEMENTS FOR TREASURER'S TRUST FUNDS

	March 1, 2018	March 2018		March 31, 2018		
	Beginning Book Balance	Plus Receipts	Less Disbursements	Ending Book Balance	Outstanding Warrants	Ending Cash Balance
PRIVATE PURPOSE FUNDS (Continued)						
799 WA Achieving a Better Life Experience Program	\$	\$	\$	\$	\$	\$
TOTAL PRIVATE PURPOSE FUNDS	\$ 1,428,358.63	\$ 6,625,463.16	\$ 7,478,776.71	\$ 575,045.08	\$ 4,349,080.53	\$ 4,924,125.61
PENSION TRUST FUNDS						
838 LEOFF Retirement System Benefits Improvement	\$	\$	\$	\$	\$	\$
TOTAL PENSION TRUST FUNDS	\$0.00	\$	\$	\$0.00	\$	\$
AGENCY FUNDS						
16C Real Estate/Property Tax Admin Assistance	\$ 44,853.22	\$ 56,562.41	\$ 44,853.22	\$ 56,562.41	\$	\$ 56,562.41
17A County Enhanced 911 Excise Tax	6,302,994.28	97,973.61	1,204,457.15	5,196,510.74	5,196,510.74
525 Washington State Combined Fund Drive	769,675.04	256,447.91	152.47	1,025,970.48	11,685.79	1,037,656.27
660 Natural Resources Deposit	23,089,424.12	36,538,391.93	32,743,464.78	26,884,351.27	60,350.15	26,944,701.42
734 Centennial Document Preservation and Modernization	2,240,360.64	221,418.25	2,461,778.89	2,461,778.89
737 High Occupancy Vehicle
757 Maritime Historic Restoration and Preservation	4,015.64	541.85	4,557.49	4,557.49
797 Local Tourism Promotion	\$851,852.46	79,427.96	630,364.90	300,915.52	300,915.52
TOTAL AGENCY FUNDS	\$ 33,303,175.40	\$ 37,250,763.92	\$ 34,623,292.52	\$ 35,930,646.80	\$ 72,035.94	\$ 36,002,682.74
TOTAL TREASURER'S TRUST FUNDS	\$ \$882,446,579.08	\$ 512,863,588.54	\$ 531,995,478.92	\$ 863,314,688.70	\$ 15,471,008.22	\$ 878,785,696.92

INVESTMENT STATEMENT & INVESTMENT INTEREST INCOME AND CAPITAL GAINS

INVESTMENT STATEMENT

Fund / Account	March 1, 2018	Purchased	Maturities & Sales	Amortization	March 31, 2018
Treasury & Treasurer's Trust					
Investments (trade date basis)	\$ 5,828,906,954.52	\$ 1,907,305,862.81	\$ 2,588,753,279.81	\$ 1,481,038.12	\$ 5,148,940,575.64
Reverse Repurchase Agreements
Purchased Accrued Interest	231,480.92	3,453.04	228,027.88
Total Treasury & Treasurer's Trust	\$ 5,829,138,435.44	\$ 1,907,305,862.81	\$ 2,588,756,732.85	\$ 1,481,038.12	\$ 5,149,168,603.52
Local Government Investment Pool					
Investments (trade date basis)	\$ 12,042,309,863.13	\$ 36,729,421,446.97	\$ 37,378,535,472.39	\$ 7,544,782.59	\$ 11,400,740,620.30
Reverse Repurchase Agreements
Purchased Accrued Interest	329,920.20	103,638.89	226,281.31
Total Local Government Investment Pool	\$ 12,042,639,783.33	\$ 36,729,421,446.97	\$ 37,378,639,111.28	\$ 7,544,782.59	\$ 11,400,966,901.61
Total All Accounts	\$ 17,871,778,218.77	\$ 38,636,727,309.78	\$ 39,967,395,844.13	\$ 9,025,820.71	\$ 16,550,135,505.13

INVESTMENT INTEREST INCOME AND CAPITAL GAINS CURRENT MONTH AND FISCAL YEAR TO DATE COMPARISON

Fund / Account	March 2018	March 2017	Fiscal Year 2018	Fiscal Year 2017
Treasury & Treasurer's Trust				
Cash	\$ 4,678,606.17	\$ 4,784,634.71	\$ 51,396,262.42	\$ 37,400,667.45
Custody Bank Fees	(3,884.88)	(4,616.67)	(35,332.55)	(41,478.63)
Other Bank Fees	(8,220.28)	1,614.76	(100,753.64)	(71,591.74)
Amortization	1,481,038.12	405,335.31	6,052,692.59	(227,237.31)
Accrued Interest	1,607,945.55	156,185.91	2,974,587.65	1,419,552.82
Gains and Losses	(38,644.44)	(249,015.04)	(949,323.29)	6,624,526.91
Total Treasury & Treasurer's Trust	\$ 7,716,840.24	\$ 5,094,138.98	\$ 59,338,133.18	\$ 45,104,439.50
Local Government Investment Pool				
Cash	\$ 7,647,227.99	\$ 3,819,366.98	\$ 62,036,807.34	\$ 29,861,996.36
Amortization	7,544,782.59	3,136,253.45	56,943,790.99	17,800,082.68
Accrued Interest	509,442.62	435,875.47	1,847,439.96	1,504,651.28
Gains and Losses	35,463.72	32,233.47	665,281.43	2,145,180.76
Total Local Government Investment Pool	\$ 15,736,916.92	\$ 7,423,729.37	\$ 121,493,319.72	\$ 51,311,911.08
Total All Accounts	\$ 23,453,757.16	\$ 12,517,868.35	\$ 180,831,452.90	\$ 96,416,350.58

DUANE A. DAVIDSON
STATE TREASURER
PO BOX 40200
OLYMPIA WA 98504-0200

