



# **Washington State Treasurer's Monthly Report**

**March 2019**



**DUANE A. DAVIDSON**  
State Treasurer

In accordance with the Americans with Disabilities Act, this publication will be made available in alternate formats upon request to the Office of the State Treasurer, Legislative Building, 2nd Floor, Olympia, Washington 98504-0200, telephone (360) 902-9000, fax (360) 902-9037 or TTY Users Call: 7-1-1. Web Site: <http://tre.wa.gov>.

Cover photo taken by Treasurer's Office staff.

TABLE OF CONTENTS

	<i>Page</i>
State Treasurer’s Letter .....	1
General Fund .....	2
Treasury, Treasurer’s Trust and Local Government Investment Pool Flow Chart .....	3
Treasury & Treasurer’s Trust, Treasury and Treasurer’s Trust Charts .....	4
General Fund and Local Government Investment Pool Charts .....	5
Receipts and Disbursements for the State Treasury .....	6
Receipts and Disbursements for Trust Funds .....	17
Investment Statement.....	24
Investment Interest Income and Capital Gains .....	25





**DUANE A. DAVIDSON,**  
State Treasurer

**State of Washington**  
**Office of the Treasurer**  
Legislative Building  
P.O. Box 40200  
Olympia, Washington 98504-0200

(360) 902-9000 • TTY 7-1-1  
FAX (360) 902-9037  
Home Page <http://tre.wa.gov>



Fellow Washingtonians,

I am pleased to report on the operations of the Office of the State Treasurer for the month of March 2019. At the close of the month, the Treasury & Treasurer's Trust book balance was \$6.7 billion with investment earnings distributed for the month of \$13.8 million.

Sincerely,

A handwritten signature in black ink that reads "Duane Davidson". The signature is fluid and cursive, with a long horizontal stroke at the end.

Duane A. Davidson  
Washington State Treasurer

# GENERAL FUND

## GENERAL FUND CURRENT MONTH AND FISCAL YEAR TO DATE COMPARISON

(In Millions)

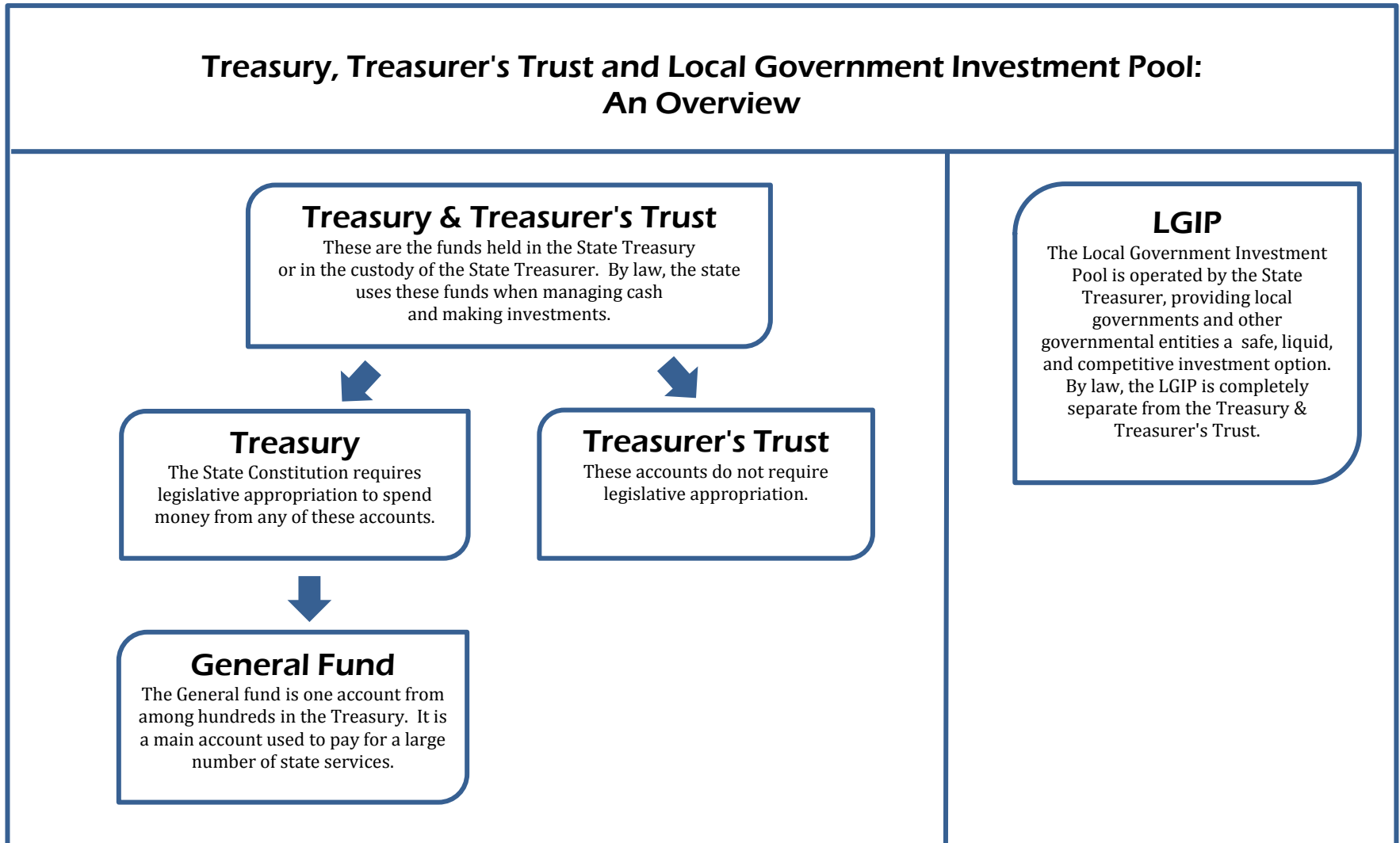
	Month of March		Fiscal Year to Date	
	2019	2018	2019	2018
<b>Beginning Book Balance</b>	\$ (533.725)	\$ (132.019)	\$ 1,737.396	\$ 863.390
Cash Revenue	2,408.193	1,875.797	23,900.412	22,335.557
Other Cash Receipts	268.113	192.161	3,842.035	5,939.662
<b>Total Cash Receipts</b>	<b>\$ 2,676.306</b>	<b>\$ 2,067.958</b>	<b>\$ 27,742.447</b>	<b>\$ 28,275.219</b>
<b>Total Cash Disbursements</b>	<b>\$ 3,658.104</b>	<b>\$ 3,574.944</b>	<b>\$ 30,995.366</b>	<b>\$ 30,777.614</b>
<b>Ending Book Balance</b>	<b>\$ (1,515.523)</b>	<b>\$ (1,639.005)</b>	<b>\$ (1,515.523)</b>	<b>\$ (1,639.005)</b>
<b>Cash Revenue</b>				
Bond Retirement & Interest	\$ 0.000	\$ 0.000	\$ (0.285)	\$ (0.271)
Secretary of State	3.476	3.691	30.638	29.759
<b>Department of Revenue:</b>				
Retail Sales Tax	755.124	376.822	8,288.368	7,124.049
Business & Occupation Tax	302.589	136.689	3,327.435	2,924.808
Compensating Tax	52.952	43.936	572.607	499.089
Cigarette Tax	24.058	23.890	256.700	243.810
Public Utility Tax	41.600	8.522	286.576	274.361
Various Other Revenue	58.337	40.313	(327.919)	555.000
Insurance Commission	39.118	54.752	380.904	384.239
Liquor and Cannabis Board	34.739	28.280	105.844	90.923
<b>Department of Licensing:</b>				
Excise Tax – Other	0.019	0.020	0.158	0.152
Various Other Revenue	1.355	1.003	9.121	7.821
Department of Social & Health Services	3.687	7.196	46.608	71.999
Universities & Colleges	0.000	0.000	0.442	0.014
Treasurer's Transfers	0.363	(104.890)	(58.414)	(251.696)
<b>Counties:</b>				
Property Tax	54.751	45.623	1,614.723	1,028.662
Real Estate Excise Tax	83.420	92.751	840.129	892.512
Various Other Revenue	3.746	4.392	41.043	41.782
Federal Grants-In-Aid (All Agencies)	952.736	1,108.675	8,164.278	8,090.940
Revenues Distributed to Local Governments	(5.737)	(8.528)	(49.112)	(16.020)
Other Agencies' Cash Revenue	1.860	12.660	370.568	343.624
<b>Total Cash Revenue</b>	<b>\$ 2,408.193</b>	<b>\$ 1,875.797</b>	<b>\$ 23,900.412</b>	<b>\$ 22,335.557</b>

Source: Agency Financial Reporting System (AFRS).

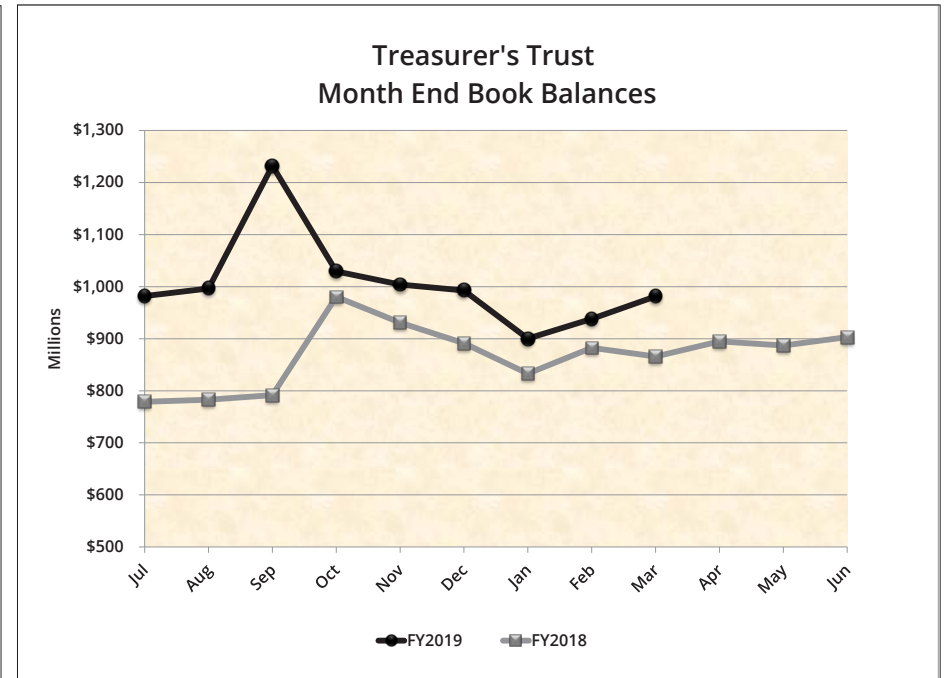
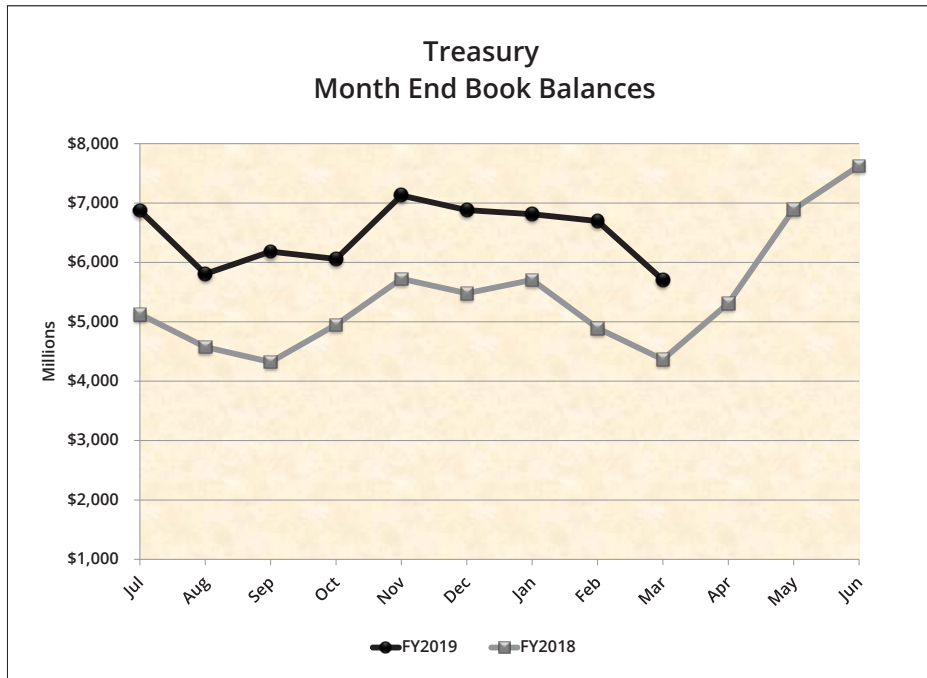
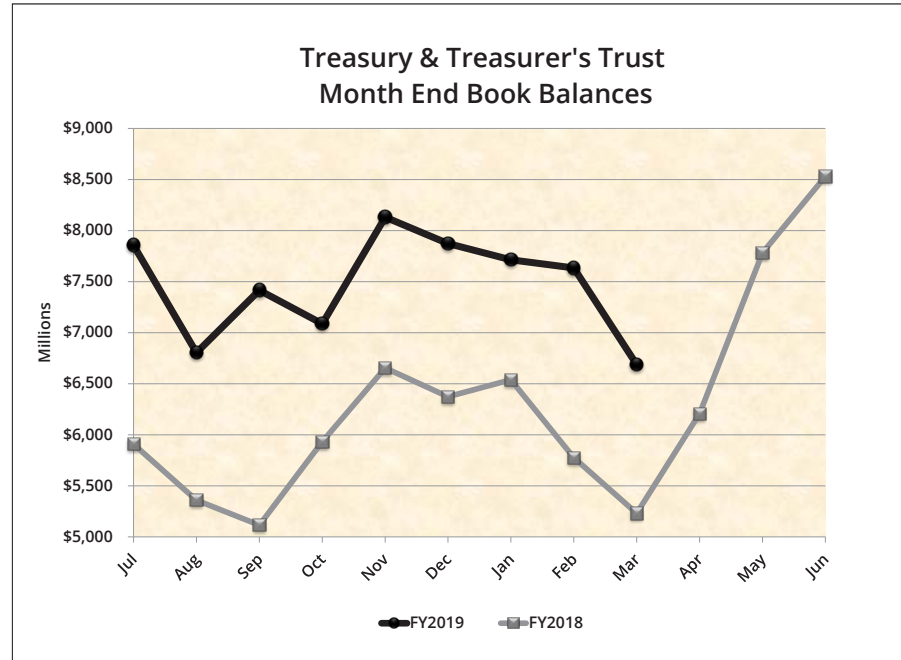
# TREASURY, TREASURER'S TRUST AND LGIP FLOW CHART

The State Treasurer is charged with the cash management of public funds, which includes two categories of state funds and accounts: (1) funds and accounts located in the state treasury, which are subject to legislative appropriation; and (2) Treasurer's trust funds, which are accounts placed in the custody of the State Treasurer, and not typically subject to legislative appropriation. Funds within these accounts are comingled for investment and cash management purposes.

This flow chart describes the structure of the Treasury and Treasurer's Trust Accounts. Month end balances of these accounts are shown on pages 4 and 5.



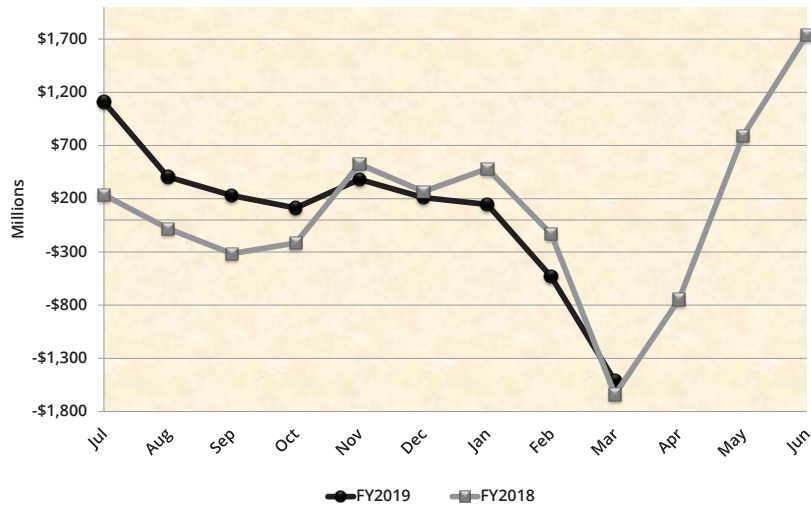
# TREASURY & TREASURER'S TRUST AND TREASURY AND TREASURER'S TRUST CHART



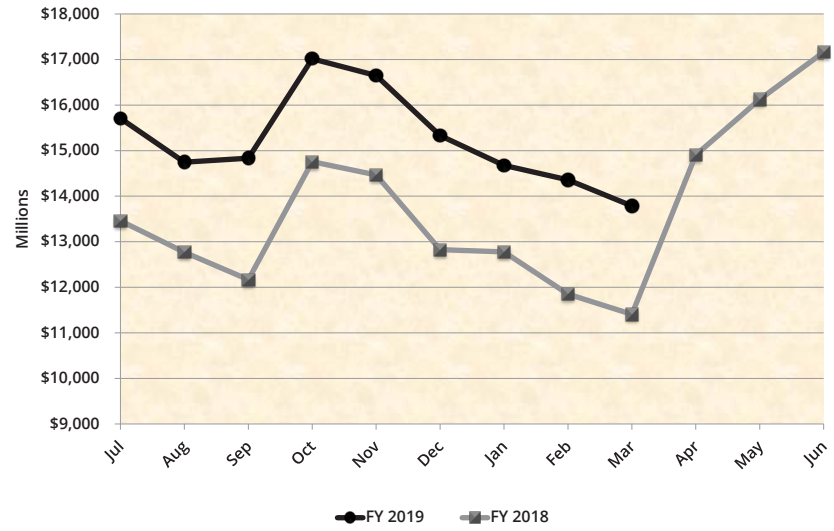


# GENERAL FUND AND LOCAL GOVERNMENT INVESTMENT POOL CHARTS

### General Fund Month End Book Balances

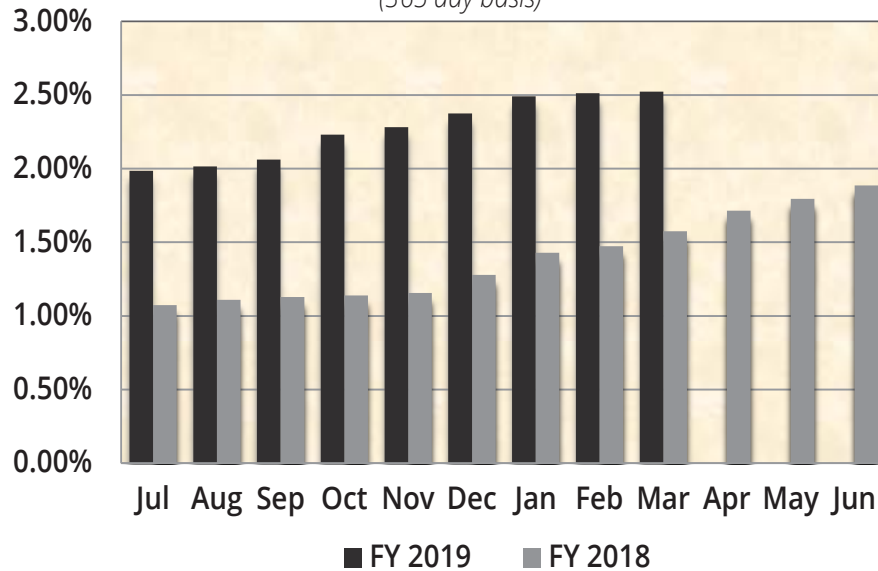


### Local Government Investment Pool Month End Book Balances



### LGIP Net Yield

(365 day basis)



# RECEIPTS AND DISBURSEMENTS FOR TREASURY FUNDS

	March 1, 2019		March 2019		March 31, 2019		
	Beginning Book Balance		Plus Receipts	Less Disbursements	Ending Book Balance	Outstanding Warrants	Ending Cash Balance
<b>GENERAL FUND</b>							
001 General	\$ (533,724,605.76)	\$	2,676,305,920.83	\$ 3,658,103,831.63	\$ (1,515,522,516.56)	\$ 36,188,889.02	\$ (1,479,333,627.54)
018 Millersylvania Park Current	5,210.50				5,210.50		5,210.50
01E Geothermal	26,181.63		(1,163.35)	(5,041.16)	30,059.44		30,059.44
01N Institutional Impact	19,144.72				19,144.72		19,144.72
02P Flood Control Assistance	2,840,972.83			155,432.76	2,685,540.07	519.13	2,686,059.20
031 State Investment Board Expense	5,382,190.02		2,109,095.82	2,120,182.16	5,371,103.68	413.26	5,371,516.94
032 State Emergency Water Projects Revolving	221,616.92				221,616.92		221,616.92
03A Excess Earnings							
03L County Criminal Justice Assistance	1,279,543.97		1,983.72	163,992.61	1,117,535.08	139.22	1,117,674.30
03M Municipal Criminal Justice Assistance	(624,231.85)		(1,127.43)	61,172.82	(686,532.10)	55.66	(686,476.44)
04L Public Health Services	6.42		0.01		6.43		6.43
051 State and Local Improvements Revolving	26,744.33				26,744.33		26,744.33
055 State & Local Improve Revolving (Waste Disp Facilities, 1980)	2,639.01				2,639.01		2,639.01
05C Criminal Justice Treatment	5,258,504.54			526,835.87	4,731,668.67		4,731,668.67
05M Tourism Development and Promotion							
070 Outdoor Recreation	(216,561.14)		446,031.38	1,840,756.27	(1,611,286.03)	160,000.00	(1,451,286.03)
072 State & Local Improve Revolving (Water Supply Facilities)	884,116.76				884,116.76		884,116.76
09C Farm and Forest	1,075,266.47			4,215.81	1,071,050.66		1,071,050.66
09G Riparian Protection							
09R Economic Development Strategic Reserve	3,019,205.47		220.17	159,138.14	2,860,287.50		2,860,287.50
10K Veterans Innovation Program	103,740.40				103,740.40		103,740.40
10P Columbia River Basin Water Supply Development	4,396,372.54		12,896.54	190,650.79	4,218,618.29	363.31	4,218,981.60
10R Energy Freedom	734,508.35		1,038.68		735,547.03		735,547.03
10T Hood Canal Aquatic Rehabilitation Bond							
11F Reinvesting in Youth	5.98				5.98		5.98
11N Heritage Barn Preservation							
11W Water Quality Capital	34,227.10				34,227.10		34,227.10
125 Site Closure	31,349,917.71		70,089.69	6,793.49	31,413,213.91	1,272.00	31,414,485.91
12J Boating Activities	6,559.81			6,559.81			
12K Puget Sound Scientific Research							
12R Independent Youth Housing							
12W Veterans Conservation Corps							
14B Budget Stabilization	947,501,863.14		1,339,963.76		948,841,826.90	1,000.00	948,842,826.90
14C Puget Sound Recovery							
14H Community Preservation & Development Auth	8,750.00				8,750.00		8,750.00
14L Streamlined Sales & Use Tax Mitigation	5,491,751.32			1,992,480.62	3,499,270.70		3,499,270.70
15C WA Community Tech Opportunity							
15F Local Public Safety Enhancement							
15J Building Communities							

# RECEIPTS AND DISBURSEMENTS FOR TREASURY FUNDS

	March 1, 2019		March 2019		March 31, 2019		
	Beginning Book Balance		Plus Receipts	Less Disbursements	Ending Book Balance	Outstanding Warrants	Ending Cash Balance
<b>GENERAL FUND (Continued)</b>							
15K Columbia River Water Delivery	\$ 16,173.66	\$ .....	\$ .....	\$ .....	\$ 16,173.66	\$ .....	\$ 16,173.66
15R Evergreen Job Training	.....	.....	.....	.....	.....	.....	.....
16V Water Rights Processing	74,537.33	.....	100.00	.....	74,637.33	.....	74,637.33
177 Judicial Retirement Administrative	.....	.....	.....	.....	.....	.....	.....
17C Opportunity Express Account	62,171.42	.....	.....	.....	62,171.42	.....	62,171.42
17E State Efficiency and Restructuring	.....	.....	.....	.....	.....	.....	.....
17F Washington Opportunity Pathways	65,193,242.04	.....	13,541,342.36	13,569,408.40	65,165,176.00	.....	65,165,176.00
17K Basic Health Plan Stabilization	.....	.....	.....	.....	.....	.....	.....
18H Opportunity Expansion	326.64	.....	.....	.....	326.64	.....	326.64
19K Yakima Integrated Plan Implementation	.....	.....	.....	.....	.....	.....	.....
19L Charter Schools Oversight	689,070.62	.....	81,988.85	77,739.56	693,319.91	2,228.63	695,548.54
19N Diesel Idle Reduction	.....	.....	.....	.....	.....	.....	.....
20C Yakima Integrated Plan Implementation Taxable Bond	.....	.....	.....	.....	.....	.....	.....
20F Invest in Washington	.....	.....	.....	.....	.....	.....	.....
20S Behavioral Health Innovation	45,624.36	.....	.....	.....	45,624.36	.....	45,624.36
21B Chehalis Basin	.....	.....	.....	.....	.....	.....	.....
21D Dairy Nutrient Infrastructure	.....	.....	.....	.....	.....	.....	.....
21P Sexual Assault Prevention and Response	.....	.....	.....	.....	.....	.....	.....
21R Child Welfare System Improvement	.....	.....	.....	.....	.....	.....	.....
22C Early Learning Facilities Revolving	(22.09)	.....	9,189.40	608,976.02	(599,808.71)	.....	(599,808.71)
22D Early Learning Facilities Development	(9.40)	.....	999,216.21	999,244.24	(37.43)	37.43	.....
22T Statewide Tourism Marketing	2,701,898.66	.....	179,288.96	15,163.13	2,866,024.49	.....	2,866,024.49
244 Habitat Conservation	(57,261.80)	.....	75,061.88	17,800.08	.....	.....	.....
253 Education Construction	707,644.96	.....	1,003.12	(2,554.87)	711,202.95	.....	711,202.95
285 Growth Management Planning and Environmental Review	.....	.....	.....	.....	.....	.....	.....
291 Education Savings	.....	.....	.....	.....	.....	.....	.....
355 State Taxable Building Construction	96,667,285.70	.....	14,044.25	3,538,256.17	93,143,073.78	.....	93,143,073.78
359 School Constr & Skill Ctrs Bldg	3,000,499.59	.....	.....	17,063.67	2,983,435.92	.....	2,983,435.92
488 Special Personnel Litigation Revolving	.....	.....	.....	.....	.....	.....	.....
489 Pension Funding Stabilization	602,854,617.42	.....	862,224.86	12,288,070.67	591,428,771.61	.....	591,428,771.61
548 LEOFF System Plan 2 Expense	84,007.73	.....	110,929.08	98,821.36	96,115.45	41.76	96,157.21
563 Columbia River Crossing Project	.....	.....	.....	.....	.....	.....	.....
702 Dedicated McCleary Penalty	52,074,000.00	.....	.....	13,669,000.00	38,405,000.00	.....	38,405,000.00
828 Tobacco Prevention and Control	1,354,637.03	.....	1,915.68	28,115.00	1,328,437.71	.....	1,328,437.71
830 Agricultural College Trust Management	\$972,119.43	.....	.....	117,747.41	854,372.02	949.75	855,321.77
<b>TOTAL GENERAL FUND</b>	<b>\$ 1,301,544,204.49</b>	<b>\$ 2,696,161,254.47</b>	<b>\$ 3,710,369,852.46</b>	<b>\$ 287,335,606.50</b>	<b>\$ 36,355,909.17</b>	<b>\$ 323,691,515.67</b>	
<b>SPECIAL REVENUE FUNDS</b>							
002 Hospital Data Collection	\$ 66,550.46	\$ 25,311.59	\$ 11,119.62	\$ 80,742.43	\$ .....	\$ .....	\$ 80,742.43

# RECEIPTS AND DISBURSEMENTS FOR TREASURY FUNDS

	March 2019			March 31, 2019		
	Beginning Book Balance	Plus Receipts	Less Disbursements	Ending Book Balance	Outstanding Warrants	Ending Cash Balance
<b>SPECIAL REVENUE FUNDS (Continued)</b>						
003 Architects' License	\$ 1,199,535.99	\$ 64,094.60	\$ 70,373.40	\$ 1,193,257.19	\$ 411.55	\$ 1,193,668.74
007 Winter Recreational Program	2,077,403.18	162,837.00	192,456.83	2,047,783.35	2,580.00	2,050,363.35
014 Forest Development	8,780,439.86	2,453.42	(257,679.79)	9,040,573.07	14,619.67	9,055,192.74
01B ORV & Non-Highway Vehicle Account	2,440,930.89	341,133.94	257,949.64	2,524,115.19	3,714.71	2,527,829.90
01M Snowmobile	4,567,903.97	133,409.29	562,749.61	4,138,563.65	56,481.35	4,195,045.00
024 Professional Engineers'	1,940,072.09	191,298.46	278,084.37	1,853,286.18	2,680.82	1,855,967.00
026 Real Estate Commission	3,580,253.22	527,597.16	690,542.53	3,417,307.85	5,146.38	3,422,454.23
027 Reclamation	4,370,398.07	92,412.36	148,532.01	4,314,278.42	1,784.28	4,316,062.70
02A Surveys and Maps	1,136,450.60	48,101.11	64,597.24	1,119,954.47	546.39	1,120,500.86
02G Health Professions	13,767,979.01	6,279,439.12	6,034,681.46	14,012,736.67	77,065.25	14,089,801.92
02H Business Enterprises Revolving	995,064.73	67,588.87	53,113.79	1,009,539.81	.....	1,009,539.81
02J Certified Public Accountants'	3,959,370.53	233,448.15	132,361.84	4,060,456.84	1,813.40	4,062,270.24
02K Death Investigations	2,209,086.59	438,841.38	419,102.55	2,228,825.42	2,780.34	2,231,605.76
02M Essential Rail Assistance	635,303.88	3,110.23	.....	638,414.11	.....	638,414.11
02N Parkland Acquisition	13,679.86	.....	.....	13,679.86	.....	13,679.86
02R Aquatic Lands Enhancement	13,863,059.35	1,756.43	(169,234.92)	14,034,050.70	10,517.65	14,044,568.35
02W Timber Tax Distribution	2,796,336.43	8,199.51	1,157,737.28	1,646,798.66	17,379.31	1,664,177.97
030 Landowner Contingency Forest Fire Suppression	(591,345.99)	71.25	38,184.54	(629,459.28)	3,877.04	(625,582.24)
039 Aeronautics	1,396,408.40	480,242.79	470,262.46	1,406,388.73	406.42	1,406,795.15
03B Asbestos	828,229.52	48,220.00	21,558.81	854,890.71	.....	854,890.71
03C Emergency Medical Services and Trauma Care System Trust	9,695,982.98	1,037,399.29	645,327.25	10,088,055.02	75,992.04	10,164,047.06
03F Enhanced 911	2,410,465.56	2,158,346.75	3,395,682.00	1,173,130.31	329,619.72	1,502,750.03
03N Business License	6,533,167.05	3,247,866.08	2,283,769.51	7,497,263.62	133,323.11	7,630,586.73
03P Fire Service Trust	516,055.39	1,780.00	2,936.99	514,898.40	.....	514,898.40
03R Safe Drinking Water	2,630,733.19	517,263.55	231,960.57	2,916,036.17	917.45	2,916,953.62
041 Resource Management Cost	33,106,821.88	56,595.79	(406,157.69)	33,569,575.36	88,992.56	33,658,567.92
042 Charitable, Educational, Penal, and Reformatory Institutions	9,405,097.03	13,394.90	384,576.32	9,033,915.61	.....	9,033,915.61
044 Waste Reduction, Recycling, and Litter Control	3,257,785.33	601,178.58	556,898.82	3,302,065.09	2,507.52	3,304,572.61
045 State Vehicle Parking	1,465,632.24	318,113.95	304,685.29	1,479,060.90	340.68	1,479,401.58
048 Marine Fuel Tax Refund	294,597.58	.....	.....	294,597.58	.....	294,597.58
04E Uniform Commercial Code	1,676,356.81	93,666.38	79,981.23	1,690,041.96	1.55	1,690,043.51
04H Surface Mining Reclamation	983,510.25	142.50	(39,412.22)	1,023,064.97	.....	1,023,064.97
04M Recreational Fisheries Enhancement	699,188.34	43,577.37	194,422.54	548,343.17	6.33	548,349.50
04R Drinking Water Assistance	(9,595,511.67)	12,046,779.91	4,724,839.83	(2,273,571.59)	375,176.63	(1,898,394.96)
04V Vehicle License Fraud	138,485.11	3,557.81	.....	142,042.92	.....	142,042.92
04W Waterworks Operator Certification	896,108.02	103,703.30	38,277.48	961,533.84	30.00	961,563.84
058 Public Works Assistance	74,843,341.87	1,290,625.14	929,348.17	75,204,618.84	35,988.05	75,240,606.89
05H Disaster Response	12,846,423.92	13,842,154.89	1,567,218.91	25,121,359.90	37,147.75	25,158,507.65
05R Drinking Water Assistance Administrative	4,213,937.10	5,970.86	14,057.48	4,205,850.48	37.75	4,205,888.23

# RECEIPTS AND DISBURSEMENTS FOR TREASURY FUNDS

	March 1, 2019		March 2019		March 31, 2019		
	Beginning Book Balance		Plus Receipts	Less Disbursements	Ending Book Balance	Outstanding Warrants	Ending Cash Balance
<b>SPECIAL REVENUE FUNDS (Continued)</b>							
05W State Drought Preparedness	\$ 2,580,493.24	\$ .....	\$ 15,807.76	\$ 2,564,685.48	\$ .....	\$ 2,564,685.48	
06A Salmon Recovery	27,893.34	.....	.....	27,893.34	.....	27,893.34	
06G Real Estate Appraiser Commission	470,600.76	83,490.88	75,057.61	479,034.03	10,292.18	489,326.21	
06K Lead Paint	185,214.19	(50,606.01)	1,634.54	132,973.64	.....	132,973.64	
06L Business and Professions	7,747,569.12	949,592.64	1,215,983.63	7,481,178.13	19,216.42	7,500,394.55	
06R Real Estate Research	737,468.66	24,860.00	40.00	762,288.66	50.00	762,338.66	
06T License Plate Technology	219,929.57	155,309.63	(374.08)	375,613.28	15.00	375,628.28	
071 Warm Water Game Fish	504,779.04	32,330.40	145,765.35	391,344.09	16.87	391,360.96	
07C Vessel Response	34,225.00	125.00	.....	34,350.00	25.92	34,375.92	
07W Domestic Violence Prevention	2,133,236.09	93,962.06	.....	2,227,198.15	.....	2,227,198.15	
080 Grade Crossing Protective	1,201,109.33	1,769.28	.....	1,202,878.61	.....	1,202,878.61	
081 State Patrol Highway	40,136,824.48	22,403,975.65	21,279,459.74	41,261,340.39	64,832.61	41,326,173.00	
082 Motorcycle Safety Education	2,439,657.13	202,303.34	118,835.78	2,523,124.69	5,721.80	2,528,846.49	
084 Building Code Council	328,559.02	39,760.55	50,517.07	317,802.50	6.50	317,809.00	
086 Fire Service Training	2,069,334.35	38,819.73	388,517.52	1,719,636.56	1,082.05	1,720,718.61	
087 Park Land Trust Revolving	1,764,046.12	77,573.15	185,748.69	1,655,870.58	182.40	1,656,052.98	
08A Education Legacy Trust	1,242,705,878.75	34,553,024.51	16,074,888.89	1,261,184,014.37	549,744.16	1,261,733,758.53	
08H Military Department Rental and Lease	2,316,905.26	56,854.89	16,318.12	2,357,442.03	121.00	2,357,563.03	
08K Problem Gambling	793,146.79	35,206.55	47,816.08	780,537.26	.....	780,537.26	
08M Small City Pavement and Sidewalk	1,728,681.75	85,780.42	3,931.57	1,810,530.60	.....	1,810,530.60	
08R Waste Tire Removal	7,157,738.21	346,691.58	71,596.86	7,432,832.93	.....	7,432,832.93	
094 Transportation Infrastructure	10,966,188.43	30,507.50	2,044,383.28	8,952,312.65	.....	8,952,312.65	
095 Electrical License	12,881,115.42	2,983,938.05	2,318,545.00	13,546,508.47	23,031.41	13,569,539.88	
096 Highway Infrastructure	1,763,418.88	2,493.77	.....	1,765,912.65	.....	1,765,912.65	
097 Recreational Vehicle	3,191,319.22	57,489.00	5,845.82	3,242,962.40	6.00	3,242,968.40	
099 Puget Sound Capital Construction	27,423,362.52	1,600,689.06	20,031,462.22	8,992,589.36	49,972.37	9,042,561.73	
09E Freight Mobility Investment	17,060,589.12	25,835.66	12,871.83	17,073,552.95	.....	17,073,552.95	
09F High-Occupancy Toll Lanes Operations	7,858,143.81	(24,104.78)	(258,454.64)	8,092,493.67	.....	8,092,493.67	
09H Transportation Partnership	144,667,517.14	(107,009.33)	6,036,427.46	138,524,080.35	1,689,798.01	140,213,878.36	
09P City-County Assistance	2,896,515.27	1,032,500.11	3,928,975.54	39.84	.....	39.84	
09T Washington Main Street Trust Fund	69,408.16	.....	.....	69,408.16	.....	69,408.16	
102 Rural Arterial Trust	19,569,347.88	1,590,933.61	1,796,695.09	19,363,586.40	.....	19,363,586.40	
104 State Wildlife	9,609,286.64	2,314,452.68	6,229,356.34	5,694,382.98	221,456.06	5,915,839.04	
106 Highway Safety	3,733,050.31	12,434,776.73	12,326,550.44	3,841,276.60	318,647.95	4,159,924.55	
107 Liquor Excise Tax	8,545,947.76	3,219,150.36	69,018.04	11,696,080.08	.....	11,696,080.08	
108 Motor Vehicle	238,633,763.51	100,511,297.43	110,771,707.97	228,373,352.97	3,230,758.33	231,604,111.30	
109 Puget Sound Ferry Operations	6,137,786.27	16,600,739.79	20,538,253.13	2,200,272.93	251,316.10	2,451,589.03	
10A Aquatic Algae Control	340,673.30	6,895.25	7,481.96	340,086.59	1.00	340,087.59	
10B Home Security Fund	10,791,881.02	1,307,938.83	3,131,377.64	8,968,442.21	64,690.38	9,033,132.59	

# RECEIPTS AND DISBURSEMENTS FOR TREASURY FUNDS

	March 1, 2019		March 2019		March 31, 2019		
	Beginning Book Balance		Plus Receipts	Less Disbursements	Ending Book Balance	Outstanding Warrants	Ending Cash Balance
<b>SPECIAL REVENUE FUNDS (Continued)</b>							
10G Water Rights Tracking System	\$ 695,643.76	\$ .....	\$ (0.01)	\$ 695,643.77	\$ .....	\$ 695,643.77	
110 Special Wildlife	6,344,101.21		124,132.19	(928,068.51)	7,396,301.91	70.04	7,396,371.95
111 Public Service Revolving	9,892,833.21		711,309.43	1,608,634.87	8,995,507.77	23,363.25	9,018,871.02
113 Common School Construction	49,907,829.54		640,155.43	85,940.81	50,462,044.16	513.67	50,462,557.83
116 Basic Data	36,057.00	.....	.....	.....	36,057.00	.....	36,057.00
119 Unemployment Compensation Administration	(187,622.45)		11,806,078.42	11,910,207.45	(291,751.48)	1,985,901.52	1,694,150.04
11B Regional Mobility Grant Program	58,021,720.46		6,313,381.70	4,512,534.05	59,822,568.11	882,714.00	60,705,282.11
11E Freight Mobility Multimodal	21,717,547.59		30,712.32	.....	21,748,259.91	.....	21,748,259.91
11H Forest and Fish Support	7,647,957.44		356,727.14	245,280.89	7,759,403.69	250.09	7,759,653.78
11K Washington Auto Theft Prevention Authority	824,926.67		446,531.48	429,475.17	841,982.98	38.76	842,021.74
120 Administrative Contingency	23,099,642.81		358,085.45	1,146,867.49	22,310,860.77	3,213.95	22,314,074.72
12C Affordable Housing For All	3,796,014.61		195,898.85	414,706.14	3,577,207.32	3,720.66	3,580,927.98
12M Charitable Organization Education	1,492,589.75		17,365.00	1,378.80	1,508,575.95	.....	1,508,575.95
12T Traumatic Brain Injury	710,855.27		82,838.47	76,877.13	716,816.61	.....	716,816.61
134 Employment Services Administrative	22,502,668.27		1,878,945.99	2,359,171.69	22,022,442.57	1,352.03	22,023,794.60
138 Insurance Commissioner's Regulatory	18,643,788.54		26,192.79	2,455,296.07	16,214,685.26	9,597.92	16,224,283.18
144 Transportation Improvement	9,437,527.06		7,604,853.34	7,387,204.62	9,655,175.78	13,012.65	9,668,188.43
146 Firearms Range	1,399,665.46		25,565.76	35,746.70	1,389,484.52	.....	1,389,484.52
14A Wildlife Rehabilitation	662,076.21		16,153.40	13,052.11	665,177.50	.....	665,177.50
14G Ballast Water and Biofouling Management	56,720.00	.....	.....	220.00	56,500.00	.....	56,500.00
14M Financial Fraud & ID Theft	848,129.76		62,950.00	599.32	910,480.44	.....	910,480.44
14R Military Active State Service	167,604.75	.....	.....	5,149.62	162,455.13	.....	162,455.13
14V Ignition Interlock Device	4,823,305.09		332,416.53	167,900.41	4,987,821.21	128,567.03	5,116,388.24
150 Low-Income Weatherization/ Structural Rehabilitation Assistance	1,754,408.80		2,487.40	6,217.23	1,750,678.97	.....	1,750,678.97
153 Rural Mobility Grant Program	8,401,188.63		2,512,338.50	2,787,724.96	8,125,802.17	1,055,471.00	9,181,273.17
154 New Motor Vehicle Arbitration	1,190,292.96		53,151.00	55,963.00	1,187,480.96	150.02	1,187,630.98
158 Aquatic Land Dredged Material Disposal Site	383,264.92	.....	.....	2,486.48	380,778.44	.....	380,778.44
159 Parks Improvement	1,297,569.93		7,185.15	7,120.88	1,297,634.20	.....	1,297,634.20
15H Cleanup Settlement	46,965,761.99		66,939.80	508,567.86	46,524,133.93	8,090.03	46,532,223.96
15M Biotoxin	291,051.77		36,024.88	115,583.49	211,493.16	193.64	211,686.80
160 Wood Stove Education and Enforcement	516,869.59		18,594.60	20,212.11	515,252.08	.....	515,252.08
162 Farm Labor Contractor	84,212.63		920.00	.....	85,132.63	.....	85,132.63
167 Natural Resources Conservation Areas Stewardship	310,929.79		3.10	127.10	310,805.79	.....	310,805.79
16A Judicial Stabilization Trust	3,444,006.04		407,841.33	116,276.60	3,735,570.77	94,231.43	3,829,802.20
16J SR 520 Corridor	89,283,663.51		(5,063,405.00)	(4,583,793.97)	88,804,052.48	.....	88,804,052.48
16M Appraisal Management Company	464,428.11		6,006.93	43,258.99	427,176.05	0.23	427,176.28
16P Marine Resources Stewardship Trust	180,191.25		254.82	.....	180,446.07	.....	180,446.07
16W Hospital Safety Net Assessment	104,297,013.24		52,750,327.34	10,294,017.30	146,753,323.28	.....	146,753,323.28
172 Basic Health Plan Trust	.....	.....	.....	.....	.....	.....	.....

# RECEIPTS AND DISBURSEMENTS FOR TREASURY FUNDS

	March 2019			March 31, 2019		
	Beginning Book Balance	Plus Receipts	Less Disbursements	Ending Book Balance	Outstanding Warrants	Ending Cash Balance
<b>SPECIAL REVENUE FUNDS (Continued)</b>						
173 State Toxics Control	\$ 54,653,253.53	\$ 5,900,763.39	\$ 5,626,502.85	\$ 54,927,514.07	\$ 92,082.75	\$ 55,019,596.82
174 Local Toxics Control	52,731,044.37	3,637,544.03	1,518,508.22	54,850,080.18	767.91	54,850,848.09
176 Water Quality Permit	11,422,187.77	5,072,813.74	2,466,524.96	14,028,476.55	21,202.39	14,049,678.94
17B Home Visiting Services	(3,087,010.05)	.....	1,428,980.89	(4,515,990.94)	62,617.10	(4,453,373.84)
17N Complete Streets Grant Program	.....	.....	.....	.....	.....	.....
17P SR520 Civil Penalties	9,640,715.78	5,544.44	(294,250.60)	9,940,510.82	.....	9,940,510.82
17T Health Benefit Exchange	12,957,833.47	5,631,442.25	3,194.54	18,586,081.18	.....	18,586,081.18
17W Limousine Carriers	105,367.24	1,167.58	.....	106,534.82	.....	106,534.82
182 Underground Storage Tank	976,415.63	111,124.97	214,664.25	872,876.35	792.17	873,668.52
186 County Arterial Preservation	800,299.61	1,208,135.98	1,363,625.17	644,810.42	.....	644,810.42
18J Capital Vessel Replacement	9,823,297.89	1,691,210.01	(7,822.65)	11,522,330.55	137.00	11,522,467.55
18L Hydraulic Project Approval	600.00	.....	.....	600.00	.....	600.00
199 Biosolids Permit	1,544,908.31	151,380.51	102,691.20	1,593,597.62	273.43	1,593,871.05
19A Medicaid Fraud Penalty	3,680,765.20	1,401,259.44	586,320.61	4,495,704.03	193,649.07	4,689,353.10
19C Forest Practice Application	810,397.70	49.56	(3,679.01)	814,126.27	1,500.00	815,626.27
19G Environmental Legacy Stewardship	25,679,369.22	1,188,357.02	2,289,417.68	24,578,308.56	11,195.51	24,589,504.07
19T DOL Technology Improvement and Data Management	1,496,095.07	39,056.28	.....	1,535,151.35	.....	1,535,151.35
200 Regional Fisheries Enhancement Salmonid Recovery	(100,178.81)	191,698.24	133,710.26	(42,190.83)	.....	(42,190.83)
201 Department of Licensing Services	2,821,621.93	315,015.13	115,044.47	3,021,592.59	735.04	3,022,327.63
202 Medical Test Site Licensure	(774,148.11)	5,455.00	67,254.55	(835,947.66)	2,703.61	(833,244.05)
204 Volunteer Fire Fighters' and Reserve Officers' Administrative	1,584,514.11	2,272.04	38,094.90	1,548,691.25	65.40	1,548,756.65
207 Hazardous Waste Assistance	1,574,727.14	2,310.15	302,531.81	1,274,505.48	1,839.76	1,276,345.24
20B Brownfield Redevelopment Trust Fund	.....	.....	.....	.....	.....	.....
20H Connecting Washington	478,425,964.69	30,379,673.36	(21,309,705.89)	530,115,343.94	2,818,226.57	532,933,570.51
20J Electric Vehicle Charging Infrastructure	476,784.37	679.43	445.00	477,018.80	.....	477,018.80
20M Puget Sound Taxpayer Accountability	.....	.....	.....	.....	.....	.....
20N Transportation Future Funding Program	2,233,951.65	3,159.25	.....	2,237,110.90	.....	2,237,110.90
20R Radioactive Mixed Waste	6,311,351.41	.....	940,145.09	5,371,206.32	4,526.54	5,375,732.86
20T PLIA Underground Storage Tank Revolving	10,851,717.52	13,393,015.22	250,583.09	23,994,149.65	.....	23,994,149.65
20V Economic Gardening Pilot Project	.....	.....	.....	.....	.....	.....
215 Special Category C	3,786,347.00	177,759.35	32,795.98	3,931,310.37	.....	3,931,310.37
216 Air Pollution Control	30,668,654.55	114,220.26	539,655.29	30,243,219.52	2,454.46	30,245,673.98
217 Oil Spill Prevention	4,123,729.35	461,789.16	693,654.76	3,891,863.75	2,502.50	3,894,366.25
218 Multimodal Transportation	189,114,495.64	13,204,739.29	20,017,511.61	182,301,723.32	292,813.61	182,594,536.93
21E Concealed Pistol License Renewal	123,002.31	9,942.24	1,568.85	131,375.70	.....	131,375.70
21H Wastewater Treatment Plant Operator Certification	143,459.00	3,240.00	60.00	146,639.00	104.50	146,743.50
21M Distracted Driving Prevention	13,770.45	183.22	.....	13,953.67	.....	13,953.67
21S Aquatic Invasive Species Management	56,486.94	15,130.50	95,337.55	(23,720.11)	2.00	(23,718.11)
21V Construction Registration Inspection	3,007,061.73	1,333,224.36	989,669.68	3,350,616.41	10,617.28	3,361,233.69



# RECEIPTS AND DISBURSEMENTS FOR TREASURY FUNDS

	March 2019			March 31, 2019		
	March 1, 2019					
	Beginning Book Balance	Plus Receipts	Less Disbursements	Ending Book Balance	Outstanding Warrants	Ending Cash Balance
<b>SPECIAL REVENUE FUNDS (Continued)</b>						
222 Freshwater Aquatic Weeds	\$ 791,363.22	\$ 41,190.00	\$ 30,175.34	\$ 802,377.88	\$ 43.05	\$ 802,420.93
223 State Oil Spill Response	8,124,404.07	122,108.18	50,463.71	8,196,048.54	.....	8,196,048.54
22J Abandoned Recreational Vehicle Disposal	(176.49)	5,171.66	.....	4,995.17	.....	4,995.17
22M Energy Efficiency	9,555,586.13	23,153.38	10,875.21	9,567,864.30	74.86	9,567,939.16
22R Internet Consumer Access	.....	.....	.....	.....	.....	.....
22U Secure Drug Take-Back Program	.....	.....	.....	.....	.....	.....
22W Public Disclosure Transparency	594,789.64	150,271.72	.....	745,061.36	.....	745,061.36
234 Public Works Administration	13,496,003.32	466,513.28	768,934.45	13,193,582.15	42,333.81	13,235,915.96
235 Youth Tobacco & Vapor Product Prevention	1,733,996.00	120,810.14	90,786.61	1,764,019.53	7,632.27	1,771,651.80
237 Recreation Access Pass	853,827.82	1,304,827.80	220.00	2,158,435.62	70.00	2,158,505.62
260 University of Washington Operating Fees	(65,954.86)	66,078.40	.....	123.54	.....	123.54
262 Manufactured Home Installation Training	556,238.76	25,037.25	21,961.48	559,314.53	461.98	559,776.51
263 Community and Economic Development Fee	3,915,667.00	60,184.82	42,270.59	3,933,581.23	25,604.39	3,959,185.62
267 Recreation Resources	21,466,047.58	871,491.90	695,528.48	21,642,011.00	172.00	21,642,183.00
268 Nonhighway and Off-Road Vehicle Activities (NOVA) Program	11,213,096.12	605,116.78	612,005.42	11,206,207.48	112,585.15	11,318,792.63
269 Parks Renewal and Stewardship	23,626,296.28	4,029,823.77	4,402,131.76	23,253,988.29	139,146.64	23,393,134.93
271 Washington State University Operating Fees	.....	.....	.....	.....	.....	.....
275 Central Washington University Operating Fees	.....	.....	.....	.....	.....	.....
277 State Agency Parking	264,407.14	11,070.00	6,984.01	268,493.13	210.00	268,703.13
296 Columbia River Basin Water Supply Rev Recovery	5,141,998.39	7,296.67	.....	5,149,295.06	.....	5,149,295.06
315 Dedicated Marijuana Fund	192,870,830.87	45,011,615.77	4,746,885.10	233,135,561.54	73,418.42	233,208,979.96
319 Public Health Supplemental	3,917,297.82	43,770.73	522,622.95	3,438,445.60	9,124.54	3,447,570.14
404 State Treasurer's Service	21,584,241.08	2,047,255.04	706,253.75	22,925,242.37	11,282.99	22,936,525.36
408 Coastal Protection	1,099,703.94	107,640.31	91,749.41	1,115,594.84	1,000.00	1,116,594.84
441 Local Government Archives	2,244,097.60	280,196.29	448,121.86	2,076,172.03	46,734.87	2,122,906.90
500 Perpetual Surveillance and Maintenance	46,946,228.73	66,389.91	.....	47,012,618.64	.....	47,012,618.64
507 Oyster Reserve Land	485,479.70	680.72	12,332.99	473,827.43	45.69	473,873.12
511 Tacoma Narrows Toll Bridge	20,722,943.19	(7,161,684.70)	(4,194,663.40)	17,755,921.89	.....	17,755,921.89
513 Derelict Vessel Removal	904,867.88	20,812.14	15,315.55	910,364.47	3.00	910,367.47
532 Washington Housing Trust	10,232,649.27	1,068,173.60	460,809.11	10,840,013.76	9,139.05	10,849,152.81
535 Alaskan Way Viaduct Replacement Project	130,801,124.32	(100,560.34)	49,331,722.40	81,368,841.58	.....	81,368,841.58
549 Election	10,564,639.22	14,973.72	156,893.61	10,422,719.33	.....	10,422,719.33
550 Transportation 2003	12,389,116.99	1,301,880.60	15,190,678.55	(1,499,680.96)	578.44	(1,499,102.52)
562 Skilled Nursing Facility Safety Net Trust	5,123,826.87	5,001.24	(662,223.63)	5,791,051.74	408.50	5,791,460.24
564 Water Pollution Control Revolving Administration	6,847,796.51	267,163.58	175,879.87	6,939,080.22	419.99	6,939,500.21
565 Yakima Integrated Plan Implementation Revenue Recovery	.....	.....	.....	.....	.....	.....
566 Community Forest Trust	86,277.52	121.54	(12,831.06)	99,230.12	.....	99,230.12
571 Multiuse Roadway Safety	344,617.73	12,233.27	.....	356,851.00	.....	356,851.00
595 I-405 Express Toll Lanes Operations	49,176,760.36	(178,209.16)	(810,909.79)	49,809,460.99	495.00	49,809,955.99



# RECEIPTS AND DISBURSEMENTS FOR TREASURY FUNDS

	March 1, 2019		March 2019		March 31, 2019		
	Beginning Book Balance		Plus Receipts	Less Disbursements	Ending Book Balance	Outstanding Warrants	Ending Cash Balance
<b>SPECIAL REVENUE FUNDS (Continued)</b>							
600 Department of Retirement Systems Expense	\$ 13,866,855.48	\$	3,442,632.88	\$ 2,881,274.93	\$ 14,428,213.43	\$ 6,818.03	\$ 14,435,031.46
689 Rural Washington Loan	6,097,578.85		8,622.97	311,995.13	5,794,206.69	.....	5,794,206.69
727 Water Pollution Control Revolving	147,659,368.73		15,078,819.70	753,668.83	161,984,519.60	.....	161,984,519.60
733 Capitol Campus Reserve	.....		.....	.....	.....	.....	.....
777 Prostitution Prevention and Intervention	121,782.99		1,481.90	.....	123,264.89	.....	123,264.89
785 State Educational Trust Fund	7,180,995.32		44,807.57	(167.11)	7,225,970.00	34.10	7,226,004.10
818 Youth Athletic Facility	185,851.93		262.82	.....	186,114.75	.....	186,114.75
825 Tobacco Settlement	.....		.....	.....	.....	.....	.....
844 Money-Purchase Retirement Savings Administrative	.....		.....	.....	.....	.....	.....
874 OASI Revolving	171,077.47		75.69	12,747.39	158,405.77	20.46	158,426.23
887 Public Facilities Construction Loan Revolving	22,082,597.58		137,032.49	25,992.07	22,193,638.00	1,328.31	22,194,966.31
888 Deferred Compensation Administrative	813,947.42		1,388,552.64	268,129.95	1,934,370.11	375.53	1,934,745.64
893 Radiation Perpetual Maintenance	\$347,604.91		491.57	.....	348,096.48	.....	348,096.48
<b>TOTAL SPECIAL REVENUE FUNDS</b>	<b>\$ 4,304,696,932.66</b>	<b>\$</b>	<b>485,553,730.86</b>	<b>\$ 390,436,535.48</b>	<b>\$ 4,399,814,128.04</b>	<b>\$ 16,003,691.81</b>	<b>\$ 4,415,817,819.85</b>
<b>DEBT SERVICE FUNDS</b>							
303 Highway Bond Retirement	\$ 70,396,774.58	\$	61,267,535.14	\$ .....	\$ 131,664,309.72	\$ .....	\$ 131,664,309.72
304 Ferry Bond Retirement	10,616,069.90		1,067,091.93	.....	11,683,161.83	.....	11,683,161.83
305 Transportation Improvement Board Bond Retirement	3,457,401.89		568,012.47	.....	4,025,414.36	.....	4,025,414.36
347 Washington State University Bond Retirement	13,066,126.79		(710,948.24)	(866,965.18)	13,222,143.73	.....	13,222,143.73
348 University of Washington Bond Retirement	17,479,897.07		680,326.92	221,004.38	17,939,219.61	.....	17,939,219.61
380 Debt-Limit General Fund Bond Retirement	.....		.....	.....	.....	.....	.....
381 Debt-Limit Reimbursable Bond Retirement	.....		.....	.....	.....	.....	.....
382 Nondebt-Limit General Fund Bond Retirement	.....		.....	.....	.....	.....	.....
383 Nondebt-Limit Reimbursable Bond Retirement	.....		.....	.....	.....	.....	.....
384 Nondebt-Limit Proprietary Appropriated Bond Retirement	.....		.....	.....	.....	.....	.....
385 Nondebt-Limit Proprietary Nonappropriated Bond Retirement	.....		.....	.....	.....	.....	.....
386 Nondebt-Limit Revenue Bond Retirement	.....		.....	.....	.....	.....	.....
389 Toll Facility Bond Retirement	\$38,074,911.55		4,692,921.76	12,857,812.50	29,910,020.81	.....	29,910,020.81
<b>TOTAL DEBT SERVICE FUNDS</b>	<b>\$ 153,091,181.78</b>	<b>\$</b>	<b>67,564,939.98</b>	<b>\$ 12,211,851.70</b>	<b>\$ 208,444,270.06</b>	<b>\$ .....</b>	<b>\$ 208,444,270.06</b>
<b>CAPITAL PROJECTS FUNDS</b>							
01L Higher Education Construction	\$ .....	\$	\$ .....	\$ .....	\$ .....	\$ .....	\$ .....
036 Capitol Building Construction	2,731,868.96		4,198.43	(1,269,821.19)	4,005,888.58	.....	4,005,888.58
056 State Higher Education Construction	2,394.03		3.38	.....	2,397.41	.....	2,397.41
057 State Building Construction	525,027,728.09		(1,282,426.25)	91,350,659.09	432,394,642.75	1,521,874.66	433,916,517.41
060 Community and Technical College Capital Projects	21,576,484.56		350,042.57	7,304,834.26	14,621,692.87	.....	14,621,692.87
061 Eastern Washington University Capital Projects	3,746,631.44		205,398.07	392,261.14	3,559,768.37	.....	3,559,768.37
062 Washington State University Building	514,978.12		2,001,307.49	1,675,682.09	840,603.52	.....	840,603.52
063 Central Washington University Capital Projects	5,020,416.03		1,006,527.72	718,245.80	5,308,697.95	.....	5,308,697.95

# RECEIPTS AND DISBURSEMENTS FOR TREASURY FUNDS

	March 1, 2019		March 2019		March 31, 2019		
	Beginning Book Balance		Plus Receipts	Less Disbursements	Ending Book Balance	Outstanding Warrants	Ending Cash Balance
<b>CAPITAL PROJECTS FUNDS (Continued)</b>							
064 University of Washington Building	\$ 10,875,266.35		\$ 581,255.24	\$ 2,215,281.40	\$ 9,241,240.19	\$ .....	\$ 9,241,240.19
065 Western Washington University Capital Projects	6,296,774.49		182,885.54	510,084.58	5,969,575.45	.....	5,969,575.45
066 The Evergreen State College Capital Projects	2,887,466.71		177,939.60	312,340.19	2,753,066.12	.....	2,753,066.12
075 State Social and Health Services Construction	5,371.39		.....	.....	5,371.39	.....	5,371.39
18B Columbia River Basin Tax Bond Water Supply Development	1,212,812.66		1,715.12	.....	1,214,527.78	.....	1,214,527.78
245 Public Safety Reimbursable Bond	4.12		.....	.....	4.12	.....	4.12
246 Community and Technical College Forest Reserve	3,250,218.02		.....	.....	3,250,218.02	.....	3,250,218.02
289 Thurston County Capital Facilities	5,474,570.35		393,894.57	98,307.58	5,770,157.34	.....	5,770,157.34
357 Gardner-Evans Higher Education Construction	45,698.05		.....	.....	45,698.05	.....	45,698.05
364 Military Department Capital	\$1,725,597.35		.....	.....	1,725,597.35	.....	1,725,597.35
<b>TOTAL CAPITAL PROJECTS FUNDS</b>	<b>\$ 590,394,280.72</b>		<b>\$ 3,622,741.48</b>	<b>\$ 103,307,874.94</b>	<b>\$ 490,709,147.26</b>	<b>\$ 1,521,874.66</b>	<b>\$ 492,231,021.92</b>
<b>PERMANENT FUNDS</b>							
04B Natural Resources Real Property Replacement	\$ 9,191,322.72		\$ 13,237.49	\$ 21,000.00	\$ 9,183,560.21	\$ .....	\$ 9,183,560.21
601 Agricultural Permanent	81,833.69		.....	(107,011.75)	188,845.44	.....	188,845.44
603 Millersylvania Park Trust	5,576.44		7.88	.....	5,584.32	.....	5,584.32
604 Normal School Permanent	142,483.02		.....	(12,816.77)	155,299.79	.....	155,299.79
605 Permanent Common School	54,346.95		.....	(2,284.05)	56,631.00	.....	56,631.00
606 Scientific Permanent	62,760.19		.....	(329,293.08)	392,053.27	.....	392,053.27
607 State University Permanent	128,789.63		.....	(270,105.19)	398,894.82	.....	398,894.82
851 Developmental Disabilities Community Trust	\$1,536,830.38		2,173.34	.....	1,539,003.72	.....	1,539,003.72
<b>TOTAL PERMANENT FUNDS</b>	<b>\$ 11,203,943.02</b>		<b>\$ 15,418.71</b>	<b>\$ (700,510.84)</b>	<b>\$ 11,919,872.57</b>	<b>\$ .....</b>	<b>\$ 11,919,872.57</b>
<b>ENTERPRISE FUNDS</b>							
401 Correctional Industries	\$ 3,608,309.48		\$ 7,438,526.12	\$ 7,417,030.11	\$ 3,629,805.49	\$ 66,635.56	\$ 3,696,441.05
407 Secretary of State's Revolving	8,596,097.47		723,647.03	759,023.67	8,560,720.83	120.00	8,560,840.83
578 Lottery Administrative	914,665.27		1,101,029.07	1,117,713.83	897,980.51	3,874.00	901,854.51
608 Accident	(454,056.34)		70,979,677.10	70,253,254.05	272,366.71	12,134,865.03	12,407,231.74
609 Medical Aid	(459,702.51)		84,658,925.40	83,333,964.07	865,258.82	7,246,680.07	8,111,938.89
610 Accident Reserve	555,952.44		67,277,528.06	67,553,631.57	279,848.93	930,705.51	1,210,554.44
881 Supplemental Pension	342,579.91		52,958,854.69	53,541,536.03	(240,101.43)	1,621,160.74	1,381,059.31
883 Second Injury	\$33,424,361.69		1,853,402.48	121,334.80	35,156,429.37	56,084.88	35,212,514.25
<b>TOTAL ENTERPRISE FUNDS</b>	<b>\$ 46,528,207.41</b>		<b>\$ 286,991,589.95</b>	<b>\$ 284,097,488.13</b>	<b>\$ 49,422,309.23</b>	<b>\$ 22,060,125.79</b>	<b>\$ 71,482,435.02</b>
<b>INTERNAL SERVICE FUNDS</b>							
006 Public Records Efficiency, Preservation & Access	\$ 2,258,939.20		\$ 73,996.01	\$ 286,437.31	\$ 2,046,497.90	\$ 56.91	\$ 2,046,554.81
405 Legal Services Revolving	10,523,214.71		11,636,371.35	12,387,077.89	9,772,508.17	126,141.40	9,898,649.57
410 Transportation Equipment	17,433,689.17		709,883.47	4,359,317.48	13,784,255.16	167,717.41	13,951,972.57
415 Personnel Service	2,543,488.01		193,074.48	515,609.15	2,220,953.34	675.00	2,221,628.34
418 State Health Care Authority Administrative	5,452,932.53		48.42	1,330,922.50	4,122,058.45	291.96	4,122,350.41

# RECEIPTS AND DISBURSEMENTS FOR TREASURER'S TRUST FUNDS

	March 1, 2019		March 2019		March 31, 2019		
	Beginning Book Balance		Plus Receipts	Less Disbursements	Ending Book Balance	Outstanding Warrants	Ending Cash Balance
<b>INTERNAL SERVICE FUNDS (Continued)</b>							
455 Higher Education Personnel Service	\$ 645,403.90	\$ 2,191.50	\$ 48,449.73	\$ 599,145.67	\$ .....	\$ 599,145.67	
468 OFM Central Service	130,074.81	304,251.79	865,639.25	(431,312.65)	.....	(431,312.65)	
483 Auditing Services Revolving	(416,206.28)	628,867.83	665,579.03	(452,917.48)	2,001.28	(450,916.20)	
484 Administrative Hearings Revolving	(1,825,091.10)	2,267,218.43	1,882,410.43	(1,440,283.10)	106.86	(1,440,176.24)	
492 School Employees' Insurance Administrative	\$17,721,311.76	25.20	1,285,781.63	16,435,555.33	268.29	16,435,823.62	
<b>TOTAL INTERNAL SERVICE FUNDS</b>	<b>\$ 54,467,756.71</b>	<b>\$ 15,815,928.48</b>	<b>\$ 23,627,224.40</b>	<b>\$ 46,656,460.79</b>	<b>\$ 297,259.11</b>	<b>\$ 46,953,719.90</b>	
<b>PENSION TRUST FUNDS</b>							
614 Volunteer Firefighters' Relief and Pension Principal	\$ 15,423,642.41	\$ 611,108.00	\$ 1,121,202.15	\$ 14,913,548.26	\$ 57,671.15	\$ 14,971,219.41	
615 State Patrol - Plan1	909,406.70	6,385,372.66	6,297,202.53	997,576.83	11,829.63	1,009,406.46	
616 Judges' Retirement	954,276.53	1,383.94	27,338.38	928,322.09	.....	928,322.09	
630 State Patrol - Plan 2	373,019.52	1,367,734.50	1,408,886.76	331,867.26	.....	331,867.26	
631 Public Employees' Retirement System Plan 1	8,767,584.88	160,299,519.35	158,931,664.97	10,135,439.26	338,817.58	10,474,256.84	
632 Teachers' Retirement System Plan 1	6,717,113.72	115,218,241.21	114,661,235.80	7,274,119.13	160,386.97	7,434,506.10	
633 School Employees' Retirement System Combined Plan 2 & 3	5,213,672.78	54,007,369.96	53,314,189.07	5,906,853.67	86,586.76	5,993,440.43	
635 Public Safety Employees Retirement System Plan 2	219,136.94	6,311,549.88	6,234,236.01	296,450.81	16,089.25	312,540.06	
641 Public Employees' Retirement System Combined Plan 2 & 3	11,150,105.43	258,606,293.05	255,983,926.42	13,772,472.06	858,840.51	14,631,312.57	
642 Teachers' Retirement System Combined Plan 2 and 3	15,909,561.08	158,140,773.81	158,230,273.52	15,820,061.37	470,086.90	16,290,148.27	
722 Deferred Compensation Principal	2,673,637.62	55,197,191.10	54,679,082.87	3,191,745.85	696.45	3,192,442.30	
729 Judicial Retirement Principal	9,618.99	250,337.42	250,312.91	9,643.50	.....	9,643.50	
819 LEOFF Plan 1 Retirement	2,640,358.01	30,727,177.02	30,315,561.12	3,051,973.91	54,530.61	3,106,504.52	
829 LEOFF Plan 2 Retirement	3,822,656.22	55,416,330.73	54,935,768.07	4,303,218.88	412,731.79	4,715,950.67	
882 Washington Judicial Retirement System	\$9,015,326.55	14,246.57	654,149.94	8,375,423.18	.....	8,375,423.18	
<b>TOTAL PENSION TRUST FUNDS</b>	<b>\$ 83,799,117.38</b>	<b>\$ 902,554,629.20</b>	<b>\$ 897,045,030.52</b>	<b>\$ 89,308,716.06</b>	<b>\$ 2,468,267.60</b>	<b>\$ 91,776,983.66</b>	
<b>AGENCY FUNDS</b>							
01P Suspense	\$ 132,583,664.77	\$ 1,639,292,072.35	\$ 1,677,038,320.82	\$ 94,837,416.30	\$ 26,591.97	\$ 94,864,008.27	
01R Undistributed Receipts	1,782,536.62	128,809.00	.....	1,911,345.62	.....	1,911,345.62	
01T Local Leasehold Excise Tax	127,307.60	.....	(526,298.98)	653,606.58	.....	653,606.58	
034 Local Sales and Use Tax	.....	.....	.....	.....	.....	.....	
035 State Payroll Revolving	14,654,469.00	504,195,510.58	494,212,816.00	24,637,163.58	1,876,249.37	26,513,412.95	
768 Local Real Estate Excise Tax	(2,264.69)	.....	(2,264.69)	.....	.....	.....	
795 State Investment Board Commingled Monthly Bond	.....	.....	.....	.....	.....	.....	
865 State Investment Board Commingled Trust	.....	6,302.06	6,302.06	.....	.....	.....	
877 OASI Contribution	.....	.....	.....	.....	.....	.....	
<b>TOTAL AGENCY FUNDS</b>	<b>\$ 149,145,713.30</b>	<b>\$ 2,143,622,693.99</b>	<b>\$ 2,170,728,875.21</b>	<b>\$ 122,039,532.08</b>	<b>\$ 1,902,841.34</b>	<b>\$ 123,942,373.42</b>	
<b>TOTAL TREASURY FUNDS</b>	<b>\$ 66,694,871,337.47</b>	<b>\$ 6,601,902,927.12</b>	<b>\$ 7,591,124,222.00</b>	<b>\$ 5,705,650,042.59</b>	<b>\$ 80,609,969.48</b>	<b>\$ 5,786,260,012.07</b>	

# RECEIPTS AND DISBURSEMENTS FOR TREASURER'S TRUST FUNDS

	March 1, 2019		March 2019		March 31, 2019	
	Beginning Book Balance	Plus Receipts	Less Disbursements	Ending Book Balance	Outstanding Warrants	Ending Cash Balance
<b>GENERAL FUND</b>						
06N Local Tax Administration	\$ .....	\$ .....	\$ .....	\$ .....	\$ .....	\$ .....
07F Commercial Fisheries Buyback	.....	.....	.....	.....	.....	.....
08B Foster Care Endowed Scholarship Trust	15,882.61	22.46	.....	15,905.07	.....	15,905.07
08E Individual Development Account Program	1,987.26	2.81	.....	1,990.07	.....	1,990.07
08N State Financial Aid	11,404,622.80	26,477,458.62	5,748,503.67	32,133,577.75	7,802.86	32,141,380.61
08T Transportation Innovative Partnership	.....	.....	.....	.....	.....	.....
10V Invasive Species Council	.....	.....	.....	.....	.....	.....
11M Poet Laureate	115.55	.....	.....	115.55	.....	115.55
11R Hospital Infection Control Grant	.....	.....	.....	.....	.....	.....
12L Outdoor Education and Recreation Prog	1,205,698.47	.....	.....	1,205,698.47	.....	1,205,698.47
12P Geoduck Aquaculture Research	143,591.06	.....	11,919.32	131,671.74	.....	131,671.74
131 Fair	2,133,527.76	3,021.04	6,933.02	2,129,615.78	.....	2,129,615.78
14N Legislative Oral History	58,650.20	.....	.....	58,650.20	.....	58,650.20
14P Skeletal Human Remains Assistance	291,342.30	.....	.....	291,342.30	.....	291,342.30
15B Food Animal Vet Scholarship	.....	.....	.....	.....	.....	.....
15N Business Assistance	.....	.....	.....	.....	.....	.....
16F Washington State Flag	410.96	.....	.....	410.96	.....	410.96
16K Mortgage Recovery	.....	.....	.....	.....	.....	.....
16R Multiagency Permitting Team	94,823.31	134.10	.....	94,957.41	.....	94,957.41
17R Aerospace Training Student Loan	970,886.51	21,696.53	16,391.57	976,191.47	.....	976,191.47
18C Native Education Public-Private Partnership	.....	.....	.....	.....	.....	.....
18F High School Completion	.....	.....	.....	.....	.....	.....
18G Opportunity Scholarship Match Transfer	5,782,383.72	.....	436,021.67	5,346,362.05	436,021.67	5,782,383.72
18K 24/7 Sobriety	4,506.96	771.50	.....	5,278.46	.....	5,278.46
18V Science, Technology, Engineering and Math Education Lighthouse	.....	.....	.....	.....	.....	.....
19J Universal Communications Services	6,606,677.11	.....	1,134.31	6,605,542.80	.....	6,605,542.80
19V Andy Hill Cancer Research Endowment Fund Match Transfer	304,576.04	.....	42,717.62	261,858.42	.....	261,858.42
20L Early Start	.....	.....	.....	.....	.....	.....
21J Gina Grant Bull Memorial Legislative Page Scholarship	36,781.57	54.98	1,200.00	35,636.55	450.00	36,086.55
21K Skilled Worker Awareness Grant Program	175,712.14	.....	3.50	175,708.64	.....	175,708.64
21L Low-Income Home Rehab Revolving Loan Program	.....	.....	.....	.....	.....	.....
21T Suicide-Safer Homes Project	0.01	.....	.....	0.01	.....	0.01
22A State Agency Office Relocation Pool	3,566,114.22	.....	229,064.32	3,337,049.90	.....	3,337,049.90
22B Highway Worker Memorial Scholarship	.....	.....	.....	.....	.....	.....
22S Landlord Mitigation Program	423,017.31	123,510.25	65,675.57	480,851.99	2,795.27	483,647.26
22V Medical Student Loan	.....	.....	.....	.....	.....	.....
23B Rural Jobs Program Match Transfer	.....	.....	.....	.....	.....	.....
23E Washington History Day	39,907.99	55.78	.....	39,963.77	.....	39,963.77
23F Open Educational Resources	.....	.....	.....	.....	.....	.....

# RECEIPTS AND DISBURSEMENTS FOR TREASURER'S TRUST FUNDS

	March 1, 2019		March 2019		March 31, 2019		
	Beginning Book Balance		Plus Receipts	Less Disbursements	Ending Book Balance	Outstanding Warrants	Ending Cash Balance
<b>GENERAL FUND (Continued)</b>							
290 Savings Incentive	\$ 2,222,994.68	\$ .....		\$ 10,180.63	\$ 2,212,814.05	\$ .....	\$ 2,212,814.05
447 Information Technology Investment Revolving	14,885,396.24		1,342.00	1,852,946.72	13,033,791.52	5,654.89	13,039,446.41
490 Regional Transportation Investment District	.....						
514 Agricultural Conservation Easements	.....						
534 Washington Graduate Fellowship Trust	489.80				489.80		489.80
551 Washington Youth and Families	124,634.31				124,634.31		124,634.31
552 Conservation Assistance Revolving	376,554.85		10,668.00		387,222.85		387,222.85
646 Higher Ed Retirement Plan Supplemental Benefit	1,972.96		1,270,580.68	1,256,415.00	16,138.64		16,138.64
653 Washington Distinguished Professorship Trust	.....						
743 College Faculty Awards Trust	186.14				186.14		186.14
747 Health Professional Loan Repayment & Scholarship Program	8,884,777.36		3,536.16	47,138.67	8,841,174.85	8,110.50	8,849,285.35
748 Higher Education Coord. Board for Innovation and Quality	.....						
781 Cross-State Trail	473.10				473.10		473.10
793 Health Insurance Pool	.....						
817 Stadium and Exhibition Center Construction	.....						
835 Four Year Student Child Care in Higher Education	74,109.08			4,163.28	69,945.80		69,945.80
837 Washington's Promise Scholarship	\$8.26		0.01		8.27		8.27
<b>TOTAL GENERAL FUND</b>	<b>\$ 59,832,812.64</b>	<b>\$ 27,912,854.92</b>	<b>\$ 9,730,408.87</b>		<b>\$ 78,015,258.69</b>	<b>\$ 460,835.19</b>	<b>\$ 78,476,093.88</b>
<b>SPECIAL REVENUE FUNDS</b>							
01F Crime Victims' Compensation	\$ 5,528,534.42	\$ 72,659.77	\$ 844,840.50		\$ 4,756,353.69	\$ .....	\$ 4,756,353.69
025 Pilotage	414,142.01		106,749.99	93,627.51	427,264.49	3,424.34	430,688.83
03K Industrial Insurance Premium Refund	4,267,494.41		7,483.03	124,987.38	4,149,990.06	91.78	4,150,081.84
04F Real Estate Education Program	646,873.26		21,374.16	11,405.76	656,841.66	10,776.31	667,617.97
06H Oral History, State Library, and Archives	140,379.16		16,893.79	206,854.14	(49,581.19)		(49,581.19)
06J Securities Prosecution	547,496.66		512,400.00	181.29	1,059,715.37	181.29	1,059,896.66
07A Mortgage Lending Fraud Prosecution	180,729.94		15,742.05	34,142.00	162,329.99	34,142.00	196,471.99
07B Organ and Tissue Donation Awareness	125,295.50		36,907.16	28,642.93	133,559.73	6.00	133,565.73
07E Contract Harvesting Revolving	9,383,601.27		10,031.03	(2,056,286.91)	11,449,919.21		11,449,919.21
07J "Helping Kids Speak"	2,809.35		2,468.67	1,771.01	3,507.01		3,507.01
07K Special License Plate Applicant Trust	12,206.00				12,206.00		12,206.00
07L Legislative International Trade	299.15				299.15		299.15
07N Produce Railcar Pool	49.11		0.07		49.18		49.18
07T Commemorative Works	3,359.50		4.75		3,364.25		3,364.25
07V Fish and Wildlife Enforcement Reward	597,879.87		13,229.00	(166,987.76)	778,096.63	1,434.75	779,531.38
08C Gonzaga University Alumni Association	4,896.36		4,083.33	2,923.66	6,056.03		6,056.03
08F Lighthouse Environmental Programs	10,677.30		7,630.01	5,604.66	12,702.65		12,702.65
08G Flexible Spending Administrative	2,577,143.55		1,436.63	44,403.75	2,534,176.43		2,534,176.43
08J Prescription Drug Consortium	39,272.21			(3,675.56)	42,947.77		42,947.77

# RECEIPTS AND DISBURSEMENTS FOR TREASURER'S TRUST FUNDS

	March 1, 2019		March 2019		March 31, 2019			
	Beginning Book Balance		Plus Receipts	Less Disbursements	Ending Book Balance	Outstanding Warrants	Ending Cash Balance	
<b>SPECIAL REVENUE FUNDS (Continued)</b>								
08L "Ski & Ride Washington"	\$ 2,755.90	\$	\$ 2,865.33	\$	\$ 2,158.34	\$ 3,462.89	\$ 3,462.89	
08P State Parks Education and Enhancement	402,247.64		12,420.32		11,031.82	403,636.14	1,070.33	404,706.47
08V Veterans Stewardship	2,058,266.67		55,720.72		27,841.80	2,086,145.59	30.84	2,086,176.43
08W "Washington's National Park Fund"	17,723.92		18,638.67		12,989.68	23,372.91		23,372.91
098 Eastern Washington Pheasant Enhancement	178,604.97		13,113.87		21,092.15	170,626.69		170,626.69
09A We Love Our Pets	10,936.24		5,553.34		3,371.67	13,117.91		13,117.91
09B Boating Safety Education Certification	602,728.94		8,695.00		22,938.82	588,485.12	13,263.88	601,749.00
09J Washington Coastal Crab Pot Buoy Tag	250,168.56		393.75		2,790.00	247,772.31		247,772.31
09K Life Sciences Discovery	174,656.20		246.99		14,508.72	160,394.47		160,394.47
09L Nursing Resource Center	246,018.78		49,040.00		647.47	294,411.31	460.00	294,871.31
10F "Share the Road"	16,033.71		7,879.66		5,411.00	18,502.37		18,502.37
11A Employment Training Finance	259,581.46		11,014.71		23,000.00	247,596.17		247,596.17
11J Electronic Products Recycling	787,044.67				39,434.08	747,610.59	81.68	747,692.27
11P Large On-Site Sewage Systems								
11V Veteran Estate Management	51,740.75		28,756.94		45,992.12	34,505.57	2,224.50	36,730.07
126 Agricultural Local	17,141,331.24		3,633,029.41		2,374,032.18	18,400,328.47	130,431.47	18,530,759.94
128 Grain Inspection Revolving	3,068,414.46		1,646,040.49		1,521,820.88	3,192,634.07	1,140.50	3,193,774.57
12E Assisted Living Facility Management	317,777.15				(8,404.61)	326,181.76		326,181.76
12F Manufactured/Mobile Home Dispute Resol	2,628,349.26		46,608.75		51,490.00	2,623,468.01	62.94	2,623,530.95
12G Rockfish Research	297,310.32		10,234.50		14,317.74	293,227.08	0.50	293,227.58
12H Uniformed Service Shared Leave Pool	861,432.40		1,402.80		11,960.26	850,874.94		850,874.94
12N Get Ready For Math & Science Schlarshp	91,211.28		3,205.91			94,417.19		94,417.19
133 Children's Trust	448,446.06		3,191.77		1,181.73	450,456.10		450,456.10
14E Washington State Heritage Center	3,256,461.78		325,478.53		439,294.71	3,142,645.60	1,879.78	3,144,525.38
14W Reduced Cigarette Ignition Propensity	566,008.38		23,054.19		2,190.78	586,871.79		586,871.79
15A Transitional Housing Oper & Rent	0.41					0.41		0.41
15T Broadband Mapping								
15V Funeral and Cemetery	975,524.42		83,017.43		53,339.09	1,005,202.76	113.34	1,005,316.10
15W Guaranteed Asset Protection Waiver	19,000.00					19,000.00		19,000.00
163 Worker and Community Right to Know	1,964,105.88		15,469.21		251,655.03	1,727,920.06	13,629.58	1,741,549.64
169 Horse Racing Commission Operating	755,451.71		185,329.02		105,932.43	834,848.30	25,327.15	860,175.45
16B Landscape Architects' License	358,106.27		18,204.33		16,738.58	359,572.02	0.89	359,572.91
16E Spec Forest Products Outreach/Education	12,754.87		5.00			12,759.87		12,759.87
16G Universal Vaccine Purchase	4,448,843.69		4,782,115.02		3,285,471.96	5,945,486.75		5,945,486.75
16H Columbia River Salmon/Steelhead Endorsement	329,132.87		46,956.88		281,202.54	94,887.21	393.00	95,280.21
16L Accessible Communities	558,688.87		10,688.58		7,223.33	562,154.12		562,154.12
16N Disabled Veterans Assistance								
16T Product Stewardship Programs	326,114.01				9,849.56	316,264.45	45.53	316,309.98
17L Foreclosure Fairness	668,425.35		12,450.00		19,175.20	661,700.15	65.91	661,766.06

# RECEIPTS AND DISBURSEMENTS FOR TREASURER'S TRUST FUNDS

	March 2019			March 31, 2019		
	Beginning Book Balance	Plus Receipts	Less Disbursements	Ending Book Balance	Outstanding Warrants	Ending Cash Balance
<b>SPECIAL REVENUE FUNDS (Continued)</b>						
17M Individual-Based/Portable Background Check Clearance	\$ 41,305.04	\$ 39,733.00	\$ 38,104.66	\$ 42,933.38	\$ .....	\$ 42,933.38
17V Volunteer Firefighters	5,056.32	2,979.67	1,952.99	6,083.00	.....	6,083.00
180 Local Government Administrative Hearings	263,948.02	.....	.....	263,948.02	.....	263,948.02
189 Clarke-McNary	.....	.....	.....	.....	.....	.....
18A Investing In Innovation	34,347.09	.....	.....	34,347.09	.....	34,347.09
18E Educator Certification Processing	2,372,362.55	261,010.00	276,177.88	2,357,194.67	1,337.75	2,358,532.42
18M Music Matters Awareness	5,613.99	5,173.01	3,654.00	7,133.00	.....	7,133.00
18N Damage Prevention	165,971.00	.....	26,000.00	139,971.00	.....	139,971.00
18R Seattle Sounders FC	6,461.95	5,343.33	4,153.34	7,651.94	.....	7,651.94
190 Forest Fire Protection Assessment	8,249,306.88	8,512.97	1,068,444.36	7,189,375.49	5,075.62	7,194,451.11
193 State Forest Nursery Revolving	977,985.44	201.35	(302,511.74)	1,280,698.53	7,286.23	1,287,984.76
195 Energy	676.58	1.27	463.65	214.20	.....	214.20
197 Statute Law Committee Publications	880,658.53	6,116.77	31,592.19	855,183.11	.....	855,183.11
198 Access Road Revolving	7,397,251.80	1,192.64	(443,366.23)	7,841,810.67	47,372.96	7,889,183.63
19B School for the Blind	2,145,611.78	71,389.82	169,112.78	2,047,888.82	529.32	2,048,418.14
19E 4-H Program	139.00	312.67	252.00	199.67	.....	199.67
19F Seattle Seahawks	93,416.23	43,150.39	26,808.25	109,758.37	.....	109,758.37
19H Center for Childhood Deafness and Hearing Loss	158,370.16	30,967.58	.....	189,337.74	.....	189,337.74
19M Seattle University	28,123.67	343.00	.....	28,466.67	.....	28,466.67
19P Child Rescue	21,199.12	223.70	.....	21,422.82	.....	21,422.82
19R Residential Services and Support	47,276.38	.....	(200.00)	47,476.38	.....	47,476.38
19W Wolf-Livestock Conflict	313,866.63	.....	1,940.00	311,926.63	.....	311,926.63
205 Mobile Home Park Relocation	1,651,194.95	36,424.71	11,553.78	1,676,065.88	.....	1,676,065.88
206 Cost of Supervision	576,799.16	161,343.58	38,695.31	699,447.43	604.00	700,051.43
209 Regional Fisheries Enhancement Group	1,320,752.01	364,900.24	86,432.96	1,599,219.29	0.83	1,599,220.12
20A State Flower	1,945.99	1,862.00	1,378.99	2,429.00	.....	2,429.00
20D CPA Scholarship Transfer	225,000.00	.....	.....	225,000.00	.....	225,000.00
20E WA Internet Crimes Against Children	1,927,000.00	.....	.....	1,927,000.00	.....	1,927,000.00
20G Washington Farmers and Ranchers	840.00	280.00	196.00	924.00	602.00	1,526.00
20K Licensing & Enforcement System Modernization	1,199,791.68	.....	0.02	1,199,791.66	8.01	1,199,799.67
20P Nursing Facility Quality Enhancement	2,397,680.61	.....	.....	2,397,680.61	.....	2,397,680.61
20W Washington Tennis	3,073.00	212.33	.....	3,285.33	.....	3,285.33
210 Fire Protection Contractor License	648,546.71	27,842.00	49,322.80	627,065.91	4.00	627,069.91
213 Veterans' Emblem	35,848.94	371.00	.....	36,219.94	.....	36,219.94
214 Temporary Worker Housing	347,355.54	4,676.00	12,721.31	339,310.23	218.10	339,528.33
219 Air Operating Permit	2,173,570.85	432,392.00	98,138.39	2,507,824.46	116.19	2,507,940.65
21A Washington State Wrestling	466.66	361.67	410.66	417.67	.....	417.67
21C Washington Sexual Assault Kit	1,478,602.25	2,152.80	29,360.20	1,451,394.85	.....	1,451,394.85
21F Fred Hutch	196.00	541.33	196.00	541.33	.....	541.33

# RECEIPTS AND DISBURSEMENTS FOR TREASURER'S TRUST FUNDS

	March 2019			March 31, 2019		
	Beginning Book Balance	Plus Receipts	Less Disbursements	Ending Book Balance	Outstanding Warrants	Ending Cash Balance
<b>SPECIAL REVENUE FUNDS (Continued)</b>						
21G Washington State Aviation	\$ 40,688.03	\$ 2,575.99	\$ 1,455.19	\$ 41,808.83	\$ .....	\$ 41,808.83
21N NE WA Wolf-Livestock Management	35,049.47	50.67	13,321.84	21,778.30	.....	21,778.30
21Q Forest Health Revolving	12,279,701.69	18,777.79	(227,943.56)	12,526,423.04	228,114.57	12,754,537.61
21U Veteran's In-State Service Shared Leave Pool	79,993.37	.....	.....	79,993.37	.....	79,993.37
21W K-12 Criminal Background Check	134,931.18	220,987.75	112,770.52	243,148.41	43.00	243,191.41
225 Fingerprint Identification	3,243,368.86	677,137.82	573,489.61	3,347,017.07	16,773.47	3,363,790.54
22G Photovoltaic Module Recycling	.....	.....	.....	.....	.....	.....
22H Foster Parent Shared Leave Pool	39,258.36	930.14	(5,597.60)	45,786.10	.....	45,786.10
22K Watershed Restoration Enhancement	50,400.00	.....	.....	50,400.00	.....	50,400.00
22L Public Use General Aviation Airport Loan Revolving	5,000,023.29	.....	.....	5,000,023.29	.....	5,000,023.29
22N Fish and Wildlife Federal Lands Revolving	.....	.....	.....	.....	.....	.....
22P Natural Resources Federal Lands Revolving	(101,223.05)	(156.85)	(89,372.25)	(12,007.65)	.....	(12,007.65)
22Q Seattle Mariners	1,176.00	2,240.00	(2,100.00)	5,516.00	.....	5,516.00
23A Student Loan Advocate	.....	.....	.....	.....	.....	.....
23C Department of Licensing Tuition Recovery	16,023.76	2,074.93	3,688.58	14,410.11	.....	14,410.11
23D Student Achievement Council Tuition Recovery Trust	.....	.....	.....	.....	.....	.....
259 Coastal Crab	113,539.67	500.00	2,280.38	111,759.29	.....	111,759.29
274 Adult Family Home	776,867.24	.....	(7,202.61)	784,069.85	.....	784,069.85
281 Impaired Driving Safety	133,507.32	157,067.65	.....	290,574.97	.....	290,574.97
283 Juvenile Accountability Incentive	85,293.75	120.62	.....	85,414.37	.....	85,414.37
294 Sea Cucumber Dive Fishery	(3,016.23)	.....	.....	(3,016.23)	.....	(3,016.23)
295 Sea Urchin Dive Fishery	(8.23)	.....	.....	(8.23)	.....	(8.23)
297 Pipeline Safety	3,696,638.29	21,376.20	209,518.07	3,508,496.42	1,198.44	3,509,694.86
298 Geologists'	450,946.03	39,278.84	24,021.91	466,202.96	417.68	466,620.64
300 Financial Services Regulation	22,426,633.72	6,725,214.66	2,421,100.11	26,730,748.27	52,335.07	26,783,083.34
320 Puget Sound Crab Pot Buoy Tag	56,907.13	.....	786.55	56,120.58	.....	56,120.58
328 Crim Justice Training Commis Firing Range Maintenance	115,439.00	.....	.....	115,439.00	.....	115,439.00
416 Surplus and Donated Food Commodities Revolving	1,698,959.74	1,934,908.76	979,456.68	2,654,411.82	.....	2,654,411.82
424 Anti-Trust Revolving	1,000,021.95	.....	210,717.42	789,304.53	505.13	789,809.66
480 Financial Education Public-Private Partnership	40,338.06	35,000.00	2,028.61	73,309.45	308.91	73,618.36
485 Horse Racing Owners' Bonus/Breeder Awards	52,181.69	9,316.48	.....	61,498.17	5,707.13	67,205.30
495 Toll Collection	19,810,313.12	16,991,641.90	14,836,971.87	21,964,983.15	39,457.46	22,004,440.61
496 Future Teachers Conditional Scholarship	3,573,153.61	20,817.46	57,857.98	3,536,113.09	9,000.00	3,545,113.09
497 Horse Racing Commission Class C Purse Fund	82,822.18	5,913.67	75,043.77	13,692.08	75,043.77	88,735.85
498 Washington State Council of Fire Fighters Benevolent	14,126.71	11,643.33	8,526.01	17,244.03	.....	17,244.03
499 Law Enforcement Memorial	44,077.40	30,452.33	19,663.01	54,866.72	.....	54,866.72
501 Liquor Revolving	46,618,799.12	(26,189,863.47)	15,785,101.42	4,643,834.23	125,032.45	4,768,866.68
503 Tuition Recovery	3,852,369.11	36,285.15	4,224.24	3,884,430.02	114.00	3,884,544.02
515 DNA Data Base	482,851.10	34,865.91	3,392.36	514,324.65	.....	514,324.65



# RECEIPTS AND DISBURSEMENTS FOR TREASURER'S TRUST FUNDS

	March 2019			March 31, 2019		
	Beginning Book Balance	Plus Receipts	Less Disbursements	Ending Book Balance	Outstanding Warrants	Ending Cash Balance
<b>SPECIAL REVENUE FUNDS (Continued)</b>						
516 Fruit and Vegetable Inspection	\$ 8,463,154.72	\$ 1,588,383.10	\$ 1,454,561.28	\$ 8,596,976.54	\$ 5,782.52	\$ 8,602,759.06
536 Federal Food Service Revolving	2,382,505.68	3,848,428.45	3,848,003.13	2,382,931.00	61,796.33	2,444,727.33
553 Performance Audits of Government	7,116,245.90	1,488,106.86	1,823,271.12	6,781,081.64	4,547.56	6,785,629.20
561 Community Technical College Innovation	5,837,181.48	321,191.82	1,017,914.02	5,140,459.28	.....	5,140,459.28
687 Rural Rehabilitation	172,914.14	244.53	30,000.00	143,158.67	.....	143,158.67
688 Federal Local Rail Service Assistance	79,995.71	106.21	.....	80,101.92	.....	80,101.92
731 Child Care Facility Revolving	1,489,538.75	5,347.00	.....	1,494,885.75	.....	1,494,885.75
732 Nursing Home Civil Penalties	2,670,445.28	.....	(24,770.38)	2,695,215.66	.....	2,695,215.66
746 Hanford Area Economic Investment	29,825.82	10,246.50	.....	40,072.32	.....	40,072.32
749 Governor's Interagency Committee of State Employed Women	91,279.16	.....	275.50	91,003.66	.....	91,003.66
761 Basic Health Plan Subscription	250,744.09	.....	.....	250,744.09	.....	250,744.09
763 Center for the Improvement of Student Learning	35,600.68	.....	.....	35,600.68	.....	35,600.68
773 Commission on Higher Ed Prof Student Ex Program	51,200.00	.....	.....	51,200.00	.....	51,200.00
774 University of Washington License Plate	201,772.78	25,174.35	.....	226,947.13	.....	226,947.13
776 Washington State University License Plate	97,276.76	53,582.67	97,276.76	53,582.67	.....	53,582.67
778 Western Washington University License Plate	4,764.69	1,607.67	.....	6,372.36	.....	6,372.36
779 Eastern Washington University License Plate	80,114.73	3,658.68	.....	83,773.41	.....	83,773.41
780 School Zone Safety Account	1,558,475.51	35,167.89	43,792.82	1,549,850.58	8,076.55	1,557,927.13
783 Central Washington University License Plate	13,864.66	1,682.34	.....	15,547.00	.....	15,547.00
784 Miscellaneous Transportation Programs	(3,888,493.08)	20,221,756.01	19,388,562.89	(3,055,299.96)	689,719.17	(2,365,580.79)
786 The Evergreen State College License Plate	7,355.71	448.00	.....	7,803.71	.....	7,803.71
789 Advanced Environmental Mitigation Revolving	847,450.63	1,992.98	(9,600.00)	859,043.61	.....	859,043.61
816 Stadium and Exhibition Center	35,111,198.88	2,939,312.96	.....	38,050,511.84	.....	38,050,511.84
821 Impaired Physician	305,511.72	150,675.00	157,011.20	299,175.52	450.00	299,625.52
823 Livestock Nutrient Management	33,831.97	425.00	(125.00)	34,381.97	.....	34,381.97
833 Developmental Disabilities Endowment Trust	1,646,531.62	75,121.31	290,737.98	1,430,914.95	107,358.72	1,538,273.67
834 Capitol Furnishings Preservation Committee	21,273.46	1,841.00	1,460.00	21,654.46	.....	21,654.46
878 Federal Forest Revolving	7,290.47	10.31	.....	7,300.78	.....	7,300.78
880 Advance Right-of-Way Revolving	24,413,868.57	476,397.58	300.00	24,889,966.15	288.75	24,890,254.90
884 Gambling Revolving	9,393,439.06	787,878.25	1,236,181.32	8,945,135.99	61,139.24	9,006,275.23
885 Plumbing Certificate	1,086,319.93	103,589.67	82,359.79	1,107,549.81	103.00	1,107,652.81
892 Pressure Systems Safety	\$613,222.51	178,108.69	204,964.37	586,366.83	1,046.81	587,413.64
<b>TOTAL SPECIAL REVENUE FUNDS</b>	<b>\$ 332,000,005.06</b>	<b>\$ 46,509,567.95</b>	<b>\$ 73,730,474.88</b>	<b>\$ 304,779,098.13</b>	<b>\$ 1,797,793.03</b>	<b>\$ 306,576,891.16</b>
<b>CAPITAL PROJECTS FUNDS</b>						
366 Watershed Restoration Enhancement Bond	\$ 2,443,630.21	\$ .....	\$ 84,201.99	\$ 2,359,428.22	\$ 3,875.69	\$ 2,363,303.91
377 Watershed Restoration Enhancement Taxable Bond	.....	.....	.....	.....	.....	.....
<b>TOTAL CAPITAL PROJECTS FUNDS</b>	<b>\$ 2,443,630.21</b>	<b>\$ .....</b>	<b>\$ 84,201.99</b>	<b>\$ 2,359,428.22</b>	<b>\$ 3,875.69</b>	<b>\$ 2,363,303.91</b>

# RECEIPTS AND DISBURSEMENTS FOR TREASURER'S TRUST FUNDS

	March 1, 2019		March 2019		March 31, 2019		
	Beginning Book Balance		Plus Receipts	Less Disbursements	Ending Book Balance	Outstanding Warrants	Ending Cash Balance
<b>PERMANENT FUNDS</b>							
842 American Indian Scholarship Endowment	\$ 300,908.74		\$ 1,425.54	\$ 1,998.00	\$ 300,336.28	\$ .....	\$ 300,336.28
852 Foster Care Scholarship Endowment	\$ 3,744.90		5.29	.....	3,750.19	.....	3,750.19
<b>TOTAL PERMANENT FUNDS</b>	<b>\$ 304,653.64</b>		<b>\$ 1,430.83</b>	<b>\$ 1,998.00</b>	<b>\$ 304,086.47</b>	<b>\$ .....</b>	<b>\$ 304,086.47</b>
<b>ENTERPRISE FUNDS</b>							
22E Family and Medical Leave Enforcement	\$ 397,738.06		\$ .....	\$ .....	\$ 397,738.06	\$ .....	\$ 397,738.06
22F Family and Medical Leave Insurance	53,635,364.05		92,381.08	3,163,232.01	50,564,513.12	669,068.73	51,233,581.85
413 Municipal Revolving	1,934,085.66		2,954,966.08	2,497,571.47	2,391,480.27	10,604.80	2,402,085.07
442 Legislative Gift Center	100,023.73		24,860.64	14,693.59	110,190.78	784.18	110,974.96
445 Self-Insured Emplr Overpymt Reimb	296,278.86		.....	.....	296,278.86	42,281.66	338,560.52
446 Industrial Insurance Rainy Day Fund	.....		.....	.....	.....	.....	.....
449 Certificates of Participation and Other Financing - Local	167,184.85		137,558.90	137,585.78	167,157.97	.....	167,157.97
456 Separately Managed State Treasurer's Service	40,690.88		7,548.19	3,512.16	44,726.91	.....	44,726.91
463 Washington College Savings Program	(525,538.36)		62,476.86	62,250.56	(525,312.06)	.....	(525,312.06)
470 Imaging	101,467.92		59,250.65	42,248.81	118,469.76	.....	118,469.76
473 School Employees Insurance Reserve	.....		.....	.....	.....	.....	.....
474 School Employees Flexible & Dependent Care Administration	.....		.....	.....	.....	.....	.....
475 School Employees Dental Benefits Administration	.....		.....	.....	.....	.....	.....
477 Lottery Investment	.....		.....	.....	.....	.....	.....
493 School Employees' Insurance	.....		.....	.....	.....	.....	.....
494 School Employees' Benefits Board Administration	.....		.....	.....	.....	.....	.....
543 Judicial Information Systems	6,548,327.61		1,509,820.31	1,749,801.33	6,308,346.59	6,364.45	6,314,711.04
544 Pollution Liability Insurance Program Trust	48,973,404.27		(10,744,924.62)	629,480.42	37,598,999.23	.....	37,598,999.23
545 Heating Oil Pollution Liability Trust	1,499,207.24		105,151.53	159,917.73	1,444,441.04	.....	1,444,441.04
788 Advanced College Tuition Payment Program	\$35,832,916.38		5,426,590.06	9,244,027.76	32,015,478.68	1,139,412.87	33,154,891.55
<b>TOTAL ENTERPRISE FUNDS</b>	<b>\$ 149,001,151.15</b>		<b>\$ (364,320.32)</b>	<b>\$ 17,704,321.62</b>	<b>\$ 130,932,509.21</b>	<b>\$ 1,868,516.69</b>	<b>\$ 132,801,025.90</b>
<b>INTERNAL SERVICE FUNDS</b>							
12V PEBB Medical Benefits Admin	\$ .....		\$ .....	\$ .....	\$ .....	\$ .....	\$ .....
411 Natural Resources Equipment	7,253,217.96		3,135.92	225,909.67	7,030,444.21	20,344.79	7,050,789.00
421 Education Technology Revolving	9,469,923.85		2,314.92	1,109,890.56	8,362,348.21	117,852.78	8,480,200.99
422 General Administration Services	42,383,732.72		15,435,348.72	18,268,975.34	39,550,106.10	1,769,943.24	41,320,049.34
436 OFM Labor Relations Service	1,931,081.35		87,388.00	432,987.07	1,585,482.28	.....	1,585,482.28
438 Uniform Dental Plan Benefits Administration	6,554.33		523,502.00	.....	530,056.33	.....	530,056.33
439 Uniform Medical Plan Benefits Administration	4,891,981.40		4,557,980.00	4,752,730.50	4,697,230.90	.....	4,697,230.90
444 Fish & Wildlife Equipment	837,127.47		56,261.87	63,310.77	830,078.57	599.09	830,677.66
453 Minority and Women's Business Enterprises	616,124.46		117,411.90	205,580.09	527,956.27	320.00	528,276.27
458 Consolidated Technology Services Revolving	16,862,243.46		14,623,199.60	11,134,592.03	20,350,851.03	22,292.32	20,373,143.35
461 Shared Information Technology System Revolving	.....		.....	.....	.....	.....	.....
466 Statewide Info Tech System Development Revolving	47,811.94		542,596.69	319,532.82	270,875.81	.....	270,875.81

# RECEIPTS AND DISBURSEMENTS FOR TREASURER'S TRUST FUNDS

	March 1, 2019		March 2019		March 31, 2019		
	Beginning Book Balance		Plus Receipts	Less Disbursements	Ending Book Balance	Outstanding Warrants	Ending Cash Balance
<b>INTERNAL SERVICE FUNDS (Continued)</b>							
471 State Patrol Nonappropriated Airplane Revolving	\$ 224,514.86	\$ 11.00	\$ 19,350.09	\$ 205,175.77	\$ 1,091.45	\$ 206,267.22	
472 Statewide Info Tech System Maintenance & Operations Revolving	(751,920.76)	2,686,929.35	2,617,585.63	(682,577.04)	.....	(682,577.04)	
546 Risk Management	1,857,526.62	329,648.05	1,108,374.40	1,078,800.27	.....	1,078,800.27	
547 Liability	(80,269,472.02)	55,327,508.24	8,148,897.75	(33,090,861.53)	4,433,812.02	(28,657,049.51)	
721 Public Employees' and Retirees' Insurance	180,067,474.84	186,646,851.22	167,466,373.00	199,247,953.06	2,202,144.77	201,450,097.83	
730 Public Employees' and Retirees' Insurance Reserve	166,312,694.05	235,202.14	.....	166,547,896.19	.....	166,547,896.19	
739 Certificates of Participation and Other Financing - State	\$4,751,847.59	5,557,484.52	9,914,963.11	394,369.00	.....	394,369.00	
<b>TOTAL INTERNAL SERVICE FUNDS</b>	<b>\$ 356,492,464.12</b>	<b>\$ 286,732,774.14</b>	<b>\$ 225,789,052.83</b>	<b>\$ 417,436,185.43</b>	<b>\$ 8,568,400.46</b>	<b>\$ 426,004,585.89</b>	
<b>PRIVATE PURPOSE FUNDS</b>							
196 Unclaimed Personal Property	\$ 857,195.55	\$ 10,440,439.02	\$ 5,274,449.36	\$ 6,023,185.21	\$ 4,086,194.88	\$ 10,109,380.09	
738 Department of Social and Health Services Trust	53,654.52	.....	.....	53,654.52	.....	53,654.52	
799 WA Achieving a Better Life Experience Program	.....	.....	.....	.....	.....	.....	
<b>TOTAL PRIVATE PURPOSE FUNDS</b>	<b>\$ 910,850.07</b>	<b>\$ 10,440,439.02</b>	<b>\$ 5,274,449.36</b>	<b>\$ 6,076,839.73</b>	<b>\$ 4,086,194.88</b>	<b>\$ 10,163,034.61</b>	
<b>PENSION TRUST FUNDS</b>							
838 LEOFF Retirement System Benefits Improvement	\$ .....	\$ .....	\$ .....	\$ .....	\$ .....	\$ .....	
<b>TOTAL PENSION TRUST FUNDS</b>	<b>\$ .....0.00</b>	<b>\$ .....</b>	<b>\$ .....</b>	<b>\$ .....0.00</b>	<b>\$ .....</b>	<b>\$ .....</b>	
<b>AGENCY FUNDS</b>							
165 Salary Reduction	\$ 4,121,277.74	\$ 3,134,876.38	\$ 3,997,469.94	\$ 3,258,684.18	\$ .....	\$ 3,258,684.18	
16C Real Estate/Property Tax Admin Assistance	38,566.47	49,873.07	38,566.47	49,873.07	.....	49,873.07	
17A County Enhanced 911 Excise Tax	6,064,190.49	.....	103,135.66	5,961,054.83	.....	5,961,054.83	
525 Washington State Combined Fund Drive	770,942.70	342,172.95	1,572.86	1,111,542.79	14,062.51	1,125,605.30	
660 Natural Resources Deposit	23,136,881.64	33,402,831.63	28,678,086.27	27,861,627.00	144,785.86	28,006,412.86	
734 Centennial Document Preservation and Modernization	2,089,500.46	168,020.00	.....	2,257,520.46	.....	2,257,520.46	
737 High Occupancy Vehicle	.....	.....	.....	.....	.....	.....	
757 Maritime Historic Restoration and Preservation	4,138.50	636.63	.....	4,775.13	.....	4,775.13	
797 Local Tourism Promotion	921,400.18	.....	(31,922.46)	953,322.64	.....	953,322.64	
802 School Employees Salary Reduction	.....	.....	.....	.....	.....	.....	
<b>TOTAL AGENCY FUNDS</b>	<b>\$ 37,146,898.18</b>	<b>\$ 37,098,410.66</b>	<b>\$ 32,786,908.74</b>	<b>\$ 41,458,400.10</b>	<b>\$ 158,848.37</b>	<b>\$ 41,617,248.47</b>	
<b>TOTAL TREASURER'S TRUST FUNDS</b>	<b>\$ \$938,132,465.07</b>	<b>\$ 408,331,157.20</b>	<b>\$ 365,101,816.29</b>	<b>\$ 981,361,805.98</b>	<b>\$ 16,944,464.31</b>	<b>\$ 998,306,270.29</b>	

# INVESTMENT STATEMENT

## INVESTMENT STATEMENT

Fund / Account	March 1, 2019	Purchased	Maturities & Sales	Amortization	March 31, 2019
<b>Treasury &amp; Treasurer's Trust</b>					
Investments (trade date basis)	\$ 7,688,284,001.38	\$ 2,351,282,867.25	\$ 3,224,305,637.64	\$ 1,766,599.67	\$ 6,817,027,830.66
Reverse Repurchase Agreements	.....	.....	.....	.....	.....
Purchased Accrued Interest	2,586,834.20	453,887.28	747,632.32	.....	2,293,089.16
<b>Total Treasury &amp; Treasurer's Trust</b>	<b>\$ 7,690,870,835.58</b>	<b>\$ 2,351,736,754.53</b>	<b>\$ 3,225,053,269.96</b>	<b>\$ 1,766,599.67</b>	<b>\$ 6,819,320,919.82</b>
<b>Local Government Investment Pool</b>					
Investments (trade date basis)	\$ 14,892,830,290.64	\$ 36,649,458,575.40	\$ 37,488,186,074.87	\$ 13,499,043.88	\$ 14,067,601,835.05
Reverse Repurchase Agreements	.....	.....	.....	.....	.....
Purchased Accrued Interest	648,591.26	312,418.60	.....	.....	961,009.86
<b>Total Local Government Investment Pool</b>	<b>\$ 14,893,478,881.90</b>	<b>\$ 36,649,770,994.00</b>	<b>\$ 37,488,186,074.87</b>	<b>\$ 13,499,043.88</b>	<b>\$ 14,068,562,844.91</b>
<b>Separately Managed Accounts</b>					
Investments (trade date basis)	\$ 202,851,790.05	\$ 399,894.21	\$ 7,768.76	\$ 118,497.15	\$ 203,362,412.65
Purchased Accrued Interest	14,433.70	.....	14,433.70	.....	.....
<b>Total Separately Managed Accounts</b>	<b>\$ 202,866,223.75</b>	<b>\$ 399,894.21</b>	<b>\$ 22,202.46</b>	<b>\$ 118,497.15</b>	<b>\$ 203,362,412.65</b>
<b>Total All Accounts</b>	<b>\$ 22,787,215,941.23</b>	<b>\$ 39,001,907,642.74</b>	<b>\$ 40,713,261,547.29</b>	<b>\$ 15,384,140.70</b>	<b>\$ 21,091,246,177.38</b>

# INVESTMENT INTEREST INCOME AND CAPITAL GAINS

## INVESTMENT INTEREST INCOME AND CAPITAL GAINS CURRENT MONTH AND FISCAL YEAR TO DATE COMPARISON

Fund / Account	March 2019	March 2018	Fiscal Year 2019	Fiscal Year 2018
<b>Treasury &amp; Treasurer's Trust</b>				
Cash	\$ 8,775,155.63	\$ 4,678,606.17	\$ 101,900,837.32	\$ 51,396,262.42
Custody Bank Fees	(4,338.57)	(3,884.88)	(35,480.33)	(35,332.55)
Other Bank Fees	(3,781.45)	(8,220.28)	(81,721.91)	(100,753.64)
Amortization	1,766,599.67	1,481,038.12	11,375,270.68	6,052,692.59
Accrued Interest	3,337,530.75	1,607,945.55	3,393,308.98	2,974,587.65
Gains and Losses	(25,917.21)	(38,644.44)	183,353.03	(949,323.29)
<b>Total Treasury &amp; Treasurer's Trust</b>	<b>\$ 13,845,248.82</b>	<b>\$ 7,716,840.24</b>	<b>\$ 116,735,567.77</b>	<b>\$ 59,338,133.18</b>
<b>Local Government Investment Pool</b>				
Cash	\$ 13,653,614.70	\$ 7,647,227.99	\$ 124,893,091.64	\$ 62,036,807.34
Amortization	13,499,043.88	7,544,782.59	125,952,097.82	56,943,790.99
Accrued Interest	2,679,184.83	509,442.62	6,150,500.84	1,847,439.96
Gains and Losses	206,998.72	35,463.72	764,696.80	665,281.43
<b>Total Local Government Investment Pool</b>	<b>\$ 30,038,842.13</b>	<b>\$ 15,736,916.92</b>	<b>\$ 257,760,387.10</b>	<b>\$ 121,493,319.72</b>
<b>Separately Managed Accounts</b>				
Cash	\$ 377,691.75	\$ .....	\$ 2,295,482.50	\$ .....
Amortization	118,497.15	.....	1,050,969.11	.....
Accrued Interest	(42,770.10)	.....	429,414.10	.....
Gains and Losses	.....	.....	(2,981.65)	.....
<b>Total Separately Managed Accounts</b>	<b>\$ 453,418.80</b>	<b>\$ .....</b>	<b>\$ 3,772,884.06</b>	<b>\$ .....</b>
<b>Total All Accounts</b>	<b>\$ 44,337,509.75</b>	<b>\$ 23,453,757.16</b>	<b>\$ 378,268,838.93</b>	<b>\$ 180,831,452.90</b>

DUANE A. DAVIDSON  
STATE TREASURER  
PO BOX 40200  
OLYMPIA WA 98504-0200

---

