



# **Washington State Treasurer's Monthly Report**

**March 2020**



**DUANE A. DAVIDSON**  
State Treasurer

In accordance with the Americans with Disabilities Act, this publication will be made available in alternate formats upon request to the Office of the State Treasurer, Legislative Building, 2nd Floor, Olympia, Washington 98504-0200, telephone (360) 902-9000, fax (360) 902-9037 or TTY Users Call: 7-1-1. Web Site: <http://tre.wa.gov>.

Cover photo taken by Treasurer's Office staff.

TABLE OF CONTENTS

	<i>Page</i>
State Treasurer’s Letter .....	1
General Fund .....	2
Treasury, Treasurer’s Trust and Local Government Investment Pool Flow Chart .....	3
Treasury & Treasurer’s Trust, Treasury and Treasurer’s Trust Charts .....	4
General Fund and Local Government Investment Pool Charts .....	5
Receipts and Disbursements for the State Treasury .....	6
Receipts and Disbursements for Trust Funds .....	17
Investment Statement .....	26
Investment Interest Income and Capital Gains.....	27





**DUANE A. DAVIDSON,**  
State Treasurer

**State of Washington**  
**Office of the Treasurer**  
Legislative Building  
P.O. Box 40200  
Olympia, Washington 98504-0200

(360) 902-9000 • TTY 7-1-1  
Home Page <http://tre.wa.gov>



Fellow Washingtonians,

I am pleased to report on the operations of the Office of the State Treasurer for the month of March 2020. At the close of the month, the Treasury & Treasurer's Trust book balance was \$7.5 billion with investment earnings distributed for the month of \$13.2 million.

Sincerely,

DocuSigned by:  
  
1E9BA0FBC299465...

Duane A. Davidson  
Washington State Treasurer

# GENERAL FUND

## GENERAL FUND CURRENT MONTH AND FISCAL YEAR TO DATE COMPARISON

(In Millions)

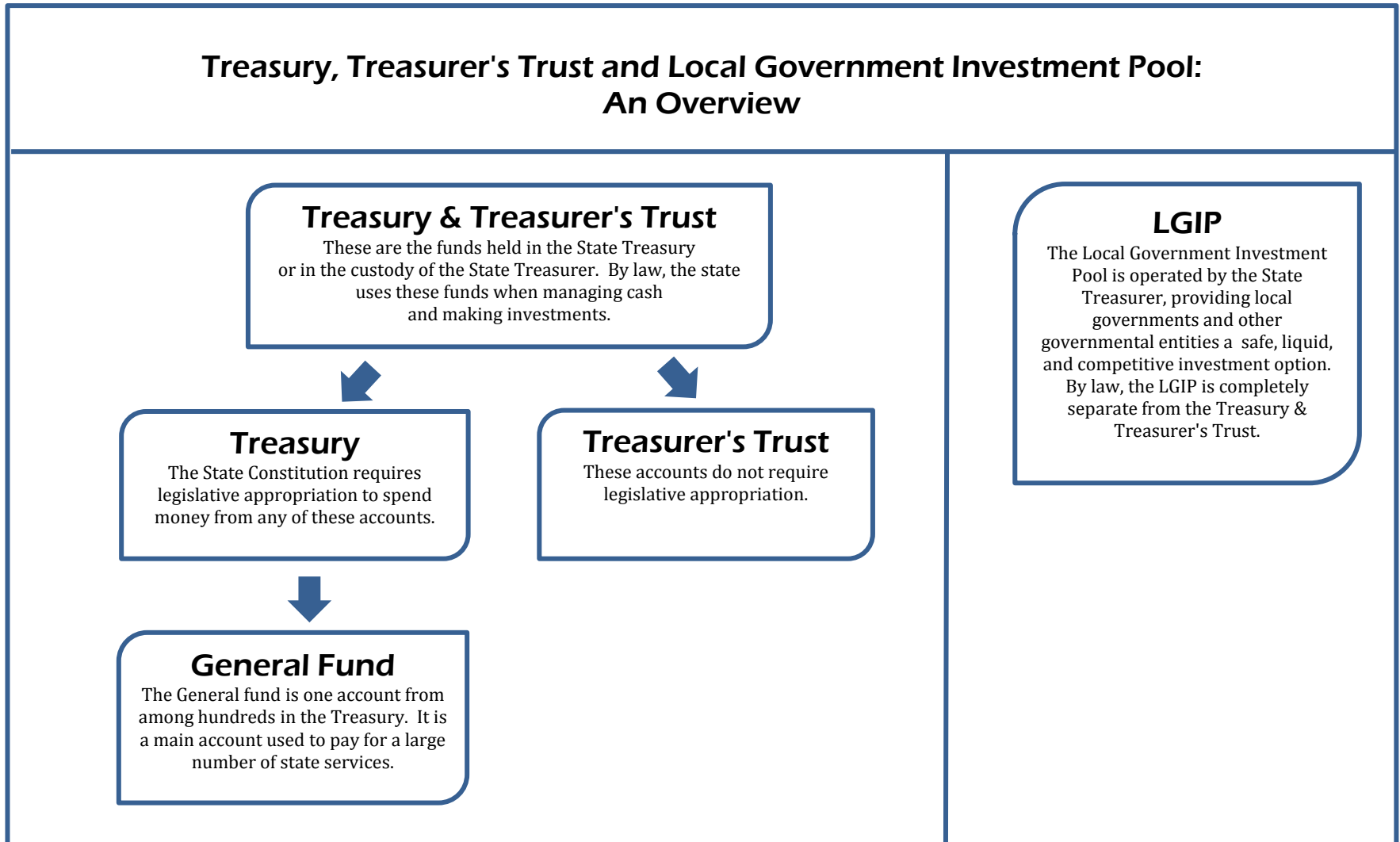
	Month of March		Fiscal Year to Date	
	2020	2019	2020	2019
<b>Beginning Book Balance</b>	\$ (1,442.873)	\$ (533.725)	\$ 1,010.867	\$ 1,737.396
Cash Revenue	2,602.574	2,408.193	26,062.725	23,900.412
Other Cash Receipts	125.741	268.113	2,728.189	3,842.035
<b>Total Cash Receipts</b>	2,728.315	2,676.306	28,790.914	27,742.447
<b>Total Cash Disbursements</b>	2,994.873	3,658.104	31,511.212	30,995.366
<b>Ending Book Balance</b>	\$ (1,709.431)	\$ (1,515.523)	\$ (1,709.431)	\$ (1,515.523)
<b>Cash Revenue</b>				
Bond Retirement & Interest	\$ 0.000	\$ 0.000	\$ (0.283)	\$ (0.285)
Secretary of State	3.913	3.476	32.853	30.638
<b>Department of Revenue:</b>				
Retail Sales Tax	756.856	755.124	8,722.316	8,288.368
Business & Occupation Tax	381.850	302.589	3,495.398	3,327.435
Compensating Tax	56.779	52.952	541.222	572.607
Cigarette Tax	24.452	24.058	231.939	256.700
Public Utility Tax	40.871	41.600	286.662	286.576
Various Other Revenue	23.317	58.337	539.587	(327.919)
Insurance Commission	55.206	39.118	408.908	380.904
Liquor and Cannabis Board	36.536	34.739	97.205	105.844
<b>Department of Licensing:</b>				
Excise Tax – Other	0.014	0.019	0.155	0.158
Various Other Revenue	0.962	1.355	8.799	9.121
Department of Social & Health Services	101.323	3.687	136.213	46.608
Universities & Colleges	0.000	0.000	0.387	0.442
Treasurer's Transfers	(13.381)	0.363	(113.816)	(58.414)
<b>Counties:</b>				
Property Tax	73.824	54.751	1,637.240	1,614.723
Real Estate Excise Tax	98.332	83.420	950.983	840.129
Various Other Revenue	3.794	3.746	37.286	41.043
Federal Grants-In-Aid (All Agencies)	939.628	952.736	8,662.901	8,164.278
Revenues Distributed to Local Governments	(7.253)	(5.737)	(53.356)	(49.112)
Other Agencies' Cash Revenue	25.551	1.860	440.126	370.568
<b>Total Cash Revenue</b>	\$ 2,602.574	\$ 2,408.193	\$ 26,062.725	\$ 23,900.412

Source: Agency Financial Reporting System (AFRS).

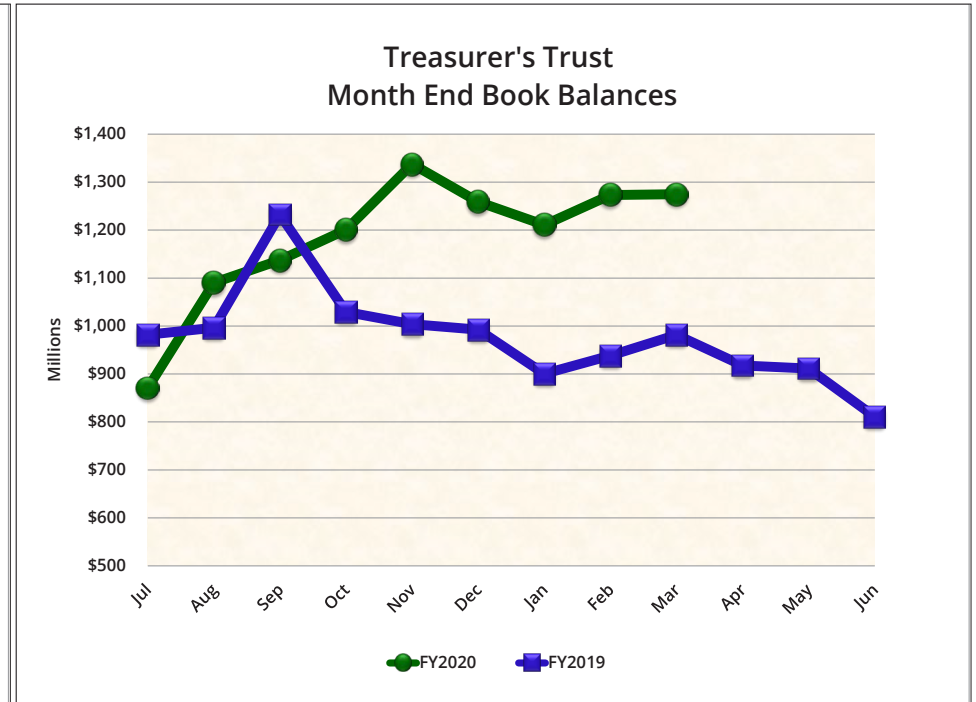
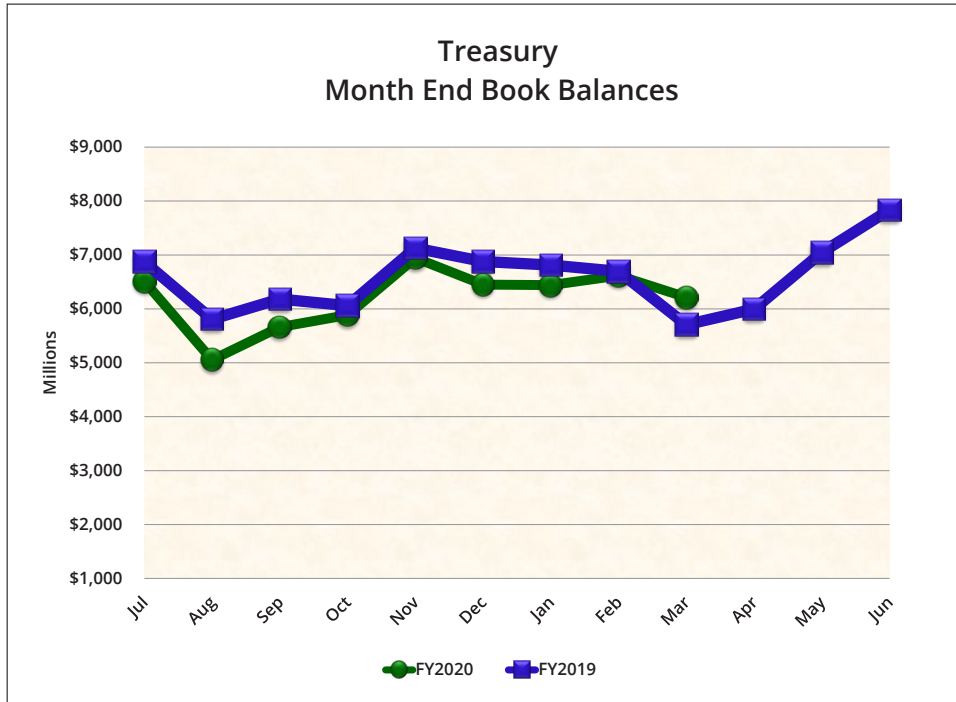
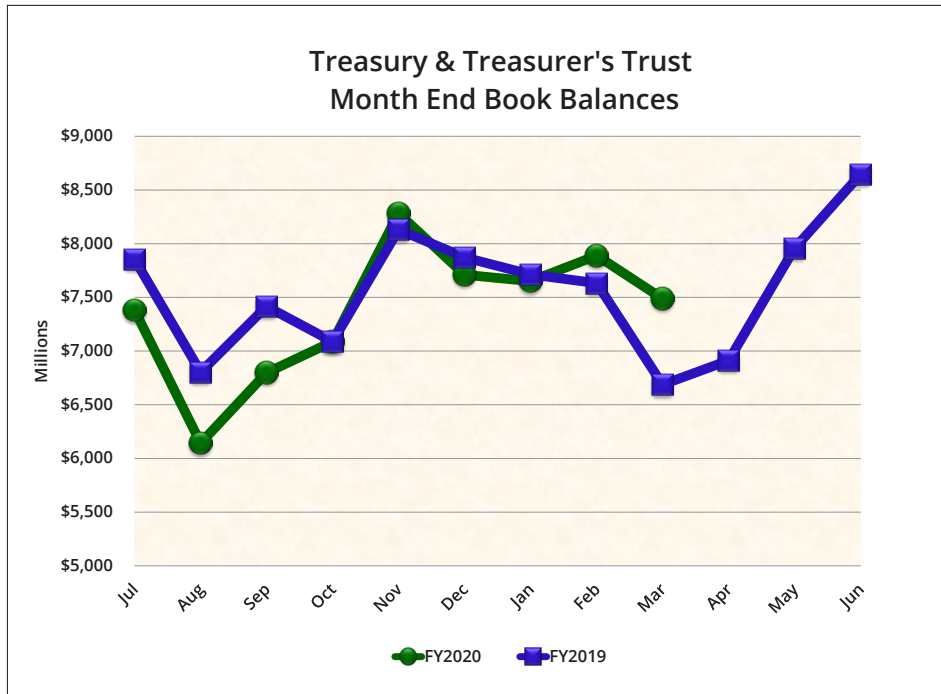
# TREASURY, TREASURER'S TRUST AND LGIP FLOW CHART

The State Treasurer is charged with the cash management of public funds, which includes two categories of state funds and accounts: (1) funds and accounts located in the state treasury, which are subject to legislative appropriation; and (2) Treasurer's trust funds, which are accounts placed in the custody of the State Treasurer, and not typically subject to legislative appropriation. Funds within these accounts are comingled for investment and cash management purposes.

This flow chart describes the structure of the Treasury and Treasurer's Trust Accounts. Month end balances of these accounts are shown on pages 4 and 5.



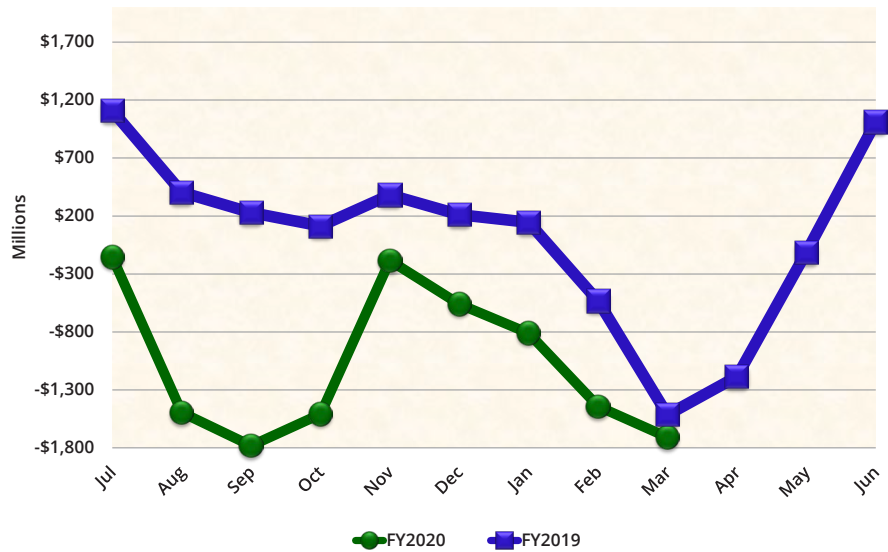
# TREASURY & TREASURER'S TRUST AND TREASURY AND TREASURER'S TRUST CHART



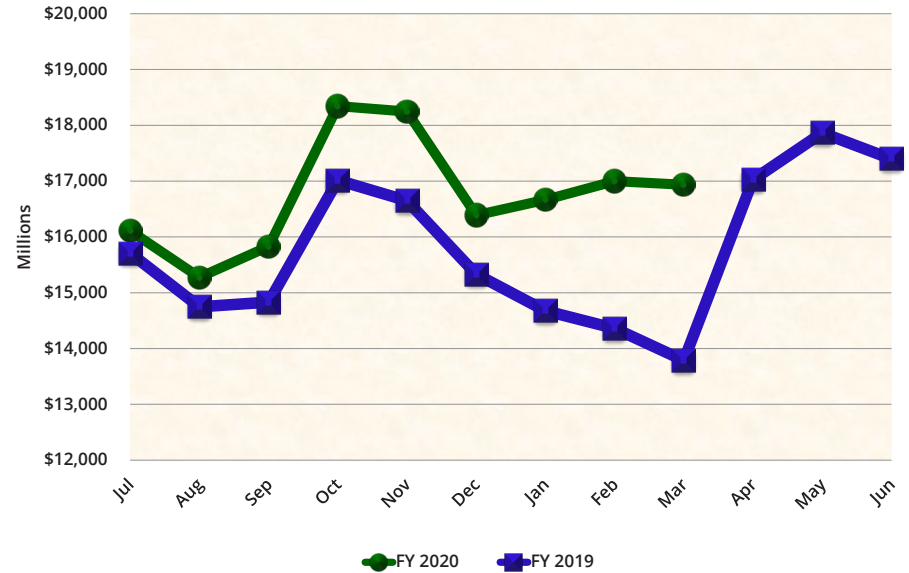


# GENERAL FUND AND LOCAL GOVERNMENT INVESTMENT POOL CHARTS

## General Fund Month End Book Balances

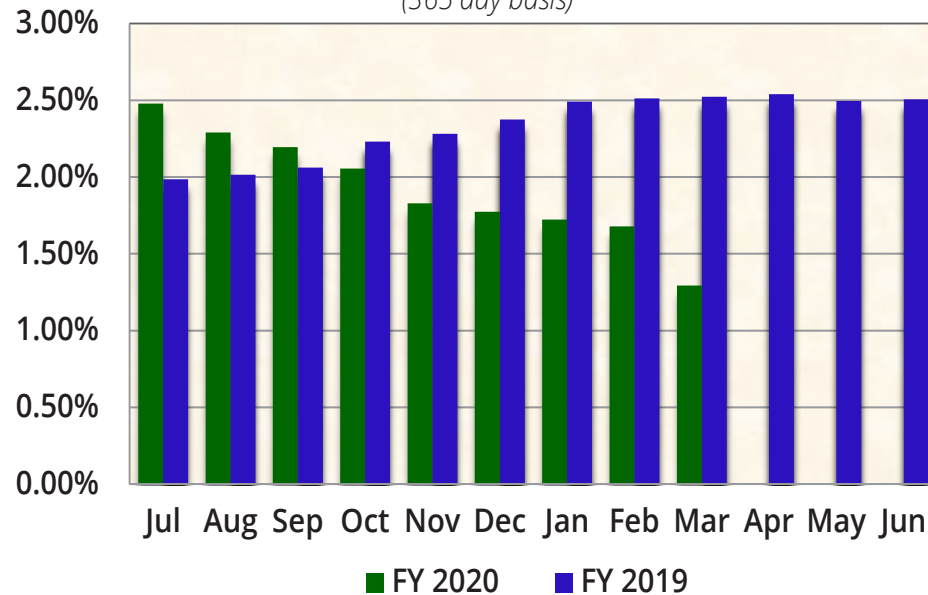


## Local Government Investment Pool Month End Book Balances



## LGIP Net Yield

(365 day basis)



# RECEIPTS AND DISBURSEMENTS FOR TREASURY FUNDS

	March 1, 2020		March 2020		March 31, 2020			
	Beginning Book Balance		Plus Receipts	Less Disbursements	Ending Book Balance	Outstanding Warrants	Ending Cash Balance	
<b>GENERAL FUND</b>								
001 General	\$ (1,442,873,161.14)	\$	2,728,315,452.73	\$	2,994,873,534.02	\$ (1,709,431,242.43)	\$ 30,170,199.27	\$ (1,679,261,043.16)
018 Millersylvania Park Current	5,210.50				5,210.50			5,210.50
01E Geothermal	30,593.91			(3,812.50)	34,406.41			34,406.41
01N Institutional Impact	19,144.72				19,144.72			19,144.72
02P Flood Control Assistance	2,066,491.90			205,766.33	1,860,725.57	220.23		1,860,945.80
031 State Investment Board Expense	4,148,631.96		2,873,457.65	2,363,043.93	4,659,045.68	9,178.26		4,668,223.94
032 State Emergency Water Projects Revolving	221,616.92				221,616.92			221,616.92
03A Excess Earnings								
03L County Criminal Justice Assistance	2,238,431.71		4,021.41	149,333.86	2,093,119.26	2,080.03		2,095,199.29
03M Municipal Criminal Justice Assistance	488,648.27		1,084.20	39,641.40	450,091.07	924.40		451,015.47
04L Public Health Services	6.54		0.01		6.55			6.55
051 State and Local Improvements Revolving	26,744.33				26,744.33			26,744.33
055 State & Local Improve Revolving (Waste Disp Facilities, 1980)	2,639.01				2,639.01			2,639.01
05C Criminal Justice Treatment	5,159,397.08		101,164.00	600,947.93	4,659,613.15			4,659,613.15
05M Tourism Development and Promotion								
070 Outdoor Recreation	(916,254.15)		1,079,763.18	166,742.73	(3,233.70)			(3,233.70)
072 State & Local Improve Revolving (Water Supply Facilities)	927,066.26				927,066.26			927,066.26
09C Farm and Forest	2,542,483.99			34,826.42	2,507,657.57			2,507,657.57
09G Riparian Protection			71,407.03	71,407.03				
09R Economic Development Strategic Reserve	2,281,439.30			130,232.80	2,151,206.50	14,906.50		2,166,113.00
10K Veterans Innovation Program	53,781.54			(690.00)	54,471.54			54,471.54
10P Columbia River Basin Water Supply Development	4,467,980.97		3,929.96	351,480.14	4,120,430.79			4,120,430.79
10R Energy Freedom	747,977.22		1,016.16		748,993.38			748,993.38
10T Hood Canal Aquatic Rehabilitation Bond								
11F Reinvesting in Youth	5.98				5.98			5.98
11N Heritage Barn Preservation								
11W Water Quality Capital	34,227.10				34,227.10			34,227.10
125 Site Closure	33,128,373.69		56,591.16	6,498.08	33,178,466.77			33,178,466.77
12J Boating Activities								
12K Puget Sound Scientific Research								
12R Independent Youth Housing								
12W Veterans Conservation Corps								
14B Budget Stabilization	1,649,739,039.64		2,241,824.19	200,016,911.87	1,451,963,951.96			1,451,963,951.96
14C Puget Sound Recovery								
14H Community Preservation & Development Auth	8,750.00				8,750.00			8,750.00
14L Streamlined Sales & Use Tax Mitigation	3,468,323.04				3,468,323.04			3,468,323.04
15C WA Community Tech Opportunity								
15J Building Communities								
15K Columbia River Water Delivery	16,173.66				16,173.66			16,173.66

# RECEIPTS AND DISBURSEMENTS FOR TREASURY FUNDS

	March 1, 2020	March 2020		March 31, 2020		
	Beginning Book Balance	Plus Receipts	Less Disbursements	Ending Book Balance	Outstanding Warrants	Ending Cash Balance
<b>GENERAL FUND (Continued)</b>						
15R Evergreen Job Training	\$ .....	\$ .....	\$ .....	\$ .....	\$ .....	\$ .....
16V Water Rights Processing	78,487.33	100.00	.....	78,587.33	.....	78,587.33
177 Judicial Retirement Administrative	.....	.....	.....	.....	.....	.....
17C Opportunity Express Account	62,171.42	.....	.....	62,171.42	.....	62,171.42
17E State Efficiency and Restructuring	.....	.....	.....	.....	.....	.....
17F Washington Opportunity Pathways	53,338,825.00	589.45	9,865,262.58	43,474,151.87	3,380.50	43,477,532.37
17K Basic Health Plan Stabilization	.....	.....	.....	.....	.....	.....
18H Opportunity Expansion	326.64	.....	.....	326.64	.....	326.64
19K Yakima Integrated Plan Implementation	.....	.....	.....	.....	.....	.....
19L Charter Schools Oversight	755,293.37	68,381.12	188,116.88	635,557.61	20.70	635,578.31
19N Diesel Idle Reduction	.....	.....	.....	.....	.....	.....
20C Yakima Integrated Plan Implementation Taxable Bond	.....	.....	.....	.....	.....	.....
20F Invest in Washington	.....	.....	.....	.....	.....	.....
21B Chehalis Basin	.....	1,129.90	.....	1,129.90	.....	1,129.90
21D Dairy Nutrient Infrastructure	.....	.....	.....	.....	.....	.....
21P Sexual Assault Prevention and Response	.....	.....	.....	.....	.....	.....
21R DCYF Contracted Services Performance Improvement	.....	.....	.....	.....	.....	.....
22C Early Learning Facilities Revolving	(912.94)	17,937.98	243,169.90	(226,144.86)	37.41	(226,107.45)
22D Early Learning Facilities Development	.....	.....	.....	.....	.....	.....
22T Statewide Tourism Marketing	3,551,171.61	188,285.20	13,691.73	3,725,765.08	.....	3,725,765.08
23H Defense Community Compatibility	.....	.....	.....	.....	.....	.....
23J Statewide Broadband	10,604,814.12	14,436.25	36,564.88	10,582,685.49	121.88	10,582,807.37
244 Habitat Conservation	(420,049.15)	4,775,116.25	4,355,067.10	.....	.....	.....
24H Career Connected Learning	.....	.....	.....	.....	.....	.....
253 Education Construction	22,016.08	29.29	.....	22,045.37	.....	22,045.37
285 Growth Management Planning and Environmental Review	1,842,606.25	240,640.61	62,333.65	2,020,913.21	151.63	2,021,064.84
291 Education Savings	.....	.....	.....	.....	.....	.....
355 State Taxable Building Construction	77,248,527.43	(18,035.93)	2,905,586.56	74,324,904.94	78,024.34	74,402,929.28
359 School Constr & Skill Ctrs Bldg	1,181,013.51	.....	6,002.49	1,175,011.02	.....	1,175,011.02
488 Special Personnel Litigation Revolving	.....	.....	.....	.....	.....	.....
489 Pension Funding Stabilization	365,345,308.00	(98,036.95)	29,274,503.81	335,972,767.24	.....	335,972,767.24
548 LEOFF System Plan 2 Expense	133,770.90	108,119.32	122,898.77	118,991.45	136.88	119,128.33
563 Columbia River Crossing Project	.....	.....	.....	.....	.....	.....
702 Dedicated McCleary Penalty	.....	.....	.....	.....	.....	.....
828 Tobacco Prevention and Control	1,222,131.02	1,673.04	19,238.00	1,204,566.06	.....	1,204,566.06
830 Agricultural College Trust Management	\$1,250,740.59	478.87	135,597.33	1,115,622.13	1,870.09	1,117,492.22
<b>TOTAL GENERAL FUND</b>	<b>\$ 784,250,005.13</b>	<b>\$ 2,740,050,556.08</b>	<b>\$ 3,246,233,897.72</b>	<b>\$ 278,066,663.49</b>	<b>\$ 30,281,252.12</b>	<b>\$ 308,347,915.61</b>

# RECEIPTS AND DISBURSEMENTS FOR TREASURY FUNDS

	March 1, 2020		March 2020		March 31, 2020		
	Beginning Book Balance		Plus Receipts	Less Disbursements	Ending Book Balance	Outstanding Warrants	Ending Cash Balance
<b>SPECIAL REVENUE FUNDS</b>							
002 Hospital Data Collection	\$ 52,386.48	\$ .....	\$ 165.53	\$ 165.53	\$ 52,220.95	\$ .....	\$ 52,220.95
003 Architects' License	1,051,438.65		50,740.15	81,074.33	1,021,104.47	402.99	1,021,507.46
007 Winter Recreational Program	1,985,381.99		208,754.93	245,591.92	1,948,545.00	6,039.00	1,954,584.00
014 Forest Development	15,033,661.46		2,485.89	(136,045.55)	15,172,192.90	40,641.42	15,212,834.32
01B ORV & Non-Highway Vehicle Account	2,363,372.28		298,321.48	300,609.23	2,361,084.53	4,623.06	2,365,707.59
01M Snowmobile	3,850,003.78		85,236.59	563,466.57	3,371,773.80	49,107.95	3,420,881.75
024 Professional Engineers'	2,112,403.59		158,290.00	42,765.56	2,227,928.03	544.00	2,228,472.03
025 Pilotage	(73,029.58)		403,229.04	85,455.63	244,743.83	40.94	244,784.77
026 Real Estate Commission	3,098,674.85		169,345.55	755,613.49	2,512,406.91	4,064.59	2,516,471.50
027 Reclamation	4,188,432.34		107,418.16	246,499.67	4,049,350.83	.....	4,049,350.83
02A Surveys and Maps	1,125,724.06		53,375.38	46,947.50	1,132,151.94	49.83	1,132,201.77
02G Health Professions	17,139,623.43		7,546,859.20	5,143,853.36	19,542,629.27	47,377.08	19,590,006.35
02H Business Enterprises Revolving	963,357.95		52,114.47	78,619.03	936,853.39	13,332.57	950,185.96
02J Certified Public Accountants'	2,836,482.84		191,641.55	122,468.07	2,905,656.32	620.00	2,906,276.32
02K Death Investigations	753,830.50		452,338.79	448,635.49	757,533.80	4,583.60	762,117.40
02M Essential Rail Assistance	547,790.89		1,597.63	(87,728.07)	637,116.59	4,526.06	641,642.65
02N Parkland Acquisition	13,679.86	.....	.....	.....	13,679.86	.....	13,679.86
02R Aquatic Lands Enhancement	13,499,976.81		887.31	655,974.91	12,844,889.21	14,820.39	12,859,709.60
02W Timber Tax Distribution	31,744.63		74,152.61	188,975.71	(83,078.47)	20,309.04	(62,769.43)
030 Landowner Contingency Forest Fire Suppression	(246,930.58)		31.69	(128,541.97)	(118,356.92)	.....	(118,356.92)
039 Aeronautics	1,316,210.07		280,082.98	180,382.10	1,415,910.95	19,829.22	1,435,740.17
03B Asbestos	986,424.28		30,970.00	20,728.68	996,665.60	.....	996,665.60
03C Emergency Medical Services and Trauma Care System Trust	13,536,892.87		(113,573.05)	135,820.92	13,287,498.90	201,540.46	13,489,039.36
03F Enhanced 911	(6,477,220.48)		2,570,885.74	2,049,055.93	(5,955,390.67)	12,479.67	(5,942,911.00)
03N Business License	5,426,586.43		2,831,105.40	3,026,219.95	5,231,471.88	63,079.93	5,294,551.81
03P Fire Service Trust	553,550.35		2,204.00	3,696.22	552,058.13	.....	552,058.13
03R Safe Drinking Water	3,925,001.25		397,339.40	216,845.96	4,105,494.69	.....	4,105,494.69
041 Resource Management Cost	33,548,044.81		43,414.71	1,575,324.45	32,016,135.07	62,228.02	32,078,363.09
042 Charitable, Educational, Penal, and Reformatory Institutions	5,558,658.34		7,854.40	4,833.20	5,561,679.54	.....	5,561,679.54
044 Waste Reduction, Recycling, and Litter Control	5,511,378.29		858,350.82	513,913.22	5,855,815.89	12,815.59	5,868,631.48
045 State Vehicle Parking	1,540,781.40		778,471.59	726,054.02	1,593,198.97	3,838.61	1,597,037.58
048 Marine Fuel Tax Refund	294,597.58	.....	.....	.....	294,597.58	.....	294,597.58
04E Uniform Commercial Code	1,996,461.34		80,371.00	80,978.26	1,995,854.08	1,135.23	1,996,989.31
04H Surface Mining Reclamation	1,718,288.56		133.80	(34,526.91)	1,752,949.27	.....	1,752,949.27
04M Recreational Fisheries Enhancement	565,438.89		49,437.46	162,801.47	452,074.88	21.91	452,096.79
04R Drinking Water Assistance	49,170,344.79		2,912,378.01	1,629,833.01	50,452,889.79	.....	50,452,889.79
04V Vehicle License Fraud	208,802.55		11,214.38	.....	220,016.93	.....	220,016.93
04W Waterworks Operator Certification	915,761.61		90,318.00	27,162.83	978,916.78	88.74	979,005.52
058 Public Works Assistance	46,683,081.57		1,575,943.79	668,814.95	47,590,210.41	3,062.59	47,593,273.00

# RECEIPTS AND DISBURSEMENTS FOR TREASURY FUNDS

	March 1, 2020		March 2020		March 31, 2020						
	Beginning Book Balance		Plus Receipts	Less Disbursements	Ending Book Balance	Outstanding Warrants	Ending Cash Balance				
<b>SPECIAL REVENUE FUNDS (Continued)</b>											
05H Disaster Response	\$ (6,157,997.02)	\$	186,267,353.89	\$	17,837,212.16	\$	162,272,144.71	\$	12,365.90	\$	162,284,510.61
05R Drinking Water Assistance Administrative	4,250,553.56		92,968.32		39,706.89		4,303,814.99				4,303,814.99
05W State Drought Preparedness	2,349,760.21				10,624.25		2,339,135.96				2,339,135.96
06A Salmon Recovery	27,893.34						27,893.34				27,893.34
06G Real Estate Appraiser Commission	568,919.16		61,594.95		96,709.03		533,805.08		378.73		534,183.81
06K Lead Paint	135,362.15		9,750.00		1,995.07		143,117.08		100.00		143,217.08
06L Business and Professions	4,388,497.90		701,361.34		1,400,565.49		3,689,293.75		23,960.43		3,713,254.18
06R Real Estate Research	822,358.66		3,660.00				826,018.66		10.00		826,028.66
06T License Plate Technology	1,212,313.65		156,717.22		(421.96)		1,369,452.83		12.65		1,369,465.48
071 Warm Water Game Fish	682,461.58		45,445.58		82,963.89		644,943.27		10.42		644,953.69
07C Vessel Response	44,262.21		850.00		75.00		45,037.21		75.00		45,112.21
07W Domestic Violence Prevention	1,872,515.33		84,653.57		73,216.05		1,883,952.85				1,883,952.85
080 Grade Crossing Protective	83,873.84		215.74				84,089.58				84,089.58
081 State Patrol Highway	10,652,831.83		28,215,818.13		21,922,839.24		16,945,810.72		160,133.34		17,105,944.06
082 Motorcycle Safety Education	2,479,484.74		275,584.76		173,672.43		2,581,397.07		757.46		2,582,154.53
084 Building Code Council	683,526.57		61,127.24		140,235.69		604,418.12				604,418.12
086 Fire Service Training	(44,156.66)		10,902.55		722,822.74		(756,076.85)		1,345.54		(754,731.31)
087 Park Land Trust Revolving	3,224,194.40		114,616.24		69,345.80		3,269,464.84		408.31		3,269,873.15
08A Education Legacy Trust	1,636,583,961.62		31,774,213.28		21,385,300.76		1,646,972,874.14		392,417.73		1,647,365,291.87
08H Military Department Rental and Lease	2,716,911.57		44,377.93		11,963.07		2,749,326.43		2,935.09		2,752,261.52
08K Problem Gambling	876,921.81		(72,403.85)		99,190.34		705,327.62				705,327.62
08M Small City Pavement and Sidewalk	144,169.90		74,320.96				218,490.86				218,490.86
08R Waste Tire Removal	3,313,372.29		280,191.82		68,018.19		3,525,545.92				3,525,545.92
094 Transportation Infrastructure	5,797,059.64		(1,101,418.03)		4,569.45		4,691,072.16				4,691,072.16
095 Electrical License	14,148,645.86		2,603,301.75		2,529,243.27		14,222,704.34		20,921.90		14,243,626.24
096 Highway Infrastructure	1,922,916.46		2,612.36				1,925,528.82				1,925,528.82
097 Recreational Vehicle	2,154,008.48		68,018.07		13,035.12		2,208,991.43		3.00		2,208,994.43
099 Puget Sound Capital Construction	(8,246,290.81)		12,157,868.37		13,476,662.80		(9,565,085.24)		119.08		(9,564,966.16)
09E Freight Mobility Investment	10,117,535.70		1,078,138.24		21,766.54		11,173,907.40				11,173,907.40
09F High-Occupancy Toll Lanes Operations	9,090,212.61				(129,730.03)		9,219,942.64				9,219,942.64
09H Transportation Partnership	126,953,972.68		(8,564,711.21)		23,340,776.37		95,048,485.10		343,571.70		95,392,056.80
09P City-County Assistance	3,945,567.80		977,191.56		4,922,358.14		401.22				401.22
09T Washington Main Street Trust Fund	55,138.16						55,138.16				55,138.16
102 Rural Arterial Trust	18,735,268.25		2,098,746.12		1,191,181.98		19,642,832.39		22,761.12		19,665,593.51
104 State Wildlife	3,352,238.94		2,485,066.76		3,839,496.13		1,997,809.57		65,008.56		2,062,818.13
106 Highway Safety	39,895,051.58		5,522,892.01		10,183,544.76		35,234,398.83		1,190,714.09		36,425,112.92
107 Liquor Excise Tax	9,067,629.64		3,051,360.06		52,373.58		12,066,616.12				12,066,616.12
108 Motor Vehicle	389,226,310.45		137,931,347.03		135,978,485.25		391,179,172.23		4,479,723.98		395,658,896.21
109 Puget Sound Ferry Operations	(3,183,843.86)		19,498,471.99		20,018,826.50		(3,704,198.37)		112,376.91		(3,591,821.46)

# RECEIPTS AND DISBURSEMENTS FOR TREASURY FUNDS

	March 1, 2020		March 2020		March 31, 2020		
	Beginning Book Balance		Plus Receipts	Less Disbursements	Ending Book Balance	Outstanding Warrants	Ending Cash Balance
<b>SPECIAL REVENUE FUNDS (Continued)</b>							
10A Aquatic Algae Control	\$ 362,671.49	\$	6,830.22	\$ 6,163.16	\$ 363,338.55	\$ .....	\$ 363,338.55
10B Home Security Fund	5,399,702.55		1,984,744.20	1,904,561.71	5,479,885.04	46,321.78	5,526,206.82
10G Water Rights Tracking System	797,805.40	.....	.....	.....	797,805.40	.....	797,805.40
110 Special Wildlife	7,454,698.67		68,561.05	122,357.84	7,400,901.88	.....	7,400,901.88
111 Public Service Revolving	3,623,362.56		1,759,789.48	1,737,224.84	3,645,927.20	13,286.14	3,659,213.34
113 Common School Construction	100,023,126.03		656,308.88	(2,430,954.05)	103,110,388.96	286.50	103,110,675.46
116 Basic Data	40,859.00	.....	.....	.....	40,859.00	.....	40,859.00
119 Unemployment Compensation Administration	(95,586.50)		11,943,971.45	11,863,552.85	(15,167.90)	2,172,782.40	2,157,614.50
11B Regional Mobility Grant Program	54,035,977.10		9,784,400.16	5,334,391.19	58,485,986.07	13,939.00	58,499,925.07
11E Freight Mobility Multimodal	11,886,745.82		1,080,067.86	.....	12,966,813.68	.....	12,966,813.68
11H Forest and Fish Support	5,636,185.37		347,052.06	230,677.81	5,752,559.62	.....	5,752,559.62
11K Washington Auto Theft Prevention Authority	(251,143.65)		412,620.00	313,644.80	(152,168.45)	.....	(152,168.45)
120 Administrative Contingency	15,248,071.38		1,109,919.19	776,801.36	15,581,189.21	169.83	15,581,359.04
12C Affordable Housing For All	2,022,799.97		358,778.57	234,221.05	2,147,357.49	8,419.42	2,155,776.91
12M Charitable Organization Education	1,501,092.44		23,310.00	.....	1,524,402.44	.....	1,524,402.44
12T Traumatic Brain Injury	1,046,902.22		182,239.25	167,692.76	1,061,448.71	.....	1,061,448.71
134 Employment Services Administrative	16,941,139.31		1,956,021.72	1,871,302.87	17,025,858.16	2,950.58	17,028,808.74
138 Insurance Commissioner's Regulatory	20,000,729.09		22,857.32	2,597,545.69	17,426,040.72	30,512.42	17,456,553.14
144 Transportation Improvement	8,603,747.53		8,263,927.58	7,629,205.58	9,238,469.53	.....	9,238,469.53
146 Firearms Range	1,556,105.48		21,772.80	.....	1,577,878.28	.....	1,577,878.28
14A Wildlife Rehabilitation	680,601.56		16,059.14	(7,372.78)	704,033.48	.....	704,033.48
14G Ballast Water and Biofouling Management	48,356.87	.....	.....	200.00	48,156.87	.....	48,156.87
14M Financial Fraud & ID Theft	785,706.91		70,450.00	33,018.96	823,137.95	.....	823,137.95
14R Military Active State Service	345,355.70	.....	.....	.....	345,355.70	.....	345,355.70
14V Ignition Interlock Device	3,992,092.03		363,182.75	688,435.49	3,666,839.29	88,747.67	3,755,586.96
150 Low-Income Weatherization/ Structural Rehabilitation Assistance	1,804,256.88		2,458.33	4,798.65	1,801,916.56	.....	1,801,916.56
153 Rural Mobility Grant Program	3,870,163.71		4,034,255.10	977,878.46	6,926,540.35	23,690.00	6,950,230.35
154 New Motor Vehicle Arbitration	1,288,422.62		60,261.00	62,932.56	1,285,751.06	7,558.25	1,293,309.31
158 Aquatic Land Dredged Material Disposal Site	510,865.66		3.52	(4,738.25)	515,607.43	.....	515,607.43
159 Parks Improvement	1,579,071.39		9,229.52	9,409.61	1,578,891.30	765.00	1,579,656.30
15H Cleanup Settlement	52,224,032.43		71,222.93	373,925.29	51,921,330.07	62,013.09	51,983,343.16
15M Biotoxin	148,725.11		37,415.97	83,170.90	102,970.18	170.63	103,140.81
160 Wood Stove Education and Enforcement	528,763.39		13,380.31	2,602.83	539,540.87	.....	539,540.87
162 Farm Labor Contractor	109,953.23		14,685.00	.....	124,638.23	.....	124,638.23
167 Natural Resources Conservation Areas Stewardship	108,527.30	.....	.....	21.32	108,505.98	.....	108,505.98
16A Judicial Stabilization Trust	2,580,753.84		467,888.18	59,061.45	2,989,580.57	795.35	2,990,375.92
16J SR 520 Corridor	101,438,243.89		(4,850,835.53)	(3,368,939.27)	99,956,347.63	.....	99,956,347.63
16M Appraisal Management Company	347,589.21		9,600.00	21,762.36	335,426.85	.....	335,426.85
16P Marine Resources Stewardship Trust	183,495.51		249.28	.....	183,744.79	.....	183,744.79

# RECEIPTS AND DISBURSEMENTS FOR TREASURY FUNDS

	March 1, 2020		March 2020		March 31, 2020		
	Beginning Book Balance		Plus Receipts	Less Disbursements	Ending Book Balance	Outstanding Warrants	Ending Cash Balance
<b>SPECIAL REVENUE FUNDS (Continued)</b>							
16W Hospital Safety Net Assessment	\$ 24,653,896.27	\$	56,527,283.15	\$ 16,427,739.22	\$ 64,753,440.20	\$ .....	\$ 64,753,440.20
172 Basic Health Plan Trust	1,546,699.00	.....	.....	.....	1,546,699.00	.....	1,546,699.00
176 Water Quality Permit	12,428,230.86		4,287,615.46	1,800,602.49	14,915,243.83	21,308.90	14,936,552.73
17B Home Visiting Services	6,563,312.87		1,007,943.94	1,812,408.45	5,758,848.36	7,287.05	5,766,135.41
17N Complete Streets Grant Program	72,464.00	.....	.....	10,000.00	62,464.00	.....	62,464.00
17P SR520 Civil Penalties	13,033,032.42		9,116.84	(237,632.61)	13,279,781.87	.....	13,279,781.87
17T Health Benefit Exchange	24,320,167.76		2,184,255.00	(0.37)	26,504,423.13	.....	26,504,423.13
17W Limousine Carriers	123,313.62		808.00	.....	124,121.62	.....	124,121.62
182 Underground Storage Tank	1,001,436.84		87,795.44	154,158.05	935,074.23	65.56	935,139.79
186 County Arterial Preservation	668,679.09		1,731,733.27	1,133,284.75	1,267,127.61	.....	1,267,127.61
18J Capital Vessel Replacement	24,527,698.87		2,613,284.58	805,287.71	26,335,695.74	197.96	26,335,893.70
18L Hydraulic Project Approval	.....	.....	.....	.....	.....	.....	.....
199 Biosolids Permit	1,351,248.55		172,254.22	80,376.32	1,443,126.45	.....	1,443,126.45
19A Medicaid Fraud Penalty	1,775,698.11		33,636.79	256,904.35	1,552,430.55	3,663.45	1,556,094.00
19C Forest Practice Application	693,017.45		80.98	(16,809.77)	709,908.20	.....	709,908.20
19T DOL Technology Improvement and Data Management	1,225,245.36		28,388.26	186,083.57	1,067,550.05	.....	1,067,550.05
19V Andy Hill Cancer Research Endowment Fund	1,169,550.49		383,213.74	1,377.56	1,551,386.67	.....	1,551,386.67
200 Regional Fisheries Enhancement Salmonid Recovery	(198,915.30)		62,952.91	66,422.53	(202,384.92)	.....	(202,384.92)
201 Department of Licensing Services	3,573,000.08		318,149.32	78,382.23	3,812,767.17	714.50	3,813,481.67
202 Medical Test Site Licensure	468,556.75		7,175.78	93,651.89	382,080.64	5,711.27	387,791.91
204 Volunteer Fire Fighters' and Reserve Officers' Administrative	1,419,641.45		1,961.93	37,746.90	1,383,856.48	.....	1,383,856.48
207 Hazardous Waste Assistance	2,120,390.26		864.00	216,282.89	1,904,971.37	3,150.31	1,908,121.68
20B Brownfield Redevelopment Trust Fund	.....	.....	.....	.....	.....	.....	.....
20H Connecting Washington	548,395,076.29		25,380,231.12	68,412,144.92	505,363,162.49	2,753,800.47	508,116,962.96
20J Electric Vehicle	7,429,097.15		3,631,152.71	650.00	11,059,599.86	150.00	11,059,749.86
20M Puget Sound Taxpayer Accountability	3,982,041.55		246,149.17	3,058,661.70	1,169,529.02	.....	1,169,529.02
20N Transportation Future Funding Program	3,227,167.33		4,384.30	.....	3,231,551.63	.....	3,231,551.63
20R Radioactive Mixed Waste	3,977,806.26		2,100,000.00	774,656.82	5,303,149.44	3,013.10	5,306,162.54
20T PLIA Underground Storage Tank Revolving	22,882,547.07		31,755.73	148,568.78	22,765,734.02	.....	22,765,734.02
20V Economic Gardening Pilot Project	.....	.....	.....	.....	.....	.....	.....
215 Special Category C	5,931,332.21		(144,815.32)	917,114.75	4,869,402.14	.....	4,869,402.14
216 Air Pollution Control	25,044,144.53		167,006.07	618,963.42	24,592,187.18	605.50	24,592,792.68
217 Oil Spill Prevention	5,875,871.46		491,293.02	425,119.03	5,942,045.45	1,349.69	5,943,395.14
218 Multimodal Transportation	195,761,526.99		13,875,869.36	15,627,577.47	194,009,818.88	1,223,004.30	195,232,823.18
21E Concealed Pistol License Renewal	196,139.41		8,800.68	1,015.53	203,924.56	.....	203,924.56
21H Wastewater Treatment Plant Operator Certification	279,945.50		2,990.00	327.50	282,608.00	275.00	282,883.00
21M Distracted Driving Prevention	19,728.71		232.73	.....	19,961.44	.....	19,961.44
21S Aquatic Invasive Species Management	(52,788.02)		16,500.43	37,359.15	(73,646.74)	.....	(73,646.74)
21V Construction Registration Inspection	3,178,636.78		1,042,256.69	1,045,767.00	3,175,126.47	7,046.95	3,182,173.42

# RECEIPTS AND DISBURSEMENTS FOR TREASURY FUNDS

	March 1, 2020		March 2020		March 31, 2020		
	Beginning Book Balance		Plus Receipts	Less Disbursements	Ending Book Balance	Outstanding Warrants	Ending Cash Balance
<b>SPECIAL REVENUE FUNDS (Continued)</b>							
222 Freshwater Aquatic Weeds	\$ 868,693.05	\$	44,571.00	\$ 19,223.53	\$ 894,040.52	\$ 3.00	\$ 894,043.52
223 State Oil Spill Response	548,353.88		134,685.72	37,383.48	645,656.12	.....	645,656.12
22J Abandoned Recreational Vehicle Disposal	632,663.87		131,811.60	46,087.70	718,387.77	1,305.00	719,692.77
22M Energy Efficiency	9,985,853.39	.....	.....	9,514.89	9,976,338.50	.....	9,976,338.50
22R Internet Consumer Access	.....	.....	.....	.....	.....	.....	.....
22U Secure Drug Take-Back Program	699,404.63	.....	.....	309.95	699,094.68	.....	699,094.68
22W Public Disclosure Transparency	872,685.74		10,767.51	100.00	883,353.25	.....	883,353.25
234 Public Works Administration	11,252,768.51		238,144.65	472,007.65	11,018,905.51	42,292.71	11,061,198.22
235 Youth Tobacco & Vapor Product Prevention	1,675,145.16		124,551.84	237,771.51	1,561,925.49	10,321.74	1,572,247.23
237 Recreation Access Pass	1,318,772.65		548,337.73	190.00	1,866,920.38	170.00	1,867,090.38
23G Vulnerable Roadway User Education	427.71		48.30	.....	476.01	.....	476.01
23N Model Toxics Control Capital	66,627,497.97		6,657,787.10	1,053,077.13	72,232,207.94	127,572.41	72,359,780.35
23P Model Toxics Control Operating	36,548,486.51		12,563,855.68	9,644,571.46	39,467,770.73	105,187.39	39,572,958.12
23R Model Toxics Control Stormwater	18,855,359.64		2,890,312.17	316,073.05	21,429,598.76	25,956.47	21,455,555.23
23S Puget Sound Gateway Facility	.....	.....	.....	.....	.....	.....	.....
23T Congestion Relief Traffic Safety	15,091.87		2,503.06	.....	17,594.93	.....	17,594.93
23V Voluntary Cleanup	.....	.....	.....	.....	.....	.....	.....
23W Paint Product Stewardship	.....	.....	.....	.....	.....	.....	.....
24B Foundational Public Health Services	5,982,026.90		383,214.66	38,632.02	6,326,609.54	.....	6,326,609.54
24J Workforce Education Investment	(47,495,487.79)		166.50	12,038,571.96	(59,533,893.25)	140.54	(59,533,752.71)
24K Agency Financial Transaction	1,180,650.70		765,797.25	379,122.96	1,567,324.99	.....	1,567,324.99
24P Insurance Commissioner's Fraud	.....	.....	.....	.....	.....	.....	.....
260 University of Washington Operating Fees	123.54	.....	.....	.....	123.54	.....	123.54
262 Manufactured Home Installation Training	614,648.75		19,990.10	20,471.90	614,166.95	270.40	614,437.35
263 Community and Economic Development Fee	5,158,824.91		6,824.18	131,801.96	5,033,847.13	101.02	5,033,948.15
267 Recreation Resources	23,672,054.60		777,590.94	867,325.39	23,582,320.15	.....	23,582,320.15
268 Nonhighway and Off-Road Vehicle Activities (NOVA) Program	12,018,531.24		565,610.08	1,288,980.25	11,295,161.07	14.76	11,295,175.83
269 Parks Renewal and Stewardship	22,463,236.60		3,736,321.51	5,279,734.36	20,919,823.75	543,290.54	21,463,114.29
271 Washington State University Operating Fees	.....	.....	.....	.....	.....	.....	.....
275 Central Washington University Operating Fees	.....	.....	.....	.....	.....	.....	.....
277 State Agency Parking	321,290.37		11,095.00	5,978.59	326,406.78	210.00	326,616.78
296 Columbia River Basin Water Supply Rev Recovery	6,105,739.94		8,212.72	.....	6,113,952.66	.....	6,113,952.66
315 Dedicated Marijuana Fund	240,532,761.84		34,829,025.64	7,673,211.39	267,688,576.09	7,554.40	267,696,130.49
319 Public Health Supplemental	2,822,436.08		116,988.17	221,156.67	2,718,267.58	412.67	2,718,680.25
404 State Treasurer's Service	31,915,802.72		1,658,743.31	742,659.02	32,831,887.01	14,336.98	32,846,223.99
408 Coastal Protection	1,294,419.98		47,971.77	35,322.23	1,307,069.52	4,099.87	1,311,169.39
441 Local Government Archives	1,872,345.67		362,043.44	383,785.78	1,850,603.33	24,669.66	1,875,272.99
500 Perpetual Surveillance and Maintenance	47,846,692.68		64,996.81	.....	47,911,689.49	.....	47,911,689.49
507 Oyster Reserve Land	598,750.39		838.55	43,003.86	556,585.08	47.76	556,632.84



# RECEIPTS AND DISBURSEMENTS FOR TREASURY FUNDS

	March 1, 2020		March 2020		March 31, 2020		
	Beginning Book Balance		Plus Receipts	Less Disbursements	Ending Book Balance	Outstanding Warrants	Ending Cash Balance
<b>SPECIAL REVENUE FUNDS (Continued)</b>							
511 Tacoma Narrows Toll Bridge	\$ 22,650,994.71		\$ (5,799,453.99)	\$ (3,423,139.23)	\$ 20,274,679.95	\$ 5.00	\$ 20,274,684.95
513 Derelict Vessel Removal	834,210.89		20,780.66	42,916.42	812,075.13		812,075.13
532 Washington Housing Trust Fund	11,429,845.33		484,077.37	753,770.85	11,160,151.85	9,676.11	11,169,827.96
535 Alaskan Way Viaduct Replacement Project	(32,950,554.97)		(311,829.83)	1,822,979.57	(35,085,364.37)	10,534.42	(35,074,829.95)
549 Election	5,213,197.60		8,867,956.04	521,564.16	13,559,589.48		13,559,589.48
550 Transportation 2003	(18,134,780.33)		(3,557,392.15)	426,865.03	(22,119,037.51)	6,360.42	(22,112,677.09)
562 Skilled Nursing Facility Safety Net Trust	11,391,605.24		7,547.85	7,084,068.01	4,315,085.08		4,315,085.08
564 Water Pollution Control Revolving Administration	5,543,776.09		249,109.84	127,670.22	5,665,215.71		5,665,215.71
565 Yakima Integrated Plan Implementation Revenue Recovery							
566 Community Forest Trust	139,540.75		190.36	(11,269.28)	151,000.39		151,000.39
571 Multiuse Roadway Safety	492,223.06		16,535.71		508,758.77		508,758.77
595 I-405 and SR-167 Express Toll Lanes	67,960,977.87		(132,381.18)	(393,463.59)	68,222,060.28	779.26	68,222,839.54
600 Department of Retirement Systems Expense	15,097,424.31		3,739,847.02	3,558,855.65	15,278,415.68	3,100.17	15,281,515.85
689 Rural Washington Loan	3,543,178.05		4,823.82	183,283.13	3,364,718.74		3,364,718.74
727 Water Pollution Control Revolving	212,711,439.77		9,272,818.51	8,419,757.99	213,564,500.29		213,564,500.29
733 Capitol Campus Reserve							
777 Prostitution Prevention and Intervention	160,772.14		2,030.01		162,802.15		162,802.15
785 State Educational Trust Fund	7,141,745.27		40,079.91	187,414.64	6,994,410.54	49.94	6,994,460.48
818 Youth Athletic Facility	189,259.96		257.12		189,517.08		189,517.08
825 Tobacco Settlement							
844 Money-Purchase Retirement Savings Administrative							
874 OASI Revolving	118,148.30		5,924.70	13,662.97	110,410.03	26.20	110,436.23
887 Public Facilities Construction Loan Revolving	24,380,532.35		96,699.27	34,093.21	24,443,138.41	170.33	24,443,308.74
888 Deferred Compensation Administrative	1,015,342.25		1,281,175.15	172,485.82	2,124,031.58	83.34	2,124,114.92
893 Radiation Perpetual Maintenance	\$353,979.12		480.90		354,460.02		354,460.02
<b>TOTAL SPECIAL REVENUE FUNDS</b>	<b>\$ 4,754,414,022.93</b>		<b>\$ 685,883,009.27</b>	<b>\$ 504,997,296.19</b>	<b>\$ 4,935,299,736.01</b>	<b>\$ 14,863,808.01</b>	<b>\$ 4,950,163,544.02</b>
<b>DEBT SERVICE FUNDS</b>							
303 Highway Bond Retirement	\$ 78,463,849.55		\$ 63,987,054.53		\$ 142,450,904.08		\$ 142,450,904.08
304 Ferry Bond Retirement	10,064,099.65		1,065,887.20		11,129,986.85		11,129,986.85
305 Transportation Improvement Board Bond Retirement	4,028,143.74		568,397.34		4,596,541.08		4,596,541.08
347 Washington State University Bond Retirement	18,476,132.07		1,804,683.22	(27,699.23)	20,308,514.52		20,308,514.52
348 University of Washington Bond Retirement	19,406,934.10		253,295.41	220,782.57	19,439,446.94		19,439,446.94
380 Debt-Limit General Fund Bond Retirement							
381 Debt-Limit Reimbursable Bond Retirement							
382 Nondebt-Limit General Fund Bond Retirement							
383 Nondebt-Limit Reimbursable Bond Retirement							
384 Nondebt-Limit Proprietary Appropriated Bond Retirement							
385 Nondebt-Limit Proprietary Nonappropriated Bond Retirement							
386 Nondebt-Limit Revenue Bond Retirement							

# RECEIPTS AND DISBURSEMENTS FOR TREASURY FUNDS

	March 1, 2020	March 2020		March 31, 2020		
	Beginning Book Balance	Plus Receipts	Less Disbursements	Ending Book Balance	Outstanding Warrants	Ending Cash Balance
<b>DEBT SERVICE FUNDS (Continued)</b>						
389 Toll Facility Bond Retirement	\$ 36,967,970.63	\$ 4,695,318.83	\$ 10,961,437.50	\$ 30,701,851.96	\$ .....	\$ 30,701,851.96
<b>TOTAL DEBT SERVICE FUNDS</b>	<b>\$ 167,407,129.74</b>	<b>\$ 72,374,636.53</b>	<b>\$ 11,154,520.84</b>	<b>\$ 228,627,245.43</b>	<b>\$ .....</b>	<b>\$ 228,627,245.43</b>
<b>CAPITAL PROJECTS FUNDS</b>						
01L Higher Education Construction	\$ .....	\$ .....	\$ .....	\$ .....	\$ .....	\$ .....
036 Capitol Building Construction	5,407,797.44	7,928.05	(111,984.65)	5,527,710.14	.....	5,527,710.14
056 State Higher Education Construction	2,437.92	3.31	.....	2,441.23	.....	2,441.23
057 State Building Construction	545,710,670.10	(5,656,636.92)	121,239,395.30	418,814,637.88	624,470.30	419,439,108.18
060 Community and Technical College Capital Projects	11,050,627.02	1,016,746.23	1,661,775.63	10,405,597.62	.....	10,405,597.62
061 Eastern Washington University Capital Projects	4,933,857.88	172,055.07	278,275.64	4,827,637.31	.....	4,827,637.31
062 Washington State University Building	2,458,477.44	1,242,075.74	1,478,350.04	2,222,203.14	.....	2,222,203.14
063 Central Washington University Capital Projects	6,238,777.38	(442,647.14)	289,110.93	5,507,019.31	.....	5,507,019.31
064 University of Washington Building	6,686,053.81	1,696,414.44	2,300,020.82	6,082,447.43	.....	6,082,447.43
065 Western Washington University Capital Projects	8,101,961.71	176,479.26	431,048.46	7,847,392.51	.....	7,847,392.51
066 The Evergreen State College Capital Projects	3,031,462.01	169,686.87	1,471,120.04	1,730,028.84	.....	1,730,028.84
075 State Social and Health Services Construction	9,396.39	.....	.....	9,396.39	.....	9,396.39
18B Columbia River Basin Tax Bond Water Supply Development	1,235,052.59	1,677.87	.....	1,236,730.46	.....	1,236,730.46
245 Public Safety Reimbursable Bond	4.12	.....	.....	4.12	.....	4.12
246 Community and Technical College Forest Reserve	4,949,883.76	.....	(1,593.64)	4,951,477.40	.....	4,951,477.40
289 Thurston County Capital Facilities	5,410,216.70	357,167.04	16,723.21	5,750,660.53	.....	5,750,660.53
357 Gardner-Evans Higher Education Construction	45,698.05	.....	.....	45,698.05	.....	45,698.05
364 Military Department Capital	\$1,824,599.55	.....	.....	1,824,599.55	.....	1,824,599.55
<b>TOTAL CAPITAL PROJECTS FUNDS</b>	<b>\$ 607,096,973.87</b>	<b>\$ (1,259,050.18)</b>	<b>\$ 129,052,241.78</b>	<b>\$ 476,785,681.91</b>	<b>\$ 624,470.30</b>	<b>\$ 477,410,152.21</b>
<b>PERMANENT FUNDS</b>						
04B Natural Resources Real Property Replacement	\$ 6,154,662.73	\$ 8,688.68	\$ .....	\$ 6,163,351.41	\$ .....	\$ 6,163,351.41
601 Agricultural Permanent	119,770.59	.....	48,787.48	70,983.11	.....	70,983.11
603 Millersylvania Park Trust	5,678.71	7.71	.....	5,686.42	.....	5,686.42
604 Normal School Permanent	214,402.11	.....	136,890.97	77,511.14	.....	77,511.14
605 Permanent Common School	40,446.63	.....	(1,254.04)	41,700.67	.....	41,700.67
606 Scientific Permanent	473,149.85	.....	56,116.80	417,033.05	.....	417,033.05
607 State University Permanent	151,437.63	.....	402.41	151,035.22	.....	151,035.22
851 Developmental Disabilities Community Trust	\$3,646,636.31	4,954.12	.....	3,651,590.43	.....	3,651,590.43
<b>TOTAL PERMANENT FUNDS</b>	<b>\$ 10,806,184.56</b>	<b>\$ 13,650.51</b>	<b>\$ 240,943.62</b>	<b>\$ 10,578,891.45</b>	<b>\$ .....</b>	<b>\$ 10,578,891.45</b>
<b>ENTERPRISE FUNDS</b>						
12V PEBB Medical Benefits Admin	\$ .....	\$ .....	\$ .....	\$ .....	\$ .....	\$ .....
401 Correctional Industries	3,283,283.97	9,050,823.32	8,697,283.98	3,636,823.31	71,867.47	3,708,690.78
407 Secretary of State's Revolving	7,734,053.90	816,252.84	738,740.40	7,811,566.34	.....	7,811,566.34
418 State Health Care Authority Administrative	1,080,491.39	1,575,599.69	1,173,625.76	1,482,465.32	3,358.51	1,485,823.83

# RECEIPTS AND DISBURSEMENTS FOR TREASURY FUNDS

		March 1, 2020	March 2020		March 31, 2020		
		Beginning Book Balance	Plus Receipts	Less Disbursements	Ending Book Balance	Outstanding Warrants	Ending Cash Balance
<b>ENTERPRISE FUNDS (Continued)</b>							
492	School Employees' Insurance Administrative	\$ 9,166,314.99	\$ (20,502.70)	\$ 1,115,336.80	\$ 8,030,475.49	\$ 13.80	\$ 8,030,489.29
578	Lottery Administrative	939,294.32	1,249,766.32	1,138,834.64	1,050,226.00	.....	1,050,226.00
608	Accident	971,850.68	72,167,065.50	71,714,581.81	1,424,334.37	11,487,519.17	12,911,853.54
609	Medical Aid	623,610.93	75,109,121.84	70,824,629.34	4,908,103.43	4,013,584.46	8,921,687.89
610	Accident Reserve	650,585.18	71,235,259.18	69,335,780.31	2,550,064.05	769,177.78	3,319,241.83
881	Supplemental Pension	729,030.53	60,604,587.96	60,977,413.57	356,204.92	2,233,653.07	2,589,857.99
883	Second Injury	\$44,894,419.52	6,187,986.47	172,132.11	50,910,273.88	36,513.28	50,946,787.16
<b>TOTAL ENTERPRISE FUNDS</b>		<b>\$ 70,072,935.41</b>	<b>\$ 297,975,960.42</b>	<b>\$ 285,888,358.72</b>	<b>\$ 82,160,537.11</b>	<b>\$ 18,615,687.54</b>	<b>\$ 100,776,224.65</b>
<b>INTERNAL SERVICE FUNDS</b>							
006	Public Records Efficiency, Preservation & Access	\$ 2,290,559.69	\$ 24,939.58	\$ 280,923.50	\$ 2,034,575.77	\$ .....	\$ 2,034,575.77
405	Legal Services Revolving	5,430,727.24	17,692,560.72	12,195,947.14	10,927,340.82	176,322.94	11,103,663.76
410	Transportation Equipment	16,032,450.54	939,845.26	11,289.50	16,961,006.30	33,150.96	16,994,157.26
415	Personnel Service	6,994,488.63	846,292.30	690,313.19	7,150,467.74	15,037.50	7,165,505.24
455	Higher Education Personnel Service	591,245.84	2,240.72	175,570.51	417,916.05	686.25	418,602.30
468	OFM Central Service	2,417,742.86	57,793.50	865,214.59	1,610,321.77	.....	1,610,321.77
483	Auditing Services Revolving	(1,167,936.77)	722,403.55	785,583.45	(1,231,116.67)	65.00	(1,231,051.67)
484	Administrative Hearings Revolving	(\$2,020,846.97)	2,637,481.93	1,914,225.09	(1,297,590.13)	8,309.45	(1,289,280.68)
<b>TOTAL INTERNAL SERVICE FUNDS</b>		<b>\$ 30,568,431.06</b>	<b>\$ 22,923,557.56</b>	<b>\$ 16,919,066.97</b>	<b>\$ 36,572,921.65</b>	<b>\$ 233,572.10</b>	<b>\$ 36,806,493.75</b>
<b>PENSION TRUST FUNDS</b>							
614	Volunteer Firefighters' Relief and Pension Principal	\$ 14,131,161.21	\$ 594,680.63	\$ 1,259,481.43	\$ 13,466,360.41	\$ 53,363.83	\$ 13,519,724.24
615	State Patrol - Plan 1	910,852.34	6,843,283.04	6,895,293.32	858,842.06	52,877.02	911,719.08
616	Judges' Retirement	1,107,201.85	1,529.64	21,402.43	1,087,329.06	.....	1,087,329.06
630	State Patrol - Plan 2	460,774.98	1,433,324.17	1,459,068.56	435,030.59	.....	435,030.59
631	Public Employees' Retirement System Plan 1	10,092,732.14	161,272,002.73	162,444,099.42	8,920,635.45	1,121,310.85	10,041,946.30
632	Teachers' Retirement System Plan 1	7,162,523.27	115,834,985.35	116,306,889.60	6,690,619.02	701,238.16	7,391,857.18
633	School Employees' Retirement System Combined Plan 2 & 3	5,525,627.06	62,671,973.47	62,624,725.87	5,572,874.66	362,068.82	5,934,943.48
635	Public Safety Employees Retirement System Plan 2	278,730.77	9,826,047.82	9,875,350.31	229,428.28	298.67	229,726.95
641	Public Employees' Retirement System Combined Plan 2 & 3	15,854,099.42	319,617,115.06	323,636,927.85	11,834,286.63	1,198,038.60	13,032,325.23
642	Teachers' Retirement System Combined Plan 2 and 3	15,783,309.46	173,593,346.93	172,677,428.47	16,699,227.92	238,580.47	16,937,808.39
722	Deferred Compensation Principal	3,939,547.65	49,122,055.26	49,396,229.09	3,665,373.82	2,181.47	3,667,555.29
729	Judicial Retirement Principal	9,840.96	3,834.24	3,723.88	9,951.32	.....	9,951.32
819	LEOFF Plan 1 Retirement	3,072,530.96	31,129,367.19	31,496,400.64	2,705,497.51	433,369.48	3,138,866.99
829	LEOFF Plan 2 Retirement	4,931,725.82	60,495,667.33	61,447,287.46	3,980,105.69	193,472.54	4,173,578.23
882	Washington Judicial Retirement System	\$9,178,331.55	13,179.37	650,708.28	8,540,802.64	.....	8,540,802.64
<b>TOTAL PENSION TRUST FUNDS</b>		<b>\$ 92,438,989.44</b>	<b>\$ 992,452,392.23</b>	<b>\$ 1,000,195,016.61</b>	<b>\$ 84,696,365.06</b>	<b>\$ 4,356,799.91</b>	<b>\$ 89,053,164.97</b>
<b>AGENCY FUNDS</b>							
01P	Suspense	\$ 78,251,790.90	\$ 1,729,394,416.49	\$ 1,759,219,607.49	\$ 48,426,599.90	\$ 42,279.92	\$ 48,468,879.82

# RECEIPTS AND DISBURSEMENTS FOR TREASURY FUNDS

	March 1, 2020		March 2020		March 31, 2020		
	Beginning Book Balance		Plus Receipts	Less Disbursements	Ending Book Balance	Outstanding Warrants	Ending Cash Balance
<b>AGENCY FUNDS (Continued)</b>							
01R Undistributed Receipts	\$ 1,706,514.21	\$ (1,691,640.17)	\$ .....	\$ .....	\$ 14,874.04	\$ .....	\$ 14,874.04
01T Local Leasehold Excise Tax	480,743.86	.....	.....	(67,745.98)	548,489.84	.....	548,489.84
034 Local Sales and Use Tax	.....	.....	.....	.....	.....	.....	.....
035 State Payroll Revolving	18,673,065.68	543,467,602.80	531,672,459.26	.....	30,468,209.22	1,713,252.94	32,181,462.16
768 Local Real Estate Excise Tax	.....	.....	.....	.....	.....	.....	.....
795 State Investment Board Commingled Monthly Bond	.....	.....	.....	.....	.....	.....	.....
847 Separately Managed State Agency Investment	.....	.....	.....	.....	.....	.....	.....
865 State Investment Board Commingled Trust	.....	1,084.42	1,084.42	.....	.....	.....	.....
877 OASI Contribution	.....	.....	.....	.....	.....	.....	.....
<b>TOTAL AGENCY FUNDS</b>	<b>\$ 99,112,114.65</b>	<b>\$ 2,271,171,463.54</b>	<b>\$ 2,290,825,405.19</b>	<b>\$ 79,458,173.00</b>	<b>\$ 1,755,532.86</b>	<b>\$ 81,213,705.86</b>	
<b>TOTAL TREASURY FUNDS</b>	<b>\$ \$6,616,166,786.79</b>	<b>\$ 7,081,586,175.96</b>	<b>\$ 7,485,506,747.64</b>	<b>\$ 6,212,246,215.11</b>	<b>\$ 70,731,122.84</b>	<b>\$ 6,282,977,337.95</b>	

# RECEIPTS AND DISBURSEMENTS FOR TREASURER'S TRUST FUNDS

	March 1, 2020		March 2020		March 31, 2020		
	Beginning Book Balance		Plus Receipts	Less Disbursements	Ending Book Balance	Outstanding Warrants	Ending Cash Balance
<b>GENERAL FUND</b>							
06N Local Tax Administration	\$ .....	\$ .....	\$ .....	\$ .....	\$ .....	\$ .....	\$ .....
07F Commercial Fisheries Buyback	.....	.....	.....	.....	.....	.....	.....
08B Foster Care Endowed Scholarship Trust	16,173.86	21.97	.....	.....	16,195.83	.....	16,195.83
08E Individual Development Account Program	2,023.71	2.75	.....	.....	2,026.46	.....	2,026.46
08N State Financial Aid	19,319,063.12	22,814,685.86	14,031,544.45	.....	28,102,204.53	86,822.07	28,189,026.60
08T Transportation Innovative Partnership	.....	.....	.....	.....	.....	.....	.....
10V Invasive Species Council	.....	.....	.....	.....	.....	.....	.....
11M Poet Laureate	115.55	.....	.....	.....	115.55	.....	115.55
11R Hospital Infection Control Grant	.....	.....	.....	.....	.....	.....	.....
12L Outdoor Education and Recreation Prog	777,112.75	.....	.....	.....	777,112.75	.....	777,112.75
12P Geoduck Aquaculture Research	246,554.95	.....	32,727.91	.....	213,827.04	.....	213,827.04
131 Fair	2,175,221.47	2,958.99	296,363.31	.....	1,881,817.15	290,036.20	2,171,853.35
14N Legislative Oral History	45,650.20	.....	.....	.....	45,650.20	.....	45,650.20
14P Skeletal Human Remains Assistance	290,642.30	.....	.....	.....	290,642.30	.....	290,642.30
15B Food Animal Vet Scholarship	.....	.....	.....	.....	.....	.....	.....
15N Business Assistance	.....	.....	.....	.....	.....	.....	.....
16F Washington State Flag	.....	.....	.....	.....	.....	.....	.....
16K Mortgage Recovery	.....	.....	.....	.....	.....	.....	.....
16R Multiagency Permitting Team	96,562.15	131.18	.....	.....	96,693.33	.....	96,693.33
17R Aerospace Training Student Loan	232,046.18	9,930.01	6,334.66	.....	235,641.53	41.48	235,683.01
18C Native Education Public-Private Partnership	.....	.....	.....	.....	.....	.....	.....
18F High School Completion	.....	.....	.....	.....	.....	.....	.....
18G Opportunity Scholarship Match Transfer	5,043,332.46	.....	.....	.....	5,043,332.46	.....	5,043,332.46
18K 24/7 Sobriety	15,407.74	1,913.76	.....	.....	17,321.50	.....	17,321.50
18V Science, Technology, Engineering and Math Education Lighthouse	.....	.....	.....	.....	.....	.....	.....
19J Universal Communications Services	4,358,493.39	.....	410.89	.....	4,358,082.50	.....	4,358,082.50
20L Early Start	.....	.....	.....	.....	.....	.....	.....
21J Gina Grant Bull Memorial Legislative Page Scholarship	52,670.63	73.67	975.00	.....	51,769.30	350.00	52,119.30
21K Skilled Worker Awareness Grant Program	95,810.45	.....	.....	.....	95,810.45	.....	95,810.45
21L Low-Income Home Rehab Revolving Loan Program	.....	38,043.00	.....	.....	38,043.00	.....	38,043.00
21T Suicide-Safer Homes Project	25,000.01	.....	.....	.....	25,000.01	.....	25,000.01
22A State Agency Office Relocation Pool	7,246,229.30	.....	.....	.....	7,246,229.30	.....	7,246,229.30
22B Highway Worker Memorial Scholarship	.....	.....	.....	.....	.....	.....	.....
22S Landlord Mitigation Program	731,975.82	142,002.62	248,376.91	.....	625,601.53	36,423.86	662,025.39
22V Medical Student Loan	491,479.24	.....	.....	.....	491,479.24	.....	491,479.24
23B Rural Jobs Program Match Transfer	.....	.....	.....	.....	.....	.....	.....
23E Washington History Day	65,403.51	88.72	56.00	.....	65,436.23	.....	65,436.23
23F Open Educational Resources	.....	.....	.....	.....	.....	.....	.....
23L Indian Health Improvement Reinvestment	.....	.....	.....	.....	.....	.....	.....

# RECEIPTS AND DISBURSEMENTS FOR TREASURER'S TRUST FUNDS

	March 1, 2020		March 2020		March 31, 2020		
	Beginning Book Balance		Plus Receipts	Less Disbursements	Ending Book Balance	Outstanding Warrants	Ending Cash Balance
<b>GENERAL FUND (Continued)</b>							
24A Behavioral Health Loan Repayment Program	\$ 1,000,000.00	\$ .....	\$ .....	\$ .....	\$ 1,000,000.00	\$ .....	\$ 1,000,000.00
24F Veterans Service Officer	.....	.....	.....	.....	.....	.....	.....
290 Savings Incentive	2,096,090.70	.....	.....	.....	2,096,090.70	.....	2,096,090.70
447 Information Technology Investment Revolving	39,598,223.19	.....	1,510,236.07	.....	38,087,987.12	4,739.02	38,092,726.14
490 Regional Transportation Investment District	.....	.....	.....	.....	.....	.....	.....
514 Agricultural Conservation Easements	.....	.....	.....	.....	.....	.....	.....
534 Washington Graduate Fellowship Trust	489.80	.....	.....	.....	489.80	.....	489.80
551 Washington Youth and Families	124,634.31	.....	.....	.....	124,634.31	.....	124,634.31
552 Conservation Assistance Revolving	438,326.45	.....	.....	.....	438,326.45	.....	438,326.45
567 Long-Term Services and Supports Trust	1,025,095.84	1,415.03	14,959.36	.....	1,011,551.51	.....	1,011,551.51
646 Higher Ed Retirement Plan Supplemental Benefit	749,799.82	1,280,657.02	2,014,130.00	.....	16,326.84	.....	16,326.84
653 Washington Distinguished Professorship Trust	.....	.....	.....	.....	.....	.....	.....
703 COVID-19 Unemployment	.....	25,000,000.00	.....	.....	25,000,000.00	.....	25,000,000.00
743 College Faculty Awards Trust	186.14	.....	.....	.....	186.14	.....	186.14
747 Health Professional Loan Repayment & Scholarship Program	7,530,016.95	3,030.28	90,912.37	.....	7,442,134.86	37,006.93	7,479,141.79
748 Higher Education Coord. Board for Innovation and Quality	.....	.....	.....	.....	.....	.....	.....
781 Cross-State Trail	473.10	.....	.....	.....	473.10	.....	473.10
793 Health Insurance Pool	.....	.....	.....	.....	.....	.....	.....
817 Stadium and Exhibition Center Construction	.....	.....	.....	.....	.....	.....	.....
835 Four Year Student Child Care in Higher Education	\$61,414.75	.....	5,869.42	.....	55,545.33	.....	55,545.33
<b>TOTAL GENERAL FUND</b>	<b>\$ 93,951,719.84</b>	<b>\$ 49,294,954.86</b>	<b>\$ 18,252,896.35</b>	<b>\$ 124,993,778.35</b>	<b>\$ 455,419.56</b>	<b>\$ 125,449,197.91</b>	
<b>SPECIAL REVENUE FUNDS</b>							
01F Crime Victims' Compensation	\$ 1,347,066.34	\$ 78,938.24	\$ 864,157.82	\$ 561,846.76	\$ 129,219.48	\$ 691,066.24	
03K Industrial Insurance Premium Refund	5,619,094.11	8,497.89	53,892.12	5,573,699.88	766.94	5,574,466.82	
04F Real Estate Education Program	694,135.79	154.06	73.10	694,216.75	.....	694,216.75	
06H Oral History, State Library, and Archives	61,753.47	12.00	26,403.68	35,361.79	.....	35,361.79	
06J Securities Prosecution	616,462.16	5,291.50	.....	621,753.66	2,885.06	624,638.72	
07A Mortgage Lending Fraud Prosecution	113,618.03	26,916.30	35,109.00	105,425.33	35,109.00	140,534.33	
07B Organ and Tissue Donation Awareness	206,811.67	43,733.58	68,674.56	181,870.69	35,540.42	217,411.11	
07E Contract Harvesting Revolving	7,819,972.10	9,488.51	(1,930,163.53)	9,759,624.14	.....	9,759,624.14	
07J "Helping Kids Speak"	3,201.34	2,331.01	2,023.00	3,509.35	.....	3,509.35	
07K Special License Plate Applicant Trust	12,206.00	.....	.....	12,206.00	.....	12,206.00	
07L Legislative International Trade	77.33	.....	.....	77.33	.....	77.33	
07N Produce Railcar Pool	50.03	0.07	.....	50.10	.....	50.10	
07T Commemorative Works	3,421.09	4.65	.....	3,425.74	.....	3,425.74	
07V Fish and Wildlife Enforcement Reward	571,242.66	17,557.83	15,950.21	572,850.28	196.80	573,047.08	
08C Gonzaga University Alumni Association	5,622.04	4,144.00	3,481.34	6,284.70	.....	6,284.70	
08F Lighthouse Environmental Programs	12,023.64	7,989.33	6,932.33	13,080.64	.....	13,080.64	
08G Flexible Spending Administrative	2,265,413.40	306,928.54	93,175.39	2,479,166.55	.....	2,479,166.55	

# RECEIPTS AND DISBURSEMENTS FOR TREASURER'S TRUST FUNDS

	March 1, 2020		March 2020		March 31, 2020		
	Beginning Book Balance		Plus Receipts	Less Disbursements	Ending Book Balance	Outstanding Warrants	Ending Cash Balance
<b>SPECIAL REVENUE FUNDS (Continued)</b>							
08J Prescription Drug Consortium	\$ 42,947.77	\$ .....	\$ .....	\$ .....	\$ 42,947.77	\$ .....	\$ 42,947.77
08L "Ski & Ride Washington"	3,000.89		2,482.66	2,431.33	3,052.22		3,052.22
08P State Parks Education and Enhancement	398,029.94		13,113.34	4,266.20	406,877.08		406,877.08
08V Veterans Stewardship	1,106,895.04		56,022.95	84,218.12	1,078,699.87	1,484.74	1,080,184.61
08W "Washington's National Park Fund"	22,878.23		20,015.34	17,863.99	25,029.58		25,029.58
098 Eastern Washington Pheasant Enhancement	331,323.54		16,286.02	6,592.38	341,017.18		341,017.18
09A We Love Our Pets	12,497.24		5,077.34	4,820.67	12,753.91		12,753.91
09B Boating Safety Education Certification	529,485.81		9,765.00	1,421.05	537,829.76	200.00	538,029.76
09J Washington Coastal Crab Pot Buoy Tag	251,806.96		11,437.50	1,810.64	261,433.82		261,433.82
09K Life Sciences Discovery	89,958.58		125.74		90,084.32		90,084.32
09L Nursing Resource Center	150,633.36		65,271.00	2,427.44	213,476.92	55.00	213,531.92
10F "Share the Road"	17,324.04		7,739.66	6,561.33	18,502.37		18,502.37
11A Employment Training Finance	294,922.31		6,754.04		301,676.35		301,676.35
11J Electronic Products Recycling	809,077.56		282.00	20,697.69	788,661.87		788,661.87
11P Large On-Site Sewage Systems							
11V Veteran Estate Management	40,034.65		19,554.88	35,090.32	24,499.21		24,499.21
126 Agricultural Local	18,212,751.11		3,399,163.18	2,793,463.80	18,818,450.49	27,260.30	18,845,710.79
128 Grain Inspection Revolving	1,283,133.73		1,282,905.50	1,167,296.44	1,398,742.79	396.18	1,399,138.97
12E Assisted Living Facility Management	431,506.18			(17,259.20)	448,765.38		448,765.38
12F Manufactured/Mobile Home Dispute Resol	2,548,692.95		38,568.75	55,246.56	2,532,015.14		2,532,015.14
12G Rockfish Research	317,881.43		8,755.48	7,980.82	318,656.09	2.50	318,658.59
12H Uniformed Service Shared Leave Pool	844,564.19			6,077.51	838,486.68		838,486.68
12N Get Ready For Math & Science Schlarshp	179,579.72		3,787.32		183,367.04		183,367.04
133 Children's Trust	468,853.14		4,040.75	21,382.14	451,511.75	25.00	451,536.75
14E Washington State Library Operations	3,226,337.49		436,930.94	435,834.24	3,227,434.19	90.00	3,227,524.19
14W Reduced Cigarette Ignition Propensity	639,749.78		8,367.58	13,870.33	634,247.03		634,247.03
15A Transitional Housing Oper & Rent	0.41				0.41		0.41
15T Broadband Mapping							
15V Funeral and Cemetery	405,710.80		178,870.80	8,025.99	576,555.61	456.83	577,012.44
15W Guaranteed Asset Protection Waiver	19,750.00				19,750.00		19,750.00
163 Worker and Community Right to Know	2,028,457.67		41,773.73	119,534.05	1,950,697.35	401.69	1,951,099.04
169 Horse Racing Commission Operating	678,089.72		145,488.01	115,619.40	707,958.33	12,278.84	720,237.17
16B Landscape Architects' License	280,226.24		17,050.00	25,542.89	271,733.35		271,733.35
16E Spec Forest Products Outreach/Education	69,534.53		40.72		69,575.25		69,575.25
16G Universal Vaccine Purchase	6,507,687.85		6,700,295.55	899,124.75	12,308,858.65		12,308,858.65
16L Accessible Communities	517,238.59		35,130.41	21,227.72	531,141.28	141.80	531,283.08
16N Disabled Veterans Assistance							
16T Product Stewardship Programs	241,850.19			1,230.11	240,620.08		240,620.08
17L Foreclosure Fairness	672,658.54		2,275.00	31,676.06	643,257.48	37.91	643,295.39

# RECEIPTS AND DISBURSEMENTS FOR TREASURER'S TRUST FUNDS

	March 1, 2020		March 2020		March 31, 2020		
	Beginning Book Balance		Plus Receipts	Less Disbursements	Ending Book Balance	Outstanding Warrants	Ending Cash Balance
<b>SPECIAL REVENUE FUNDS (Continued)</b>							
17M Individual-Based/Portable Background Check Clearance	\$ 280,074.48	\$	22,777.00	\$ 1,828.38	\$ 301,023.10	\$ 168.00	\$ 301,191.10
17V Volunteer Firefighters	5,756.33		3,439.33	2,653.00	6,542.66		6,542.66
180 Local Government Administrative Hearings	265,939.00			1,381.93	264,557.07		264,557.07
189 Clarke-McNary							
18A Investing In Innovation	34,347.09				34,347.09		34,347.09
18E Educator Certification Processing	2,420,507.70		181,016.00	205,998.77	2,395,524.93	689.00	2,396,213.93
18M Music Matters Awareness	6,253.32		5,257.01	4,426.33	7,084.00		7,084.00
18N Damage Prevention	157,271.00		6,200.00		163,471.00		163,471.00
18R Seattle Sounders FC	7,647.29		6,008.34	5,308.35	8,347.28		8,347.28
190 Forest Fire Protection Assessment	4,069,418.64		742.95	572,619.18	3,497,542.41	7,752.37	3,505,294.78
193 State Forest Nursery Revolving	786,500.58		144.36	(6,146.27)	792,791.21	31,283.88	824,075.09
195 Energy	216.49		0.30		216.79		216.79
197 Statute Law Committee Publications	837,947.79		732.34	1,440.76	837,239.37		837,239.37
198 Access Road Revolving	9,211,194.23		1,151.39	(164,683.57)	9,377,029.19	2,235.23	9,379,264.42
19B School for the Blind	2,709,063.84		229,729.62	262,448.45	2,676,345.01		2,676,345.01
19E 4-H Program	478.33		392.00	478.33	392.00		392.00
19F Seattle Seahawks	172,689.03		39,193.03	29,149.80	182,732.26		182,732.26
19H Center for Deaf/Hard of Hearing Youth	940,737.38		68,442.84		1,009,180.22		1,009,180.22
19M Seattle University	35,182.01		427.00		35,609.01		35,609.01
19P Child Rescue	37,407.83		1,894.99	28,833.07	10,469.75	600.69	11,070.44
19R Residential Services and Support	92,330.66				92,330.66		92,330.66
19W Wolf-Livestock Conflict	316,010.38			13,760.00	302,250.38		302,250.38
205 Mobile Home Park Relocation	2,373,860.16		89,344.93	26,125.56	2,437,079.53		2,437,079.53
206 Cost of Supervision	883,417.67		155,613.77	133,569.11	905,462.33	144.00	905,606.33
209 Regional Fisheries Enhancement Group	1,462,438.11		19,866.08	7,721.89	1,474,582.30	3.98	1,474,586.28
20A State Flower	2,499.00		2,104.67	1,932.00	2,671.67		2,671.67
20D CPA Scholarship Transfer	200,000.00				200,000.00		200,000.00
20E WA Internet Crimes Against Children	1,564,825.13			33,879.47	1,530,945.66	284.00	1,531,229.66
20G Washington Farmers and Ranchers	900.67		301.00	364.00	837.67	364.00	1,201.67
20K Licensing & Enforcement System Modernization	(4,375.68)				(4,375.68)		(4,375.68)
20P Nursing Facility Quality Enhancement	2,475,492.75			(3,382.70)	2,478,875.45		2,478,875.45
20W Washington Tennis	5,021.34		1,865.42		6,886.76		6,886.76
210 Fire Protection Contractor License	716,660.09		13,119.65	52,697.84	677,081.90		677,081.90
213 Veterans' Emblem	15,311.44		287.00		15,598.44		15,598.44
214 Temporary Worker Housing	319,099.87		4,670.00	26,701.79	297,068.08		297,068.08
219 Air Operating Permit	2,224,655.42		698,436.09	81,358.74	2,841,732.77		2,841,732.77
21A Washington State Wrestling	413.00		560.01	357.00	616.01		616.01
21C Washington Sexual Assault Kit	969,252.44		1,322.44		970,574.88		970,574.88
21F Fred Hutch	519.00		655.67	575.00	599.67		599.67



# RECEIPTS AND DISBURSEMENTS FOR TREASURER'S TRUST FUNDS

	March 1, 2020		March 2020		March 31, 2020		
	Beginning Book Balance		Plus Receipts	Less Disbursements	Ending Book Balance	Outstanding Warrants	Ending Cash Balance
<b>SPECIAL REVENUE FUNDS (Continued)</b>							
21G Washington State Aviation	\$ 66,804.16	\$	2,928.34	\$ .....	\$ 69,732.50	\$ .....	\$ 69,732.50
21N NE WA Wolf-Livestock Management	403,549.66		555.23	5,847.94	398,256.95	.....	398,256.95
21Q Forest Health Revolving	16,853,839.37		25,056.77	(288,674.09)	17,167,570.23	6,128.03	17,173,698.26
21U Veteran's In-State Service Shared Leave Pool	97,640.32		.....	(13,094.25)	110,734.57	.....	110,734.57
21W K-12 Criminal Background Check	356,417.06		139,897.00	174,150.26	322,163.80	.....	322,163.80
225 Fingerprint Identification	3,882,257.35		875,948.75	728,513.76	4,029,692.34	516.52	4,030,208.86
22G Photovoltaic Module Recycling	12,825.23		.....	(0.01)	12,825.24	.....	12,825.24
22H Foster Parent Shared Leave Pool	31,447.48		232.19	1,746.80	29,932.87	.....	29,932.87
22K Watershed Restoration Enhancement	251,800.00		.....	.....	251,800.00	.....	251,800.00
22L Public Use General Aviation Airport Loan Revolving	4,916,249.83		(42.42)	9,164.75	4,907,042.66	.....	4,907,042.66
22N Fish and Wildlife Federal Lands Revolving	.....		.....	.....	.....	.....	.....
22P Natural Resources Federal Lands Revolving	1,080,684.22		1,580.69	(220,343.72)	1,302,608.63	.....	1,302,608.63
22Q Seattle Mariners	24,689.02		2,039.34	.....	26,728.36	.....	26,728.36
23A Student Loan Advocate	.....		.....	.....	.....	.....	.....
23C Department of Licensing Tuition Recovery	61,489.79		194.65	.....	61,684.44	.....	61,684.44
23D Student Achievement Council Tuition Recovery Trust	.....		.....	.....	.....	.....	.....
23K Smoke Detection Device Awareness	36,533.32		.....	.....	36,533.32	.....	36,533.32
23M County Road Administration Board Emergency Loan	1,005,606.81		1,366.17	.....	1,006,972.98	.....	1,006,972.98
23U Compostable Products Revolving	.....		.....	.....	.....	.....	.....
24C San Juan Islands Programs	10,817.35		1,941.33	.....	12,758.68	.....	12,758.68
24D Seattle Storm	1,092.00		28.00	.....	1,120.00	.....	1,120.00
24E Washington State Library-Archives Building	2,027,459.30		310,303.04	.....	2,337,762.34	.....	2,337,762.34
24G Hemp Regulatory	276,345.36		17,862.57	759.96	293,447.97	.....	293,447.97
24S Seattle NHL Hockey	.....		.....	.....	.....	.....	.....
24T State Firearms Background Check System	.....		.....	.....	.....	.....	.....
259 Coastal Crab	112,227.18		120.00	1,397.41	110,949.77	.....	110,949.77
25A Washington Apples	.....		.....	.....	.....	.....	.....
274 Adult Family Home	874,029.66		(900.00)	(6,699.95)	879,829.61	.....	879,829.61
281 Impaired Driving Safety	306,383.60		170,768.73	.....	477,152.33	.....	477,152.33
283 Juvenile Accountability Incentive	307,506.42		417.76	.....	307,924.18	.....	307,924.18
294 Sea Cucumber Dive Fishery	(3,016.23)		.....	.....	(3,016.23)	.....	(3,016.23)
295 Sea Urchin Dive Fishery	(8.23)		.....	.....	(8.23)	.....	(8.23)
297 Pipeline Safety	3,464,530.94		24,420.28	228,162.01	3,260,789.21	147.54	3,260,936.75
298 Geologists'	330,389.96		19,400.00	42,803.45	306,986.51	351.46	307,337.97
300 Financial Services Regulation	18,720,267.92		9,726,356.28	2,399,792.60	26,046,831.60	3,691.43	26,050,523.03
320 Puget Sound Crab Pot Buoy Tag	84,288.17		.....	496.28	83,791.89	.....	83,791.89
328 Crim Justice Training Commis Firing Range Maintenance	161,426.00		.....	.....	161,426.00	.....	161,426.00
416 Surplus and Donated Food Commodities Revolving	3,541,135.87		807,992.89	1,069,224.00	3,279,904.76	.....	3,279,904.76
424 Anti-Trust Revolving	903,602.74		3,005,000.00	195,118.13	3,713,484.61	379.41	3,713,864.02

# RECEIPTS AND DISBURSEMENTS FOR TREASURER'S TRUST FUNDS

	March 1, 2020		March 2020		March 31, 2020		
	Beginning Book Balance		Plus Receipts	Less Disbursements	Ending Book Balance	Outstanding Warrants	Ending Cash Balance
<b>SPECIAL REVENUE FUNDS (Continued)</b>							
474 School Employees Flexible & Dependent Care Administration	\$ (38,506.42)	\$ .....	\$ 7,716.48	\$ (46,222.90)	\$ .....	\$ (46,222.90)	
480 Financial Education Public-Private Partnership	57,069.37	.....	(2,307.09)	59,376.46	.....	59,376.46	
485 Horse Racing Owners' Bonus/Breeder Awards	53,551.04	10,638.30	.....	64,189.34	12,973.89	77,163.23	
495 Toll Collection	16,865,130.45	15,958,128.79	15,193,605.33	17,629,653.91	43,376.49	17,673,030.40	
496 Educator Conditional Scholarship	4,671,839.02	47,731.01	58,008.32	4,661,561.71	9,000.00	4,670,561.71	
497 Horse Racing Commission Class C Purse Fund	79,446.02	4,421.57	.....	83,867.59	.....	83,867.59	
498 Washington State Council of Fire Fighters Benevolent	16,147.38	10,031.00	10,574.68	15,603.70	.....	15,603.70	
499 Law Enforcement Memorial	52,006.07	29,327.69	27,146.02	54,187.74	.....	54,187.74	
501 Liquor Revolving	48,783,128.75	(28,295,213.28)	15,882,260.65	4,605,654.82	116,126.29	4,721,781.11	
503 Tuition Recovery	4,117,221.75	21,042.95	4,588.20	4,133,676.50	306.00	4,133,982.50	
515 DNA Data Base	381,705.35	37,760.19	91,890.92	327,574.62	572.09	328,146.71	
516 Fruit and Vegetable Inspection	9,378,379.16	1,146,456.06	1,475,558.59	9,049,276.63	3,999.39	9,053,276.02	
536 Federal Food Service Revolving	2,339,161.32	4,436,211.57	4,456,439.05	2,318,933.84	121,580.68	2,440,514.52	
553 Performance Audits of Government	7,737,310.92	885,285.37	1,590,606.53	7,031,989.76	7,032.76	7,039,022.52	
561 Community Technical College Innovation	3,830,672.71	322,551.01	2,254,232.11	1,898,991.61	.....	1,898,991.61	
687 Rural Rehabilitation	117,805.85	160.05	.....	117,965.90	.....	117,965.90	
688 Federal Local Rail Service Assistance	81,348.16	98.72	.....	81,446.88	.....	81,446.88	
731 Child Care Facility Revolving	1,554,315.74	3,171.43	.....	1,557,487.17	.....	1,557,487.17	
732 Nursing Home Civil Penalties	2,940,537.68	.....	446,418.34	2,494,119.34	3,740.00	2,497,859.34	
746 Hanford Area Economic Investment	59,330.21	7,844.40	.....	67,174.61	.....	67,174.61	
749 Governor's Interagency Committee of State Employed Women	143,329.68	.....	189.40	143,140.28	.....	143,140.28	
761 Basic Health Plan Subscription	250,744.09	.....	.....	250,744.09	.....	250,744.09	
763 Center for the Improvement of Student Learning	35,600.68	.....	.....	35,600.68	.....	35,600.68	
773 Commission on Higher Ed Prof Student Ex Program	51,200.00	.....	.....	51,200.00	.....	51,200.00	
774 University of Washington License Plate	45,649.35	25,944.34	70.00	71,523.69	.....	71,523.69	
776 Washington State University License Plate	49,352.39	57,724.35	.....	107,076.74	.....	107,076.74	
778 Western Washington University License Plate	693.00	1,164.33	.....	1,857.33	.....	1,857.33	
779 Eastern Washington University License Plate	61,292.79	3,940.99	.....	65,233.78	.....	65,233.78	
780 School Zone Safety Account	1,423,738.72	27,657.82	14,805.14	1,436,591.40	.....	1,436,591.40	
783 Central Washington University License Plate	14,221.66	2,006.67	.....	16,228.33	.....	16,228.33	
784 Miscellaneous Transportation Programs	(3,246,663.12)	11,585,360.08	12,350,141.43	(4,011,444.47)	96,440.11	(3,915,004.36)	
786 The Evergreen State College License Plate	12,661.71	494.67	.....	13,156.38	.....	13,156.38	
789 Advanced Environmental Mitigation Revolving	6,553,202.73	(1,114,810.32)	(1,145,269.00)	6,583,661.41	.....	6,583,661.41	
816 Stadium and Exhibition Center	47,469,920.42	2,138,232.45	.....	49,608,152.87	.....	49,608,152.87	
821 Impaired Physician	309,724.91	159,950.00	154,264.31	315,410.60	1,500.00	316,910.60	
823 Livestock Nutrient Management	25,170.51	300.00	4,999.00	20,471.51	.....	20,471.51	
833 Developmental Disabilities Endowment Trust	3,074,795.36	293,517.69	86,790.60	3,281,522.45	3,759.14	3,285,281.59	
834 Capitol Furnishings Preservation Committee	15,405.32	5,845.00	1,800.00	19,450.32	1,800.00	21,250.32	
878 Federal Forest Revolving	5,753.70	13,988,667.53	.....	13,994,421.23	.....	13,994,421.23	

# RECEIPTS AND DISBURSEMENTS FOR TREASURER'S TRUST FUNDS

	March 1, 2020		March 2020		March 31, 2020		
	Beginning Book Balance		Plus Receipts	Less Disbursements	Ending Book Balance	Outstanding Warrants	Ending Cash Balance
<b>SPECIAL REVENUE FUNDS (Continued)</b>							
880 Advance Right-of-Way Revolving	\$ 28,809,917.56		\$ 427,609.66	\$ 1,494.51	\$ 29,236,032.71	\$ 328.48	\$ 29,236,361.19
884 Gambling Revolving	10,980,838.36		454,104.77	1,276,370.00	10,158,573.13	3,570.60	10,162,143.73
885 Plumbing Certificate	1,260,466.99		83,871.49	83,762.69	1,260,575.79	0.13	1,260,575.92
892 Pressure Systems Safety	\$486,704.72		175,646.98	172,376.83	489,974.87	1,939.19	491,914.06
<b>TOTAL SPECIAL REVENUE FUNDS</b>	<b>\$ 359,735,838.88</b>		<b>\$ 52,681,396.85</b>	<b>\$ 65,282,078.37</b>	<b>\$ 347,135,157.36</b>	<b>\$ 729,333.27</b>	<b>\$ 347,864,490.63</b>
<b>CAPITAL PROJECTS FUNDS</b>							
366 Watershed Restoration Enhancement Bond	\$ 4,416,779.27		\$ .....	\$ 219,299.81	\$ 4,197,479.46	\$ .....	\$ 4,197,479.46
377 Watershed Restoration Enhancement Taxable Bond	.....		.....	.....	.....	.....	.....
<b>TOTAL CAPITAL PROJECTS FUNDS</b>	<b>\$ 4,416,779.27</b>		<b>\$ .....</b>	<b>\$ 219,299.81</b>	<b>\$ 4,197,479.46</b>	<b>\$ .....</b>	<b>\$ 4,197,479.46</b>
<b>PERMANENT FUNDS</b>							
842 American Indian Scholarship Endowment	\$ 304,316.49		\$ 4,207.48	\$ 3,794.00	\$ 304,729.97	\$ .....	\$ 304,729.97
852 Foster Care Scholarship Endowment	\$3,813.57		5.18	.....	3,818.75	.....	3,818.75
<b>TOTAL PERMANENT FUNDS</b>	<b>\$ 308,130.06</b>		<b>\$ 4,212.66</b>	<b>\$ 3,794.00</b>	<b>\$ 308,548.72</b>	<b>\$ .....</b>	<b>\$ 308,548.72</b>
<b>ENTERPRISE FUNDS</b>							
22E Family and Medical Leave Enforcement	\$ 401,101.65		\$ 452.60	\$ .....	\$ 401,554.25	\$ .....	\$ 401,554.25
22F Family and Medical Leave Insurance	491,684,647.42		21,305,413.10	45,814,305.91	467,175,754.61	8,289.79	467,184,044.40
413 Municipal Revolving	431,092.95		3,044,144.23	2,566,341.45	908,895.73	1,029.73	909,925.46
438 Uniform Dental Plan Benefits Administration	559,853.33		517,315.00	529,030.40	548,137.93	.....	548,137.93
439 Uniform Medical Plan Benefits Administration	4,212,904.91		5,870,241.00	5,138,072.23	4,945,073.68	.....	4,945,073.68
442 Legislative Gift Center	130,560.87		17,756.24	27,785.75	120,531.36	4,715.57	125,246.93
445 Self-Insured Emplr Overpytm Reimb	212,936.86		23,940.92	.....	236,877.78	.....	236,877.78
446 Industrial Insurance Rainy Day Fund	.....		.....	.....	.....	.....	.....
449 Certificates of Participation and Other Financing - Local	215,538.50		375,097.39	375,097.39	215,538.50	.....	215,538.50
456 Separately Managed State Treasurer's Service	64,102.96		5,884.18	6,589.12	63,398.02	.....	63,398.02
463 Washington College Savings Program	(477,850.43)		63,788.61	51,903.92	(465,965.74)	1,202.00	(464,763.74)
470 Imaging	76,744.42		33,854.71	35,764.11	74,835.02	.....	74,835.02
473 School Employees Insurance Reserve	.....		.....	.....	.....	.....	.....
475 School Employees Dental Benefits Administration	254,084.74		633,827.00	554,578.31	333,333.43	.....	333,333.43
477 Lottery Investment	.....		.....	.....	.....	.....	.....
493 School Employees' Insurance	(57,596,195.23)		163,084,967.55	118,683,790.50	(13,195,018.18)	312,000.90	(12,883,017.28)
494 School Employees' Benefits Board Administration	(724,503.25)		2,835,988.00	1,589,701.40	521,783.35	.....	521,783.35
543 Judicial Information Systems	6,609,352.12		1,418,718.74	1,373,663.98	6,654,406.88	3,536.00	6,657,942.88
544 Pollution Liability Insurance Program Trust	30,781,215.44		3,045,885.99	1,892,542.18	31,934,559.25	.....	31,934,559.25
545 Heating Oil Pollution Liability Trust	1,711,075.54		105,854.94	67,296.60	1,749,633.88	.....	1,749,633.88
721 Public Employees' and Retirees' Insurance	128,180,985.87		170,291,221.33	180,403,969.44	118,068,237.76	1,791,583.09	119,859,820.85
730 Public Employees' and Retirees' Insurance Reserve	194,543,664.58		262,604.13	.....	194,806,268.71	.....	194,806,268.71

# RECEIPTS AND DISBURSEMENTS FOR TREASURER'S TRUST FUNDS

	March 1, 2020		March 2020		March 31, 2020		
	Beginning Book Balance		Plus Receipts	Less Disbursements	Ending Book Balance	Outstanding Warrants	Ending Cash Balance
<b>ENTERPRISE FUNDS (Continued)</b>							
788 Advanced College Tuition Payment Program	\$ 3,253,741.11		\$ 10,379,399.54	\$ 7,722,610.35	\$ 5,910,530.30	\$ 943,299.09	\$ 6,853,829.39
<b>TOTAL ENTERPRISE FUNDS</b>	<b>\$ 804,525,054.36</b>		<b>\$ 383,316,355.20</b>	<b>\$ 366,833,043.04</b>	<b>\$ 821,008,366.52</b>	<b>\$ 3,065,656.17</b>	<b>\$ 824,074,022.69</b>
<b>INTERNAL SERVICE FUNDS</b>							
411 Natural Resources Equipment	\$ 7,505,186.57		\$ 1,804.77	\$ 149,780.60	\$ 7,357,210.74	\$ 21,279.04	\$ 7,378,489.78
421 Education Technology Revolving Fund	10,303,435.35		.....	1,153,168.41	9,150,266.94	54,336.48	9,204,603.42
422 General Administration Services	40,782,021.59		16,397,187.23	21,144,494.42	36,034,714.40	605,555.74	36,640,270.14
436 OFM Labor Relations Service	2,052,417.01		212,874.18	542,723.84	1,722,567.35	.....	1,722,567.35
444 Fish & Wildlife Equipment	762,783.06		70,708.79	244,092.63	589,399.22	.....	589,399.22
453 Minority and Women's Business Enterprises	1,150,332.42		191,581.78	260,197.39	1,081,716.81	325.00	1,082,041.81
458 Consolidated Technology Services Revolving	25,371,674.32		11,759,380.73	10,744,495.89	26,386,559.16	127,859.09	26,514,418.25
461 Shared Information Technology System Revolving	.....		.....	.....	.....	.....	.....
466 Statewide Info Tech System Development Revolving	2,748,753.32		1,614.60	1,036,815.67	1,713,552.25	.....	1,713,552.25
471 State Patrol Nonappropriated Airplane Revolving	178,690.32		.....	33,318.44	145,371.88	.....	145,371.88
472 Statewide Info Tech System Maintenance & Operations Revolving	16,352,185.13		627,702.97	2,829,772.30	14,150,115.80	183,528.00	14,333,643.80
546 Risk Management	1,661,357.08		305,699.57	418,722.39	1,548,334.26	.....	1,548,334.26
547 Liability	(136,165,455.18)		11,374.00	30,350,504.59	(166,504,585.77)	5,103,064.43	(161,401,521.34)
739 Certificates of Participation and Other Financing - State	\$752,374.86		7,051,256.20	3,072,530.68	4,731,100.38	5,500.00	4,736,600.38
<b>TOTAL INTERNAL SERVICE FUNDS</b>	<b>\$ -26,544,244.15</b>		<b>\$ 36,631,184.82</b>	<b>\$ 71,980,617.25</b>	<b>\$ -61,893,676.58</b>	<b>\$ 6,101,447.78</b>	<b>\$ (55,792,228.80)</b>
<b>PRIVATE PURPOSE FUNDS</b>							
196 Unclaimed Personal Property	\$ 664,234.05		\$ 7,671,522.37	\$ 7,407,213.01	\$ 928,543.41	\$ 4,618,994.15	\$ 5,547,537.56
738 Department of Social and Health Services Trust	53,654.52		.....	.....	53,654.52	.....	53,654.52
799 WA Achieving a Better Life Experience Program	\$3,830.66		5.20	.....	3,835.86	.....	3,835.86
<b>TOTAL PRIVATE PURPOSE FUNDS</b>	<b>\$ 721,719.23</b>		<b>\$ 7,671,527.57</b>	<b>\$ 7,407,213.01</b>	<b>\$ 986,033.79</b>	<b>\$ 4,618,994.15</b>	<b>\$ 5,605,027.94</b>
<b>PENSION TRUST FUNDS</b>							
838 LEOFF Retirement System Benefits Improvement	\$ 0.65		\$ .....	\$ .....	\$ 0.65	\$ .....	\$ 0.65
<b>TOTAL PENSION TRUST FUNDS</b>	<b>\$ 0.65</b>		<b>\$ .....</b>	<b>\$ .....</b>	<b>\$ 0.65</b>	<b>\$ .....</b>	<b>\$ 0.65</b>
<b>AGENCY FUNDS</b>							
165 Salary Reduction	\$ 3,496,914.91		\$ 3,191,420.92	\$ 4,883,786.94	\$ 1,804,548.89	\$ .....	\$ 1,804,548.89
16C Real Estate/Property Tax Admin Assistance	43,045.00		106,205.00	96,147.50	53,102.50	.....	53,102.50
17A County Enhanced 911 Excise Tax	5,481,217.66		.....	(768,411.08)	6,249,628.74	.....	6,249,628.74
525 Washington State Combined Fund Drive	877,963.59		336,155.18	2,717.78	1,211,400.99	19,584.19	1,230,985.18
660 Natural Resources Deposit	23,473,520.58		31,118,469.96	28,083,678.88	26,508,311.66	20,638.90	26,528,950.56
734 Centennial Document Preservation and Modernization	2,352,385.78		263,058.88	.....	2,615,444.66	.....	2,615,444.66
737 High Occupancy Vehicle	.....		.....	.....	.....	.....	.....
757 Maritime Historic Restoration and Preservation	4,387.63		965.65	.....	5,353.28	.....	5,353.28
797 Local Tourism Promotion	983,666.42		.....	320,986.84	662,679.58	.....	662,679.58

# RECEIPTS AND DISBURSEMENTS FOR TREASURER'S TRUST FUNDS

	March 1, 2020	March 2020		March 31, 2020		
	Beginning Book Balance	Plus Receipts	Less Disbursements	Ending Book Balance	Outstanding Warrants	Ending Cash Balance
<b>AGENCY FUNDS (Continued)</b>						
802 School Employees Salary Reduction	\$ (\$922,296.20)	\$ 1,930,769.51	\$ 2,147,635.77	\$ (1,139,162.46)	\$ .....	\$ (1,139,162.46)
<b>TOTAL AGENCY FUNDS</b>	<b>\$ 35,790,805.37</b>	<b>\$ 36,947,045.10</b>	<b>\$ 34,766,542.63</b>	<b>\$ 37,971,307.84</b>	<b>\$ 40,223.09</b>	<b>\$ 38,011,530.93</b>
<b>TOTAL TREASURER'S TRUST FUNDS</b>	<b>\$ \$1,272,905,803.51</b>	<b>\$ 566,546,677.06</b>	<b>\$ 564,745,484.46</b>	<b>\$ 1,274,706,996.11</b>	<b>\$ 15,011,074.02</b>	<b>\$ 1,289,718,070.13</b>

# INVESTMENT STATEMENT

## INVESTMENT STATEMENT

Fund / Account	March 1, 2020	Purchased	Maturities & Sales	Amortization	March 31, 2020
<b>Treasury &amp; Treasurer's Trust</b>					
Investments (trade date basis)	\$ 7,979,047,058.97	\$ 2,415,270,346.02	\$ 2,931,295,204.02	\$ 1,182,920.68	\$ 7,464,205,121.65
Reverse Repurchase Agreements	.....	.....	.....	.....	.....
Purchased Accrued Interest	1,080,940.49	135,167.24	474,701.08	.....	741,406.65
<b>Total Treasury &amp; Treasurer's Trust</b>	<b>\$ 7,980,127,999.46</b>	<b>\$ 2,415,405,513.26</b>	<b>\$ 2,931,769,905.10</b>	<b>\$ 1,182,920.68</b>	<b>\$ 7,464,946,528.30</b>
<b>Local Government Investment Pool</b>					
Investments (trade date basis)	\$ 17,566,224,766.69	\$ 17,388,794,938.01	\$ 18,039,906,638.75	\$ 12,827,178.98	\$ 16,927,940,244.93
Reverse Repurchase Agreements	.....	.....	.....	.....	.....
Purchased Accrued Interest	98,836.42	.....	98,836.42	.....	.....
<b>Total Local Government Investment Pool</b>	<b>\$ 17,566,323,603.11</b>	<b>\$ 17,388,794,938.01</b>	<b>\$ 18,040,005,475.17</b>	<b>\$ 12,827,178.98</b>	<b>\$ 16,927,940,244.93</b>
<b>Separately Managed Accounts</b>					
Investments (trade date basis)	\$ 407,667,545.89	\$ 104,011,689.25	\$ 82,731,841.55	\$ 34,422.14	\$ 428,981,815.73
Purchased Accrued Interest	400,460.93	105,862.67	268,387.92	.....	237,935.68
<b>Total Separately Managed Accounts</b>	<b>\$ 408,068,006.82</b>	<b>\$ 104,117,551.92</b>	<b>\$ 83,000,229.47</b>	<b>\$ 34,422.14</b>	<b>\$ 429,219,751.41</b>
<b>Total All Accounts</b>	<b>\$ 25,954,519,609.39</b>	<b>\$ 19,908,318,003.19</b>	<b>\$ 21,054,775,609.74</b>	<b>\$ 14,044,521.80</b>	<b>\$ 24,822,106,524.64</b>

# INVESTMENT INTEREST INCOME AND CAPITAL GAINS

## INVESTMENT INTEREST INCOME AND CAPITAL GAINS CURRENT MONTH AND FISCAL YEAR TO DATE COMPARISON

Fund / Account	March 2020	March 2019	Fiscal Year 2020	Fiscal Year 2019
<b>Treasury &amp; Treasurer's Trust</b>				
Cash	\$ 13,074,814.56	\$ 8,775,155.63	\$ 105,793,263.48	\$ 101,900,837.32
Custody Bank Fees	(5,443.09)	(4,338.57)	(46,583.73)	(35,480.33)
Other Bank Fees	(10,612.07)	(3,781.45)	(75,699.17)	(81,721.91)
Amortization	1,182,920.68	1,766,599.67	11,704,797.96	11,375,270.68
Accrued Interest	(2,540,044.02)	3,337,530.75	(6,936,380.51)	3,393,308.98
Gains and Losses	3,931,458.88	(25,917.21)	6,106,508.31	183,353.03
<b>Total Treasury &amp; Treasurer's Trust</b>	<b>\$ 15,633,094.94</b>	<b>\$ 13,845,248.82</b>	<b>\$ 116,545,906.34</b>	<b>\$ 116,735,567.77</b>
<b>Local Government Investment Pool</b>				
Cash	\$ 9,957,469.15	\$ 13,653,614.70	\$ 118,453,075.96	\$ 124,893,091.64
Amortization	12,827,178.98	13,499,043.88	125,997,970.30	125,952,097.82
Accrued Interest	(4,196,549.13)	2,679,184.83	(9,023,429.60)	6,150,500.84
Gains and Losses	236,002.08	206,998.72	3,862,465.77	764,696.80
<b>Total Local Government Investment Pool</b>	<b>\$ 18,824,101.08</b>	<b>\$ 30,038,842.13</b>	<b>\$ 239,290,082.43</b>	<b>\$ 257,760,387.10</b>
<b>Separately Managed Accounts</b>				
Cash	\$ 929,757.94	\$ 377,691.75	\$ 3,988,331.33	\$ 2,295,482.50
Amortization	34,422.14	118,497.15	524,615.26	1,050,969.11
Accrued Interest	(245,066.80)	(42,770.10)	337,839.40	429,414.10
Gains and Losses	201,564.51	.....	296,366.76	(2,981.65)
<b>Total Separately Managed Accounts</b>	<b>\$ 920,677.79</b>	<b>\$ 453,418.80</b>	<b>\$ 5,147,152.75</b>	<b>\$ 3,772,884.06</b>
<b>Total All Accounts</b>	<b>\$ 35,377,873.81</b>	<b>\$ 44,337,509.75</b>	<b>\$ 360,983,141.52</b>	<b>\$ 378,268,838.93</b>

DUANE A. DAVIDSON  
STATE TREASURER  
PO BOX 40200  
OLYMPIA WA 98504-0200

---

