



# **Washington State Treasurer's Monthly Report**

**May 2018**



**DUANE A. DAVIDSON**  
State Treasurer

In accordance with the Americans with Disabilities Act, this publication will be made available in alternate formats upon request to the Office of the State Treasurer, Legislative Building, 2nd Floor, Olympia, Washington 98504-0200, telephone (360) 902-9000, fax (360) 902-9037 or TTY Users Call: 7-1-1. Web Site: <http://tre.wa.gov>.

Cover photo taken by Treasurer's Office staff.

TABLE OF CONTENTS

	<i>Page</i>
State Treasurer’s Letter .....	1
General Fund .....	2
Treasury, Treasurer’s Trust and Local Government Investment Pool Flow Chart .....	3
Treasury & Treasurer’s Trust, Treasury and Treasurer’s Trust Charts .....	4
General Fund and Local Government Investment Pool Charts .....	5
Receipts and Disbursements for the State Treasury .....	6
Receipts and Disbursements for Trust Funds .....	17
Investment Statement & Investment Interest Income and Capital Gains .....	25





**DUANE A. DAVIDSON,**  
State Treasurer

**State of Washington  
Office of the Treasurer**

Legislative Building  
P.O. Box 40200  
Olympia, Washington 98504-0200

(360) 902-9000 • TTY 7-1-1  
FAX (360) 902-9037  
Home Page <http://tre.wa.gov>

Fellow Washingtonians,

I am pleased to report on the operations of the Office of the State Treasurer for the month of May 2018. At the close of the month, the Treasury & Treasurer's Trust book balance was \$7.8 billion with investment earnings distributed for the month of \$9.7 million.

Sincerely,

A handwritten signature in black ink that reads "Duane A. Davidson".

Duane A. Davidson  
Washington State Treasurer

# GENERAL FUND

## GENERAL FUND CURRENT MONTH AND FISCAL YEAR TO DATE COMPARISON

(In Millions)

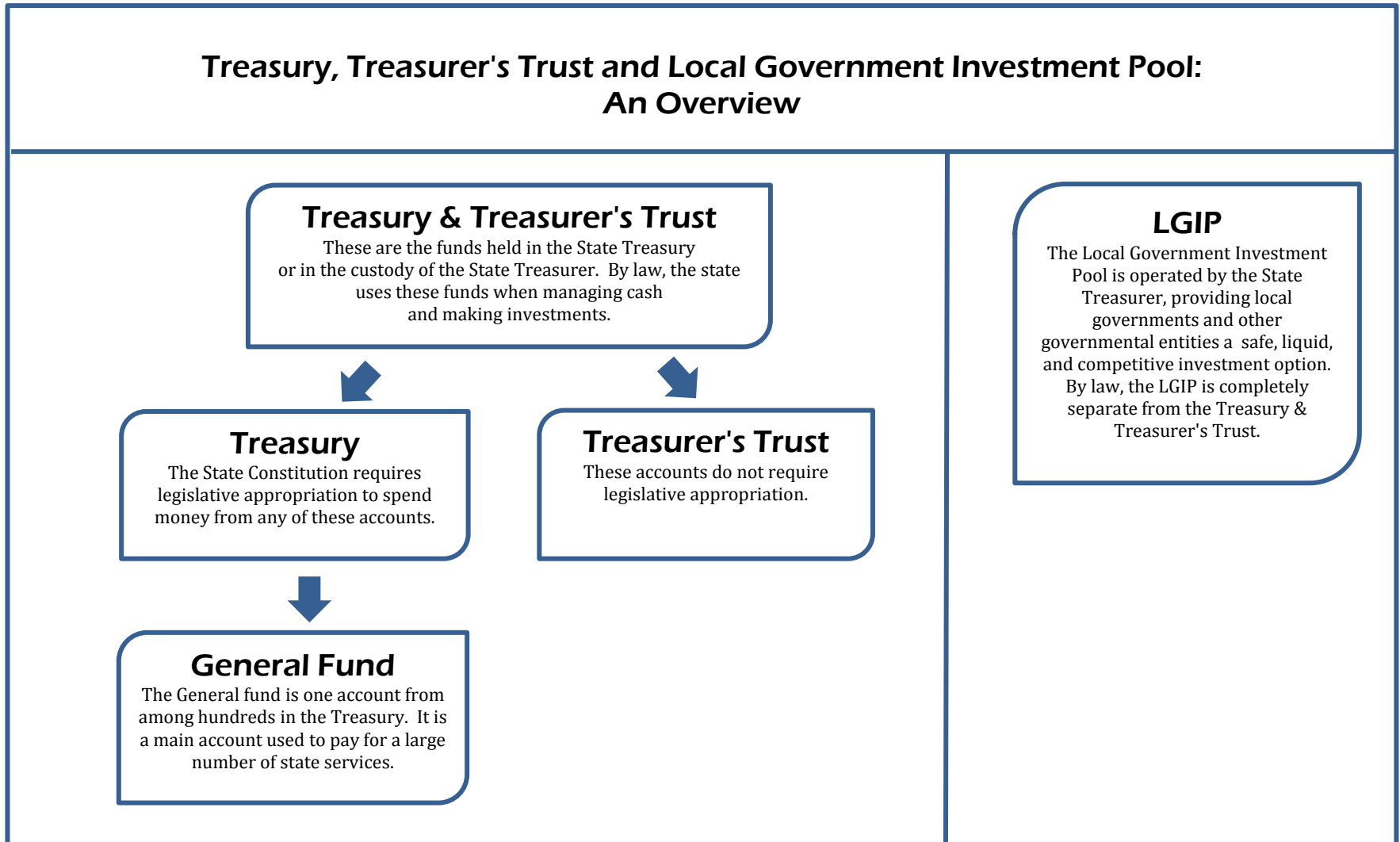
	Month of May		Fiscal Year to Date	
	2018	2017	2018	2017
<b>Beginning Book Balance</b>	\$ (746.579)	\$ 69.633	\$ 863.390	\$ 1,614.932
Cash Revenue	4,005.541	2,971.511	29,473.308	28,174.261
Other Cash Receipts	77.062	466.177	6,286.606	6,293.138
<b>Total Cash Receipts</b>	<b>\$ 4,082.603</b>	<b>\$ 3,437.688</b>	<b>\$ 35,759.914</b>	<b>\$ 34,467.399</b>
<b>Total Cash Disbursements</b>	<b>\$ 2,548.641</b>	<b>\$ 2,327.869</b>	<b>\$ 35,835.921</b>	<b>\$ 34,902.879</b>
<b>Ending Book Balance</b>	<b>\$ 787.383</b>	<b>\$ 1,179.452</b>	<b>\$ 787.383</b>	<b>\$ 1,179.452</b>
<b>Cash Revenue</b>				
Bond Retirement & Interest	\$ 0.000	\$ 0.000	\$ (0.271)	\$ (0.265)
Secretary of State	3.667	3.214	37.614	36.423
<b>Department of Revenue:</b>				
Retail Sales Tax	879.602	811.262	9,241.619	8,659.601
Business & Occupation Tax	362.574	311.109	3,758.569	3,518.015
Compensating Tax	61.803	48.218	627.933	604.457
Cigarette Tax	33.561	31.141	306.745	335.871
Public Utility Tax	37.176	37.324	367.930	372.233
Various Other Revenue	82.283	73.409	708.656	747.677
Insurance Commission	2.318	8.902	390.261	377.428
Liquor and Cannabis Board	2.281	2.423	95.359	93.696
<b>Department of Licensing:</b>				
Excise Tax – Other	0.020	0.019	0.190	0.163
Various Other Revenue	4.939	3.671	14.571	13.717
Department of Social & Health Services	7.625	7.008	82.530	67.764
Universities & Colleges	0.289	0.000	0.303	(0.118)
Treasurer's Transfers	(10.898)	(10.663)	(194.843)	22.967
<b>Counties:</b>				
Property Tax	1,317.487	821.632	2,496.281	1,924.701
Real Estate Excise Tax	109.785	99.396	1,089.882	948.422
Various Other Revenue	4.706	4.270	51.891	49.995
Federal Grants-In-Aid (All Agencies)	1,084.426	721.813	9,984.456	9,805.873
Revenues Distributed to Local Governments	(5.457)	(4.926)	(22.883)	(11.255)
Other Agencies' Cash Revenue	27.354	2.289	436.515	606.896
<b>Total Cash Revenue</b>	<b>\$ 4,005.541</b>	<b>\$ 2,971.511</b>	<b>\$ 29,473.308</b>	<b>\$ 28,174.261</b>

Source: Agency Financial Reporting System (AFRS).

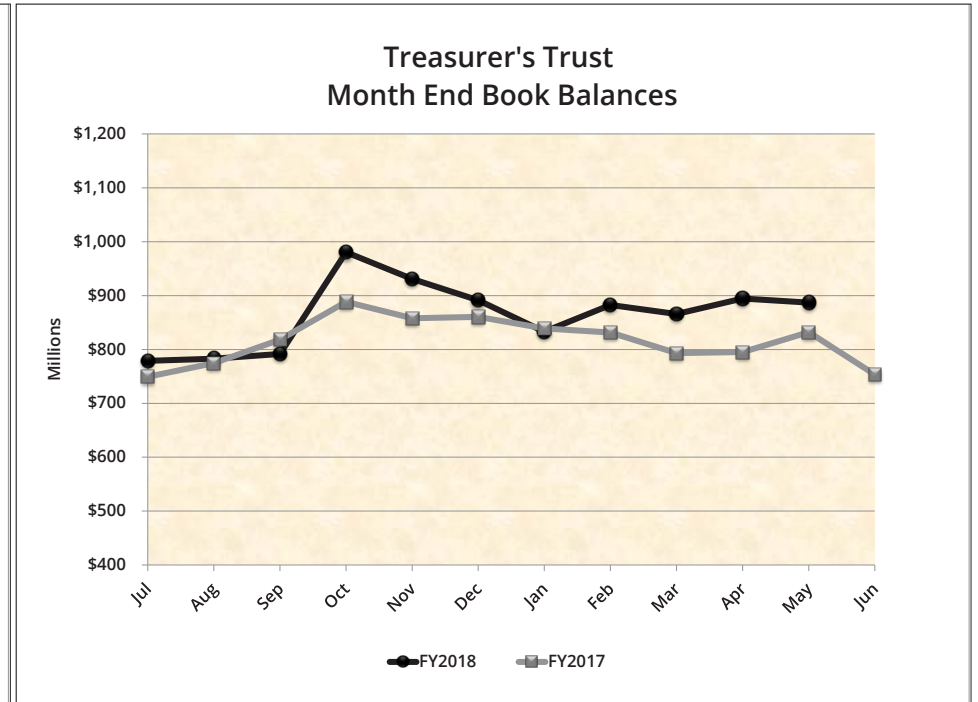
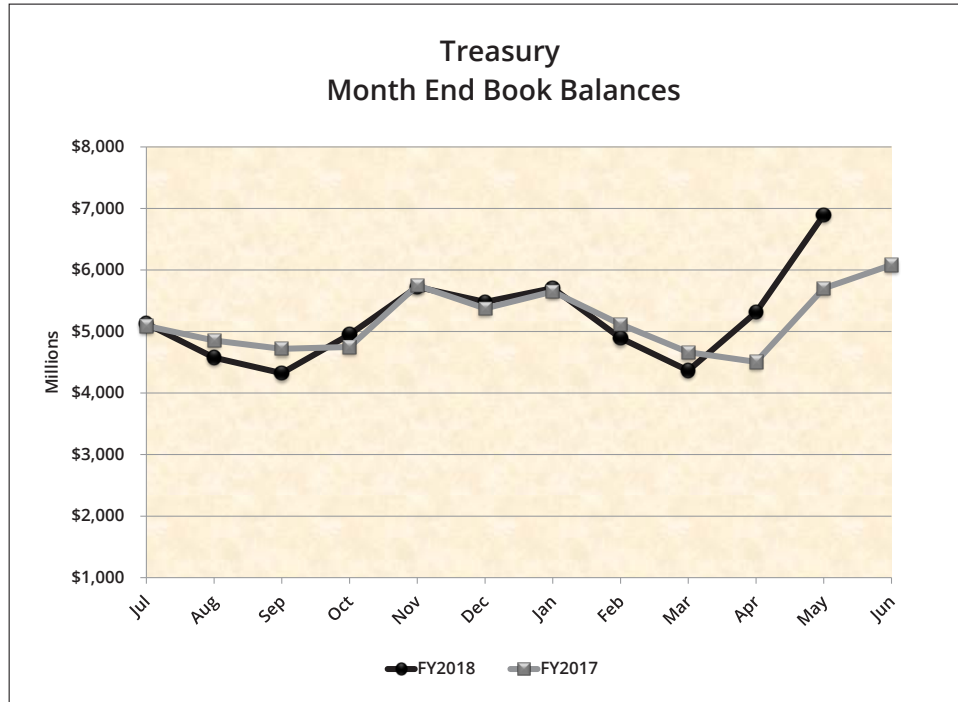
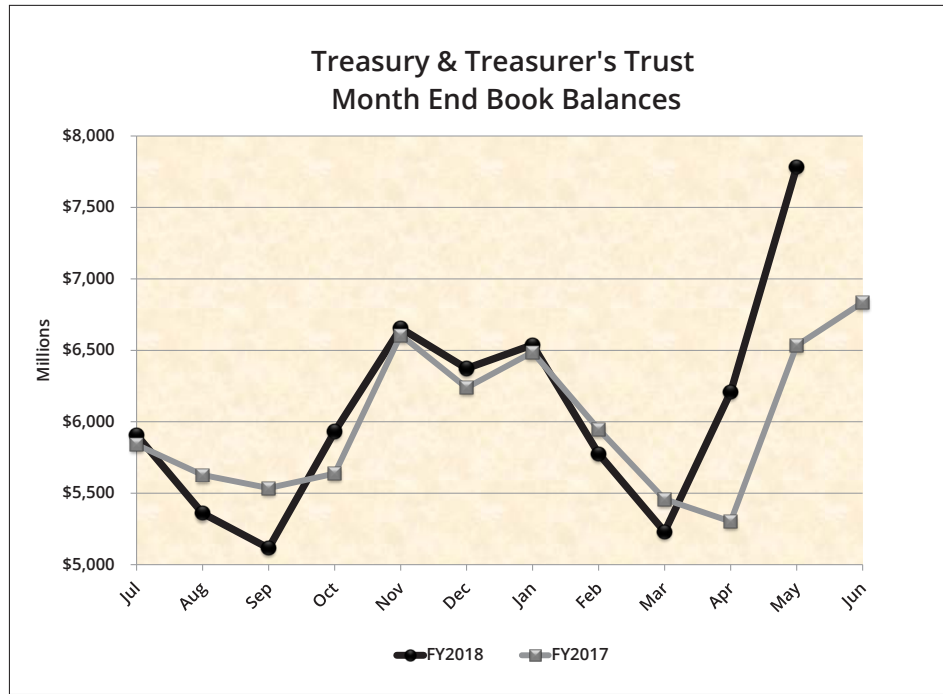
# TREASURY, TREASURER'S TRUST AND LGIP FLOW CHART

The State Treasurer is charged with the cash management of public funds, which includes two categories of state funds and accounts: (1) funds and accounts located in the state treasury, which are subject to legislative appropriation; and (2) Treasurer's trust funds, which are accounts placed in the custody of the State Treasurer, and not typically subject to legislative appropriation. Funds within these accounts are comingled for investment and cash management purposes.

This flow chart describes the structure of the Treasury and Treasurer's Trust Accounts. Month end balances of these accounts are shown on pages 4 and 5.



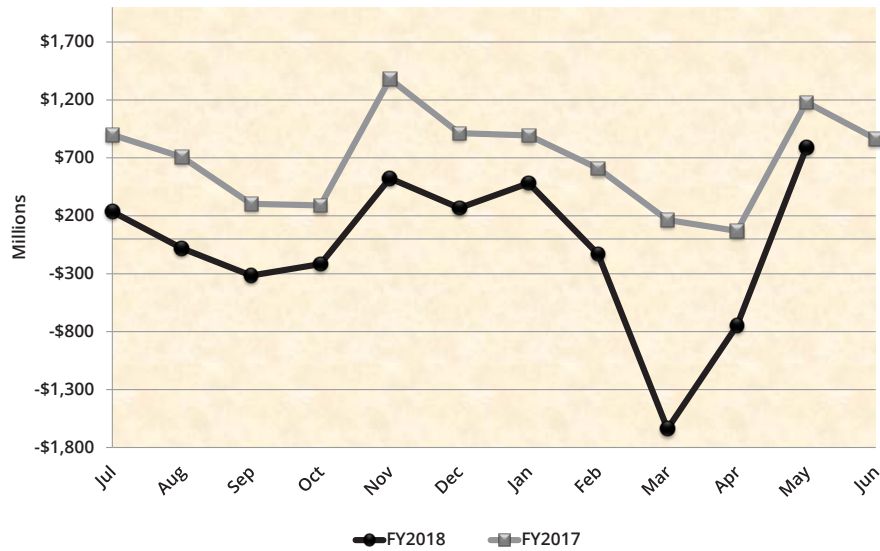
# TREASURY & TREASURER'S TRUST AND TREASURY AND TREASURER'S TRUST CHART



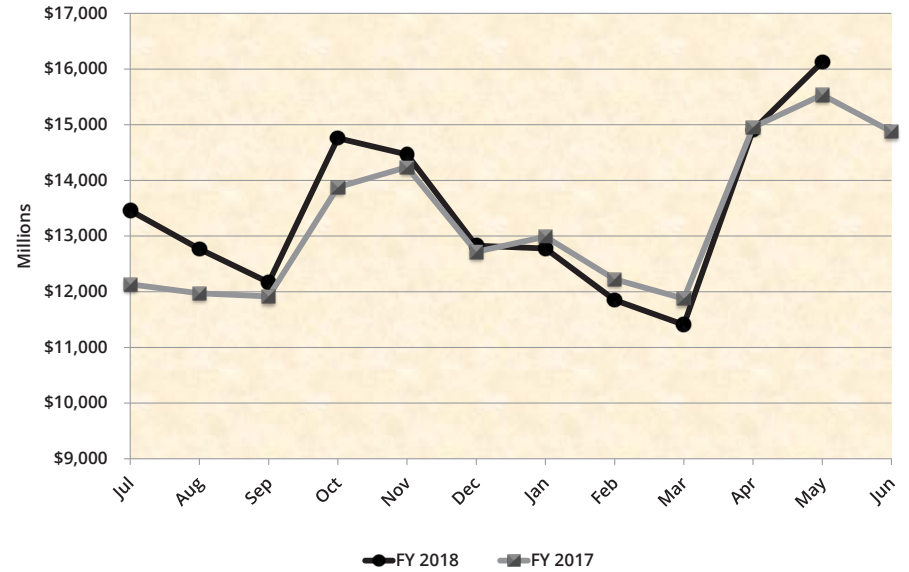


# GENERAL FUND AND LOCAL GOVERNMENT INVESTMENT POOL CHARTS

## General Fund Month End Book Balances

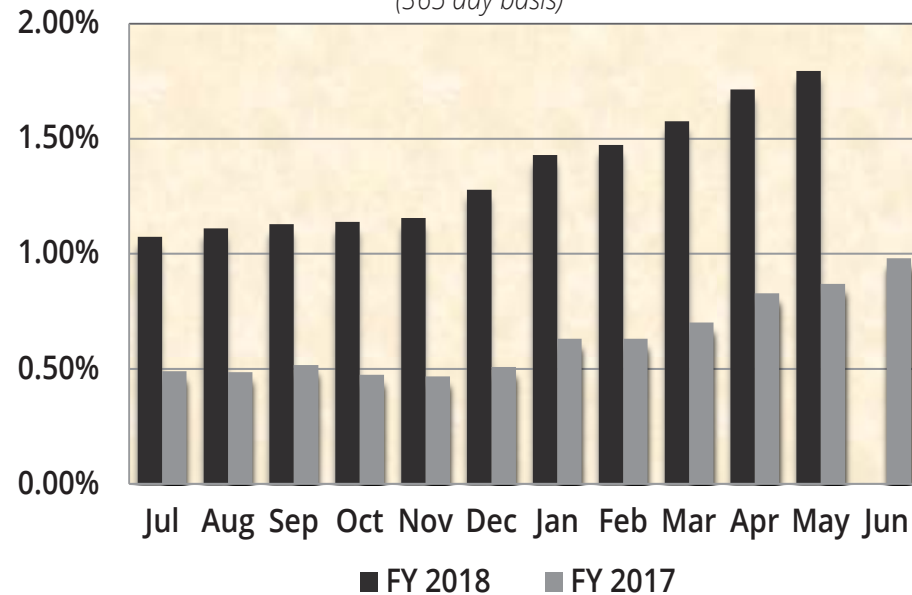


## Local Government Investment Pool Month End Book Balances



## LGIP Net Yield

(365 day basis)



# RECEIPTS AND DISBURSEMENTS FOR TREASURY FUNDS

	May 1, 2018		May 2018		May 31, 2018		
	Beginning Book Balance		Plus Receipts	Less Disbursements	Ending Book Balance	Outstanding Warrants	Ending Cash Balance
<b>GENERAL FUND</b>							
001 General	\$ (746,578,803.02)	\$	4,082,602,760.39	\$ 2,548,641,410.23	\$ 787,382,547.14	\$ 26,743,461.54	\$ 814,126,008.68
018 Millersylvania Park Current	5,210.50				5,210.50		5,210.50
01E Geothermal	24,645.90				24,645.90		24,645.90
01N Institutional Impact	19,144.72				19,144.72		19,144.72
02P Flood Control Assistance	1,939,150.18			100,977.64	1,838,172.54	217.45	1,838,389.99
031 State Investment Board Expense	4,339,066.00		1,959,538.43	1,883,215.71	4,415,388.72	7,494.16	4,422,882.88
032 State Emergency Water Projects Revolving	221,616.92				221,616.92		221,616.92
03A Excess Earnings							
03L County Criminal Justice Assistance	1,681,040.96		23,466.72	629,940.96	1,074,566.72	198.93	1,074,765.65
03M Municipal Criminal Justice Assistance	(454,704.05)		8,329.93	63,246.14	(509,620.26)	79.58	(509,540.68)
04L Public Health Services	6.32		0.01		6.33		6.33
051 State and Local Improvements Revolving	26,744.33				26,744.33		26,744.33
055 State & Local Improve Revolving (Waste Disp Facilities, 1980)	2,639.01				2,639.01		2,639.01
05C Criminal Justice Treatment	7,205,373.90		(59.52)	495,166.49	6,710,147.89		6,710,147.89
05M Tourism Development and Promotion							
070 Outdoor Recreation	(109,807.12)		742,662.70	824,944.45	(192,088.87)		(192,088.87)
072 State & Local Improve Revolving (Water Supply Facilities)	645,095.18			(32,072.31)	677,167.49		677,167.49
09C Farm and Forest	1,298,755.61			520,712.20	778,043.41		778,043.41
09G Riparian Protection			224.17	28,279.17	(28,055.00)		(28,055.00)
09R Economic Development Strategic Reserve	1,327,546.50		991.03	173,613.93	1,154,923.60		1,154,923.60
10K Veterans Innovation Program	103,740.40				103,740.40		103,740.40
10P Columbia River Basin Water Supply Development	6,104,753.29		6,602.81	351,111.32	5,760,244.78	340.76	5,760,585.54
10R Energy Freedom	724,888.56		775.53		725,664.09		725,664.09
10T Hood Canal Aquatic Rehabilitation Bond							
11F Reinvesting in Youth	5.98				5.98		5.98
11N Heritage Barn Preservation							
11W Water Quality Capital	34,227.10				34,227.10		34,227.10
125 Site Closure	29,881,122.22		33,391.44	27,792.54	29,886,721.12		29,886,721.12
12J Boating Activities	10,000.00				10,000.00		10,000.00
12K Puget Sound Scientific Research							
12R Independent Youth Housing							
12W Veterans Conservation Corps							
14B Budget Stabilization	1,207,309,804.51		1,293,112.59		1,208,602,917.10	171,544.00	1,208,774,461.10
14C Puget Sound Recovery							
14H Community Preservation & Development Auth	8,750.00				8,750.00		8,750.00
14L Streamlined Sales & Use Tax Mitigation	3,349,167.07				3,349,167.07		3,349,167.07
15C WA Community Tech Opportunity							
15F Local Public Safety Enhancement							
15J Building Communities							

# RECEIPTS AND DISBURSEMENTS FOR TREASURY FUNDS

	May 1, 2018	May 2018		May 31, 2018		
	Beginning Book Balance	Plus Receipts	Less Disbursements	Ending Book Balance	Outstanding Warrants	Ending Cash Balance
<b>GENERAL FUND (Continued)</b>						
15K Columbia River Water Delivery	\$ 16,173.66	\$ .....	\$ .....	\$ 16,173.66	\$ .....	\$ 16,173.66
15R Evergreen Job Training	.....	.....	.....	.....	.....	.....
16V Water Rights Processing	72,440.89	400.00	.....	72,840.89	.....	72,840.89
177 Judicial Retirement Administrative	.....	.....	.....	.....	.....	.....
17C Opportunity Express Account	62,171.42	.....	.....	62,171.42	.....	62,171.42
17E State Efficiency and Restructuring	.....	.....	.....	.....	.....	.....
17F Washington Opportunity Pathways	31,209,167.57	5,634,656.35	8,440,950.20	28,402,873.72	674.00	28,403,547.72
17K Basic Health Plan Stabilization	.....	.....	.....	.....	.....	.....
18H Opportunity Expansion	326.64	.....	.....	326.64	.....	326.64
19K Yakima Integrated Plan Implementation	.....	.....	.....	.....	.....	.....
19L Charter Schools Oversight	521,984.42	35,498.86	37,036.43	520,446.85	300.00	520,746.85
19N Diesel Idle Reduction	.....	.....	.....	.....	.....	.....
20C Yakima Integrated Plan Implementation Taxable Bond	.....	.....	.....	.....	.....	.....
20F Invest in Washington	.....	.....	.....	.....	.....	.....
20S Behavioral Health Innovation	45,624.36	.....	.....	45,624.36	.....	45,624.36
21B Chehalis Basin	.....	.....	.....	.....	.....	.....
21D Dairy Nutrient Infrastructure	.....	.....	.....	.....	.....	.....
21P Sexual Assault Prevention and Response	.....	.....	.....	.....	.....	.....
21R Child Welfare System Improvement	.....	.....	.....	.....	.....	.....
22C Early Learning Facilities Revolving	(0.85)	6,331.94	9,531.73	(3,200.64)	.....	(3,200.64)
22D Early Learning Facilities Development	(0.85)	3,354.03	4,694.62	(1,341.44)	.....	(1,341.44)
22T Statewide Tourism Marketing	.....	.....	.....	.....	.....	.....
244 Habitat Conservation	2,768,128.22	(88,222.00)	744,422.88	1,935,483.34	.....	1,935,483.34
253 Education Construction	917,323.40	981.41	.....	918,304.81	.....	918,304.81
285 Growth Management Planning and Environmental Review	.....	.....	.....	.....	.....	.....
291 Education Savings	.....	.....	.....	.....	.....	.....
355 State Taxable Building Construction	11,087,066.04	(6,336.00)	2,141,116.00	8,939,614.04	.....	8,939,614.04
359 School Constr & Skill Ctrs Bldg	1,510,602.23	.....	.....	1,510,602.23	.....	1,510,602.23
488 Special Personnel Litigation Revolving	.....	.....	.....	.....	.....	.....
489 Pension Funding Stabilization	448,455,729.56	(1,321,446.00)	29,037,697.05	418,096,586.51	.....	418,096,586.51
492 School Employees' Insurance Administrative	.....	.....	.....	.....	.....	.....
548 LEOFF System Plan 2 Expense	79,846.52	100,952.66	109,228.75	71,570.43	1,581.35	73,151.78
563 Columbia River Crossing Project	.....	.....	.....	.....	.....	.....
702 Dedicated McCleary Penalty	105,200,000.00	.....	.....	105,200,000.00	.....	105,200,000.00
828 Tobacco Prevention and Control	1,447,913.94	1,552.43	2,078.00	1,447,388.37	.....	1,447,388.37
830 Agricultural College Trust Management	\$790,461.13	2.55	170,452.24	620,011.44	861.22	620,872.66
<b>TOTAL GENERAL FUND</b>	<b>\$ 1,123,304,139.27</b>	<b>\$ 4,091,039,522.46</b>	<b>\$ 2,594,405,546.37</b>	<b>\$ 2,619,938,115.36</b>	<b>\$ 26,926,752.99</b>	<b>\$ 2,646,864,868.35</b>

# RECEIPTS AND DISBURSEMENTS FOR TREASURY FUNDS

	May 1, 2018		May 2018		May 31, 2018		
	Beginning Book Balance		Plus Receipts	Less Disbursements	Ending Book Balance	Outstanding Warrants	Ending Cash Balance
<b>SPECIAL REVENUE FUNDS</b>							
002 Hospital Data Collection	\$ 82,443.09	\$	25,242.11	\$ 9,934.84	\$ 97,750.36	\$ .....	\$ 97,750.36
003 Architects' License	36,175,694.39		(35,056,781.13)	33,752.04	1,085,161.22	33.00	1,085,194.22
007 Winter Recreational Program	1,770,231.67		48,971.14	73,119.21	1,746,083.60	9,278.10	1,755,361.70
014 Forest Development	5,738,454.81		1,438.96	(1,382,966.85)	7,122,860.62	10,104.79	7,132,965.41
01B ORV & Non-Highway Vehicle Account	1,666,941.75		351,782.25	340,546.50	1,678,177.50	4,518.12	1,682,695.62
01M Snowmobile	3,677,182.29		22,450.34	254,205.80	3,445,426.83	44,636.54	3,490,063.37
024 Professional Engineers'	1,895,464.21		186,746.89	144,856.92	1,937,354.18	1,663.94	1,939,018.12
026 Real Estate Commission	3,065,206.38		392,540.00	456,333.06	3,001,413.32	4,035.60	3,005,448.92
027 Reclamation	4,163,209.04		126,048.57	181,727.27	4,107,530.34	1,806.01	4,109,336.35
02A Surveys and Maps	1,043,919.35		64,261.07	87,308.54	1,020,871.88	74.36	1,020,946.24
02G Health Professions	11,203,422.56		6,008,991.01	6,290,189.60	10,922,223.97	146,098.51	11,068,322.48
02H Business Enterprises Revolving	799,147.08		87,929.57	35,636.90	851,439.75	1,051.68	852,491.43
02J Certified Public Accountants'	3,550,051.55		180,373.37	106,151.97	3,624,272.95	693.21	3,624,966.16
02K Death Investigations	3,384,601.50		389,706.58	321,584.94	3,452,723.14	3,096.79	3,455,819.93
02M Essential Rail Assistance	424,987.72		20,978.98	.....	445,966.70	.....	445,966.70
02N Parkland Acquisition	18,555.71		.....	2,005.00	16,550.71	.....	16,550.71
02R Aquatic Lands Enhancement	13,664,802.50		(1,334.17)	516,875.38	13,146,592.95	41,067.56	13,187,660.51
02W Timber Tax Distribution	6,635,386.46		4,306,615.11	10,503,509.16	438,492.41	19,879.66	458,372.07
030 Landowner Contingency Forest Fire Suppression	3,986,237.49		35.66	5,349.98	3,980,923.17	3,105.00	3,984,028.17
039 Aeronautics	3,467,769.41		336,601.32	265,681.44	3,538,689.29	1,264.94	3,539,954.23
03B Asbestos	763,088.08		35,902.30	16,280.04	782,710.34	9.75	782,720.09
03C Emergency Medical Services and Trauma Care System Trust	13,612,538.22		1,181,605.38	1,303,987.27	13,490,156.33	21,896.00	13,512,052.33
03F Enhanced 911	2,419,807.46		1,941,368.07	1,776,836.78	2,584,338.75	2,374.89	2,586,713.64
03N Business License	5,484,170.15		2,810,073.51	2,267,296.44	6,026,947.22	118,080.05	6,145,027.27
03P Fire Service Trust	472,750.50		4,860.00	2,961.06	474,649.44	200.00	474,849.44
03R Safe Drinking Water	2,974,374.55		275,624.39	253,144.18	2,996,854.76	716.52	2,997,571.28
041 Resource Management Cost	33,086,811.41		40,581.53	2,065,327.66	31,062,065.28	63,300.37	31,125,365.65
042 Charitable, Educational, Penal, and Reformatory Institutions	6,205,440.78		6,814.16	(232,433.50)	6,444,688.44	.....	6,444,688.44
044 Waste Reduction, Recycling, and Litter Control	2,225,039.18		572,106.90	553,266.77	2,243,879.31	2,517.63	2,246,396.94
045 State Vehicle Parking	937,574.24		336,872.45	155,111.64	1,119,335.05	.....	1,119,335.05
048 Marine Fuel Tax Refund	329,363.69		.....	217.16	329,146.53	.....	329,146.53
04E Uniform Commercial Code	1,970,997.27		76,200.94	59,950.07	1,987,248.14	.....	1,987,248.14
04H Surface Mining Reclamation	659,663.69		165.54	27,514.39	632,314.84	.....	632,314.84
04M Recreational Fisheries Enhancement	739,112.39		367,490.40	80,072.76	1,026,530.03	239.09	1,026,769.12
04R Drinking Water Assistance	(7,308,590.57)		6,128,225.56	12,064,983.83	(13,245,348.84)	.....	(13,245,348.84)
04V Vehicle License Fraud	82,707.80		5,469.79	.....	88,177.59	.....	88,177.59
04W Waterworks Operator Certification	979,151.97		135,659.80	67,464.10	1,047,347.67	306.00	1,047,653.67
058 Public Works Assistance	93,273,669.03		43,493,136.08	811,253.22	135,955,551.89	12,531.81	135,968,083.70
05H Disaster Response	15,889,516.42		1,560,011.68	3,876,341.48	13,573,186.62	672,491.49	14,245,678.11

# RECEIPTS AND DISBURSEMENTS FOR TREASURY FUNDS

	May 1, 2018		May 2018		May 31, 2018		
	Beginning Book Balance		Plus Receipts	Less Disbursements	Ending Book Balance	Outstanding Warrants	Ending Cash Balance
<b>SPECIAL REVENUE FUNDS (Continued)</b>							
05R Drinking Water Assistance Administrative	\$ 4,435,886.73	\$	4,774.76	\$ 64,459.23	\$ 4,376,202.26	\$ .....	\$ 4,376,202.26
05W State Drought Preparedness	2,566,067.29		50.69	.....	2,566,117.98	.....	2,566,117.98
06A Salmon Recovery	27,893.34	.....	.....	.....	27,893.34	.....	27,893.34
06G Real Estate Appraiser Commission	560,631.30		70,609.97	50,987.58	580,253.69	783.97	581,037.66
06K Lead Paint	106,486.90		5,505.00	1,439.84	110,552.06	.....	110,552.06
06L Business and Professions	7,369,429.02		920,430.49	782,559.81	7,507,299.70	10,298.26	7,517,597.96
06R Real Estate Research	645,875.66		21,800.00	160.00	667,515.66	170.00	667,685.66
06T License Plate Technology	1,244,023.75		197,970.38	977,167.52	464,826.61	7.24	464,833.85
071 Warm Water Game Fish	317,928.05		434,834.49	68,650.45	684,112.09	164.38	684,276.47
07C Vessel Response	24,850.00		125.00	.....	24,975.00	.....	24,975.00
07W Domestic Violence Prevention	1,451,455.72		94,717.76	74,559.85	1,471,613.63	.....	1,471,613.63
080 Grade Crossing Protective	270,287.83		289.17	.....	270,577.00	.....	270,577.00
081 State Patrol Highway	24,985,334.86		31,597,301.09	18,672,240.34	37,910,395.61	183,468.79	38,093,864.40
082 Motorcycle Safety Education	2,321,066.72		244,070.33	242,247.03	2,322,890.02	318.09	2,323,208.11
084 Building Code Council	160,457.35		40,061.32	48,487.97	152,030.70	.....	152,030.70
086 Fire Service Training	2,087,867.26		3,906,297.37	523,633.33	5,470,531.30	29,264.37	5,499,795.67
087 Park Land Trust Revolving	2,531,419.48		178,679.46	227,938.24	2,482,160.70	592.59	2,482,753.29
08A Education Legacy Trust	156,646,807.06		24,511,099.36	19,720,702.02	161,437,204.40	274,565.39	161,711,769.79
08H Military Department Rental and Lease	1,959,173.72		204,818.10	27,381.04	2,136,610.78	599.42	2,137,210.20
08K Problem Gambling	621,939.98		37,626.97	51,041.04	608,525.91	.....	608,525.91
08M Small City Pavement and Sidewalk	1,467,934.09		88,619.19	71,518.24	1,485,035.04	.....	1,485,035.04
08R Waste Tire Removal	3,865,065.92		270,327.70	6,679.95	4,128,713.67	.....	4,128,713.67
094 Transportation Infrastructure	9,878,154.72		126,937.57	3,162.20	10,001,930.09	.....	10,001,930.09
095 Electrical License	11,452,674.81		2,772,841.57	1,933,023.36	12,292,493.02	14,988.03	12,307,481.05
096 Highway Infrastructure	1,011,143.46		1,081.78	.....	1,012,225.24	.....	1,012,225.24
097 Recreational Vehicle	2,807,161.79		112,785.17	18,601.77	2,901,345.19	9.75	2,901,354.94
099 Puget Sound Capital Construction	18,845,600.25		4,823,978.32	26,047,641.75	(2,378,063.18)	73,088.82	(2,304,974.36)
09E Freight Mobility Investment	12,988,633.38		13,917.18	5,462.68	12,997,087.88	.....	12,997,087.88
09F High-Occupancy Toll Lanes Operations	6,203,899.58		(23,674.49)	(276,869.62)	6,457,094.71	.....	6,457,094.71
09H Transportation Partnership	226,540,775.24		3,187,704.57	25,088,261.28	204,640,218.53	167,437.72	204,807,656.25
09P City-County Assistance	1,530,291.88		2,908,928.24	1,400,596.81	3,038,623.31	171.60	3,038,794.91
09T Washington Main Street Trust Fund	68,719.71		18,011.21	.....	86,730.92	.....	86,730.92
102 Rural Arterial Trust	21,011,563.68		1,737,976.11	1,197,785.79	21,551,754.00	10.40	21,551,764.40
104 State Wildlife	7,296,787.31		14,041,323.45	3,782,846.35	17,555,264.41	112,091.01	17,667,355.42
106 Highway Safety	31,682,265.04		4,622,793.99	12,073,346.71	24,231,712.32	178,302.54	24,410,014.86
107 Liquor Excise Tax	3,150,522.54		2,871,244.11	15,008.06	6,006,758.59	.....	6,006,758.59
108 Motor Vehicle	177,632,741.37		168,278,204.69	128,501,374.50	217,409,571.56	3,183,976.83	220,593,548.39
109 Puget Sound Ferry Operations	16,533,532.12		22,319,303.12	20,298,705.26	18,554,129.98	270,841.48	18,824,971.46
10A Aquatic Algae Control	367,900.81		55,503.00	24,302.35	399,101.46	.....	399,101.46

# RECEIPTS AND DISBURSEMENTS FOR TREASURY FUNDS

	May 1, 2018		May 2018		May 31, 2018						
	Beginning Book Balance		Plus Receipts	Less Disbursements	Ending Book Balance	Outstanding Warrants	Ending Cash Balance				
<b>SPECIAL REVENUE FUNDS (Continued)</b>											
10B Home Security Fund	\$ 12,943,980.42	\$	1,549,576.19	\$	1,808,997.42	\$	12,684,559.19	\$	33,906.24	\$	12,718,465.43
10G Water Rights Tracking System	628,913.87		2,276.18				631,190.05				631,190.05
110 Special Wildlife	6,116,344.17		50,157.52		84,028.15		6,082,473.54		564.17		6,083,037.71
111 Public Service Revolving	20,828,396.82		2,610,595.74		1,484,220.78		21,954,771.78		19,131.68		21,973,903.46
113 Common School Construction	41,682,183.41		513,664.01		2,994,421.57		39,201,425.85				39,201,425.85
116 Basic Data	3,680.00						3,680.00				3,680.00
119 Unemployment Compensation Administration	695,915.35		12,549,410.85		13,671,603.39		(426,277.19)		2,313,000.48		1,886,723.29
11B Regional Mobility Grant Program	57,293,700.68		63,510.77		4,136,772.37		53,220,439.08		8,200.00		53,228,639.08
11E Freight Mobility Multimodal	15,414,845.21		16,497.58		134,860.00		15,296,482.79				15,296,482.79
11H Forest and Fish Support	6,601,108.17		427,397.42		335,527.70		6,692,977.89				6,692,977.89
11K Washington Auto Theft Prevention Authority	912,893.59		576,384.26		322,995.39		1,166,282.46				1,166,282.46
120 Administrative Contingency	15,710,902.27		1,461,037.11		81,442.81		17,090,496.57				17,090,496.57
12C Affordable Housing For All	3,565,759.64		373,725.72		301,884.42		3,637,600.94				3,637,600.94
12M Charitable Organization Education	1,438,670.15		49,660.00		46,122.50		1,442,207.65		46,122.50		1,488,330.15
12T Traumatic Brain Injury	777,026.90		111,327.20		109,204.06		779,150.04		173.46		779,323.50
134 Employment Services Administrative	17,537,414.20		2,937,502.45		2,004,096.40		18,470,820.25		14,223.22		18,485,043.47
138 Insurance Commissioner's Regulatory	11,617,305.05		158,071.93		2,523,195.56		9,252,181.42		5,236.45		9,257,417.87
144 Transportation Improvement	32,337,143.55		8,425,496.26		8,568,722.28		32,193,917.53		761.60		32,194,679.13
146 Firearms Range	1,669,937.79		24,306.48		54,853.46		1,639,390.81				1,639,390.81
14A Wildlife Rehabilitation	682,549.90		18,589.92		13,295.43		687,844.39		553.69		688,398.08
14G Ballast Water and Biofouling Management	56,840.00						56,840.00				56,840.00
14M Financial Fraud & ID Theft	705,585.15		79,390.00		150,296.39		634,678.76				634,678.76
14R Military Active State Service											
14V Ignition Interlock Device	4,497,316.95		319,940.78		228,070.77		4,589,186.96		45,612.34		4,634,799.30
150 Low-Income Weatherization/ Structural Rehabilitation Assistance	1,883,277.84		52,056.33		49,108.13		1,886,226.04				1,886,226.04
153 Rural Mobility Grant Program	7,657,689.09		8,765.02		1,533,509.67		6,132,944.44		59,171.00		6,192,115.44
154 New Motor Vehicle Arbitration	2,813,070.95		83,224.00		44,080.59		2,852,214.36		171.09		2,852,385.45
158 Aquatic Land Dredged Material Disposal Site	416,977.70				1,884.93		415,092.77				415,092.77
159 Parks Improvement	1,341,047.71		41,705.70		27,425.10		1,355,328.31		5,051.50		1,360,379.81
15H Cleanup Settlement	39,333,218.53		(168,813.87)		115,319.70		39,049,084.96		567.07		39,049,652.03
15M Biotoxin	284,901.45		224,501.00		87,351.94		422,050.51		2,346.98		424,397.49
15P Energy Recovery Act											
160 Wood Stove Education and Enforcement	586,457.94		7,929.79		25,396.41		568,991.32				568,991.32
162 Farm Labor Contractor	81,693.63		379.67				82,073.30				82,073.30
167 Natural Resources Conservation Areas Stewardship	288,395.08				(7,287.94)		295,683.02				295,683.02
16A Judicial Stabilization Trust	668,147.22		440,422.25		50,498.79		1,058,070.68				1,058,070.68
16J SR 520 Corridor	78,235,659.13		(4,950,334.63)		(9,780,807.09)		83,066,131.59				83,066,131.59
16M Appraisal Management Company	481,519.41		4,838.00		6,985.85		479,371.56				479,371.56
16P Marine Resources Stewardship Trust	177,831.29		190.25				178,021.54				178,021.54

# RECEIPTS AND DISBURSEMENTS FOR TREASURY FUNDS

	May 1, 2018		May 2018		May 31, 2018		
	Beginning Book Balance		Plus Receipts	Less Disbursements	Ending Book Balance	Outstanding Warrants	Ending Cash Balance
<b>SPECIAL REVENUE FUNDS (Continued)</b>							
16W Hospital Safety Net Assessment	\$ 116,840,123.45	\$	7,961,235.09	\$ 1,221,275.12	\$ 123,580,083.42	\$ .....	\$ 123,580,083.42
172 Basic Health Plan Trust	1,841,000.00	.....	.....	.....	1,841,000.00	.....	1,841,000.00
173 State Toxics Control	48,731,334.69		(9,242,511.35)	7,945,602.42	31,543,220.92	352,378.33	31,895,599.25
174 Local Toxics Control	59,450,761.31		(532,731.44)	1,887,108.04	57,030,921.83	191.16	57,031,112.99
176 Water Quality Permit	11,101,190.38		155,866.97	1,988,990.62	9,268,066.73	92,725.46	9,360,792.19
17B Home Visiting Services	3,688,307.25		748,149.10	1,316,355.92	3,120,100.43	50,990.71	3,171,091.14
17N Complete Streets Grant Program	.....	.....	.....	.....	.....	.....	.....
17P SR520 Civil Penalties	7,736,580.55		(4,957.86)	(278,273.15)	8,009,895.84	.....	8,009,895.84
17T Health Benefit Exchange	7,691,259.57		(487,340.50)	(0.01)	7,203,919.08	.....	7,203,919.08
17W Limousine Carriers	87,447.85		1,717.46	.....	89,165.31	.....	89,165.31
182 Underground Storage Tank	1,102,071.89		150,769.43	128,901.32	1,123,940.00	789.17	1,124,729.17
186 County Arterial Preservation	1,416,826.21		1,326,922.27	1,401,504.90	1,342,243.58	129.95	1,342,373.53
18J Capital Vessel Replacement	4,413,936.95		1,904,290.42	(6,058.11)	6,324,285.48	108.03	6,324,393.51
18L Hydraulic Project Approval	600.00	.....	.....	(300.00)	900.00	300.00	1,200.00
199 Biosolids Permit	1,355,010.05		132,224.48	79,660.26	1,407,574.27	1,011.93	1,408,586.20
19A Medicaid Fraud Penalty	15,411,039.29		1,374.05	764,514.09	14,647,899.25	1,396.23	14,649,295.48
19C Forest Practice Application	818,063.71		53.48	10,197.62	807,919.57	1,500.00	809,419.57
19G Environmental Legacy Stewardship	16,096,570.89		16,250,000.00	1,719,488.74	30,627,082.15	25,143.76	30,652,225.91
19T DOL Technology Improvement and Data Management	1,213,975.34		17,241.48	.....	1,231,216.82	.....	1,231,216.82
200 Regional Fisheries Enhancement Salmonid Recovery	(29,196.52)	.....	.....	21,849.32	(51,045.84)	.....	(51,045.84)
201 Department of Licensing Services	1,971,865.80		398,038.65	55,464.33	2,314,440.12	98.57	2,314,538.69
202 Medical Test Site Licensure	336,221.54		2,265.00	545,728.28	(207,241.74)	476,905.00	269,663.26
203 Passenger Ferry	27.39	.....	.....	.....	27.39	.....	27.39
204 Volunteer Fire Fighters' and Reserve Officers' Administrative	1,547,322.77		7,728,632.11	40,377.78	9,235,577.10	2,088.99	9,237,666.09
207 Hazardous Waste Assistance	823,175.91		105,345.85	251,954.65	676,567.11	487.16	677,054.27
20B Brownfield Redevelopment Trust Fund	.....	.....	.....	.....	.....	.....	.....
20H Connecting Washington	472,991,386.89		25,357,790.23	18,511,836.95	479,837,340.17	729,794.60	480,567,134.77
20J Electric Vehicle Charging Infrastructure	1,008,887.87		1,080.63	79,940.00	930,028.50	.....	930,028.50
20M Puget Sound Taxpayer Accountability	.....	.....	.....	.....	.....	.....	.....
20N Transportation Future Funding Program	200,072.85		214.05	.....	200,286.90	.....	200,286.90
20R Radioactive Mixed Waste	2,355,444.54		2,238,376.24	709,796.03	3,884,024.75	1,530.32	3,885,555.07
20T PLIA Underground Storage Tank Revolving	12,157,162.71		12,992.98	95,758.31	12,074,397.38	.....	12,074,397.38
20V Economic Gardening Pilot Project	.....	.....	.....	.....	.....	.....	.....
215 Special Category C	4,472,950.61		194,962.75	.....	4,667,913.36	.....	4,667,913.36
216 Air Pollution Control	29,561,184.30		16,129.13	163,248.13	29,414,065.30	440.25	29,414,505.55
217 Oil Spill Prevention	2,310,294.63		1,876,672.65	428,478.68	3,758,488.60	2,656.60	3,761,145.20
218 Multimodal Transportation	191,563,226.03		(1,056,627.63)	10,454,766.06	180,051,832.34	70,748.78	180,122,581.12
21E Concealed Pistol License Renewal	57,621.02		9,452.52	11,871.70	55,201.84	.....	55,201.84
21H Wastewater Treatment Plant Operator Certification	75,275.50		1,394.50	.....	76,670.00	45.00	76,715.00

# RECEIPTS AND DISBURSEMENTS FOR TREASURY FUNDS

	May 1, 2018		May 2018		May 31, 2018		
	Beginning Book Balance		Plus Receipts	Less Disbursements	Ending Book Balance	Outstanding Warrants	Ending Cash Balance
<b>SPECIAL REVENUE FUNDS (Continued)</b>							
21M Distracted Driving Prevention	\$ 1,980.32	\$	112.59	\$ .....	\$ 2,092.91	\$ .....	\$ 2,092.91
21S Aquatic Invasive Species Management	583,567.40		116,646.00	55,459.08	644,754.32	200.00	644,954.32
21V Construction Registration Inspection	1,734,881.05		1,113,336.15	767,363.95	2,080,853.25	10,476.93	2,091,330.18
222 Freshwater Aquatic Weeds	844,410.63		111,282.00	50,426.07	905,266.56	467.49	905,734.05
223 State Oil Spill Response	9,144,977.33		(1,701,488.12)	5,799.63	7,437,689.58	.....	7,437,689.58
22J Abandoned Recreational Vehicle Disposal	.....		.....	.....	.....	.....	.....
22M Energy Efficiency	9,038,921.91		29,081.21	.....	9,068,003.12	.....	9,068,003.12
22R Internet Consumer Access	.....		.....	.....	.....	.....	.....
22U Secure Drug Take-Back Program	.....		.....	.....	.....	.....	.....
22W Public Disclosure Transparency	.....		.....	.....	.....	.....	.....
234 Public Works Administration	14,671,905.45		402,863.68	231,948.58	14,842,820.55	7,485.53	14,850,306.08
235 Youth Tobacco & Vapor Product Prevention	1,324,117.87		110,588.67	55,333.77	1,379,372.77	1,550.00	1,380,922.77
237 Recreation Access Pass	2,018,252.79		1,213,555.13	450.00	3,231,357.92	260.00	3,231,617.92
260 University of Washington Operating Fees	123.54		.....	.....	123.54	.....	123.54
262 Manufactured Home Installation Training	504,072.15		25,139.58	23,377.70	505,834.03	3,522.95	509,356.98
263 Community and Economic Development Fee	3,151,772.29		48,325.00	62,219.27	3,137,878.02	25.00	3,137,903.02
267 Recreation Resources	19,284,817.14		865,082.04	369,359.26	19,780,539.92	428.25	19,780,968.17
268 Nonhighway and Off-Road Vehicle Activities (NOVA) Program	9,209,115.22		713,175.61	761,939.66	9,160,351.17	39,140.18	9,199,491.35
269 Parks Renewal and Stewardship	22,946,027.41		6,335,520.11	5,478,287.68	23,803,259.84	119,326.22	23,922,586.06
271 Washington State University Operating Fees	.....		.....	.....	.....	.....	.....
275 Central Washington University Operating Fees	.....		.....	.....	.....	.....	.....
277 State Agency Parking	230,431.70		10,292.00	22,372.96	218,350.74	210.00	218,560.74
296 Columbia River Basin Water Supply Rev Recovery	4,220,159.09		4,514.47	.....	4,224,673.56	.....	4,224,673.56
315 Dedicated Marijuana Fund	268,535,634.40		30,661,209.83	5,281,584.19	293,915,260.04	14,930.01	293,930,190.05
319 Public Health Supplemental	869,972.70		102,892.32	95,146.01	877,719.01	.....	877,719.01
404 State Treasurer's Service	13,430,616.82		2,192,430.38	729,370.69	14,893,676.51	327.90	14,894,004.41
408 Coastal Protection	1,037,346.70		8,646.90	50,491.87	995,501.73	.....	995,501.73
441 Local Government Archives	2,060,001.65		423,463.72	1,095,201.11	1,388,264.26	56,373.35	1,444,637.61
500 Perpetual Surveillance and Maintenance	46,304,802.13		57,962.35	.....	46,362,764.48	.....	46,362,764.48
507 Oyster Reserve Land	476,560.89		509.90	50,589.41	426,481.38	41.04	426,522.42
511 Tacoma Narrows Toll Bridge	17,230,342.01		(6,445,066.90)	(5,940,761.56)	16,726,036.67	34.00	16,726,070.67
513 Derelict Vessel Removal	1,150,936.25		237,177.55	38,354.23	1,349,759.57	3,000.00	1,352,759.57
532 Washington Housing Trust	11,953,040.96		713,604.69	195,383.35	12,471,262.30	433.06	12,471,695.36
535 Alaskan Way Viaduct Replacement Project	2,385,754.19		(120,356.68)	.....	2,265,397.51	.....	2,265,397.51
549 Election	3,620,226.89		7,911,646.65	19,436.16	11,512,437.38	1,373.86	11,513,811.24
550 Transportation 2003	(4,835,999.69)		1,822,633.81	1,348,014.68	(4,361,380.56)	290.16	(4,361,090.40)
562 Skilled Nursing Facility Safety Net Trust	5,629,631.76		3,164.48	335,105.76	5,297,690.48	.....	5,297,690.48
564 Water Pollution Control Revolving Administration	4,189,342.95		678,979.40	132,052.17	4,736,270.18	152.58	4,736,422.76
565 Yakima Integrated Plan Implementation Revenue Recovery	.....		.....	.....	.....	.....	.....



# RECEIPTS AND DISBURSEMENTS FOR TREASURY FUNDS

		May 1, 2018	May 2018		May 31, 2018		
		Beginning Book Balance	Plus Receipts	Less Disbursements	Ending Book Balance	Outstanding Warrants	Ending Cash Balance
<b>SPECIAL REVENUE FUNDS (Continued)</b>							
566	Community Forest Trust	\$ 80,549.88	\$ 88.54	\$ (3,772.22)	\$ 84,410.64		\$ 84,410.64
571	Multiuse Roadway Safety	264,809.77	18,150.33		282,960.10		282,960.10
595	I-405 Express Toll Lanes Operations	30,225,312.98	(129,191.19)	(3,765,445.49)	33,861,567.28		33,861,567.28
600	Department of Retirement Systems Expense	9,111,906.69	3,172,891.98	2,295,280.84	9,989,517.83	2,423.42	9,991,941.25
689	Rural Washington Loan	8,128,930.06	8,703.51	12,206.13	8,125,427.44		8,125,427.44
727	Water Pollution Control Revolving	122,625,090.65	9,885,789.51	4,109,299.07	128,401,581.09		128,401,581.09
733	Capitol Campus Reserve						
777	Prostitution Prevention and Intervention	97,451.41	2,999.45		100,450.86		100,450.86
785	State Educational Trust Fund	6,703,095.22	24,894.60	1,003.20	6,726,986.62	990.32	6,727,976.94
818	Youth Athletic Facility	189,363.78	202.59		189,566.37		189,566.37
825	Tobacco Settlement						
844	Money-Purchase Retirement Savings Administrative						
874	OASI Revolving	254,061.33	40,032.43	12,311.03	281,782.73		281,782.73
887	Public Facilities Construction Loan Revolving	18,915,579.44	121,467.46	82,601.00	18,954,445.90	567.76	18,955,013.66
888	Deferred Compensation Administrative	1,709,069.16	(61,075.12)	812,712.07	835,281.97		835,281.97
893	Radiation Perpetual Maintenance	\$343,052.29	367.02		343,419.31		343,419.31
<b>TOTAL SPECIAL REVENUE FUNDS</b>		<b>\$ 3,125,844,484.93</b>	<b>\$ 471,228,284.55</b>	<b>\$ 400,749,096.02</b>	<b>\$ 3,196,323,673.46</b>	<b>\$ 10,318,505.57</b>	<b>\$ 3,206,642,179.03</b>
<b>DEBT SERVICE FUNDS</b>							
303	Highway Bond Retirement	\$ 190,047,835.97	\$ 59,476,586.51		\$ 249,524,422.48		\$ 249,524,422.48
304	Ferry Bond Retirement	12,930,133.46	1,252,551.70		14,182,685.16		14,182,685.16
305	Transportation Improvement Board Bond Retirement	4,135,855.83	567,213.46		4,703,069.29		4,703,069.29
347	Washington State University Bond Retirement	11,722,093.66	(1,882,427.45)	(141,593.47)	9,981,259.68		9,981,259.68
348	University of Washington Bond Retirement	9,514,405.38	5,554,896.64	212,686.00	14,856,616.02		14,856,616.02
380	Debt-Limit General Fund Bond Retirement	1,098.84			1,098.84		1,098.84
381	Debt-Limit Reimbursable Bond Retirement						
382	Nondebt-Limit General Fund Bond Retirement						
383	Nondebt-Limit Reimbursable Bond Retirement		719,250.00	719,250.00			
384	Nondebt-Limit Proprietary Appropriated Bond Retirement						
385	Nondebt-Limit Proprietary Nonappropriated Bond Retirement						
386	Nondebt-Limit Revenue Bond Retirement						
389	Toll Facility Bond Retirement	\$33,936,153.68	4,692,400.17		38,628,553.85		38,628,553.85
<b>TOTAL DEBT SERVICE FUNDS</b>		<b>\$ 262,287,576.82</b>	<b>\$ 70,380,471.03</b>	<b>\$ 790,342.53</b>	<b>\$ 331,877,705.32</b>		<b>\$ 331,877,705.32</b>
<b>CAPITAL PROJECTS FUNDS</b>							
01L	Higher Education Construction						
036	Capitol Building Construction	2,483,655.04	2,733.36	(595,032.10)	3,081,420.50		3,081,420.50
056	State Higher Education Construction	2,362.67	2.53		2,365.20		2,365.20
057	State Building Construction	418,788,310.21	2,750,184.83	52,257,511.33	369,280,983.71	841,521.87	370,122,505.58
060	Community and Technical College Capital Projects	22,598,644.83	5,497,816.29	6,183,507.94	21,912,953.18		21,912,953.18

# RECEIPTS AND DISBURSEMENTS FOR TREASURY FUNDS

	May 1, 2018		May 2018		May 31, 2018		
	Beginning Book Balance		Plus Receipts	Less Disbursements	Ending Book Balance	Outstanding Warrants	Ending Cash Balance
<b>CAPITAL PROJECTS FUNDS (Continued)</b>							
061 Eastern Washington University Capital Projects	\$ 5,406,478.51	\$	403,311.28	\$ 271,501.62	\$ 5,538,288.17	\$ .....	\$ 5,538,288.17
062 Washington State University Building	1,108,528.12		3,036,248.85	2,494,665.29	1,650,111.68	.....	1,650,111.68
063 Central Washington University Capital Projects	6,643,358.34		155,657.62	171,094.55	6,627,921.41	.....	6,627,921.41
064 University of Washington Building	11,637,830.45		5,478,810.44	1,462,195.48	15,654,445.41	.....	15,654,445.41
065 Western Washington University Capital Projects	3,561,643.30		1,440,422.14	273,982.09	4,728,083.35	.....	4,728,083.35
066 The Evergreen State College Capital Projects	4,484,477.28		152,636.21	1,125,315.61	3,511,797.88	.....	3,511,797.88
075 State Social and Health Services Construction	5,371.39		.....	.....	5,371.39	.....	5,371.39
18B Columbia River Basin Tax Bond Water Supply Development	1,196,894.19		1,314.75	.....	1,198,208.94	.....	1,198,208.94
245 Public Safety Reimbursable Bond	4.12		.....	.....	4.12	.....	4.12
246 Community and Technical College Forest Reserve	2,840,247.98		.....	(35,396.05)	2,875,644.03	.....	2,875,644.03
289 Thurston County Capital Facilities	5,623,989.23		413,647.19	111,093.82	5,926,542.60	.....	5,926,542.60
357 Gardner-Evans Higher Education Construction	45,698.05		.....	.....	45,698.05	.....	45,698.05
364 Military Department Capital	\$1,084,597.35		641,000.00	.....	1,725,597.35	.....	1,725,597.35
<b>TOTAL CAPITAL PROJECTS FUNDS</b>	<b>\$ 487,512,091.06</b>	<b>\$</b>	<b>19,973,785.49</b>	<b>\$ 63,720,439.58</b>	<b>\$ 443,765,436.97</b>	<b>\$ 841,521.87</b>	<b>\$ 444,606,958.84</b>
<b>PERMANENT FUNDS</b>							
04B Natural Resources Real Property Replacement	\$ 6,849,932.69	\$	7,397.91	\$ (1,778,000.00)	\$ 8,635,330.60	\$ .....	\$ 8,635,330.60
601 Agricultural Permanent	700,158.32		.....	64,593.71	635,564.61	.....	635,564.61
603 Millersylvania Park Trust	5,503.43		5.88	.....	5,509.31	.....	5,509.31
604 Normal School Permanent	176,869.84		.....	(216,207.87)	393,077.71	.....	393,077.71
605 Permanent Common School	55,489.11		5.23	(6,699.70)	62,194.04	.....	62,194.04
606 Scientific Permanent	444,377.55		.....	40,130.13	404,247.42	.....	404,247.42
607 State University Permanent	(4,996.46)		.....	(29,400.28)	24,403.82	.....	24,403.82
851 Developmental Disabilities Community Trust	\$1,508,224.58		1,613.59	.....	1,509,838.17	.....	1,509,838.17
<b>TOTAL PERMANENT FUNDS</b>	<b>\$ 9,735,559.06</b>	<b>\$</b>	<b>9,022.61</b>	<b>\$ (1,925,584.01)</b>	<b>\$ 11,670,165.68</b>	<b>\$ .....</b>	<b>\$ 11,670,165.68</b>
<b>ENTERPRISE FUNDS</b>							
401 Correctional Industries	\$ 5,423,926.38	\$	7,829,507.98	\$ 9,471,021.40	\$ 3,782,412.96	\$ 82,976.71	\$ 3,865,389.67
407 Secretary of State's Revolving	10,091,962.27		704,776.03	722,924.18	10,073,814.12	167.00	10,073,981.12
578 Lottery Administrative	407,779.98		1,204,161.79	1,154,508.60	457,433.17	5,303.62	462,736.79
608 Accident	10,630,530.01		290,995,822.07	300,362,636.27	1,263,715.81	11,190,941.48	12,454,657.29
609 Medical Aid	6,448,381.48		171,937,273.83	172,750,734.11	5,634,921.20	4,431,659.80	10,066,581.00
610 Accident Reserve	298,848.82		62,901,224.96	63,148,005.12	52,068.66	629,815.63	681,884.29
881 Supplemental Pension	3,231,221.49		120,662,058.88	123,765,331.68	127,948.69	1,353,891.73	1,481,840.42
883 Second Injury	\$28,102,900.58		2,914,896.19	139,604.53	30,878,192.24	19,188.37	30,897,380.61
<b>TOTAL ENTERPRISE FUNDS</b>	<b>\$ 64,635,551.01</b>	<b>\$</b>	<b>659,149,721.73</b>	<b>\$ 671,514,765.89</b>	<b>\$ 52,270,506.85</b>	<b>\$ 17,713,944.34</b>	<b>\$ 69,984,451.19</b>
<b>INTERNAL SERVICE FUNDS</b>							
006 Public Records Efficiency, Preservation & Access	\$ 2,050,398.67	\$	413,964.22	\$ 416,543.37	\$ 2,047,819.52	\$ .....	\$ 2,047,819.52
405 Legal Services Revolving	13,284,882.89		10,700,263.71	11,436,074.65	12,549,071.95	142,793.83	12,691,865.78

# RECEIPTS AND DISBURSEMENTS FOR TREASURER'S TRUST FUNDS

	May 1, 2018		May 2018		May 31, 2018		
	Beginning Book Balance		Plus Receipts	Less Disbursements	Ending Book Balance	Outstanding Warrants	Ending Cash Balance
<b>INTERNAL SERVICE FUNDS (Continued)</b>							
410 Transportation Equipment	\$ 15,356,739.38	\$	1,716,231.51	\$ 1,713,935.97	\$ 15,359,034.92	\$ 5,050.77	\$ 15,364,085.69
415 Personnel Service	2,935,665.77		313,297.41	542,910.73	2,706,052.45	5,572.83	2,711,625.28
418 State Health Care Authority Administrative	3,385,570.06		7,581,306.48	2,084,931.27	8,881,945.27	5,460.97	8,887,406.24
455 Higher Education Personnel Service	700,067.75		43,792.34	113,843.82	630,016.27	188.65	630,204.92
468 OFM Central Service	728,895.11		639,692.15	840,212.82	528,374.44	.....	528,374.44
483 Auditing Services Revolving	66,526.19		602,129.57	438,052.98	230,602.78	1,367.10	231,969.88
484 Administrative Hearings Revolving	(\$1,240,238.38)		2,371,474.98	1,602,742.41	(471,505.81)	2,918.05	(468,587.76)
<b>TOTAL INTERNAL SERVICE FUNDS</b>	<b>\$ 37,268,507.44</b>	<b>\$</b>	<b>24,382,152.37</b>	<b>\$ 19,189,248.02</b>	<b>\$ 42,461,411.79</b>	<b>\$ 163,352.20</b>	<b>\$ 42,624,763.99</b>
<b>PENSION TRUST FUNDS</b>							
614 Volunteer Firefighters' Relief and Pension Principal	\$ 14,817,416.93	\$	549,616.48	\$ 1,062,634.44	\$ 14,304,398.97	\$ 72,815.52	\$ 14,377,214.49
615 State Patrol - Plan1	913,864.92		5,928,147.53	5,892,833.66	949,178.79	41,921.84	991,100.63
616 Judges' Retirement	862,905.42		912.60	32,880.99	830,937.03	.....	830,937.03
630 State Patrol - Plan 2	451,958.29		948,442.99	1,008,275.84	392,125.44	.....	392,125.44
631 Public Employees' Retirement System Plan 1	8,866,495.54		155,115,653.83	155,340,463.30	8,641,686.07	1,489,636.50	10,131,322.57
632 Teachers' Retirement System Plan 1	6,737,244.00		108,914,164.79	108,929,031.60	6,722,377.19	857,601.52	7,579,978.71
633 School Employees' Retirement System Combined Plan 2 & 3	5,389,051.61		56,463,272.14	57,754,080.53	4,098,243.22	316,472.79	4,414,716.01
635 Public Safety Employees Retirement System Plan 2	252,419.42		4,936,318.57	4,834,302.63	354,435.36	60,975.31	415,410.67
641 Public Employees' Retirement System Combined Plan 2 & 3	10,626,067.31		240,826,345.39	240,391,958.43	11,060,454.27	2,210,952.62	13,271,406.89
642 Teachers' Retirement System Combined Plan 2 and 3	13,590,872.27		157,105,658.45	159,870,316.07	10,826,214.65	215,478.23	11,041,692.88
722 Deferred Compensation Principal	1,901,071.31		40,715,471.26	41,085,937.50	1,530,605.07	1,731.35	1,532,336.42
729 Judicial Retirement Principal	45,432.63		3,212.20	39,198.96	9,445.87	.....	9,445.87
819 LEOFF Plan 1 Retirement	2,643,230.13		31,412,948.87	31,376,136.06	2,680,042.94	534,914.26	3,214,957.20
829 LEOFF Plan 2 Retirement	3,468,617.34		52,892,837.14	52,909,701.76	3,451,752.72	611,965.69	4,063,718.41
882 Washington Judicial Retirement System	\$9,296,904.81		9,823.07	676,479.52	8,630,248.36	.....	8,630,248.36
<b>TOTAL PENSION TRUST FUNDS</b>	<b>\$ 79,863,551.93</b>	<b>\$</b>	<b>855,822,825.31</b>	<b>\$ 861,204,231.29</b>	<b>\$ 74,482,145.95</b>	<b>\$ 6,414,465.63</b>	<b>\$ 80,896,611.58</b>
<b>AGENCY FUNDS</b>							
01P Suspense	\$ 109,390,180.95	\$	1,850,956,021.56	\$ 1,860,670,459.21	\$ 99,675,743.30	\$ 15,494.93	\$ 99,691,238.23
01R Undistributed Receipts	1,273,690.00		(104,710.20)	.....	1,168,979.80	.....	1,168,979.80
01T Local Leasehold Excise Tax	3,681,692.13		15,630.84	(3,043,916.33)	6,741,239.30	.....	6,741,239.30
034 Local Sales and Use Tax	.....		.....	.....	.....	.....	.....
035 State Payroll Revolving	8,414,215.57		476,057,669.39	470,006,861.73	14,465,023.23	1,454,079.79	15,919,103.02
768 Local Real Estate Excise Tax	.....		2,559,348.36	2,559,348.36	.....	.....	.....
795 State Investment Board Commingled Monthly Bond	.....		.....	.....	.....	.....	.....
865 State Investment Board Commingled Trust	.....		1,094.64	1,094.64	.....	.....	.....

# RECEIPTS AND DISBURSEMENTS FOR TREASURER'S TRUST FUNDS

	May 1, 2018	May 2018		May 31, 2018		
	Beginning Book Balance	Plus Receipts	Less Disbursements	Ending Book Balance	Outstanding Warrants	Ending Cash Balance
<b>AGENCY FUNDS (Continued)</b>						
877 OASI Contribution	\$ .....	\$ .....	\$ .....	\$ .....	\$ .....	\$ .....
<b>TOTAL AGENCY FUNDS</b>	\$ 122,759,778.65	\$ 2,329,485,054.59	\$ 2,330,193,847.61	\$ 122,050,985.63	\$ 1,469,574.72	\$ 123,520,560.35
<b>TOTAL TREASURY FUNDS</b>	\$ \$5,313,211,240.17	\$ 8,521,470,840.14	\$ 6,939,841,933.30	\$ 6,894,840,147.01	\$ 63,848,117.32	\$ 6,958,688,264.33

# RECEIPTS AND DISBURSEMENTS FOR TREASURER'S TRUST FUNDS

	May 1, 2018	May 2018		May 31, 2018		
	Beginning Book Balance	Plus Receipts	Less Disbursements	Ending Book Balance	Outstanding Warrants	Ending Cash Balance
<b>GENERAL FUND</b>						
06N Local Tax Administration	\$ .....	\$ .....	\$ .....	\$ .....	\$ .....	\$ .....
07F Commercial Fisheries Buyback	.....	.....	.....	.....	.....	.....
08B Foster Care Endowed Scholarship Trust	15,674.59	16.77	.....	15,691.36	.....	15,691.36
08E Individual Development Account Program	1,961.23	2.09	.....	1,963.32	.....	1,963.32
08N State Financial Aid	15,955,868.71	4,892,549.33	13,312,715.46	7,535,702.58	14,904.60	7,550,607.18
08T Transportation Innovative Partnership	.....	.....	.....	.....	.....	.....
10L Health Insurance Partnership	.....	.....	.....	.....	.....	.....
10V Invasive Species Council	.....	.....	.....	.....	.....	.....
11M Poet Laureate	115.55	.....	.....	115.55	.....	115.55
11R Hospital Infection Control Grant	.....	.....	.....	.....	.....	.....
12L Outdoor Education and Recreation Prog	804,479.24	.....	.....	804,479.24	.....	804,479.24
12P Geoduck Aquaculture Research	0.48	.....	.....	0.48	.....	0.48
131 Fair	178,083.53	409.49	8,642.44	169,850.58	1,983.23	171,833.81
14N Legislative Oral History	57,246.20	.....	.....	57,246.20	.....	57,246.20
14P Skeletal Human Remains Assistance	291,342.30	.....	.....	291,342.30	.....	291,342.30
15B Food Animal Vet Scholarship	.....	.....	.....	.....	.....	.....
15N Business Assistance	.....	.....	.....	.....	.....	.....
16F Washington State Flag	410.96	.....	.....	410.96	.....	410.96
16K Mortgage Recovery	.....	.....	.....	.....	.....	.....
16R Multiagency Permitting Team	93,581.39	100.12	.....	93,681.51	.....	93,681.51
17R Aerospace Training Student Loan	1,033,060.56	21,927.21	14,348.64	1,040,639.13	.....	1,040,639.13
18C Native Education Public-Private Partnership	.....	.....	.....	.....	.....	.....
18F High School Completion	.....	.....	.....	.....	.....	.....
18G Opportunity Scholarship Match Transfer	1,979,021.00	.....	(66.44)	1,979,087.44	.....	1,979,087.44
18K 24/7 Sobriety	6,058.90	855.60	.....	6,914.50	.....	6,914.50
18V Science, Technology, Engineering and Math Education Lighthouse	.....	.....	.....	.....	.....	.....
19J Universal Communications Services	5,698,227.32	.....	.....	5,698,227.32	.....	5,698,227.32
19V Andy Hill Cancer Research Endowment Fund Match Transfer	4,659,362.42	500,000.00	55,126.10	5,104,236.32	.....	5,104,236.32
20L Early Start	.....	.....	.....	.....	.....	.....
21J Gina Grant Bull Memorial Legislative Page Scholarship	23,234.90	74.87	.....	23,309.77	.....	23,309.77
21K Skilled Worker Awareness Grant Program	97,686.59	.....	8,687.79	88,998.80	.....	88,998.80
21L Low-Income Home Rehab Revolving Loan Program	.....	.....	.....	.....	.....	.....
21T Suicide-Safer Homes Project	44,173.19	.....	2,580.44	41,592.75	.....	41,592.75
22A State Agency Office Relocation Pool	7,901,655.13	.....	250,695.00	7,650,960.13	921.29	7,651,881.42
22B Highway Worker Memorial Scholarship	.....	.....	.....	.....	.....	.....
22S Landlord Mitigation Program	.....	2,921.00	.....	2,921.00	.....	2,921.00
22V Medical Student Loan	.....	.....	.....	.....	.....	.....
23B Rural Jobs Program Match Transfer	.....	.....	.....	.....	.....	.....
23E Washington History Day	.....	.....	.....	.....	.....	.....

# RECEIPTS AND DISBURSEMENTS FOR TREASURER'S TRUST FUNDS

	May 1, 2018	May 2018		May 31, 2018		
	Beginning Book Balance	Plus Receipts	Less Disbursements	Ending Book Balance	Outstanding Warrants	Ending Cash Balance
<b>GENERAL FUND (Continued)</b>						
23F Open Educational Resources	\$ .....	\$ .....	\$ .....	\$ .....	\$ .....	\$ .....
290 Savings Incentive	2,312,627.65	.....	(4,366.10)	2,316,993.75	99.17	2,317,092.92
447 Information Technology Investment Revolving	6,303,218.85	.....	196,715.67	6,106,503.18	.....	6,106,503.18
473 School Employees Insurance Reserve	.....	.....	.....	.....	.....	.....
474 School Employees Flexible & Dependent Care Administration	.....	.....	.....	.....	.....	.....
475 School Employees Dental Benefits Administration	.....	.....	.....	.....	.....	.....
490 Regional Transportation Investment District	.....	.....	.....	.....	.....	.....
493 School Employees' Insurance	.....	.....	.....	.....	.....	.....
494 School Employees' Benefits Board Administration	.....	.....	.....	.....	.....	.....
514 Agricultural Conservation Easements	.....	.....	.....	.....	.....	.....
534 Washington Graduate Fellowship Trust	489.80	.....	.....	489.80	.....	489.80
551 Washington Youth and Families	124,634.31	.....	.....	124,634.31	.....	124,634.31
552 Conservation Assistance Revolving	410,068.25	18,188.00	.....	428,256.25	.....	428,256.25
646 Higher Ed Retirement Plan Supplemental Benefit	1,200.52	513,045.16	513,045.00	1,200.68	.....	1,200.68
653 Washington Distinguished Professorship Trust	.....	.....	.....	.....	.....	.....
743 College Faculty Awards Trust	186.14	.....	.....	186.14	.....	186.14
747 Health Professional Loan Repayment & Scholarship Program	9,165,123.93	72,333.37	142,042.55	9,095,414.75	2,001.58	9,097,416.33
748 Higher Education Coord. Board for Innovation and Quality	.....	.....	.....	.....	.....	.....
781 Cross-State Trail	473.10	.....	.....	473.10	.....	473.10
793 Health Insurance Pool	.....	.....	.....	.....	.....	.....
817 Stadium and Exhibition Center Construction	.....	.....	.....	.....	.....	.....
835 Four Year Student Child Care in Higher Education	40,470.87	.....	4,163.30	36,307.57	.....	36,307.57
837 Washington's Promise Scholarship	\$8.16	0.01	.....	8.17	.....	8.17
<b>TOTAL GENERAL FUND</b>	<b>\$ 57,199,745.77</b>	<b>\$ 6,022,423.02</b>	<b>\$ 14,504,329.85</b>	<b>\$ 48,717,838.94</b>	<b>\$ 19,909.87</b>	<b>\$ 48,737,748.81</b>
<b>SPECIAL REVENUE FUNDS</b>						
01F Crime Victims' Compensation	\$ 5,794,526.62	\$ 325,355.01	\$ 995,538.00	\$ 5,124,343.63	\$ .....	\$ 5,124,343.63
025 Pilotage	847,003.15	86,376.04	79,631.53	853,747.66	220.82	853,968.48
03K Industrial Insurance Premium Refund	3,921,977.10	1,662,351.34	452,398.38	5,131,930.06	493.91	5,132,423.97
04F Real Estate Education Program	633,782.17	1,397.43	54.37	635,125.23	.....	635,125.23
06H Oral History, State Library, and Archives	20,881.21	14,234.07	21,206.25	13,909.03	70.20	13,979.23
06J Securities Prosecution	568,669.21	10,300.00	1,554.88	577,414.33	.....	577,414.33
07A Mortgage Lending Fraud Prosecution	322,474.81	23,962.75	40,205.57	306,231.99	.....	306,231.99
07B Organ and Tissue Donation Awareness	89,167.49	42,702.30	.....	131,869.79	.....	131,869.79
07E Contract Harvesting Revolving	4,859,355.95	5,710.65	212,800.15	4,652,266.45	.....	4,652,266.45
07J "Helping Kids Speak"	3,014.67	3,206.01	2,340.33	3,880.35	.....	3,880.35
07K Special License Plate Applicant Trust	6,103.00	.....	.....	6,103.00	.....	6,103.00
07L Legislative International Trade	735.13	.....	.....	735.13	.....	735.13
07N Produce Railcar Pool	48.43	0.05	.....	48.48	.....	48.48
07T Commemorative Works	3,315.49	3.55	.....	3,319.04	.....	3,319.04

# RECEIPTS AND DISBURSEMENTS FOR TREASURER'S TRUST FUNDS

	May 1, 2018		May 2018		May 31, 2018		
	Beginning Book Balance		Plus Receipts	Less Disbursements	Ending Book Balance	Outstanding Warrants	Ending Cash Balance
<b>SPECIAL REVENUE FUNDS (Continued)</b>							
07V Fish and Wildlife Enforcement Reward	\$ 663,148.89	\$	15,943.36	\$ 6,234.41	\$ 672,857.84	\$ 1,546.44	\$ 674,404.28
08C Gonzaga University Alumni Association	6,035.02		4,671.33	4,370.32	6,336.03		6,336.03
08F Lighthouse Environmental Programs	12,907.97		9,480.33	8,371.99	14,016.31		14,016.31
08G Flexible Spending Administrative	2,497,289.22		11,845.97	58,653.91	2,450,481.28		2,450,481.28
08J Prescription Drug Consortium	42,947.77				42,947.77		42,947.77
08L "Ski & Ride Washington"	3,383.56		3,010.00	3,168.67	3,224.89		3,224.89
08P State Parks Education and Enhancement	438,874.06		14,357.00	14,433.19	438,797.87	2,000.00	440,797.87
08V Veterans Stewardship	1,533,687.80		63,445.25	32,541.84	1,564,591.21	2,757.72	1,567,348.93
08W "Washington's National Park Fund"	19,513.58		20,157.65	16,524.68	23,146.55		23,146.55
098 Eastern Washington Pheasant Enhancement	187,120.92		53,826.16	25,071.98	215,875.10	2.60	215,877.70
09A We Love Our Pets	11,645.58		(1,396,183.71)	(1,396,676.02)	12,137.89		12,137.89
09B Boating Safety Education Certification	674,497.15		35,215.00	18,786.26	690,925.89	215.00	691,140.89
09J Washington Coastal Crab Pot Buoy Tag	213,432.80			(0.08)	213,432.88		213,432.88
09K Life Sciences Discovery	941,654.52		1,365.92	170,390.68	772,629.76		772,629.76
09L Nursing Resource Center	209,894.16		55,143.00	150,921.77	114,115.39	235.00	114,350.39
10F "Share the Road"	17,884.06		9,144.33	7,863.35	19,165.04		19,165.04
11A Employment Training Finance	315,484.05		15,921.02		331,405.07		331,405.07
11J Electronic Products Recycling	699,855.56			27,061.29	672,794.27	81.52	672,875.79
11P Large On-Site Sewage Systems							
11V Veteran Estate Management	(7,442.49)		27,136.73	24,891.68	(5,197.44)	445.50	(4,751.94)
126 Agricultural Local	16,873,772.35		1,898,587.86	2,591,349.50	16,181,010.71	57,506.84	16,238,517.55
128 Grain Inspection Revolving	6,334,383.60		1,580,604.82	1,310,986.94	6,604,001.48	456.63	6,604,458.11
12E Assisted Living Facility Management	276,242.76			(2,450.00)	278,692.76		278,692.76
12F Manufactured/Mobile Home Dispute Resol	2,560,351.56		32,889.75	34,937.37	2,558,303.94	56.00	2,558,359.94
12G Rockfish Research	324,129.66		43,083.53	16,610.66	350,602.53		350,602.53
12H Uniformed Service Shared Leave Pool	819,956.04		3,560.90		823,516.94		823,516.94
12N Get Ready For Math & Science Schlarshp	46,494.06		1,248.09		47,742.15		47,742.15
133 Children's Trust	495,543.31		9,067.01	(26,386.23)	530,996.55	80.45	531,077.00
14E Washington State Heritage Center	2,982,655.85		448,838.54	357,733.44	3,073,760.95	13,630.18	3,087,391.13
14W Reduced Cigarette Ignition Propensity	442,915.48		92,227.80	5,670.42	529,472.86	108.79	529,581.65
15A Transitional Housing Oper & Rent	166,310.15				166,310.15		166,310.15
15T Broadband Mapping							
15V Funeral and Cemetery	1,017,435.45		27,075.88	48,638.46	995,872.87	658.45	996,531.32
15W Guaranteed Asset Protection Waiver	18,750.00				18,750.00		18,750.00
163 Worker and Community Right to Know	1,876,779.75		15,087.84	207,364.00	1,684,503.59	986.20	1,685,489.79
169 Horse Racing Commission Operating	940,879.33		239,076.67	192,748.25	987,207.75	1,662.00	988,869.75
16B Landscape Architects' License	334,769.71		18,000.00	14,233.55	338,536.16	700.00	339,236.16
16E Spec Forest Products Outreach/Education	12,730.19				12,730.19		12,730.19
16G Universal Vaccine Purchase	6,863,143.91		6,006,859.58	5,062,341.39	7,807,662.10		7,807,662.10

# RECEIPTS AND DISBURSEMENTS FOR TREASURER'S TRUST FUNDS

	May 1, 2018		May 2018		May 31, 2018		
	Beginning Book Balance		Plus Receipts	Less Disbursements	Ending Book Balance	Outstanding Warrants	Ending Cash Balance
<b>SPECIAL REVENUE FUNDS (Continued)</b>							
16H Columbia River Salmon/Steelhead Endorsement	\$ 787,650.51	\$	\$ 369,247.50	\$ 86,991.30	\$ 1,069,906.71	\$ 16.40	\$ 1,069,923.11
16L Accessible Communities	526,661.95		17,531.32	12,477.15	531,716.12		531,716.12
16N Disabled Veterans Assistance							
16T Product Stewardship Programs	317,378.65			8,672.53	308,706.12	45.34	308,751.46
17H WA Global Health Technologies Product Development	2.06				2.06		2.06
17L Foreclosure Fairness	261,327.07		273,300.00	250,185.08	284,441.99	28.00	284,469.99
17M Individual-Based/Portable Background Check Clearance	(18,344.70)		35,929.54	48,520.51	(30,935.67)	128.70	(30,806.97)
17V Volunteer Firefighters	6,041.01		3,987.68	3,651.68	6,377.01		6,377.01
180 Local Government Administrative Hearings	260,288.91			2,232.86	258,056.05		258,056.05
189 Clarke-McNary							
18A Investing In Innovation	34,347.09				34,347.09		34,347.09
18E Educator Certification Processing	2,448,420.03		301,592.77	142,672.06	2,607,340.74	1,195.00	2,608,535.74
18M Music Matters Awareness	7,298.66		6,363.01	6,206.66	7,455.01		7,455.01
18N Damage Prevention	145,471.00		9,500.00	13,000.00	141,971.00		141,971.00
18R Seattle Sounders FC	6,650.95		5,712.00	4,834.68	7,528.27		7,528.27
190 Forest Fire Protection Assessment	6,172,576.21		323.60	(2,824,752.40)	8,997,652.21	15,671.14	9,013,323.35
193 State Forest Nursery Revolving	963,090.44		354.01	(7,731.03)	971,175.48	2,183.10	973,358.58
195 Energy	7,698.94		8.74	1,133.58	6,574.10	500.00	7,074.10
197 Statute Law Committee Publications	831,894.19		1,679.51	4,608.64	828,965.06	636.26	829,601.32
198 Access Road Revolving	9,756,935.94		1,115.51	619,272.64	9,138,778.81	37,104.61	9,175,883.42
19B School for the Blind	1,753,398.31		595,432.62	144,646.77	2,204,184.16	237.67	2,204,421.83
19E 4-H Program	251.00		471.33	336.00	386.33		386.33
19F Seattle Seahawks	39,998.04		48,183.38	40,553.37	47,628.05		47,628.05
19H Center for Childhood Deafness and Hearing Loss	470,407.96		52,164.11		522,572.07		522,572.07
19M Seattle University	22,530.66		644.00		23,174.66		23,174.66
19P Child Rescue	15,291.68		698.92		15,990.60		15,990.60
19R Residential Services and Support							
19W Wolf-Livestock Conflict	283,973.03				283,973.03		283,973.03
205 Mobile Home Park Relocation	1,388,324.62		47,487.08	14,132.69	1,421,679.01		1,421,679.01
206 Cost of Supervision	496,196.78		129,053.53	21,444.14	603,806.17	39.00	603,845.17
209 Regional Fisheries Enhancement Group	1,521,440.20		330,946.39	(70,052.84)	1,922,439.43	100.00	1,922,539.43
20A State Flower	2,163.00		2,422.00	1,687.00	2,898.00		2,898.00
20D CPA Scholarship Transfer	250,000.00				250,000.00		250,000.00
20E WA Internet Crimes Against Children	1,929,000.00			427,000.00	1,502,000.00		1,502,000.00
20G Washington Farmers and Ranchers	364.00		168.00	112.00	420.00	728.00	1,148.00
20K Licensing & Enforcement System Modernization	1,190,827.18		59.00	(82.67)	1,190,968.85	294.16	1,191,263.01
20P Nursing Facility Quality Enhancement	2,370,597.47				2,370,597.47		2,370,597.47
20W Washington Tennis	1,778.00		196.00		1,974.00		1,974.00
210 Fire Protection Contractor License	553,954.15		10,985.07	41,299.43	523,639.79	157.69	523,797.48



# RECEIPTS AND DISBURSEMENTS FOR TREASURER'S TRUST FUNDS

	May 1, 2018		May 2018		May 31, 2018		
	Beginning Book Balance		Plus Receipts	Less Disbursements	Ending Book Balance	Outstanding Warrants	Ending Cash Balance
<b>SPECIAL REVENUE FUNDS (Continued)</b>							
213 Veterans' Emblem	\$ 31,851.94	\$	385.00	\$ .....	\$ 32,236.94	\$ .....	\$ 32,236.94
214 Temporary Worker Housing	297,242.27		5,428.00	5,821.09	296,849.18	.....	296,849.18
219 Air Operating Permit	1,874,121.55	.....	.....	75,389.47	1,798,732.08	119.07	1,798,851.15
21A Washington State Wrestling	700.00		560.00	700.00	560.00	.....	560.00
21C Washington Sexual Assault Kit	2,193,803.40		2,436.89	109,087.62	2,087,152.67	.....	2,087,152.67
21F Fred Hutch	252.00		392.00	252.00	392.00	252.00	644.00
21G Washington State Aviation	24,061.33		2,128.00	.....	26,189.33	.....	26,189.33
21N NE WA Wolf-Livestock Management	(220,906.04)		99,651.60	.....	(121,254.44)	.....	(121,254.44)
21Q Forest Health Revolving	4,654,090.72		4,296.68	(1,584,923.89)	6,243,311.29	.....	6,243,311.29
21U Veteran's In-State Service Shared Leave Pool	12,772.94	.....	.....	(192.52)	12,965.46	.....	12,965.46
21W K-12 Criminal Background Check	155,016.31		215,628.00	230,461.17	140,183.14	43.00	140,226.14
225 Fingerprint Identification	3,794,261.26		994,867.69	875,191.70	3,913,937.25	184,884.72	4,098,821.97
22G Photovoltaic Module Recycling	.....	.....	.....	.....	.....	.....	.....
22H Foster Parent Shared Leave Pool	2,370.00		(2,369.96)	.....	0.04	.....	0.04
22K Watershed Restoration Enhancement	.....	.....	.....	.....	.....	.....	.....
22L Public Use General Aviation Airport Loan Revolving	.....	.....	.....	.....	.....	.....	.....
22N Fish and Wildlife Federal Lands Revolving	.....	.....	.....	.....	.....	.....	.....
22P Natural Resources Federal Lands Revolving	.....	.....	.....	(40,578.99)	40,578.99	.....	40,578.99
22Q Seattle Mariners	.....	.....	.....	.....	.....	.....	.....
23A Student Loan Advocate	.....	.....	.....	.....	.....	.....	.....
23C Department of Licensing Tuition Recovery	.....	.....	.....	.....	.....	.....	.....
23D Student Achievement Council Tuition Recovery Trust	.....	.....	.....	.....	.....	.....	.....
259 Coastal Crab	107,669.20		1,000.00	386.38	108,282.82	.....	108,282.82
274 Adult Family Home	691,931.48	.....	.....	(10,323.06)	702,254.54	.....	702,254.54
281 Impaired Driving Safety	20,496.02		203,836.50	.....	224,332.52	.....	224,332.52
283 Juvenile Accountability Incentive	84,176.64		90.05	.....	84,266.69	.....	84,266.69
294 Sea Cucumber Dive Fishery	.....	.....	.....	.....	.....	.....	.....
295 Sea Urchin Dive Fishery	3.42	.....	.....	.....	3.42	.....	3.42
297 Pipeline Safety	5,098,007.40		46,437.35	204,017.68	4,940,427.07	90.00	4,940,517.07
298 Geologists'	405,848.46		25,945.05	21,054.27	410,739.24	285.00	411,024.24
300 Financial Services Regulation	25,785,138.77		1,807,606.66	2,529,723.01	25,063,022.42	30,294.97	25,093,317.39
320 Puget Sound Crab Pot Buoy Tag	52,422.46	.....	.....	(0.11)	52,422.57	.....	52,422.57
328 Crim Justice Training Commis Firing Range Maintenance	81,178.00	.....	.....	.....	81,178.00	.....	81,178.00
416 Surplus and Donated Food Commodities Revolving	2,678,818.93		1,833,537.45	162,983.18	4,349,373.20	.....	4,349,373.20
424 Anti-Trust Revolving	6,044,900.91		871.32	468,486.27	5,577,285.96	31,739.50	5,609,025.46
480 Financial Education Public-Private Partnership	18,772.75		15,500.00	.....	34,272.75	.....	34,272.75
485 Horse Racing Owners' Bonus/Breeder Awards	70,765.72		91,195.19	(1,622.90)	163,583.81	144.00	163,727.81
495 Toll Collection	21,686,128.22		18,352,431.03	23,420,010.39	16,618,548.86	42,513.16	16,661,062.02
496 Future Teachers Conditional Scholarship	3,383,045.48		31,302.22	88,003.52	3,326,344.18	45,000.00	3,371,344.18

# RECEIPTS AND DISBURSEMENTS FOR TREASURER'S TRUST FUNDS

	May 1, 2018		May 2018		May 31, 2018		
	Beginning Book Balance		Plus Receipts	Less Disbursements	Ending Book Balance	Outstanding Warrants	Ending Cash Balance
<b>SPECIAL REVENUE FUNDS (Continued)</b>							
497 Horse Racing Commission Class C Purse Fund	\$ 19,368.78	\$	8,094.94	\$ .....	\$ 27,463.72	\$ .....	\$ 27,463.72
498 Washington State Council of Fire Fighters Benevolent	16,126.40		13,129.69	12,371.36	16,884.73	.....	16,884.73
499 Law Enforcement Memorial	50,559.35		33,273.33	29,259.97	54,572.71	.....	54,572.71
501 Liquor Revolving	24,148,686.84		13,556,988.65	3,586,386.02	34,119,289.47	264,854.13	34,384,143.60
503 Tuition Recovery	3,622,212.20		24,397.87	21,952.39	3,624,657.68	9,002.25	3,633,659.93
515 DNA Data Base	740,786.18		45,751.90	350,165.51	436,372.57	.....	436,372.57
516 Fruit and Vegetable Inspection	8,453,827.72		1,327,503.84	1,439,401.64	8,341,929.92	5,597.67	8,347,527.59
536 Federal Food Service Revolving	2,211,469.80		4,921,284.53	4,911,714.56	2,221,039.77	34,000.14	2,255,039.91
553 Performance Audits of Government	5,454,891.52		2,205,425.55	1,640,378.84	6,019,938.23	19,199.61	6,039,137.84
561 Community Technical College Innovation	9,577,260.38		331,259.11	3,708,034.04	6,200,485.45	.....	6,200,485.45
687 Rural Rehabilitation	178,124.42		190.57	.....	178,314.99	.....	178,314.99
688 Federal Local Rail Service Assistance	78,986.89		84.22	.....	79,071.11	.....	79,071.11
731 Child Care Facility Revolving	1,432,472.64		6,366.29	31.25	1,438,807.68	.....	1,438,807.68
732 Nursing Home Civil Penalties	2,299,445.91		.....	(50,184.05)	2,349,629.96	.....	2,349,629.96
746 Hanford Area Economic Investment	37,035.00		4,648.50	.....	41,683.50	.....	41,683.50
749 Governor's Interagency Committee of State Employed Women	68,496.97		.....	1,334.35	67,162.62	.....	67,162.62
761 Basic Health Plan Subscription	250,744.09		.....	.....	250,744.09	.....	250,744.09
763 Center for the Improvement of Student Learning	35,600.68		.....	.....	35,600.68	.....	35,600.68
773 Commission on Higher Ed Prof Student Ex Program	51,200.00		.....	.....	51,200.00	.....	51,200.00
774 University of Washington License Plate	98,644.01		28,382.66	.....	127,026.67	.....	127,026.67
776 Washington State University License Plate	51,158.37		62,433.02	51,158.37	62,433.02	.....	62,433.02
778 Western Washington University License Plate	6,346.67		2,188.67	.....	8,535.34	.....	8,535.34
779 Eastern Washington University License Plate	44,603.76		4,207.00	.....	48,810.76	.....	48,810.76
780 School Zone Safety Account	1,410,117.19		36,163.50	13,547.86	1,432,732.83	.....	1,432,732.83
783 Central Washington University License Plate	16,515.31		1,848.00	.....	18,363.31	.....	18,363.31
784 Miscellaneous Transportation Programs	(3,541,312.49)		21,000,548.03	20,861,184.94	(3,401,949.40)	756,366.66	(2,645,582.74)
786 The Evergreen State College License Plate	4,506.71		336.00	.....	4,842.71	.....	4,842.71
789 Advanced Environmental Mitigation Revolving	657,796.03		6,670.20	.....	664,466.23	.....	664,466.23
816 Stadium and Exhibition Center	32,845,695.11		4,152,460.00	.....	36,998,155.11	.....	36,998,155.11
821 Impaired Physician	324,521.76		169,650.00	146,619.49	347,552.27	200.00	347,752.27
823 Livestock Nutrient Management	46,737.45		500.00	2,232.97	45,004.48	.....	45,004.48
833 Developmental Disabilities Endowment Trust	2,351,883.45		340,601.64	205,210.62	2,487,274.47	130,695.87	2,617,970.34
834 Capitol Furnishings Preservation Committee	84,133.92		.....	.....	84,133.92	.....	84,133.92
878 Federal Forest Revolving	550.81		13,659,007.74	13,659,007.15	551.40	.....	551.40
880 Advance Right-of-Way Revolving	14,695,582.96		415,459.31	30,281.06	15,080,761.21	.....	15,080,761.21
884 Gambling Revolving	10,651,368.35		800,083.12	1,233,525.61	10,217,925.86	10,503.24	10,228,429.10
885 Plumbing Certificate	890,970.12		91,717.93	59,516.73	923,171.32	124.67	923,295.99
892 Pressure Systems Safety	\$591,668.66		220,152.13	172,247.17	639,573.62	93.36	639,666.98
<b>TOTAL SPECIAL REVENUE FUNDS</b>	<b>\$ 301,733,722.22</b>	<b>\$</b>	<b>100,985,808.09</b>	<b>\$ 88,424,473.09</b>	<b>\$ 314,295,057.22</b>	<b>\$ 1,708,982.34</b>	<b>\$ 316,004,039.56</b>

# RECEIPTS AND DISBURSEMENTS FOR TREASURER'S TRUST FUNDS

		May 1, 2018	May 2018			May 31, 2018		
		Beginning Book Balance	Plus Receipts	Less Disbursements	Ending Book Balance	Outstanding Warrants	Ending Cash Balance	
<b>CAPITAL PROJECTS FUNDS</b>								
366	Watershed Restoration Enhancement Bond	\$ (3,109.78)	\$ .....	\$ (3,109.78)	\$ .....	\$ .....	\$ .....	
377	Watershed Restoration Enhancement Taxable Bond	.....	.....	.....	.....	.....	.....	
<b>TOTAL CAPITAL PROJECTS FUNDS</b>		<b>\$ -3,109.78</b>	<b>\$ .....</b>	<b>\$ (3,109.78)</b>	<b>\$ .....0.00</b>	<b>\$ .....</b>	<b>\$ .....</b>	
<b>PERMANENT FUNDS</b>								
842	American Indian Scholarship Endowment	\$ 296,921.80	\$ 650.67	\$ .....	\$ 297,572.47	\$ .....	\$ 297,572.47	
852	Foster Care Scholarship Endowment	\$3,695.86	3.96	.....	3,699.82	.....	3,699.82	
<b>TOTAL PERMANENT FUNDS</b>		<b>\$ 300,617.66</b>	<b>\$ 654.63</b>	<b>\$ .....</b>	<b>\$ 301,272.29</b>	<b>\$ .....</b>	<b>\$ 301,272.29</b>	
<b>ENTERPRISE FUNDS</b>								
22E	Family and Medical Leave Enforcement	\$ 397,738.06	\$ .....	\$ .....	\$ 397,738.06	\$ .....	\$ 397,738.06	
22F	Family and Medical Leave Insurance	78,589,412.95	84,429.37	1,121,802.28	77,552,040.04	.....	77,552,040.04	
413	Municipal Revolving	4,239,777.08	2,372,067.83	2,486,650.37	4,125,194.54	8,965.02	4,134,159.56	
442	Legislative Gift Center	58,089.50	17,004.78	9,855.69	65,238.59	309.02	65,547.61	
445	Self-Insured Emplr Overpymt Reimb	469,364.83	.....	.....	469,364.83	.....	469,364.83	
446	Industrial Insurance Rainy Day Fund	.....	.....	.....	.....	.....	.....	
449	Certificates of Participation and Other Financing - Local	164,514.12	142,055.32	142,055.32	164,514.12	.....	164,514.12	
456	Separately Managed State Treasurer's Service	.....	.....	.....	.....	.....	.....	
463	Washington College Savings Program	.....	.....	.....	.....	.....	.....	
470	Imaging	125,606.86	33,167.90	38,095.60	120,679.16	.....	120,679.16	
477	Lottery Investment	.....	.....	.....	.....	.....	.....	
543	Judicial Information Systems	5,294,153.75	1,972,577.36	2,005,294.35	5,261,436.76	21,909.54	5,283,346.30	
544	Pollution Liability Insurance Program Trust	27,038,339.25	1,757,762.92	917,526.33	27,878,575.84	.....	27,878,575.84	
545	Heating Oil Pollution Liability Trust	613,060.64	91,400.00	45,247.33	659,213.31	.....	659,213.31	
788	Advanced College Tuition Payment Program	\$654,230.22	23,984,289.22	22,824,370.54	1,814,148.90	1,995,577.79	3,809,726.69	
<b>TOTAL ENTERPRISE FUNDS</b>		<b>\$ 117,644,287.26</b>	<b>\$ 30,454,754.70</b>	<b>\$ 29,590,897.81</b>	<b>\$ 118,508,144.15</b>	<b>\$ 2,026,761.37</b>	<b>\$ 120,534,905.52</b>	
<b>INTERNAL SERVICE FUNDS</b>								
12V	PEBB Medical Benefits Admin	\$ .....	\$ .....	\$ .....	\$ .....	\$ .....	\$ .....	
411	Natural Resources Equipment	5,032,940.88	968.40	17,366.09	5,016,543.19	30,246.41	5,046,789.60	
421	Education Technology Revolving	5,392,930.26	.....	1,343,589.03	4,049,341.23	61,656.53	4,110,997.76	
422	General Administration Services	29,862,137.58	20,523,796.05	17,514,056.59	32,871,877.04	603,307.38	33,475,184.42	
436	OFM Labor Relations Service	2,145,073.59	532,154.00	341,489.28	2,335,738.31	.....	2,335,738.31	
438	Uniform Dental Plan Benefits Administration	519,900.33	1,182,451.00	1,037,987.20	664,364.13	.....	664,364.13	
439	Uniform Medical Plan Benefits Administration	3,824,393.42	12,994,203.00	4,994,487.81	11,824,108.61	.....	11,824,108.61	
444	Fish & Wildlife Equipment	700,757.14	78,743.11	41,556.88	737,943.37	.....	737,943.37	
453	Minority and Women's Business Enterprises	915,250.22	134,205.00	226,392.59	823,062.63	469.73	823,532.36	
458	Consolidated Technology Services Revolving	3,499,687.24	12,593,681.12	11,498,189.26	4,595,179.10	83,901.96	4,679,081.06	
461	Shared Information Technology System Revolving	.....	.....	.....	.....	.....	.....	
466	Statewide Info Tech System Development Revolving	668,209.00	33,208.00	113,047.72	588,369.28	.....	588,369.28	

# RECEIPTS AND DISBURSEMENTS FOR TREASURER'S TRUST FUNDS

	May 1, 2018		May 2018		May 31, 2018		
	Beginning Book Balance		Plus Receipts	Less Disbursements	Ending Book Balance	Outstanding Warrants	Ending Cash Balance
<b>INTERNAL SERVICE FUNDS (Continued)</b>							
471 State Patrol Nonappropriated Airplane Revolving	\$ 142,127.48	\$ 94,909.00	\$ 41,728.63	\$ 195,307.85	\$ 593.22	\$ 195,901.07	
472 Statewide Info Tech System Maintenance & Operations Revolving	(420,447.25)	375,000.00	113,672.20	(159,119.45)	7,566.83	(151,552.62)	
546 Risk Management	1,740,333.26	1,085,531.96	1,643,126.90	1,182,738.32	.....	1,182,738.32	
547 Liability	(9,164,502.60)	1,480,027.80	8,713,159.06	(16,397,633.86)	3,044,708.32	(13,352,925.54)	
721 Public Employees' and Retirees' Insurance	173,672,182.57	168,795,290.78	186,209,020.32	156,258,453.03	2,112,777.63	158,371,230.66	
730 Public Employees' and Retirees' Insurance Reserve	157,928,147.30	(6,616,039.19)	.....	151,312,108.11	.....	151,312,108.11	
739 Certificates of Participation and Other Financing - State	\$3,225,964.11	86,985,344.66	74,608,327.37	15,602,981.40	.....	15,602,981.40	
<b>TOTAL INTERNAL SERVICE FUNDS</b>	<b>\$ 379,685,084.53</b>	<b>\$ 300,273,474.69</b>	<b>\$ 308,457,196.93</b>	<b>\$ 371,501,362.29</b>	<b>\$ 5,945,228.01</b>	<b>\$ 377,446,590.30</b>	
<b>PRIVATE PURPOSE FUNDS</b>							
196 Unclaimed Personal Property	\$ 566,889.67	\$ 7,703,583.69	\$ 7,428,624.12	\$ 841,849.24	\$ 5,256,780.48	\$ 6,098,629.72	
738 Department of Social and Health Services Trust	53,654.52	.....	.....	53,654.52	.....	53,654.52	
799 WA Achieving a Better Life Experience Program	.....	.....	.....	.....	.....	.....	
<b>TOTAL PRIVATE PURPOSE FUNDS</b>	<b>\$ 620,544.19</b>	<b>\$ 7,703,583.69</b>	<b>\$ 7,428,624.12</b>	<b>\$ 895,503.76</b>	<b>\$ 5,256,780.48</b>	<b>\$ 6,152,284.24</b>	
<b>PENSION TRUST FUNDS</b>							
838 LEOFF Retirement System Benefits Improvement	\$ .....	\$ .....	\$ .....	\$ .....	\$ .....	\$ .....	
<b>TOTAL PENSION TRUST FUNDS</b>	<b>\$ .....0.00</b>	<b>\$ .....</b>	<b>\$ .....</b>	<b>\$ .....0.00</b>	<b>\$ .....</b>	<b>\$ .....</b>	
<b>AGENCY FUNDS</b>							
165 Salary Reduction	\$ 1,587,123.05	\$ 2,975,722.00	\$ 2,616,638.52	\$ 1,946,206.53	\$ .....	\$ 1,946,206.53	
16C Real Estate/Property Tax Admin Assistance	57,297.41	66,004.83	57,297.41	66,004.83	.....	66,004.83	
17A County Enhanced 911 Excise Tax	6,388,136.76	.....	968,578.73	5,419,558.03	.....	5,419,558.03	
525 Washington State Combined Fund Drive	1,455,120.43	267,327.72	1,069,374.02	653,074.13	17,420.32	670,494.45	
660 Natural Resources Deposit	24,122,822.93	39,412,173.82	43,109,624.56	20,425,372.19	143,993.68	20,569,365.87	
734 Centennial Document Preservation and Modernization	2,726,333.64	255,882.19	.....	2,982,215.83	.....	2,982,215.83	
737 High Occupancy Vehicle	.....	.....	.....	.....	.....	.....	
757 Maritime Historic Restoration and Preservation	8,700.68	6,465.20	.....	15,165.88	.....	15,165.88	
797 Local Tourism Promotion	1,160,398.32	.....	15,655.77	1,144,742.55	.....	1,144,742.55	
802 School Employees Salary Reduction	.....	.....	.....	.....	.....	.....	
<b>TOTAL AGENCY FUNDS</b>	<b>\$ 37,505,933.22</b>	<b>\$ 42,983,575.76</b>	<b>\$ 47,837,169.01</b>	<b>\$ 32,652,339.97</b>	<b>\$ 161,414.00</b>	<b>\$ 32,813,753.97</b>	
<b>TOTAL TREASURER'S TRUST FUNDS</b>	<b>\$ \$894,686,825.07</b>	<b>\$ 488,424,274.58</b>	<b>\$ 496,239,581.03</b>	<b>\$ 886,871,518.62</b>	<b>\$ 15,119,076.07</b>	<b>\$ 901,990,594.69</b>	

# INVESTMENT STATEMENT & INVESTMENT INTEREST INCOME AND CAPITAL GAINS

## INVESTMENT STATEMENT

Fund / Account	May 1, 2018	Purchased	Maturities & Sales	Amortization	May 31, 2018
<b>Treasury &amp; Treasurer's Trust</b>					
Investments (trade date basis)	\$ 6,265,308,996.98	\$ 3,853,644,950.53	\$ 2,307,860,975.20	\$ 1,163,309.61	\$ 7,812,256,281.92
Reverse Repurchase Agreements	.....	.....	.....	.....	.....
Purchased Accrued Interest	173,090.70	133,429.44	136,780.56	.....	169,739.58
<b>Total Treasury &amp; Treasurer's Trust</b>	<b>\$ 6,265,482,087.68</b>	<b>\$ 3,853,778,379.97</b>	<b>\$ 2,307,997,755.76</b>	<b>\$ 1,163,309.61</b>	<b>\$ 7,812,426,021.50</b>
<b>Local Government Investment Pool</b>					
Investments (trade date basis)	\$ 15,243,462,446.57	\$ 50,740,904,692.95	\$ 50,253,383,381.24	\$ 11,057,105.32	\$ 15,742,040,863.60
Reverse Repurchase Agreements	.....	.....	.....	.....	.....
Purchased Accrued Interest	284,483.39	448,115.55	118,883.66	.....	613,715.28
<b>Total Local Government Investment Pool</b>	<b>\$ 15,243,746,929.96</b>	<b>\$ 50,741,352,808.50</b>	<b>\$ 50,253,502,264.90</b>	<b>\$ 11,057,105.32</b>	<b>\$ 15,742,654,578.88</b>
<b>Total All Accounts</b>	<b>\$ 21,509,229,017.64</b>	<b>\$ 54,595,131,188.47</b>	<b>\$ 52,561,500,020.66</b>	<b>\$ 12,220,414.93</b>	<b>\$ 23,555,080,600.38</b>

## INVESTMENT INTEREST INCOME AND CAPITAL GAINS CURRENT MONTH AND FISCAL YEAR TO DATE COMPARISON

Fund / Account	May 2018	May 2017	Fiscal Year 2018	Fiscal Year 2017
<b>Treasury &amp; Treasurer's Trust</b>				
Cash	\$ 7,293,076.85	\$ 5,642,014.89	\$ 66,095,998.56	\$ 46,962,551.59
Custody Bank Fees	(3,908.53)	(4,616.67)	(43,139.61)	(50,711.97)
Other Bank Fees	(4,610.80)	(11,220.88)	(52,732.90)	(87,418.51)
Amortization	1,163,309.61	5,806.44	8,603,632.89	66,866.83
Accrued Interest	1,216,672.95	(394,068.90)	3,720,831.57	1,914,834.18
Gains and Losses	8,281.73	(78,104.17)	(1,251,945.32)	6,244,241.46
<b>Total Treasury &amp; Treasurer's Trust</b>	<b>\$ 9,672,821.81</b>	<b>\$ 5,159,810.71</b>	<b>\$ 77,072,645.19</b>	<b>\$ 55,050,363.58</b>
<b>Local Government Investment Pool</b>				
Cash	\$ 10,557,266.07	\$ 7,006,886.20	\$ 81,777,378.64	\$ 40,580,315.73
Amortization	11,057,105.32	4,836,957.90	76,432,734.80	26,123,655.06
Accrued Interest	1,873,791.83	(584,944.84)	4,346,510.94	2,341,550.65
Gains and Losses	121,649.88	42,689.62	793,481.05	2,256,578.73
<b>Total Local Government Investment Pool</b>	<b>\$ 23,609,813.10</b>	<b>\$ 11,301,588.88</b>	<b>\$ 163,350,105.43</b>	<b>\$ 71,302,100.17</b>
<b>Total All Accounts</b>	<b>\$ 33,282,634.91</b>	<b>\$ 16,461,399.59</b>	<b>\$ 240,422,750.62</b>	<b>\$ 126,352,463.75</b>

DUANE A. DAVIDSON  
STATE TREASURER  
PO BOX 40200  
OLYMPIA WA 98504-0200

---

