



Washington State Treasurer's Monthly Report

May 2019



DUANE A. DAVIDSON
State Treasurer

In accordance with the Americans with Disabilities Act, this publication will be made available in alternate formats upon request to the Office of the State Treasurer, Legislative Building, 2nd Floor, Olympia, Washington 98504-0200, telephone (360) 902-9000, fax (360) 902-9037 or TTY Users Call: 7-1-1. Web Site: <http://tre.wa.gov>.

Cover photo taken by Treasurer's Office staff.

TABLE OF CONTENTS

	<i>Page</i>
State Treasurer’s Letter	1
General Fund	2
Treasury, Treasurer’s Trust and Local Government Investment Pool Flow Chart	3
Treasury & Treasurer’s Trust, Treasury and Treasurer’s Trust Charts	4
General Fund and Local Government Investment Pool Charts	5
Receipts and Disbursements for the State Treasury	6
Receipts and Disbursements for Trust Funds	17
Investment Statement.....	24
Investment Interest Income and Capital Gains	25



DUANE A. DAVIDSON,
State Treasurer

State of Washington
Office of the Treasurer
Legislative Building
P.O. Box 40200
Olympia, Washington 98504-0200

(360) 902-9000 • TTY 7-1-1
FAX (360) 902-9037
Home Page <http://tre.wa.gov>



Fellow Washingtonians,

I am pleased to report on the operations of the Office of the State Treasurer for the month of May 2019. At the close of the month, the Treasury & Treasurer's Trust book balance was \$8.0 billion with investment earnings distributed for the month of \$14.5 million.

Sincerely,

A handwritten signature in black ink that reads "Duane Davidson". The signature is fluid and cursive.

Duane A. Davidson
Washington State Treasurer

GENERAL FUND

GENERAL FUND CURRENT MONTH AND FISCAL YEAR TO DATE COMPARISON

(In Millions)

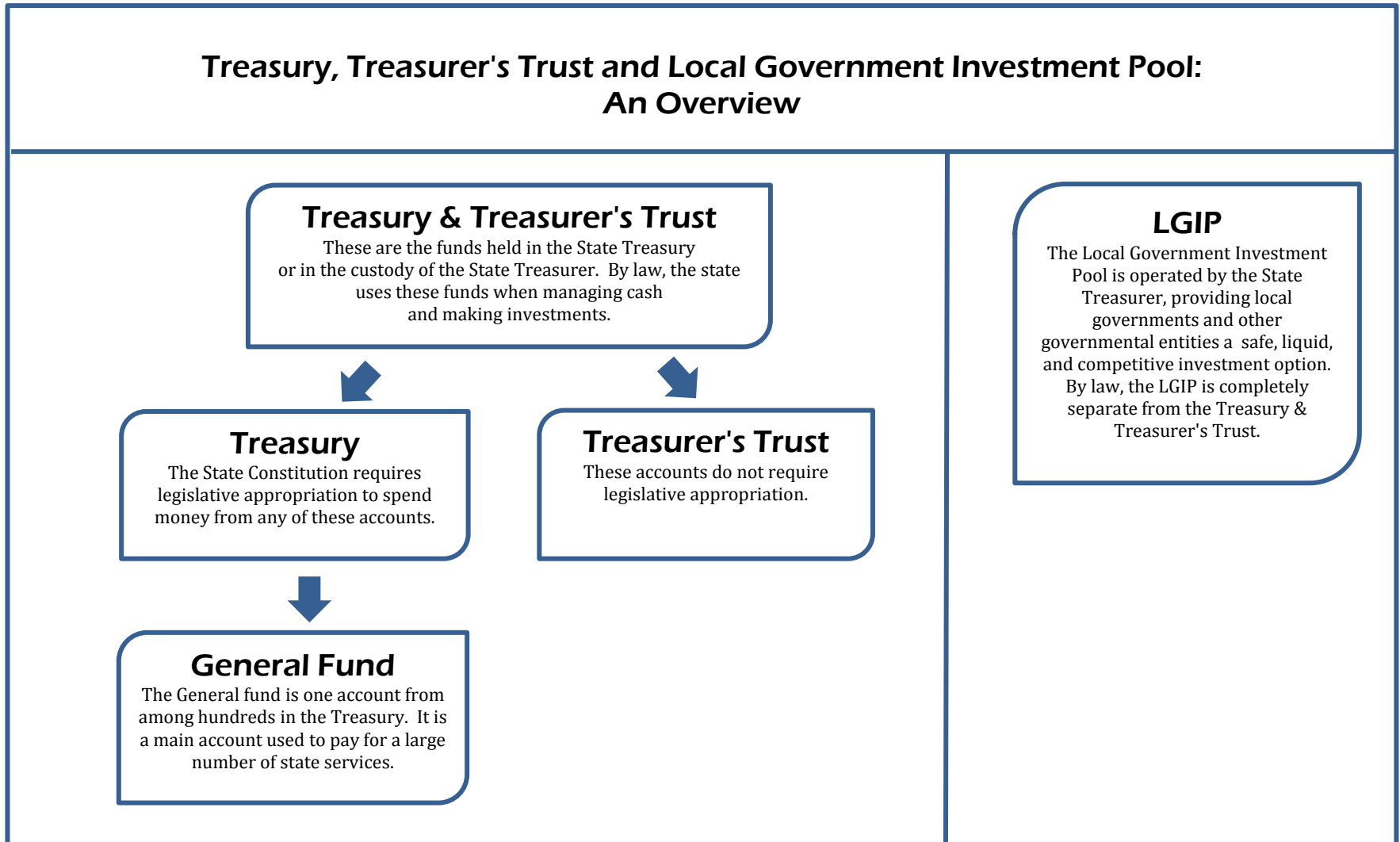
	Month of May		Fiscal Year to Date	
	2019	2018	2019	2018
Beginning Book Balance	\$ (1,185.048)	\$ (746.579)	\$ 1,737.396	\$ 863.390
Cash Revenue	4,098.508	4,005.541	30,915.707	29,473.308
Other Cash Receipts	213.087	77.062	4,467.938	6,286.606
Total Cash Receipts	\$ 4,311.595	\$ 4,082.603	\$ 35,383.645	\$ 35,759.914
Total Cash Disbursements	\$ 3,240.122	\$ 2,548.641	\$ 37,234.616	\$ 35,835.921
Ending Book Balance	\$ (113.575)	\$ (787.383)	\$ (113.575)	\$ (787.383)
Cash Revenue				
Bond Retirement & Interest	\$ 0.000	\$ 0.000	\$ (0.285)	\$ (0.271)
Secretary of State	4.074	3.667	38.070	37.614
Department of Revenue:				
Retail Sales Tax	955.985	879.602	10,163.693	9,241.619
Business & Occupation Tax	390.957	362.574	4,087.500	3,758.569
Compensating Tax	64.584	61.803	702.169	627.933
Cigarette Tax	34.885	33.561	319.759	306.745
Public Utility Tax	36.998	37.176	367.014	367.930
Various Other Revenue	27.971	82.283	(246.040)	708.656
Insurance Commission	4.577	2.318	390.642	390.261
Liquor and Cannabis Board	2.229	2.281	110.328	95.359
Department of Licensing:				
Excise Tax – Other	0.021	0.020	0.200	0.190
Various Other Revenue	4.069	4.939	15.786	14.571
Department of Social & Health Services	3.653	7.625	53.906	82.530
Universities & Colleges	0.000	0.289	0.440	0.303
Treasurer's Transfers	(12.686)	(10.898)	(4.516)	(194.843)
Counties:				
Property Tax	1,316.855	1,317.487	3,093.166	2,496.281
Real Estate Excise Tax	99.688	109.785	1,038.906	1,089.882
Various Other Revenue	4.629	4.706	50.291	51.891
Federal Grants-In-Aid (All Agencies)	1,157.850	1,084.426	10,319.840	9,984.456
Revenues Distributed to Local Governments	(5.376)	(5.457)	(54.772)	(22.883)
Other Agencies' Cash Revenue	7.545	27.354	469.610	436.515
Total Cash Revenue	\$ 4,098.508	\$ 4,005.541	\$ 30,915.707	\$ 29,473.308

Source: Agency Financial Reporting System (AFRS).

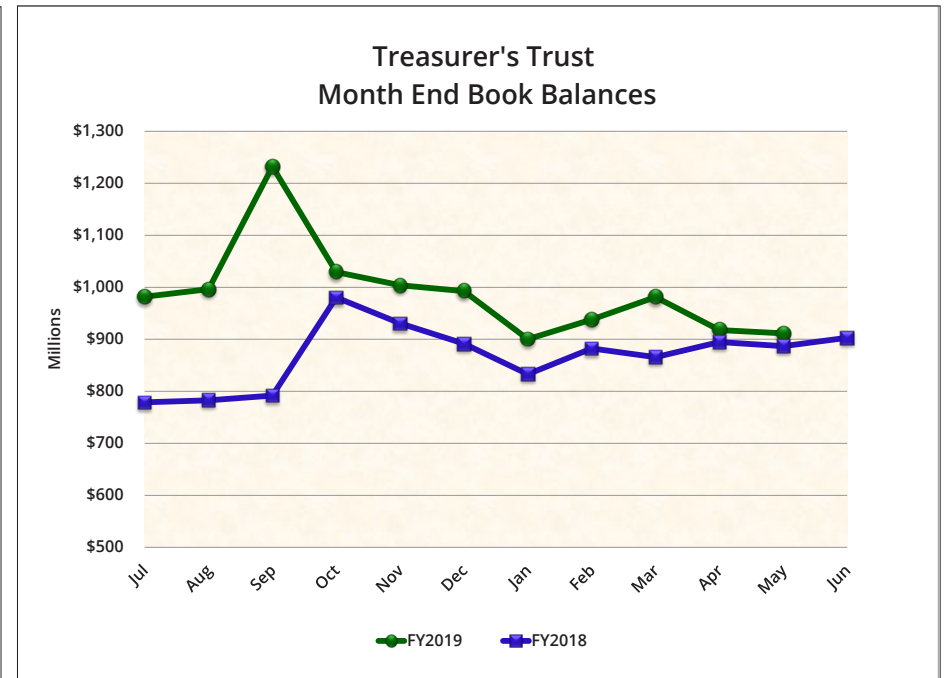
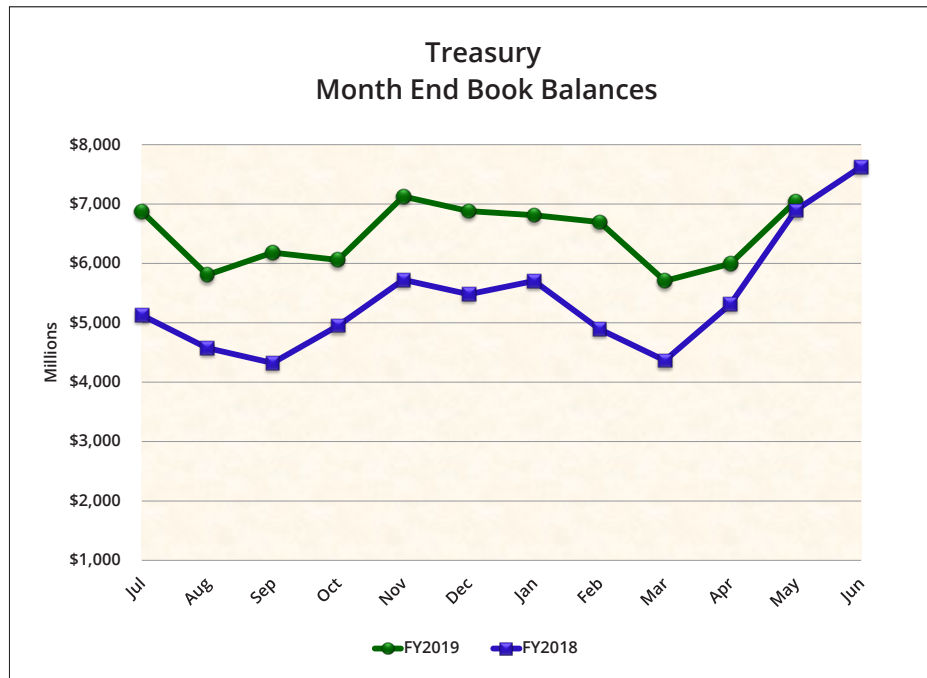
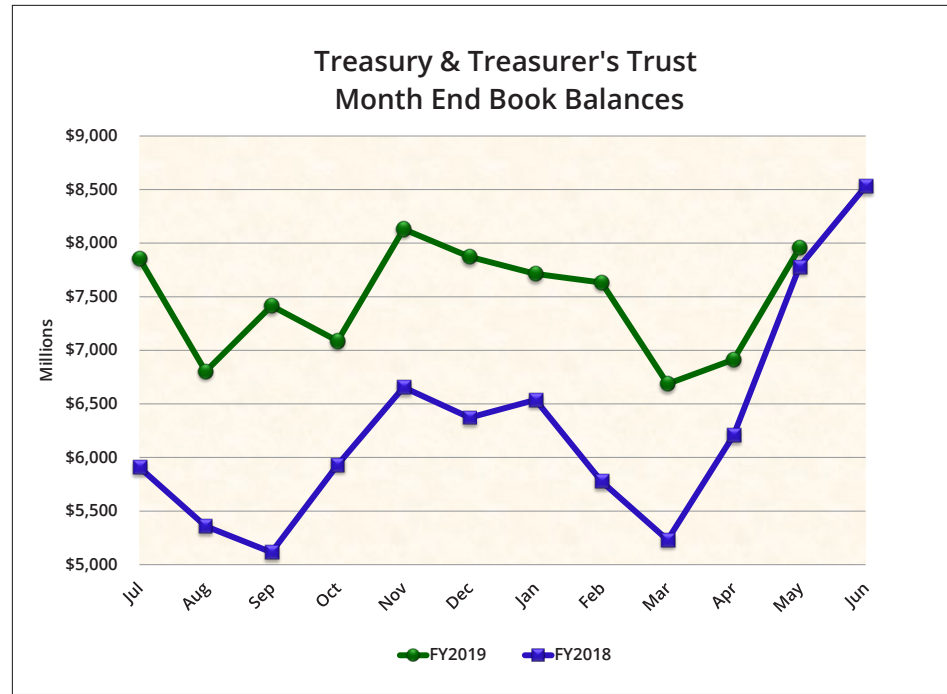
TREASURY, TREASURER'S TRUST AND LGIP FLOW CHART

The State Treasurer is charged with the cash management of public funds, which includes two categories of state funds and accounts: (1) funds and accounts located in the state treasury, which are subject to legislative appropriation; and (2) Treasurer's trust funds, which are accounts placed in the custody of the State Treasurer, and not typically subject to legislative appropriation. Funds within these accounts are comingled for investment and cash management purposes.

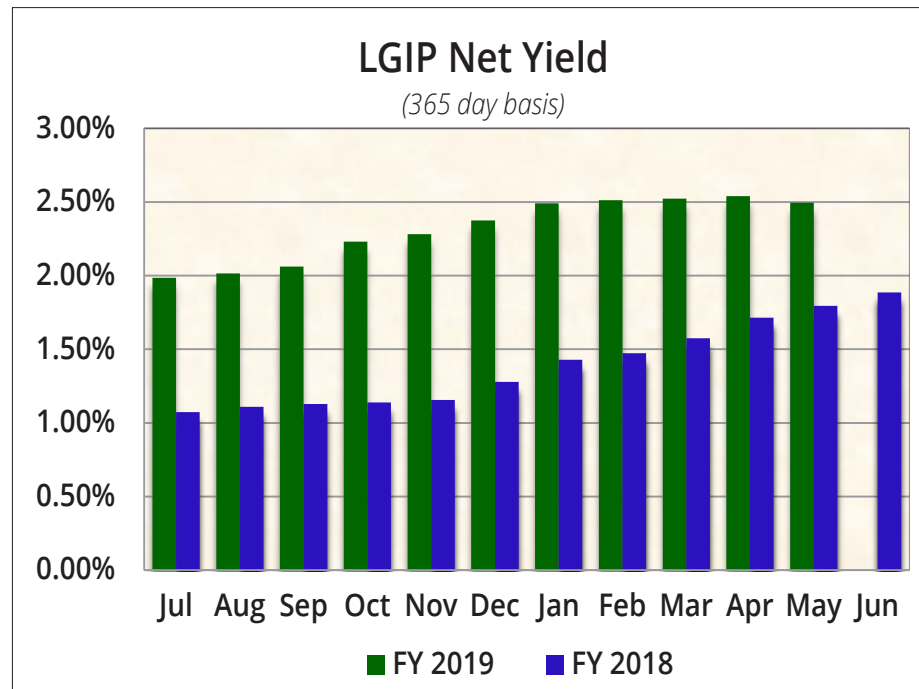
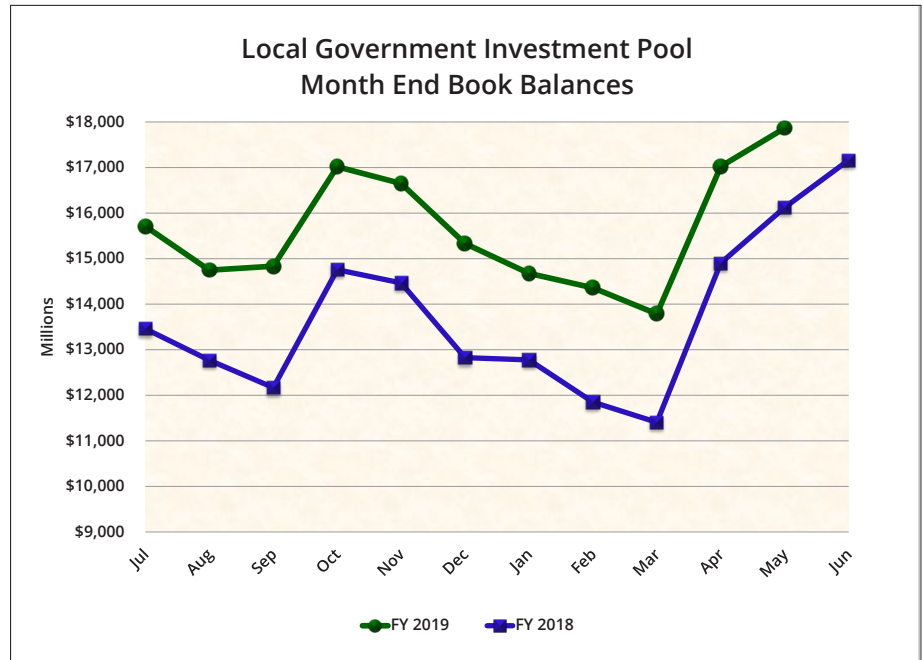
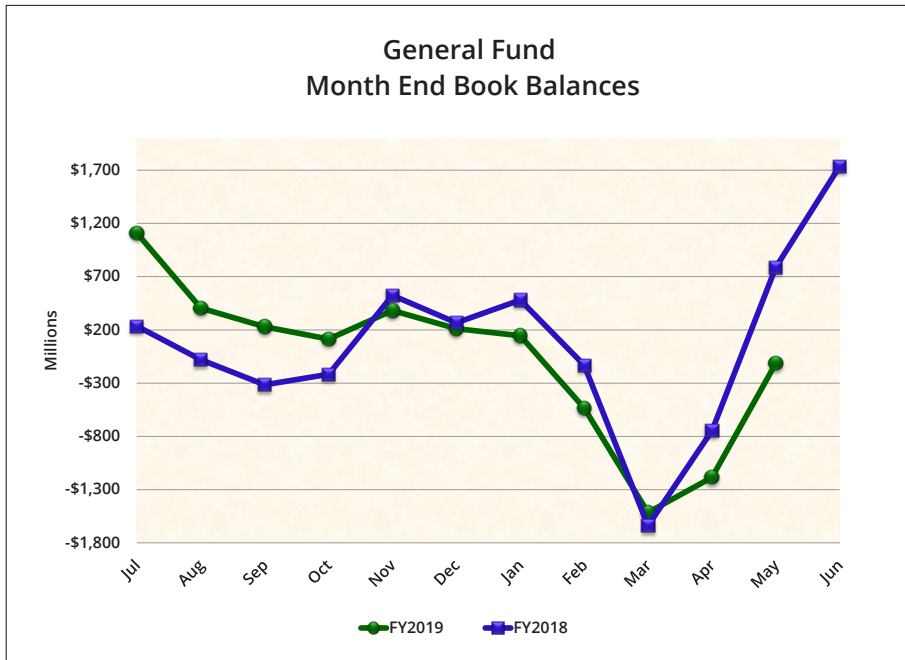
This flow chart describes the structure of the Treasury and Treasurer's Trust Accounts. Month end balances of these accounts are shown on pages 4 and 5.



TREASURY & TREASURER'S TRUST AND TREASURY AND TREASURER'S TRUST CHART



GENERAL FUND AND LOCAL GOVERNMENT INVESTMENT POOL CHARTS



RECEIPTS AND DISBURSEMENTS FOR TREASURY FUNDS

	May 1, 2019		May 2019		May 31, 2019						
	Beginning Book Balance		Plus Receipts	Less Disbursements	Ending Book Balance	Outstanding Warrants	Ending Cash Balance				
GENERAL FUND											
001 General	\$ (1,185,047,676.34)	\$	4,311,595,322.90	\$	3,240,122,099.87	\$	(113,574,453.31)	\$	40,970,848.55	\$	(72,603,604.76)
018 Millersylvania Park Current	5,210.50				5,210.50						5,210.50
01E Geothermal	30,286.50				30,286.50						30,286.50
01N Institutional Impact	19,144.72				19,144.72						19,144.72
02P Flood Control Assistance	2,526,374.99				128,221.72		2,398,153.27		42.62		2,398,195.89
031 State Investment Board Expense	5,657,036.36		2,201,761.82		2,279,339.69		5,579,458.49		2,598.33		5,582,056.82
032 State Emergency Water Projects Revolving	221,616.92				221,616.92						221,616.92
03A Excess Earnings											
03L County Criminal Justice Assistance	1,438,235.17		20,610.86		109,096.86		1,349,749.17		332.73		1,350,081.90
03M Municipal Criminal Justice Assistance	(551,049.20)		6,381.58		32,251.12		(576,918.74)		133.10		(576,785.64)
04L Public Health Services	6.44		0.01				6.45				6.45
051 State and Local Improvements Revolving	26,744.33						26,744.33				26,744.33
055 State & Local Improve Revolving (Waste Disp Facilities, 1980)	2,639.01						2,639.01				2,639.01
05C Criminal Justice Treatment	6,784,138.15				520,590.50		6,263,547.65				6,263,547.65
05M Tourism Development and Promotion											
070 Outdoor Recreation	(12,371.34)		415,279.06		405,343.79		(2,436.07)		2,436.07		
072 State & Local Improve Revolving (Water Supply Facilities)	884,116.76						884,116.76				884,116.76
09C Farm and Forest	773,399.26				36,573.69		736,825.57				736,825.57
09G Riparian Protection											
09R Economic Development Strategic Reserve	3,197,959.33		610.87		127,298.17		3,071,272.03				3,071,272.03
10K Veterans Innovation Program	103,740.40						103,740.40				103,740.40
10P Columbia River Basin Water Supply Development	4,048,687.63		6,527.75		292,430.46		3,762,784.92				3,762,784.92
10R Energy Freedom	736,727.65		1,167.69		53.81		737,841.53				737,841.53
10T Hood Canal Aquatic Rehabilitation Bond											
11F Reinvesting in Youth	5.98						5.98				5.98
11N Heritage Barn Preservation											
11W Water Quality Capital	34,227.10						34,227.10				34,227.10
125 Site Closure	31,456,371.14		54,561.43		31,340.62		31,479,591.95				31,479,591.95
12J Boating Activities											
12K Puget Sound Scientific Research											
12R Independent Youth Housing											
12W Veterans Conservation Corps											
14B Budget Stabilization	950,364,832.91		1,506,296.34		6,977.37		951,864,151.88				951,864,151.88
14C Puget Sound Recovery											
14H Community Preservation & Development Auth	8,750.00						8,750.00				8,750.00
14L Streamlined Sales & Use Tax Mitigation	3,499,270.70						3,499,270.70				3,499,270.70
15C WA Community Tech Opportunity											
15J Building Communities											
15K Columbia River Water Delivery	16,173.66						16,173.66				16,173.66

RECEIPTS AND DISBURSEMENTS FOR TREASURY FUNDS

	May 1, 2019		May 2019		May 31, 2019		
	Beginning Book Balance		Plus Receipts	Less Disbursements	Ending Book Balance	Outstanding Warrants	Ending Cash Balance
GENERAL FUND (Continued)							
15R Evergreen Job Training	\$		\$		\$		\$
16V Water Rights Processing	74,637.33		800.00		75,437.33		75,437.33
177 Judicial Retirement Administrative
17C Opportunity Express Account	62,171.42			62,171.42		62,171.42
17E State Efficiency and Restructuring
17F Washington Opportunity Pathways	51,595,082.68		1,888,623.08	19,085,430.96	34,398,274.80	345.00	34,398,619.80
17K Basic Health Plan Stabilization
18H Opportunity Expansion	326.64			326.64		326.64
19K Yakima Integrated Plan Implementation
19L Charter Schools Oversight	698,224.71		45,864.34	95,064.66	649,024.39	360.00	649,384.39
19N Diesel Idle Reduction
20C Yakima Integrated Plan Implementation Taxable Bond
20F Invest in Washington
20S Behavioral Health Innovation	45,624.36			45,624.36		45,624.36
21B Chehalis Basin
21D Dairy Nutrient Infrastructure
21P Sexual Assault Prevention and Response
21R Child Welfare System Improvement
22C Early Learning Facilities Revolving		28,266.42	28,412.09	(145.67)		(145.67)
22D Early Learning Facilities Development		8,008.70	8,620.47	(611.77)		(611.77)
22T Statewide Tourism Marketing	2,883,208.79		4,549.21	216,935.80	2,670,822.20		2,670,822.20
244 Habitat Conservation		27,180.81	31,490.78	(4,309.97)	367.75	(3,942.22)
253 Education Construction	712,341.72		1,129.03	713,470.75		713,470.75
285 Growth Management Planning and Environmental Review
291 Education Savings
355 State Taxable Building Construction	90,116,877.21		(34,056.59)	5,381,549.51	84,701,271.11		84,701,271.11
359 School Constr & Skill Ctrs Bldg	1,424,435.92		102,022.95	1,322,412.97		1,322,412.97
488 Special Personnel Litigation Revolving
489 Pension Funding Stabilization	564,510,596.81		(965,354.09)	18,542,476.90	545,002,765.82		545,002,765.82
548 LEOFF System Plan 2 Expense	85,444.65		100,226.00	104,225.63	81,445.02	220.40	81,665.42
563 Columbia River Crossing Project
702 Dedicated McCleary Penalty	24,736,000.00		9,987,000.00	14,749,000.00		14,749,000.00
828 Tobacco Prevention and Control	1,319,297.83		2,101.38	10,217.00	1,311,182.21		1,311,182.21
830 Agricultural College Trust Management	\$732,636.89		130,745.47	601,891.42	657.98	602,549.40
TOTAL GENERAL FUND	\$ 565,221,505.69		\$ 4,316,915,858.60	\$ 3,297,815,809.89	\$ 1,584,321,554.40	\$ 40,978,342.53	\$ 1,625,299,896.93
SPECIAL REVENUE FUNDS							
002 Hospital Data Collection	\$ 91,701.74		\$ 6,471.03	\$ 11,334.24	\$ 86,838.53		\$ 86,838.53
003 Architects' License	1,208,930.14		56,219.78	101,515.73	1,163,634.19	108.00	1,163,742.19

RECEIPTS AND DISBURSEMENTS FOR TREASURY FUNDS

	May 1, 2019		May 2019		May 31, 2019		
	Beginning Book Balance		Plus Receipts	Less Disbursements	Ending Book Balance	Outstanding Warrants	Ending Cash Balance
SPECIAL REVENUE FUNDS (Continued)							
007 Winter Recreational Program	\$ 2,003,245.77	\$	76,220.00	\$ 295,567.37	\$ 1,783,898.40	\$ 302.50	\$ 1,784,200.90
014 Forest Development	10,983,843.56		2,980.19	(1,042,494.69)	12,029,318.44	15,057.75	12,044,376.19
01B ORV & Non-Highway Vehicle Account	2,427,976.78		307,761.08	486,960.68	2,248,777.18	8,873.42	2,257,650.60
01M Snowmobile	3,266,111.03		146,989.11	318,560.98	3,094,539.16	28,381.50	3,122,920.66
024 Professional Engineers'	1,808,412.53		174,118.63	193,438.58	1,789,092.58	3,806.05	1,792,898.63
026 Real Estate Commission	3,413,150.21		497,835.50	(568,439.67)	4,479,425.38	11,264.98	4,490,690.36
027 Reclamation	4,337,785.45		134,291.65	157,046.00	4,315,031.10	75.00	4,315,106.10
02A Surveys and Maps	1,113,557.05		67,002.47	63,407.21	1,117,152.31	1,117,152.31
02G Health Professions	15,261,049.19		6,283,152.81	6,326,528.07	15,217,673.93	57,359.90	15,275,033.83
02H Business Enterprises Revolving	998,368.93		92,883.25	88,689.40	1,002,562.78	3,823.31	1,006,386.09
02J Certified Public Accountants'	4,298,352.78		196,105.00	116,012.89	4,378,444.89	1,455.00	4,379,899.89
02K Death Investigations	2,144,700.47		381,474.07	798,826.35	1,727,348.19	2,394.79	1,729,742.98
02M Essential Rail Assistance	641,336.85		27,946.03	2,000.95	667,281.93	667,281.93
02N Parkland Acquisition	13,679.86	13,679.86	13,679.86
02R Aquatic Lands Enhancement	15,672,157.34		10,844.17	555,467.54	15,127,533.97	22,741.23	15,150,275.20
02W Timber Tax Distribution	5,778,086.45		6,491,987.89	12,424,549.58	(154,475.24)	5,164.13	(149,311.11)
030 Landowner Contingency Forest Fire Suppression	(596,834.93)		18.28	(200,649.92)	(396,166.73)	3,427.50	(392,739.23)
039 Aeronautics	1,478,809.71		381,057.86	250,781.09	1,609,086.48	4,465.69	1,613,552.17
03B Asbestos	881,883.38		39,073.35	18,470.00	902,486.73	13.16	902,499.89
03C Emergency Medical Services and Trauma Care System Trust	10,610,325.42		1,215,270.83	1,376,760.76	10,448,835.49	31,520.08	10,480,355.57
03F Enhanced 911	(155,539.49)		2,546,686.01	933,908.50	1,457,238.02	4,014.14	1,461,252.16
03N Business License	7,904,580.31		2,994,368.75	2,360,245.81	8,538,703.25	123,465.31	8,662,168.56
03P Fire Service Trust	519,959.08		3,820.00	1,538.55	522,240.53	1,380.00	523,620.53
03R Safe Drinking Water	2,800,972.49		114,206.64	208,901.07	2,706,278.06	91.23	2,706,369.29
041 Resource Management Cost	35,011,016.62		70,303.23	1,852,921.90	33,228,397.95	116,133.47	33,344,531.42
042 Charitable, Educational, Penal, and Reformatory Institutions	7,703,748.44		13,928.09	315,506.15	7,402,170.38	7,402,170.38
044 Waste Reduction, Recycling, and Litter Control	3,465,977.73		758,661.99	992,939.03	3,231,700.69	130.30	3,231,830.99
045 State Vehicle Parking	1,657,410.76		297,485.02	236,630.93	1,718,264.85	573.00	1,718,837.85
048 Marine Fuel Tax Refund	294,597.58	294,597.58	294,597.58
04E Uniform Commercial Code	1,689,271.05		89,625.80	152,147.11	1,626,749.74	1,626,749.74
04H Surface Mining Reclamation	1,058,174.52		260.54	(52,341.57)	1,110,776.63	1,110,776.63
04M Recreational Fisheries Enhancement	786,863.26		378,942.52	202,000.21	963,805.57	15,808.96	979,614.53
04R Drinking Water Assistance	9,840,881.66		3,742,608.19	4,694,564.88	8,888,924.97	3,921.42	8,892,846.39
04V Vehicle License Fraud	148,101.48		6,333.91	154,435.39	154,435.39
04W Waterworks Operator Certification	933,450.56		87,870.80	116,149.02	905,172.34	307.40	905,479.74
058 Public Works Assistance	76,469,573.34		48,280,949.12	864,085.41	123,886,437.05	1,051.16	123,887,488.21
05H Disaster Response	22,463,525.71		1,099,939.87	2,877,074.62	20,686,390.96	20,283.42	20,706,674.38
05R Drinking Water Assistance Administrative	4,198,404.58		184,051.05	14,474.57	4,367,981.06	37.77	4,368,018.83
05W State Drought Preparedness	2,564,685.48	2,564,685.48	2,564,685.48

RECEIPTS AND DISBURSEMENTS FOR TREASURY FUNDS

	May 1, 2019		May 2019		May 31, 2019		
	Beginning Book Balance		Plus Receipts	Less Disbursements	Ending Book Balance	Outstanding Warrants	Ending Cash Balance
SPECIAL REVENUE FUNDS (Continued)							
06A Salmon Recovery	\$ 27,893.34	\$	\$	\$	\$ 27,893.34	\$	\$ 27,893.34
06G Real Estate Appraiser Commission	495,952.59		72,114.19	(144,023.99)	712,090.77	150.00	712,240.77
06K Lead Paint	136,392.84		2,675.00	1,434.41	137,633.43	137,633.43
06L Business and Professions	7,372,184.56		868,047.75	738,328.13	7,501,904.18	24,066.75	7,525,970.93
06R Real Estate Research	685,458.66		22,670.00	20.00	708,108.66	40.00	708,148.66
06T License Plate Technology	565,384.12		178,410.59	(385.94)	744,180.65	8.77	744,189.42
071 Warm Water Game Fish	574,821.97		392,046.86	84,005.56	882,863.27	123.44	882,986.71
07C Vessel Response	35,175.00		525.00	(25.92)	35,725.92	35,725.92
07W Domestic Violence Prevention	2,317,215.23		108,174.78	2,425,390.01	2,425,390.01
080 Grade Crossing Protective	1,204,809.30		1,909.58	40,596.50	1,166,122.38	1,166,122.38
081 State Patrol Highway	49,372,257.07		(7,817,794.29)	22,648,149.22	18,906,313.56	195,659.81	19,101,973.37
082 Motorcycle Safety Education	2,599,346.45		201,753.90	340,186.84	2,460,913.51	21,246.74	2,482,160.25
084 Building Code Council	394,456.03		66,208.62	51,860.81	408,803.84	408,803.84
086 Fire Service Training	1,408,827.56		4,244,028.45	414,854.84	5,238,001.17	69,773.10	5,307,774.27
087 Park Land Trust Revolving	1,681,001.72		239,370.94	14,999.73	1,905,372.93	204.94	1,905,577.87
08A Education Legacy Trust	1,271,551,346.57		15,721,112.02	16,779,026.92	1,270,493,431.67	466,749.88	1,270,960,181.55
08H Military Department Rental and Lease	2,397,293.46		54,945.02	30,551.23	2,421,687.25	100.00	2,421,787.25
08K Problem Gambling	848,529.47		42,412.15	50,264.83	840,676.79	840,676.79
08M Small City Pavement and Sidewalk	1,859,436.84		112,574.53	71,388.03	1,900,623.34	1,900,623.34
08R Waste Tire Removal	7,747,666.13		336,877.23	177,358.42	7,907,184.94	7,907,184.94
094 Transportation Infrastructure	9,029,844.00		130,681.88	1,058.34	9,159,467.54	9,159,467.54
095 Electrical License	13,935,978.57		2,699,634.21	2,260,215.56	14,375,397.22	7,515.76	14,382,912.98
096 Highway Infrastructure	1,768,747.11		2,803.40	82,983.43	1,688,567.08	82,983.43	1,771,550.51
097 Recreational Vehicle	3,326,182.42		105,654.29	3,912.45	3,427,924.26	3,427,924.26
099 Puget Sound Capital Construction	24,466,727.73		(1,090,546.64)	12,007,500.71	11,368,680.38	2,499.08	11,371,179.46
09E Freight Mobility Investment	17,700,150.35		(6,320,669.57)	391,196.91	10,988,283.87	10,988,283.87
09F High-Occupancy Toll Lanes Operations	8,406,588.84		(31,056.57)	(314,884.28)	8,690,416.55	8,690,416.55
09H Transportation Partnership	173,325,202.67		8,049,642.73	9,296,791.42	172,078,053.98	769,643.38	172,847,697.36
09P City-County Assistance	1,404,556.87		1,582,123.88	2,986,680.75	2,986,680.75
09T Washington Main Street Trust Fund	61,858.16	61,858.16	61,858.16
102 Rural Arterial Trust	20,572,166.78		1,506,553.94	702,935.94	21,375,784.78	12.00	21,375,796.78
104 State Wildlife	7,759,028.50		14,011,489.74	5,232,798.17	16,537,720.07	134,998.73	16,672,718.80
106 Highway Safety	(2,464,570.85)		65,894,532.24	11,016,415.94	52,413,545.45	261,348.92	52,674,894.37
107 Liquor Excise Tax	3,365,776.83		3,226,397.90	55,216.83	6,536,957.90	6,536,957.90
108 Motor Vehicle	198,109,413.36		236,705,544.17	164,596,822.07	270,218,135.46	4,709,833.59	274,927,969.05
109 Puget Sound Ferry Operations	(58,784.74)		27,905,152.90	21,327,711.62	6,518,656.54	152,469.33	6,671,125.87
10A Aquatic Algae Control	360,073.54		39,203.00	16,966.96	382,309.58	382,309.58
10B Home Security Fund	8,802,634.65		1,904,431.99	2,357,199.00	8,349,867.64	71,165.11	8,421,032.75
10G Water Rights Tracking System	710,250.02		838.58	(0.02)	711,088.62	711,088.62

RECEIPTS AND DISBURSEMENTS FOR TREASURY FUNDS

	May 1, 2019		May 2019		May 31, 2019		
	Beginning Book Balance		Plus Receipts	Less Disbursements	Ending Book Balance	Outstanding Warrants	Ending Cash Balance
SPECIAL REVENUE FUNDS (Continued)							
110 Special Wildlife	\$ 7,426,421.95	\$	315,609.78	\$ 135,392.23	\$ 7,606,639.50	\$ 4,277.95	\$ 7,610,917.45
111 Public Service Revolving	16,902,314.45		6,581,582.98	3,691,236.68	19,792,660.75	1,885,362.48	21,678,023.23
113 Common School Construction	48,207,583.47		467,709.71	(1,857,779.91)	50,533,073.09	242.44	50,533,315.53
116 Basic Data	36,057.00		19,449.00	16,608.00	16,608.00
119 Unemployment Compensation Administration	(381,322.11)		10,836,769.11	10,341,096.76	114,350.24	2,196,406.91	2,310,757.15
11B Regional Mobility Grant Program	61,079,984.34		97,472.73	2,753,330.05	58,424,127.02	28,920.00	58,453,047.02
11E Freight Mobility Multimodal	21,135,676.67		(6,315,248.28)	334,871.07	14,485,557.32	14,485,557.32
11H Forest and Fish Support	7,884,041.92		179,304.31	647,303.25	7,416,042.98	42,139.84	7,458,182.82
11K Washington Auto Theft Prevention Authority	987,167.76		522,696.57	383,367.70	1,126,496.63	1,126,496.63
120 Administrative Contingency	21,518,427.66		1,045,073.86	617,125.45	21,946,376.07	21,946,376.07
12C Affordable Housing For All	2,869,021.70		347,621.08	483,303.24	2,733,339.54	7,379.11	2,740,718.65
12M Charitable Organization Education	1,511,332.62		46,700.00	65,000.00	1,493,032.62	1,493,032.62
12T Traumatic Brain Injury	746,092.62		105,111.20	207,962.75	643,241.07	643,241.07
134 Employment Services Administrative	19,199,674.00		3,794,101.75	2,423,887.08	20,569,888.67	1,147.80	20,571,036.47
138 Insurance Commissioner's Regulatory	13,734,756.64		550,873.04	2,739,644.05	11,545,985.63	20,129.04	11,566,114.67
144 Transportation Improvement	10,770,084.19		7,145,807.81	6,177,886.28	11,738,005.72	20,581.60	11,758,587.32
146 Firearms Range	1,401,491.31		39,303.36	25.26	1,440,769.41	1,440,769.41
14A Wildlife Rehabilitation	675,490.95		17,098.85	20,423.66	672,166.14	1,705.21	673,871.35
14G Ballast Water and Biofouling Management	56,500.00		56,500.00	56,500.00
14M Financial Fraud & ID Theft	989,161.35		91,730.00	348,532.45	732,358.90	732,358.90
14R Military Active State Service	162,455.13		162,455.13	162,455.13
14V Ignition Interlock Device	5,187,094.70		340,058.80	262,965.05	5,264,188.45	39,696.31	5,303,884.76
150 Low-Income Weatherization/ Structural Rehabilitation Assistance	1,752,383.83		2,778.33	11,300.52	1,743,861.64	1,743,861.64
153 Rural Mobility Grant Program	9,752,591.86		15,695.56	3,384,842.87	6,383,444.55	6,383,444.55
154 New Motor Vehicle Arbitration	1,204,878.50		60,249.00	58,131.24	1,206,996.26	11,544.38	1,218,540.64
158 Aquatic Land Dredged Material Disposal Site	383,714.33		4.57	(100,191.70)	483,910.60	483,910.60
159 Parks Improvement	1,295,778.97		61,960.90	29,201.96	1,328,537.91	344.60	1,328,882.51
15H Cleanup Settlement	46,194,706.21		73,402.52	859,031.64	45,409,077.09	38,021.36	45,447,098.45
15M Biotoxin	324,982.93		229,074.00	81,230.62	472,826.31	481.05	473,307.36
160 Wood Stove Education and Enforcement	508,574.37		8,787.04	26,302.41	491,059.00	491,059.00
162 Farm Labor Contractor	91,762.63		345.00	92,107.63	92,107.63
167 Natural Resources Conservation Areas Stewardship	318,578.80		4.57	24.00	318,559.37	318,559.37
16A Judicial Stabilization Trust	3,495,605.82		517,003.88	47,577.42	3,965,032.28	179.70	3,965,211.98
16J SR 520 Corridor	90,658,445.80		(495,896.51)	(6,463,529.12)	96,626,078.41	33,000.00	96,659,078.41
16M Appraisal Management Company	424,829.46		2,400.00	(45,747.70)	472,977.16	472,977.16
16P Marine Resources Stewardship Trust	180,735.70		286.46	181,022.16	181,022.16
16W Hospital Safety Net Assessment	129,262,579.51		3,154,756.14	11,573,602.07	120,843,733.58	120,843,733.58
172 Basic Health Plan Trust
173 State Toxics Control	59,508,953.20		4,834,273.95	8,008,193.66	56,335,033.49	70,927.74	56,405,961.23

RECEIPTS AND DISBURSEMENTS FOR TREASURY FUNDS

	May 1, 2019		May 2019		May 31, 2019		
	Beginning Book Balance		Plus Receipts	Less Disbursements	Ending Book Balance	Outstanding Warrants	Ending Cash Balance
SPECIAL REVENUE FUNDS (Continued)							
174 Local Toxics Control	\$ 60,128,244.19	\$	3,129,783.16	\$ 833,787.65	\$ 62,424,239.70	\$ 12.75	\$ 62,424,252.45
176 Water Quality Permit	13,618,875.84		894,012.74	1,758,237.62	12,754,650.96	5,150.40	12,759,801.36
17B Home Visiting Services	(3,100,433.05)		6,621,343.39	1,644,007.85	1,876,902.49	50,344.99	1,927,247.48
17N Complete Streets Grant Program
17P SR520 Civil Penalties	10,287,052.40		7,817.94	(239,580.18)	10,534,450.52	10,534,450.52
17T Health Benefit Exchange	20,292,151.34		258,481.70	(0.14)	20,550,633.18	20,550,633.18
17W Limousine Carriers	109,785.35		1,371.57	111,156.92	111,156.92
182 Underground Storage Tank	805,090.42		214,663.13	16,704.25	1,003,049.30	1,003,049.30
186 County Arterial Preservation	717,340.22		1,139,970.10	1,297,387.28	559,923.04	150.00	560,073.04
18J Capital Vessel Replacement	9,196,766.35		2,020,524.61	(7,805.04)	11,225,096.00	155.39	11,225,251.39
18L Hydraulic Project Approval	600.00		600.00	600.00
199 Biosolids Permit	1,524,862.93		83,797.07	1,441,065.86	1,441,065.86
19A Medicaid Fraud Penalty	3,822,495.22		17,344.48	433,151.80	3,406,687.90	183,341.39	3,590,029.29
19C Forest Practice Application	824,732.92		63.99	30,572.56	794,224.35	1,500.00	795,724.35
19G Environmental Legacy Stewardship	16,698,439.26		6,899,434.27	2,585,837.65	21,012,035.88	146,861.94	21,158,897.82
19T DOL Technology Improvement and Data Management	1,561,369.52		52,108.46	1,613,477.98	1,613,477.98
200 Regional Fisheries Enhancement Salmonid Recovery	(91,696.24)		104,507.90	78,640.98	(65,829.32)	(65,829.32)
201 Department of Licensing Services	2,880,931.74		361,730.62	331,008.82	2,911,653.54	2,877.67	2,914,531.21
202 Medical Test Site Licensure	(297,077.28)		1,542,321.62	70,497.88	1,174,746.46	759.62	1,175,506.08
204 Volunteer Fire Fighters' and Reserve Officers' Administrative	1,516,722.48		8,149,999.89	33,584.72	9,633,137.65	1,049.41	9,634,187.06
207 Hazardous Waste Assistance	948,996.42		140,570.67	264,491.37	825,075.72	179.89	825,255.61
20B Brownfield Redevelopment Trust Fund
20H Connecting Washington	489,663,811.58		(33,492,182.77)	67,813,499.14	388,358,129.67	17,115,184.73	405,473,314.40
20J Electric Vehicle Charging Infrastructure	318,192.57		706.65	1,120.00	317,779.22	317,779.22
20M Puget Sound Taxpayer Accountability		3,939.44	3,939.44	3,939.44
20N Transportation Future Funding Program	2,240,701.68		3,551.44	2,244,253.12	2,244,253.12
20R Radioactive Mixed Waste	4,766,134.93		233.00	671,933.69	4,094,434.24	2,757.77	4,097,192.01
20T PLIA Underground Storage Tank Revolving	23,819,558.64		56,955.04	164,053.56	23,712,460.12	23,712,460.12
20V Economic Gardening Pilot Project
215 Special Category C	3,808,853.26		63,213.11	105,076.74	3,766,989.63	3,766,989.63
216 Air Pollution Control	31,999,172.54		39,754.23	681,843.67	31,357,083.10	3,280.64	31,360,363.74
217 Oil Spill Prevention	3,770,850.27		368,696.67	548,715.98	3,590,830.96	5,891.23	3,596,722.19
218 Multimodal Transportation	180,287,517.48		32,310,600.88	14,631,726.01	197,966,392.35	1,509,115.64	199,475,507.99
21E Concealed Pistol License Renewal	112,001.35		14,705.04	1,434.47	125,271.92	125,271.92
21H Wastewater Treatment Plant Operator Certification	148,384.50		1,423.50	149,808.00	149,808.00
21M Distracted Driving Prevention	14,087.61		6,703.68	20,791.29	20,791.29
21S Aquatic Invasive Species Management	32,328.43		83,606.00	32,406.62	83,527.81	83,527.81
21V Construction Registration Inspection	3,617,525.59		1,286,110.71	888,732.79	4,014,903.51	2,908.10	4,017,811.61
222 Freshwater Aquatic Weeds	860,153.19		98,616.00	29,341.48	929,427.71	929,427.71

RECEIPTS AND DISBURSEMENTS FOR TREASURY FUNDS

	May 1, 2019		May 2019		May 31, 2019			
	Beginning Book Balance		Plus Receipts	Less Disbursements	Ending Book Balance	Outstanding Warrants	Ending Cash Balance	
SPECIAL REVENUE FUNDS (Continued)								
223 State Oil Spill Response	\$ 8,277,167.96	\$	96,645.48	\$	123,373.56	\$ 8,250,439.88	\$ 982.71	\$ 8,251,422.59
22J Abandoned Recreational Vehicle Disposal	57,030.03		135,573.41		251.71	192,351.73		192,351.73
22M Energy Efficiency	9,614,926.62		29,081.21		12,110.84	9,631,896.99		9,631,896.99
22R Internet Consumer Access								
22U Secure Drug Take-Back Program								
22W Public Disclosure Transparency	777,861.36		6,900.00			784,761.36		784,761.36
234 Public Works Administration	13,084,796.35		408,979.89		580,530.94	12,913,245.30	24,798.47	12,938,043.77
235 Youth Tobacco & Vapor Product Prevention	1,744,838.15		144,135.24		103,453.83	1,785,519.56	2,553.77	1,788,073.33
237 Recreation Access Pass	2,530,307.92		439,903.51		550.00	2,969,661.43	330.00	2,969,991.43
23S Puget Sound Gateway Facility								
260 University of Washington Operating Fees	123.54					123.54		123.54
262 Manufactured Home Installation Training	564,398.07		23,500.49		19,598.20	568,300.36		568,300.36
263 Community and Economic Development Fee	4,014,739.54		81,386.16		47,824.38	4,048,301.32		4,048,301.32
267 Recreation Resources	21,310,490.84		820,344.28		559,923.91	21,570,911.21	14,723.90	21,585,635.11
268 Nonhighway and Off-Road Vehicle Activities (NOVA) Program	11,416,624.32		653,125.20		679,513.55	11,390,235.97	55,299.65	11,445,535.62
269 Parks Renewal and Stewardship	24,167,464.36		6,436,745.26		5,926,198.53	24,678,011.09	100,204.04	24,778,215.13
271 Washington State University Operating Fees								
275 Central Washington University Operating Fees								
277 State Agency Parking	275,963.10		11,110.00		14,055.63	273,017.47	210.00	273,227.47
296 Columbia River Basin Water Supply Rev Recovery	5,157,560.17		10,274.56			5,167,834.73		5,167,834.73
315 Dedicated Marijuana Fund	260,792,196.82		33,197,404.70		14,349,757.39	279,639,844.13	10,634.18	279,650,478.31
319 Public Health Supplemental	3,326,053.52		167,015.69		155,803.29	3,337,265.92	513.46	3,337,779.38
404 State Treasurer's Service	24,788,433.32		2,654,481.14		920,607.97	26,522,306.49	26,107.59	26,548,414.08
408 Coastal Protection	1,106,071.25		10,751.43		9,992.85	1,106,829.83		1,106,829.83
441 Local Government Archives	1,868,871.10		395,399.02		592,391.62	1,671,878.50	69,130.44	1,741,008.94
500 Perpetual Surveillance and Maintenance	47,094,819.22		74,633.30			47,169,452.52		47,169,452.52
507 Oyster Reserve Land	465,537.15		8,365.89		21,106.84	452,796.20		452,796.20
511 Tacoma Narrows Toll Bridge	20,306,267.10	(6,978,124.79)		(4,974,925.21)		18,303,067.52	72.69	18,303,140.21
513 Derelict Vessel Removal	829,133.56		147,207.33		2,125.67	974,215.22		974,215.22
532 Washington Housing Trust	10,488,634.32		298,350.64		957,517.46	9,829,467.50	3,521.08	9,832,988.58
535 Alaskan Way Viaduct Replacement Project	36,436,413.81	(1,489,568.51)		4,685,823.83		30,261,021.47	2,452.65	30,263,474.12
549 Election	10,306,942.14		16,471.93		80,970.22	10,242,443.85		10,242,443.85
550 Transportation 2003	(5,131,619.22)	(7,266,178.40)		1,491,939.94		(13,889,737.56)	108.07	(13,889,629.49)
562 Skilled Nursing Facility Safety Net Trust	5,738,322.55		5,554.16		(105,520.68)	5,849,397.39	1,462.50	5,850,859.89
564 Water Pollution Control Revolving Administration	6,833,987.81		895,970.08		105,391.34	7,624,566.55	11,146.19	7,635,712.74
565 Yakima Integrated Plan Implementation Revenue Recovery								
566 Community Forest Trust	102,867.69		165.57		1.00	103,032.26		103,032.26
571 Multiuse Roadway Safety	376,202.99		20,005.20			396,208.19		396,208.19
595 I-405 and SR-167 Express Toll Lanes	51,155,449.07	(191,021.95)		(1,719,935.49)		52,684,362.61		52,684,362.61

RECEIPTS AND DISBURSEMENTS FOR TREASURY FUNDS

	May 1, 2019		May 2019		May 31, 2019		
	Beginning Book Balance		Plus Receipts	Less Disbursements	Ending Book Balance	Outstanding Warrants	Ending Cash Balance
SPECIAL REVENUE FUNDS (Continued)							
600 Department of Retirement Systems Expense	\$ 15,243,301.10	\$	3,698,899.20	\$ 3,349,628.75	\$ 15,592,571.55	\$ 52,383.17	\$ 15,644,954.72
689 Rural Washington Loan	5,596,192.49		8,990.04	5,605,182.53	5,605,182.53
727 Water Pollution Control Revolving	168,629,492.52		13,932,369.97	1,343,009.43	181,218,853.06	181,218,853.06
733 Capitol Campus Reserve
777 Prostitution Prevention and Intervention	125,982.05		2,678.61	128,660.66	128,660.66
785 State Educational Trust Fund	7,249,027.76		26,228.54	20.79	7,275,235.51	20.79	7,275,256.30
818 Youth Athletic Facility	186,413.48		295.46	186,708.94	186,708.94
825 Tobacco Settlement
844 Money-Purchase Retirement Savings Administrative
874 OASI Revolving	213,497.86		38,026.29	12,628.43	238,895.72	2.13	238,897.85
887 Public Facilities Construction Loan Revolving	22,303,218.25		157,005.95	42,114.49	22,418,109.71	211.12	22,418,320.83
888 Deferred Compensation Administrative	1,019,532.90		(68,398.63)	160,539.27	790,595.00	30.24	790,625.24
893 Radiation Perpetual Maintenance	\$348,655.21		552.61	349,207.82	349,207.82
TOTAL SPECIAL REVENUE FUNDS	\$ 4,386,206,882.63	\$	564,568,638.99	\$ 479,476,082.56	\$ 4,471,299,439.06	\$ 31,268,932.25	\$ 4,502,568,371.31
DEBT SERVICE FUNDS							
303 Highway Bond Retirement	\$ 193,038,504.12	\$	61,463,775.65	\$	\$ 254,502,279.77	\$	\$ 254,502,279.77
304 Ferry Bond Retirement	12,753,903.26		1,072,116.54	13,826,019.80	13,826,019.80
305 Transportation Improvement Board Bond Retirement	4,593,950.65		569,311.45	5,163,262.10	5,163,262.10
347 Washington State University Bond Retirement	10,555,430.68		(359,716.73)	(29,781.44)	10,225,495.39	10,225,495.39
348 University of Washington Bond Retirement	17,386,531.78		811,299.91	254,738.07	17,943,093.62	17,943,093.62
380 Debt-Limit General Fund Bond Retirement
381 Debt-Limit Reimbursable Bond Retirement
382 Nondebt-Limit General Fund Bond Retirement
383 Nondebt-Limit Reimbursable Bond Retirement
384 Nondebt-Limit Proprietary Appropriated Bond Retirement
385 Nondebt-Limit Proprietary Nonappropriated Bond Retirement
386 Nondebt-Limit Revenue Bond Retirement
389 Toll Facility Bond Retirement	\$34,612,287.17		47,723.14	34,660,010.31	34,660,010.31
TOTAL DEBT SERVICE FUNDS	\$ 272,940,607.66	\$	63,604,509.96	\$ 224,956.63	\$ 336,320,160.99	\$	\$ 336,320,160.99
CAPITAL PROJECTS FUNDS							
01L Higher Education Construction	\$	\$	\$	\$	\$	\$
036 Capitol Building Construction	5,239,602.63		8,112.20	(1,118,873.27)	6,366,588.10	6,366,588.10
056 State Higher Education Construction	2,401.26		3.81	2,405.07	2,405.07
057 State Building Construction	345,239,020.90		1,083,939.95	117,963,092.39	228,359,868.46	6,461,271.17	234,821,139.63
060 Community and Technical College Capital Projects	14,847,729.26		6,452,826.24	3,608,660.09	17,691,895.41	17,691,895.41
061 Eastern Washington University Capital Projects	4,155,646.37		373,280.06	455,008.45	4,073,917.98	4,073,917.98
062 Washington State University Building	548,034.77		2,576,483.05	2,060,514.89	1,064,002.93	1,064,002.93
063 Central Washington University Capital Projects	5,503,747.52		119,588.58	1,494,185.31	4,129,150.79	4,129,150.79

RECEIPTS AND DISBURSEMENTS FOR TREASURY FUNDS

	May 1, 2019		May 2019		May 31, 2019		
	Beginning Book Balance		Plus Receipts	Less Disbursements	Ending Book Balance	Outstanding Warrants	Ending Cash Balance
CAPITAL PROJECTS FUNDS (Continued)							
064 University of Washington Building	\$ 6,588,299.24	\$ 17,736,831.92	\$ 3,073,332.29	\$ 21,251,798.87	\$	\$ 21,251,798.87	
065 Western Washington University Capital Projects	5,730,895.88	1,488,216.70	461,241.07	6,757,871.51	6,757,871.51	
066 The Evergreen State College Capital Projects	3,025,464.76	115,583.19	414,724.03	2,726,323.92	2,726,323.92	
075 State Social and Health Services Construction	5,371.39	5,371.39	5,371.39	
18B Columbia River Basin Tax Bond Water Supply Development	1,216,477.22	1,928.07	1,218,405.29	1,218,405.29	
245 Public Safety Reimbursable Bond	4.12	4.12	4.12	
246 Community and Technical College Forest Reserve	3,250,330.52	4.57	3,250,335.09	3,250,335.09	
289 Thurston County Capital Facilities	5,882,987.89	347,691.05	325,208.11	5,905,470.83	5,905,470.83	
357 Gardner-Evans Higher Education Construction	45,698.05	45,698.05	45,698.05	
364 Military Department Capital	\$1,725,597.35	1,725,597.35	1,725,597.35	
TOTAL CAPITAL PROJECTS FUNDS	\$ 403,007,309.13	\$ 30,304,489.39	\$ 128,737,093.36	\$ 304,574,705.16	\$ 6,461,271.17	\$ 311,035,976.33	
PERMANENT FUNDS							
04B Natural Resources Real Property Replacement	\$ 9,198,313.71	\$ 14,611.00	\$	\$ 9,212,924.71	\$	\$ 9,212,924.71	
601 Agricultural Permanent	530,762.31	430,468.67	100,293.64	100,293.64	
603 Millersylvania Park Trust	5,593.28	8.87	5,602.15	5,602.15	
604 Normal School Permanent	381,635.38	145,925.68	235,709.70	235,709.70	
605 Permanent Common School	59,336.98	136,585.76	128,032.15	67,890.59	67,890.59	
606 Scientific Permanent	160,476.12	(7,596.64)	168,072.76	168,072.76	
607 State University Permanent	400,970.77	241,731.93	159,238.84	159,238.84	
851 Developmental Disabilities Community Trust	\$2,541,514.71	3,289.19	2,544,803.90	2,544,803.90	
TOTAL PERMANENT FUNDS	\$ 13,278,603.26	\$ 154,494.82	\$ 938,561.79	\$ 12,494,536.29	\$	\$ 12,494,536.29	
ENTERPRISE FUNDS							
401 Correctional Industries	\$ 2,867,976.69	\$ 8,613,640.02	\$ 10,435,855.85	\$ 1,045,760.86	\$ 265,794.94	\$ 1,311,555.80	
407 Secretary of State's Revolving	8,494,507.25	672,171.07	794,797.21	8,371,881.11	8,371,881.11	
578 Lottery Administrative	735,841.28	851,200.00	1,147,805.41	439,235.87	8,519.32	447,755.19	
608 Accident	15,133,449.98	185,364,047.23	199,060,189.91	1,437,307.30	11,516,192.79	12,953,500.09	
609 Medical Aid	10,051,614.06	152,571,299.09	162,259,576.47	363,336.68	3,025,061.53	3,388,398.21	
610 Accident Reserve	141,376.81	69,993,076.74	69,486,993.07	647,460.48	701,046.91	1,348,507.39	
881 Supplemental Pension	7,007,836.02	127,174,259.91	133,953,671.64	228,424.29	1,835,016.36	2,063,440.65	
883 Second Injury	\$38,593,977.64	5,659,396.15	158,135.10	44,095,238.69	36,752.82	44,131,991.51	
TOTAL ENTERPRISE FUNDS	\$ 83,026,579.73	\$ 550,899,090.21	\$ 577,297,024.66	\$ 56,628,645.28	\$ 17,388,384.67	\$ 74,017,029.95	
INTERNAL SERVICE FUNDS							
006 Public Records Efficiency, Preservation & Access	\$ 2,428,195.49	\$ 257,972.63	\$ 299,279.96	\$ 2,386,888.16	\$	\$ 2,386,888.16	
405 Legal Services Revolving	8,966,174.88	11,958,894.56	12,958,482.55	7,966,586.89	105,734.90	8,072,321.79	
410 Transportation Equipment	14,123,058.66	1,249,720.77	4,625,860.23	10,746,919.20	6,648.23	10,753,567.43	
415 Personnel Service	2,974,114.29	322,531.66	593,813.75	2,702,832.20	249.60	2,703,081.80	
418 State Health Care Authority Administrative	3,130,633.51	492.72	1,043,043.69	2,088,082.54	118.72	2,088,201.26	

RECEIPTS AND DISBURSEMENTS FOR TREASURER'S TRUST FUNDS

	May 1, 2019		May 2019		May 31, 2019		
	Beginning Book Balance		Plus Receipts	Less Disbursements	Ending Book Balance	Outstanding Warrants	Ending Cash Balance
INTERNAL SERVICE FUNDS (Continued)							
455 Higher Education Personnel Service	\$ 690,504.34	\$	94,575.81	\$ 186,730.09	\$ 598,350.06	\$ 82.20	\$ 598,432.26
468 OFM Central Service	212,531.11		506,370.71	879,396.84	(160,495.02)	(160,495.02)
483 Auditing Services Revolving	(174,788.84)		364,566.16	576,422.54	(386,645.22)	1,734.62	(384,910.60)
484 Administrative Hearings Revolving	(987,980.31)		1,273,716.54	1,842,284.73	(1,556,548.50)	3,576.22	(1,552,972.28)
492 School Employees' Insurance Administrative	\$15,514,283.57		291.37	2,084,910.50	13,429,664.44	13,429,664.44
TOTAL INTERNAL SERVICE FUNDS	\$ 46,876,726.70	\$	16,029,132.93	\$ 25,090,224.88	\$ 37,815,634.75	\$ 118,144.49	\$ 37,933,779.24
PENSION TRUST FUNDS							
614 Volunteer Firefighters' Relief and Pension Principal	\$ 14,422,227.05	\$	547,642.59	\$ 1,099,848.68	\$ 13,870,020.96	\$ 61,398.50	\$ 13,931,419.46
615 State Patrol - Plan1	926,373.16		6,814,086.30	6,795,417.27	945,042.19	47,157.24	992,199.43
616 Judges' Retirement	1,027,511.29		1,646.05	27,336.20	1,001,821.14	1,001,821.14
630 State Patrol - Plan 2	414,132.84		1,078,247.18	1,109,018.02	383,362.00	383,362.00
631 Public Employees' Retirement System Plan 1	8,992,790.78		163,760,042.56	163,844,418.78	8,908,414.56	1,687,862.93	10,596,277.49
632 Teachers' Retirement System Plan 1	6,813,704.01		121,800,298.68	121,820,776.33	6,793,226.36	968,510.06	7,761,736.42
633 School Employees' Retirement System Combined Plan 2 & 3	5,360,082.79		55,942,961.27	54,616,049.61	6,686,994.45	423,946.95	7,110,941.40
635 Public Safety Employees Retirement System Plan 2	439,100.56		8,684,535.89	8,713,629.57	410,006.88	6,447.87	416,454.75
641 Public Employees' Retirement System Combined Plan 2 & 3	13,258,329.01		290,865,758.56	291,547,627.51	12,576,460.06	1,422,645.12	13,999,105.18
642 Teachers' Retirement System Combined Plan 2 and 3	16,482,908.14		164,573,105.72	161,222,899.47	19,833,114.39	248,672.23	20,081,786.62
722 Deferred Compensation Principal	3,476,067.00		45,716,330.60	45,633,481.56	3,558,916.04	32.30	3,558,948.34
729 Judicial Retirement Principal	9,668.29		2,540.59	2,523.88	9,685.00	9,685.00
819 LEOFF Plan 1 Retirement	2,774,040.36		31,445,824.37	31,480,325.43	2,739,539.30	444,407.00	3,183,946.30
829 LEOFF Plan 2 Retirement	4,308,358.54		59,472,612.32	59,463,460.57	4,317,510.29	242,805.53	4,560,315.82
882 Washington Judicial Retirement System	\$9,835,502.25		16,087.51	654,149.94	9,197,439.82	9,197,439.82
TOTAL PENSION TRUST FUNDS	\$ 88,540,796.07	\$	950,721,720.19	\$ 948,030,962.82	\$ 91,231,553.44	\$ 5,553,885.73	\$ 96,785,439.17
AGENCY FUNDS							
01P Suspense	\$ 127,638,547.03	\$	2,045,676,168.28	\$ 2,045,813,124.27	\$ 127,501,591.04	\$ 296,263.15	\$ 127,797,854.19
01R Undistributed Receipts	1,291,960.18		(1,370,908.38)	(78,948.20)	(78,948.20)
01T Local Leasehold Excise Tax	1,759,872.22		(5,694,200.49)	7,454,072.71	7,454,072.71
034 Local Sales and Use Tax
035 State Payroll Revolving	6,154,913.29		506,295,991.79	496,449,060.61	16,001,844.47	1,542,515.65	17,544,360.12
768 Local Real Estate Excise Tax
795 State Investment Board Commingled Monthly Bond
865 State Investment Board Commingled Trust		7,711.91	7,711.91
877 OASI Contribution
TOTAL AGENCY FUNDS	\$ 136,845,292.72	\$	2,550,608,963.60	\$ 2,536,575,696.30	\$ 150,878,560.02	\$ 1,838,778.80	\$ 152,717,338.82
TOTAL TREASURY FUNDS	\$ \$5,995,944,303.59	\$	9,043,806,898.69	\$ 7,994,186,412.89	\$ 7,045,564,789.39	\$ 103,607,739.64	\$ 7,149,172,529.03

RECEIPTS AND DISBURSEMENTS FOR TREASURER'S TRUST FUNDS

	May 1, 2019		May 2019		May 31, 2019	
	Beginning Book Balance	Plus Receipts	Less Disbursements	Ending Book Balance	Outstanding Warrants	Ending Cash Balance
GENERAL FUND						
06N Local Tax Administration	\$	\$	\$	\$	\$	\$
07F Commercial Fisheries Buyback
08B Foster Care Endowed Scholarship Trust	15,930.60	25.25	15,955.85	15,955.85
08E Individual Development Account Program	1,993.26	3.16	1,996.42	1,996.42
08N State Financial Aid	29,414,403.57	12,297,657.94	30,093,262.00	11,618,799.51	27,717.83	11,646,517.34
08T Transportation Innovative Partnership
10V Invasive Species Council
11M Poet Laureate	115.55	115.55	115.55
11R Hospital Infection Control Grant
12L Outdoor Education and Recreation Prog	1,205,698.47	285,309.19	920,389.28	920,389.28
12P Geoduck Aquaculture Research	117,630.67	7,728.61	109,902.06	109,902.06
131 Fair	221,337.33	2,966.39	5,592.86	218,710.86	49,033.28	267,744.14
14N Legislative Oral History	58,650.20	58,650.20	58,650.20
14P Skeletal Human Remains Assistance	291,342.30	291,342.30	291,342.30
15B Food Animal Vet Scholarship
15N Business Assistance
16F Washington State Flag	410.96	410.96	410.96
16K Mortgage Recovery
16R Multiagency Permitting Team	95,109.83	150.74	95,260.57	95,260.57
17R Aerospace Training Student Loan	991,836.21	14,009.29	26,389.59	979,455.91	979,455.91
18C Native Education Public-Private Partnership
18F High School Completion
18G Opportunity Scholarship Match Transfer	5,261,706.66	1,668,256.88	3,593,449.78	3,593,449.78
18K 24/7 Sobriety	6,367.22	590.51	6,957.73	6,957.73
18V Science, Technology, Engineering and Math Education Lighthouse
19J Universal Communications Services	6,600,756.21	6,234.89	6,594,521.32	6,594,521.32
19V Andy Hill Cancer Research Endowment Fund Match Transfer	261,858.42	84,750.33	177,108.09	177,108.09
20L Early Start
21J Gina Grant Bull Memorial Legislative Page Scholarship	34,470.43	1,056.81	(800.00)	36,327.24	36,327.24
21K Skilled Worker Awareness Grant Program	164,644.16	6,639.15	158,005.01	158,005.01
21L Low-Income Home Rehab Revolving Loan Program
21T Suicide-Safer Homes Project	0.01	0.01	0.01
22A State Agency Office Relocation Pool	3,092,036.08	225,212.74	2,866,823.34	2,866,823.34
22B Highway Worker Memorial Scholarship
22S Landlord Mitigation Program	436,753.87	116,683.48	156,229.90	397,207.45	35,859.79	433,067.24
22V Medical Student Loan
23B Rural Jobs Program Match Transfer
23E Washington History Day	40,027.92	63.44	40,091.36	40,091.36
23F Open Educational Resources

RECEIPTS AND DISBURSEMENTS FOR TREASURER'S TRUST FUNDS

	May 1, 2019	May 2019		May 31, 2019		
	Beginning Book Balance	Plus Receipts	Less Disbursements	Ending Book Balance	Outstanding Warrants	Ending Cash Balance
GENERAL FUND (Continued)						
290 Savings Incentive	\$ 2,209,791.28	\$	\$ 30,417.48	\$ 2,179,373.80	\$ 1,275.00	\$ 2,180,648.80
447 Information Technology Investment Revolving	12,003,209.91	1,252,905.66	10,750,304.25	2,230.92	10,752,535.17
473 School Employees Insurance Reserve
474 School Employees Flexible & Dependent Care Administration
475 School Employees Dental Benefits Administration
490 Regional Transportation Investment District
493 School Employees' Insurance
494 School Employees' Benefits Board Administration
514 Agricultural Conservation Easements
534 Washington Graduate Fellowship Trust	489.80	489.80	489.80
551 Washington Youth and Families	124,634.31	124,634.31	124,634.31
552 Conservation Assistance Revolving	392,730.05	392,730.05	392,730.05
646 Higher Ed Retirement Plan Supplemental Benefit	16,022.94	1,230,512.24	1,230,033.00	16,502.18	16,502.18
653 Washington Distinguished Professorship Trust
743 College Faculty Awards Trust	186.14	186.14	186.14
747 Health Professional Loan Repayment & Scholarship Program	9,128,736.00	15,297.37	651,572.66	8,492,460.71	35,813.61	8,528,274.32
748 Higher Education Coord. Board for Innovation and Quality
781 Cross-State Trail	473.10	473.10	473.10
793 Health Insurance Pool
817 Stadium and Exhibition Center Construction
835 Four Year Student Child Care in Higher Education	67,967.80	20,237.78	47,730.02	47,730.02
837 Washington's Promise Scholarship	\$8.29	(8.29)
TOTAL GENERAL FUND	\$ 72,257,329.55	\$ 13,679,008.33	\$ 35,749,972.72	\$ 50,186,365.16	\$ 151,930.43	\$ 50,338,295.59
SPECIAL REVENUE FUNDS						
01F Crime Victims' Compensation	\$ 3,717,646.60	\$ 326,848.90	\$ 1,063,038.25	\$ 2,981,457.25	\$	\$ 2,981,457.25
025 Pilotage	449,619.03	114,845.71	104,284.06	460,180.68	400.00	460,580.68
03K Industrial Insurance Premium Refund	4,169,761.91	6,578.29	113,223.57	4,063,116.63	6,558.70	4,069,675.33
04F Real Estate Education Program	659,012.62	1,145.46	53.62	660,104.46	660,104.46
06H Oral History, State Library, and Archives	(124,772.92)	207,576.16	37,902.82	44,900.42	44,900.42
06J Securities Prosecution	550,614.45	6,725.00	76.66	557,262.79	15.33	557,278.12
07A Mortgage Lending Fraud Prosecution	150,288.12	24,605.65	174,893.77	174,893.77
07B Organ and Tissue Donation Awareness	179,506.57	37,467.16	216,973.73	216,973.73
07E Contract Harvesting Revolving	6,447,429.46	24,803.42	(2,234,633.52)	8,706,866.40	223,145.99	8,930,012.39
07J "Helping Kids Speak"	3,672.67	2,725.35	2,578.33	3,819.69	3,819.69
07K Special License Plate Applicant Trust	12,206.00	12,206.00	12,206.00
07L Legislative International Trade	299.15	299.15	299.15
07N Produce Railcar Pool	49.26	0.08	49.34	49.34
07T Commemorative Works	3,369.65	5.34	3,374.99	3,374.99

RECEIPTS AND DISBURSEMENTS FOR TREASURER'S TRUST FUNDS

	May 1, 2019		May 2019		May 31, 2019		
	Beginning Book Balance		Plus Receipts	Less Disbursements	Ending Book Balance	Outstanding Warrants	Ending Cash Balance
SPECIAL REVENUE FUNDS (Continued)							
07V Fish and Wildlife Enforcement Reward	\$ 780,274.63	\$	21,649.52	\$ 15,945.76	\$ 785,978.39	\$ 2,141.47	\$ 788,119.86
08C Gonzaga University Alumni Association	7,080.38		4,204.67	4,911.68	6,373.37	14.00	6,387.37
08F Lighthouse Environmental Programs	14,690.78		8,290.35	9,576.14	13,404.99		13,404.99
08G Flexible Spending Administrative	2,526,201.40		12,445.65	47,371.43	2,491,275.62		2,491,275.62
08J Prescription Drug Consortium	42,947.77				42,947.77		42,947.77
08L "Ski & Ride Washington"	3,374.23		2,732.34	2,804.67	3,301.90		3,301.90
08P State Parks Education and Enhancement	414,500.31		13,692.00	34,121.27	394,071.04		394,071.04
08V Veterans Stewardship	2,111,375.54		58,776.48	34,845.80	2,135,306.22	1,499.98	2,136,806.20
08W "Washington's National Park Fund"	25,475.23		18,655.01	20,416.66	23,713.58		23,713.58
098 Eastern Washington Pheasant Enhancement	216,685.29		69,910.72	1.34	286,594.67	1.34	286,596.01
09A We Love Our Pets	13,290.58		5,322.34	5,726.01	12,886.91		12,886.91
09B Boating Safety Education Certification	602,442.95		32,555.00	5,338.73	629,659.22	140.00	629,799.22
09J Washington Coastal Crab Pot Buoy Tag	247,772.31		15,450.05		263,222.36		263,222.36
09K Life Sciences Discovery	120,785.84		241.98		121,027.82		121,027.82
09L Nursing Resource Center	210,635.93		57,860.00	139,690.49	128,805.44	265.00	129,070.44
10F "Share the Road"	19,830.05		7,506.33	9,016.01	18,320.37		18,320.37
11A Employment Training Finance	263,193.54		44,487.72	12,675.00	295,006.26		295,006.26
11J Electronic Products Recycling	719,941.17			24,698.35	695,242.82		695,242.82
11P Large On-Site Sewage Systems							
11V Veteran Estate Management	39,276.56		28,792.10	24,548.59	43,520.07	916.50	44,436.57
126 Agricultural Local	17,508,698.34		2,037,903.69	2,941,711.61	16,604,890.42	30,367.01	16,635,257.43
128 Grain Inspection Revolving	3,357,003.47		1,861,436.01	1,323,591.74	3,894,847.74	3,011.30	3,897,859.04
12E Assisted Living Facility Management	331,622.33			(3,874.52)	335,496.85		335,496.85
12F Manufactured/Mobile Home Dispute Resol	2,608,385.41		46,055.75	48,500.40	2,605,940.76	118.85	2,606,059.61
12G Rockfish Research	325,797.45		42,979.50	27,338.05	341,438.90	2.00	341,440.90
12H Uniformed Service Shared Leave Pool	860,778.97			6,113.30	854,665.67		854,665.67
12N Get Ready For Math & Science Schlarshp	96,343.97		18,140.49		114,484.46		114,484.46
133 Children's Trust	453,848.00		3,645.25	779.50	456,713.75		456,713.75
14E Washington State Heritage Center	3,117,062.59		419,716.82	444,942.92	3,091,836.49	2,782.10	3,094,618.59
14W Reduced Cigarette Ignition Propensity	595,662.85		3,692.11	481.95	598,873.01		598,873.01
15A Transitional Housing Oper & Rent	0.41				0.41		0.41
15T Broadband Mapping							
15V Funeral and Cemetery	983,658.03		26,290.29	145,035.84	864,912.48		864,912.48
15W Guaranteed Asset Protection Waiver	19,000.00		500.00		19,500.00		19,500.00
163 Worker and Community Right to Know	1,480,887.81		1,000.96	233,145.79	1,248,742.98	2,787.58	1,251,530.56
169 Horse Racing Commission Operating	846,760.21		250,768.83	165,957.88	931,571.16	76.63	931,647.79
16B Landscape Architects' License	371,543.41		24,250.00	65,199.40	330,594.01	83.52	330,677.53
16E Spec Forest Products Outreach/Education	12,800.77				12,800.77		12,800.77
16G Universal Vaccine Purchase	5,732,860.52		6,259,643.22	4,403,998.68	7,588,505.06	1,096,080.00	8,684,585.06

RECEIPTS AND DISBURSEMENTS FOR TREASURER'S TRUST FUNDS

	May 1, 2019		May 2019		May 31, 2019		
	Beginning Book Balance		Plus Receipts	Less Disbursements	Ending Book Balance	Outstanding Warrants	Ending Cash Balance
SPECIAL REVENUE FUNDS (Continued)							
16H Columbia River Salmon/Steelhead Endorsement	\$ 319,669.09	\$	274,432.50	\$ 92,399.59	\$ 501,702.00	\$ 7.50	\$ 501,709.50
16L Accessible Communities	565,334.74		12,447.45	69,877.75	507,904.44		507,904.44
16N Disabled Veterans Assistance							
16T Product Stewardship Programs	307,760.68			10,775.48	296,985.20		296,985.20
17L Foreclosure Fairness	785,685.40		208,715.00	373,140.44	621,259.96	28.00	621,287.96
17M Individual-Based/Portable Background Check Clearance	61,282.68		36,435.00	47,022.65	50,695.03	564.00	51,259.03
17V Volunteer Firefighters	8,031.33		3,383.34	5,040.00	6,374.67		6,374.67
180 Local Government Administrative Hearings	268,747.35			189.06	268,558.29		268,558.29
189 Clarke-McNary							
18A Investing In Innovation	34,347.09				34,347.09		34,347.09
18E Educator Certification Processing	2,447,120.01		293,048.60	174,285.96	2,565,882.65	1,459.27	2,567,341.92
18M Music Matters Awareness	8,759.32		5,725.98	6,799.33	7,685.97		7,685.97
18N Damage Prevention	140,971.00		9,200.00	30,800.00	119,371.00		119,371.00
18R Seattle Sounders FC	8,517.61		4,699.33	6,071.34	7,145.60		7,145.60
190 Forest Fire Protection Assessment	6,405,358.10		210.94	(2,132,536.20)	8,538,105.24	9,181.63	8,547,286.87
193 State Forest Nursery Revolving	951,986.08		397.66	(705,382.49)	1,657,766.23	2,966.27	1,660,732.50
195 Energy	214.66		0.34	1,065.21	(850.21)		(850.21)
197 Statute Law Committee Publications	850,464.77		413.87	2,064.71	848,813.93	58.64	848,872.57
198 Access Road Revolving	8,416,727.94		1,316.40	(85,868.86)	8,503,913.20	54,802.73	8,558,715.93
19B School for the Blind	1,949,374.10		347,061.20	161,879.65	2,134,555.65	687.86	2,135,243.51
19E 4-H Program	419.00		392.00	504.00	307.00		307.00
19F Seattle Seahawks	120,916.42		39,349.35	32,102.00	128,163.77		128,163.77
19H Center for Childhood Deafness and Hearing Loss	223,379.51		100,056.29		323,435.80		323,435.80
19M Seattle University	29,458.33		420.00		29,878.33		29,878.33
19P Child Rescue	22,797.00		1,038.66		23,835.66		23,835.66
19R Residential Services and Support	49,276.38			(1,034.19)	50,310.57		50,310.57
19W Wolf-Livestock Conflict	311,561.63				311,561.63		311,561.63
205 Mobile Home Park Relocation	1,703,858.52		42,883.35	15,171.77	1,731,570.10		1,731,570.10
206 Cost of Supervision	597,240.63		153,194.26	136,825.88	613,609.01	384.00	613,993.01
209 Regional Fisheries Enhancement Group	1,710,869.12		131,179.35	22,388.45	1,819,660.02	210.23	1,819,870.25
20A State Flower	2,879.33		2,655.33	2,340.33	3,194.33		3,194.33
20D CPA Scholarship Transfer	225,000.00				225,000.00		225,000.00
20E WA Internet Crimes Against Children	1,927,000.00			425,000.00	1,502,000.00		1,502,000.00
20G Washington Farmers and Ranchers	896.00		196.00	252.00	840.00	676.67	1,516.67
20K Licensing & Enforcement System Modernization	1,199,599.68		200.00	(0.02)	1,199,799.70	(0.01)	1,199,799.69
20P Nursing Facility Quality Enhancement	2,397,680.61				2,397,680.61		2,397,680.61
20W Washington Tennis	3,425.33		168.00		3,593.33		3,593.33
210 Fire Protection Contractor License	599,630.11		2,123.97	49,488.05	552,266.03	48.00	552,314.03
213 Veterans' Emblem	36,709.94		364.00		37,073.94		37,073.94

RECEIPTS AND DISBURSEMENTS FOR TREASURER'S TRUST FUNDS

	May 1, 2019		May 2019		May 31, 2019		
	Beginning Book Balance		Plus Receipts	Less Disbursements	Ending Book Balance	Outstanding Warrants	Ending Cash Balance
SPECIAL REVENUE FUNDS (Continued)							
214 Temporary Worker Housing	\$ 334,365.02	\$	1,082.00	\$ 9,428.00	\$ 326,019.02	\$ 138.16	\$ 326,157.18
219 Air Operating Permit	2,420,068.07		35.00	81,538.06	2,338,565.01	2.90	2,338,567.91
21A Washington State Wrestling	553.00		672.00	553.00	672.00	672.00
21C Washington Sexual Assault Kit	1,359,316.17		2,278.55	5,433.06	1,356,161.66	1,356,161.66
21F Fred Hutch	336.00		606.67	336.00	606.67	606.67
21G Washington State Aviation	44,320.01		2,869.99	47,190.00	47,190.00
21N NE WA Wolf-Livestock Management	21,822.86		34.59	(50,753.49)	72,610.94	72,610.94
21Q Forest Health Revolving	13,006,371.07		22,346.85	414,946.73	12,613,771.19	127,946.00	12,741,717.19
21U Veteran's In-State Service Shared Leave Pool	80,386.73	1,068.72	79,318.01	79,318.01
21W K-12 Criminal Background Check	250,271.34		43,691.75	117,569.73	176,393.36	43.00	176,436.36
225 Fingerprint Identification	3,743,039.60		885,671.48	818,140.98	3,810,570.10	15,914.08	3,826,484.18
22G Photovoltaic Module Recycling
22H Foster Parent Shared Leave Pool	41,629.56	1,127.96	40,501.60	40,501.60
22K Watershed Restoration Enhancement	51,100.00	51,100.00	51,100.00
22L Public Use General Aviation Airport Loan Revolving	5,000,023.29	5,000,023.29	5,000,023.29
22N Fish and Wildlife Federal Lands Revolving
22P Natural Resources Federal Lands Revolving	187,294.34		282.61	(26,483.80)	214,060.75	214,060.75
22Q Seattle Mariners	7,723.33		2,478.01	10,201.34	10,201.34
23A Student Loan Advocate
23C Department of Licensing Tuition Recovery	15,343.18		6,794.11	300.00	21,837.29	21,837.29
23D Student Achievement Council Tuition Recovery Trust
24G Hemp Regulatory
259 Coastal Crab	111,100.22		500.00	347.64	111,252.58	111,252.58
274 Adult Family Home	792,078.66	(6,742.84)	798,821.50	798,821.50
281 Impaired Driving Safety	21,616.03		168,966.00	756.00	189,826.03	472.50	190,298.53
283 Juvenile Accountability Incentive	85,551.47		135.60	85,687.07	85,687.07
294 Sea Cucumber Dive Fishery	(3,016.23)	(3,016.23)	(3,016.23)
295 Sea Urchin Dive Fishery	(8.23)	(8.23)	(8.23)
297 Pipeline Safety	3,274,061.66		983,693.46	214,300.47	4,043,454.65	4,043,454.65
298 Geologists'	478,737.75		25,220.00	77,685.67	426,272.08	418.20	426,690.28
300 Financial Services Regulation	25,895,720.67		1,144,556.95	2,502,970.68	24,537,306.94	28,570.17	24,565,877.11
320 Puget Sound Crab Pot Buoy Tag	56,120.58	12.99	56,107.59	56,107.59
328 Crim Justice Training Commis Firing Range Maintenance	115,439.00	115,439.00	115,439.00
416 Surplus and Donated Food Commodities Revolving	3,060,953.22		1,621,081.19	299,129.47	4,382,904.94	235.83	4,383,140.77
424 Anti-Trust Revolving	487,295.99		1,000,000.00	231,296.96	1,255,999.03	498.28	1,256,497.31
480 Financial Education Public-Private Partnership	72,007.94	(9,064.81)	81,072.75	81,072.75
485 Horse Racing Owners' Bonus/Breeder Awards	81,148.50		106,131.42	187,279.92	1,862.63	189,142.55
495 Toll Collection	22,215,376.78		18,508,800.77	17,814,921.43	22,909,256.12	36,730.03	22,945,986.15
496 Future Teachers Conditional Scholarship	3,549,328.20		20,399.41	37,772.07	3,531,955.54	251.78	3,532,207.32

RECEIPTS AND DISBURSEMENTS FOR TREASURER'S TRUST FUNDS

	May 1, 2019		May 2019		May 31, 2019		
	Beginning Book Balance		Plus Receipts	Less Disbursements	Ending Book Balance	Outstanding Warrants	Ending Cash Balance
SPECIAL REVENUE FUNDS (Continued)							
497 Horse Racing Commission Class C Purse Fund	\$ 19,094.71	\$	9,602.20	\$	\$ 28,696.91	\$	\$ 28,696.91
498 Washington State Council of Fire Fighters Benevolent	18,777.04		14,511.02	12,966.34	20,321.72	20,321.72
499 Law Enforcement Memorial	58,432.02		30,454.67	33,819.30	55,067.39	55,067.39
501 Liquor Revolving	21,970,582.32		18,437,759.84	3,723,110.84	36,685,231.32	126,427.98	36,811,659.30
503 Tuition Recovery	3,902,876.41		39,478.31	13,250.86	3,929,103.86	245.00	3,929,348.86
515 DNA Data Base	490,838.99		42,415.10	246.80	533,007.29	533,007.29
516 Fruit and Vegetable Inspection	8,516,826.33		1,287,078.41	1,374,242.15	8,429,662.59	10,695.47	8,440,358.06
536 Federal Food Service Revolving	2,338,367.27		4,844,159.31	4,816,020.04	2,366,506.54	79,045.62	2,445,552.16
553 Performance Audits of Government	6,551,792.03		1,658,902.40	2,123,959.33	6,086,735.10	10,217.43	6,096,952.53
561 Community Technical College Innovation	5,255,669.73		1,087,243.21	4,304,287.37	2,038,625.57	2,038,625.57
687 Rural Rehabilitation	143,428.83		227.30	143,656.13	143,656.13
688 Federal Local Rail Service Assistance	80,222.18		118.59	80,340.77	80,340.77
731 Child Care Facility Revolving	1,501,587.21		5,622.26	1,507,209.47	1,507,209.47
732 Nursing Home Civil Penalties	2,719,715.66		(37,010.36)	2,756,726.02	2,756,726.02
746 Hanford Area Economic Investment	47,158.92		18,382.05	65,540.97	65,540.97
749 Governor's Interagency Committee of State Employed Women	90,383.66		250.00	1,591.82	89,041.84	89,041.84
761 Basic Health Plan Subscription	250,744.09		250,744.09	250,744.09
763 Center for the Improvement of Student Learning	35,600.68		35,600.68	35,600.68
773 Commission on Higher Ed Prof Student Ex Program	51,200.00		51,200.00	51,200.00
774 University of Washington License Plate	258,181.12		26,168.34	284,349.46	284,349.46
776 Washington State University License Plate	65,251.69		59,311.02	65,251.69	59,311.02	59,311.02
778 Western Washington University License Plate	784.00		1,495.67	2,279.67	2,279.67
779 Eastern Washington University License Plate	54,316.42		4,624.67	58,941.09	58,941.09
780 School Zone Safety Account	1,570,812.70		37,803.63	76,319.80	1,532,296.53	13,076.55	1,545,373.08
783 Central Washington University License Plate	17,311.00		1,640.33	18,951.33	18,951.33
784 Miscellaneous Transportation Programs	(6,796,954.00)		15,474,310.91	12,290,546.94	(3,613,190.03)	472,050.88	(3,141,139.15)
786 The Evergreen State College License Plate	8,391.71		427.00	8,818.71	8,818.71
789 Advanced Environmental Mitigation Revolving	863,088.88		6,400.97	869,489.85	869,489.85
816 Stadium and Exhibition Center	42,587,295.22		4,419,527.19	47,006,822.41	47,006,822.41
821 Impaired Physician	334,980.17		184,700.00	321,810.39	197,869.78	300.00	198,169.78
823 Livestock Nutrient Management	35,281.97		400.00	1,763.25	33,918.72	33,918.72
833 Developmental Disabilities Endowment Trust	1,637,445.81		324,521.49	156,242.61	1,805,724.69	1,805,724.69
834 Capitol Furnishings Preservation Committee	21,603.93		21,603.93	21,603.93
878 Federal Forest Revolving	33.06		930,837.54	925,654.49	5,216.11	5,216.11
880 Advance Right-of-Way Revolving	25,273,207.13		420,322.22	5,904.37	25,687,624.98	348.75	25,687,973.73
884 Gambling Revolving	8,582,986.43		1,352,726.23	1,267,937.00	8,667,775.66	21,042.27	8,688,817.93
885 Plumbing Certificate	1,136,787.49		88,060.52	72,828.02	1,152,019.99	57.80	1,152,077.79
892 Pressure Systems Safety	\$626,250.39		179,850.47	201,694.88	604,405.98	102.90	604,508.88
TOTAL SPECIAL REVENUE FUNDS	\$ 315,171,970.07	\$	89,361,291.15	\$ 62,310,824.76	\$ 342,222,436.46	\$ 2,388,176.30	\$ 344,610,612.76

RECEIPTS AND DISBURSEMENTS FOR TREASURER'S TRUST FUNDS

	May 1, 2019	May 2019		May 31, 2019		
	Beginning Book Balance	Plus Receipts	Less Disbursements	Ending Book Balance	Outstanding Warrants	Ending Cash Balance
CAPITAL PROJECTS FUNDS						
366 Watershed Restoration Enhancement Bond	\$ 2,220,440.09	\$	\$ 51,143.43	\$ 2,169,296.66	\$	\$ 2,169,296.66
377 Watershed Restoration Enhancement Taxable Bond
TOTAL CAPITAL PROJECTS FUNDS	\$ 2,220,440.09	\$	\$ 51,143.43	\$ 2,169,296.66	\$	\$ 2,169,296.66
PERMANENT FUNDS						
842 American Indian Scholarship Endowment	\$ 300,820.21	\$ 476.79	\$	\$ 301,297.00	\$	\$ 301,297.00
852 Foster Care Scholarship Endowment	\$3,756.21	5.95	3,762.16	3,762.16
TOTAL PERMANENT FUNDS	\$ 304,576.42	\$ 482.74	\$	\$ 305,059.16	\$	\$ 305,059.16
ENTERPRISE FUNDS						
22E Family and Medical Leave Enforcement	\$ 397,738.06	\$	\$	\$ 397,738.06	\$	\$ 397,738.06
22F Family and Medical Leave Insurance	46,949,968.59	3,789,210.50	2,451,737.37	48,287,441.72	48,287,441.72
413 Municipal Revolving	1,892,886.18	3,086,343.74	2,815,721.67	2,163,508.25	15,310.70	2,178,818.95
442 Legislative Gift Center	125,663.31	18,462.64	21,832.74	122,293.21	536.28	122,829.49
445 Self-Insured Emplr Overpytm Reimb	268,696.01	15,532.62	284,228.63	42,281.66	326,510.29
446 Industrial Insurance Rainy Day Fund
449 Certificates of Participation and Other Financing - Local	167,157.97	40,870.32	41,040.66	166,987.63	166,987.63
456 Separately Managed State Treasurer's Service	50,924.33	8,056.88	2,287.75	56,693.46	56,693.46
463 Washington College Savings Program	(486,273.92)	67,671.26	74,271.28	(492,873.94)	462.50	(492,411.44)
470 Imaging	111,292.93	41,722.79	37,092.45	115,923.27	115,923.27
477 Lottery Investment
543 Judicial Information Systems	6,126,534.72	1,810,442.44	1,532,887.24	6,404,089.92	1,225.32	6,405,315.24
544 Pollution Liability Insurance Program Trust	40,150,201.51	40,188.96	554,723.99	39,635,666.48	39,635,666.48
545 Heating Oil Pollution Liability Trust	1,453,312.58	97,350.00	2,333,330.34	(782,667.76)	(782,667.76)
788 Advanced College Tuition Payment Program	\$28,079,071.24	8,219,175.43	14,249,778.33	22,048,468.34	736,635.71	22,785,104.05
TOTAL ENTERPRISE FUNDS	\$ 125,287,173.51	\$ 17,235,027.58	\$ 24,114,703.82	\$ 118,407,497.27	\$ 796,452.17	\$ 119,203,949.44
INTERNAL SERVICE FUNDS						
12V PEBB Medical Benefits Admin	\$	\$	\$	\$	\$	\$
411 Natural Resources Equipment	6,810,296.41	5,262.12	344,011.82	6,471,546.71	73,237.90	6,544,784.61
421 Education Technology Revolving	7,419,031.15	0.03	943,515.04	6,475,516.14	68,069.06	6,543,585.20
422 General Administration Services	40,706,667.56	17,860,434.13	14,911,286.70	43,655,814.99	540,412.54	44,196,227.53
436 OFM Labor Relations Service	1,995,689.97	324,924.50	386,715.00	1,933,899.47	1,933,899.47
438 Uniform Dental Plan Benefits Administration	531,476.33	525,144.00	523,120.00	533,500.33	533,500.33
439 Uniform Medical Plan Benefits Administration	981,654.88	4,898,158.00	639,208.92	5,240,603.96	5,240,603.96
444 Fish & Wildlife Equipment	812,663.51	100,471.89	154,355.65	758,779.75	758,779.75
453 Minority and Women's Business Enterprises	534,477.53	145,635.50	220,965.24	459,147.79	1,903.29	461,051.08
458 Consolidated Technology Services Revolving	22,865,384.47	11,902,580.92	10,342,356.56	24,425,608.83	37,550.25	24,463,159.08
461 Shared Information Technology System Revolving

RECEIPTS AND DISBURSEMENTS FOR TREASURER'S TRUST FUNDS

	May 1, 2019		May 2019		May 31, 2019		
	Beginning Book Balance		Plus Receipts	Less Disbursements	Ending Book Balance	Outstanding Warrants	Ending Cash Balance
INTERNAL SERVICE FUNDS (Continued)							
466 Statewide Info Tech System Development Revolving	\$ 1,356,547.50	\$	637,551.93	\$ 338,675.17	\$ 1,655,424.26	\$	\$ 1,655,424.26
471 State Patrol Nonappropriated Airplane Revolving	171,652.83		62,942.00	38,277.34	196,317.49	267.63	196,585.12
472 Statewide Info Tech System Maintenance & Operations Revolving	1,559,905.28		4,589,955.01	1,921,715.18	4,228,145.11	4,228,145.11
546 Risk Management	1,551,416.03		500,201.44	642,083.43	1,409,534.04	1,409,534.04
547 Liability	(110,723,466.23)		10,708.76	12,206,213.64	(122,918,971.11)	190,191.80	(122,728,779.31)
721 Public Employees' and Retirees' Insurance	216,056,567.48		189,664,019.22	195,784,016.52	209,936,570.18	2,216,980.38	212,153,550.56
730 Public Employees' and Retirees' Insurance Reserve	166,815,222.13		(11,298,603.75)	155,516,618.38	155,516,618.38
739 Certificates of Participation and Other Financing - State	\$347,511.93		29,174,430.21	12,443,005.76	17,078,936.38	17,078,936.38
TOTAL INTERNAL SERVICE FUNDS	\$ 359,792,698.76	\$	249,103,815.91	\$ 251,839,521.97	\$ 357,056,992.70	\$ 3,128,612.85	\$ 360,185,605.55
PRIVATE PURPOSE FUNDS							
196 Unclaimed Personal Property	\$ 724,063.91	\$	7,720,958.91	\$ 7,491,931.37	\$ 953,091.45	\$ 5,164,241.93	\$ 6,117,333.38
738 Department of Social and Health Services Trust	53,654.52		53,654.52	53,654.52
799 WA Achieving a Better Life Experience Program
TOTAL PRIVATE PURPOSE FUNDS	\$ 777,718.43	\$	7,720,958.91	\$ 7,491,931.37	\$ 1,006,745.97	\$ 5,164,241.93	\$ 6,170,987.90
PENSION TRUST FUNDS							
838 LEOFF Retirement System Benefits Improvement	\$	\$	\$	\$	\$	\$
TOTAL PENSION TRUST FUNDS	\$0.00	\$	\$	\$0.00	\$	\$
AGENCY FUNDS							
165 Salary Reduction	\$ 1,998,710.71	\$	3,133,709.07	\$ 3,209,014.02	\$ 1,923,405.76	\$ 1,893.36	\$ 1,925,299.12
16C Real Estate/Property Tax Admin Assistance	55,444.24		57,932.50	55,444.24	57,932.50	57,932.50
17A County Enhanced 911 Excise Tax	5,443,422.02		(1,589,577.04)	7,032,999.06	7,032,999.06
525 Washington State Combined Fund Drive	1,438,234.19		254,344.18	1,054,119.68	638,458.69	30,075.82	668,534.51
660 Natural Resources Deposit	29,420,403.86		41,802,112.13	44,756,155.32	26,466,360.67	67,778.05	26,534,138.72
734 Centennial Document Preservation and Modernization	2,483,141.46		242,418.00	2,725,559.46	2,725,559.46
737 High Occupancy Vehicle
757 Maritime Historic Restoration and Preservation	9,869.99		4,344.70	14,214.69	14,214.69
797 Local Tourism Promotion	1,205,149.53		15,487.06	1,189,662.47	1,189,662.47
802 School Employees Salary Reduction
TOTAL AGENCY FUNDS	\$ 42,054,376.00	\$	45,494,860.58	\$ 47,500,643.28	\$ 40,048,593.30	\$ 99,747.23	\$ 40,148,340.53
TOTAL TREASURER'S TRUST FUNDS	\$ \$917,866,282.83	\$	422,595,445.20	\$ 429,058,741.35	\$ 911,402,986.68	\$ 11,729,160.91	\$ 923,132,147.59

INVESTMENT STATEMENT

INVESTMENT STATEMENT

Fund / Account	May 1, 2019	Purchased	Maturities & Sales	Amortization	May 31, 2019
Treasury & Treasurer's Trust					
Investments (trade date basis)	\$ 7,192,925,704.31	\$ 3,874,906,156.99	\$ 3,016,804,282.20	\$ 2,654,813.24	\$ 8,053,682,392.34
Reverse Repurchase Agreements
Purchased Accrued Interest	1,315,266.81	244,555.64	163,194.24	1,396,628.21
Total Treasury & Treasurer's Trust	\$ 7,194,240,971.12	\$ 3,875,150,712.63	\$ 3,016,967,476.44	\$ 2,654,813.24	\$ 8,055,079,020.55
Local Government Investment Pool					
Investments (trade date basis)	\$ 17,889,144,528.84	\$ 32,727,519,355.46	\$ 32,788,151,710.29	\$ 20,345,794.97	\$ 17,848,857,968.98
Reverse Repurchase Agreements
Purchased Accrued Interest	108,722.22	21,174.97	89,625.00	40,272.19
Total Local Government Investment Pool	\$ 17,889,253,251.06	\$ 32,727,540,530.43	\$ 32,788,241,335.29	\$ 20,345,794.97	\$ 17,848,898,241.17
Separately Managed Accounts					
Investments (trade date basis)	\$ 203,693,754.40	\$ 20,180,649.18	\$ 15,083,247.68	\$ 100,895.62	\$ 208,892,051.52
Purchased Accrued Interest	20,429.16	51,450.28	71,879.44
Total Separately Managed Accounts	\$ 203,714,183.56	\$ 20,232,099.46	\$ 15,083,247.68	\$ 100,895.62	\$ 208,963,930.96
Total All Accounts	\$ 25,287,208,405.74	\$ 36,622,923,342.52	\$ 35,820,292,059.41	\$ 23,101,503.83	\$ 26,112,941,192.68

INVESTMENT INTEREST INCOME AND CAPITAL GAINS

INVESTMENT INTEREST INCOME AND CAPITAL GAINS CURRENT MONTH AND FISCAL YEAR TO DATE COMPARISON

Fund / Account	May 2019	May 2018	Fiscal Year 2019	Fiscal Year 2018
Treasury & Treasurer's Trust				
Cash	\$ 8,829,952.60	\$ 7,293,076.85	\$ 124,647,006.26	\$ 66,095,998.56
Custody Bank Fees	(4,802.36)	(3,908.53)	(45,167.05)	(43,139.61)
Other Bank Fees	(5,921.64)	(4,610.80)	(102,419.47)	(52,732.90)
Amortization	2,654,813.24	1,163,309.61	16,199,751.26	8,603,632.89
Accrued Interest	3,046,199.38	1,216,672.95	3,305,810.79	3,720,831.57
Gains and Losses	(139,878.40)	8,281.73	(95,518.24)	(1,251,945.32)
Total Treasury & Treasurer's Trust	\$ 14,380,362.82	\$ 9,672,821.81	\$ 143,909,463.55	\$ 77,072,645.19
Local Government Investment Pool				
Cash	\$ 15,604,492.81	\$ 10,557,266.07	\$ 157,645,762.09	\$ 81,777,378.64
Amortization	20,345,794.97	11,057,105.32	160,730,888.41	76,432,734.80
Accrued Interest	730,951.81	1,873,791.83	5,404,659.02	4,346,510.94
Gains and Losses	181,111.55	121,649.88	1,127,285.89	793,481.05
Total Local Government Investment Pool	\$ 36,862,351.14	\$ 23,609,813.10	\$ 324,908,595.41	\$ 163,350,105.43
Separately Managed Accounts				
Cash	\$ 148,851.78	\$	\$ 2,699,121.50	\$
Amortization	100,895.62	1,249,829.25
Accrued Interest	202,905.82	723,217.17
Gains and Losses	(3,962.48)
Total Separately Managed Accounts	\$ 452,653.22	\$	\$ 4,668,205.44	\$
Total All Accounts	\$ 51,695,367.18	\$ 33,282,634.91	\$ 473,486,264.40	\$ 240,422,750.62

DUANE A. DAVIDSON
STATE TREASURER
PO BOX 40200
OLYMPIA WA 98504-0200

