



Washington State Treasurer's Monthly Report

May 2020



DUANE A. DAVIDSON
State Treasurer

In accordance with the Americans with Disabilities Act, this publication will be made available in alternate formats upon request to the Office of the State Treasurer, Legislative Building, 2nd Floor, Olympia, Washington 98504-0200, telephone (360) 902-9000, fax (360) 902-9037 or TTY Users Call: 7-1-1. Web Site: <http://tre.wa.gov>.

Cover photo taken by Treasurer's Office staff.

TABLE OF CONTENTS

	<i>Page</i>
State Treasurer’s Letter	1
General Fund	2
Treasury, Treasurer’s Trust and Local Government Investment Pool Flow Chart	3
Treasury & Treasurer’s Trust, Treasury and Treasurer’s Trust Charts	4
General Fund and Local Government Investment Pool Charts	5
Receipts and Disbursements for the State Treasury	6
Receipts and Disbursements for Trust Funds	17
Investment Statement	26
Investment Interest Income and Capital Gains.....	27



DUANE A. DAVIDSON,
State Treasurer

**State of Washington
Office of the Treasurer**

Legislative Building
P.O. Box 40200
Olympia, Washington 98504-0200

(360) 902-9000 • TTY 7-1-1
Home Page <http://tre.wa.gov>



Fellow Washingtonians,

I am pleased to report on the operations of the Office of the State Treasurer for the month of May 2020. At the close of the month, the Treasury & Treasurer's Trust book balance was \$9.7 billion with investment earnings distributed for the month of \$12.1 million.

Sincerely,

DocuSigned by:

1E9BA0FBC299465...

Duane A. Davidson
Washington State Treasurer

GENERAL FUND

GENERAL FUND CURRENT MONTH AND FISCAL YEAR TO DATE COMPARISON

(In Millions)

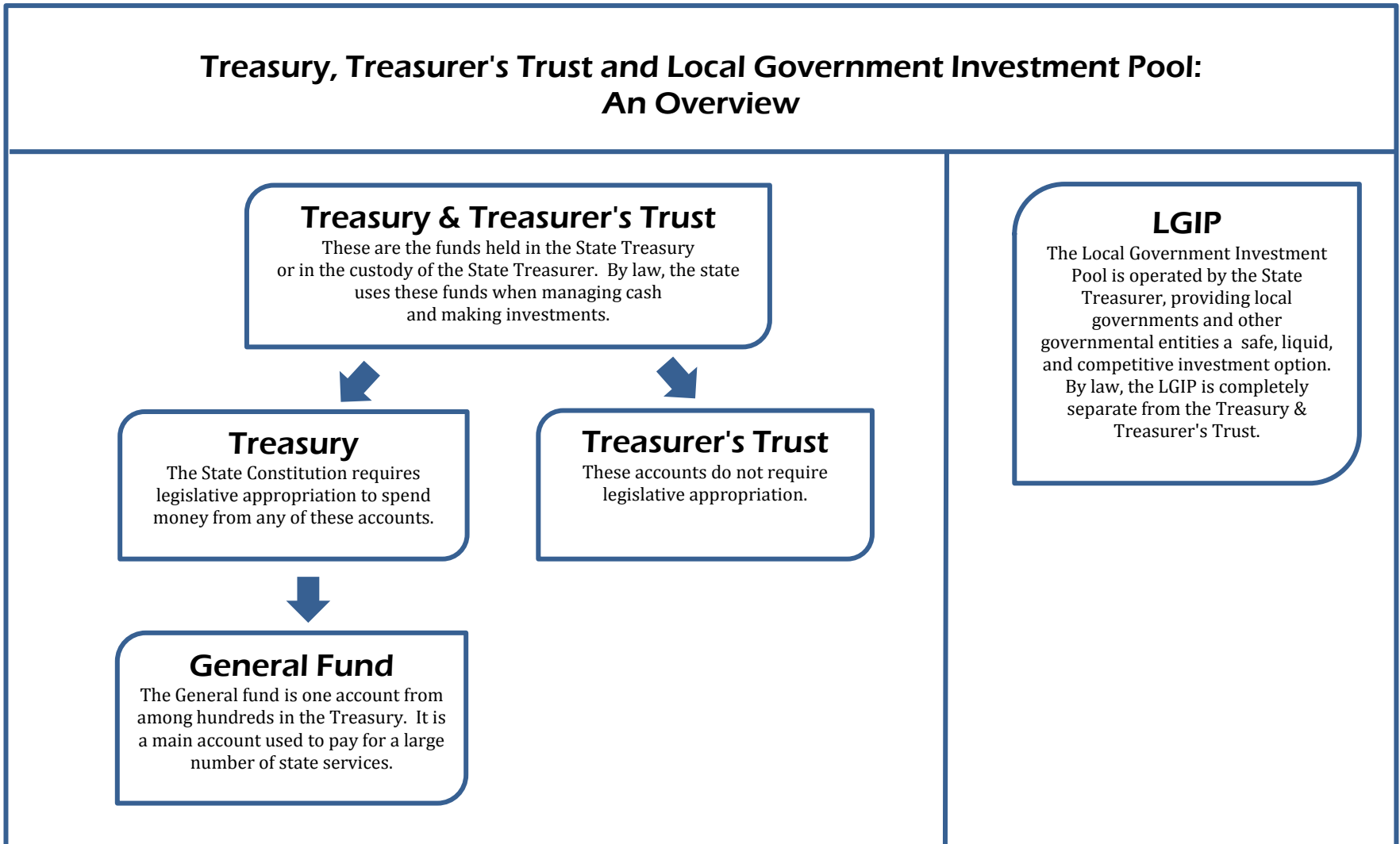
	Month of May		Fiscal Year to Date	
	2020	2019	2020	2019
Beginning Book Balance	\$ (143.748)	\$ (1,185.048)	\$ 1,010.867	\$ 1,737.396
Cash Revenue	3,670.141	4,098.508	34,642.937	30,915.707
Other Cash Receipts	382.135	213.087	3,292.499	4,467.938
Total Cash Receipts	4,052.276	4,311.595	37,935.436	35,383.645
Total Cash Disbursements	3,453.787	3,240.122	38,491.562	37,234.616
Ending Book Balance	\$ 454.741	\$ (113.575)	\$ 454.741	\$ (113.575)
Cash Revenue				
Bond Retirement & Interest	\$ 0.000	\$ 0.000	\$ (0.283)	\$ (0.285)
Secretary of State	5.353	4.074	41.754	38.070
Department of Revenue:				
Retail Sales Tax	786.798	955.985	10,262.820	10,163.693
Business & Occupation Tax	317.384	390.957	4,152.144	4,087.500
Compensating Tax	54.116	64.584	635.526	702.169
Cigarette Tax	18.710	34.885	278.369	319.759
Public Utility Tax	27.534	36.998	342.613	367.014
Various Other Revenue	41.362	27.971	601.902	(246.040)
Insurance Commission	6.617	4.577	417.922	390.642
Liquor and Cannabis Board	2.334	2.229	101.717	110.328
Department of Licensing:				
Excise Tax – Other	0.013	0.021	0.174	0.200
Various Other Revenue	4.765	4.069	15.210	15.786
Department of Social & Health Services	6.105	3.653	51.742	53.906
Universities & Colleges	0.015	0.000	0.402	0.440
Treasurer's Transfers	(13.641)	(12.686)	(59.155)	(4.516)
Counties:				
Property Tax	1,360.518	1,316.855	3,185.503	3,093.166
Real Estate Excise Tax	66.895	99.688	1,087.134	1,038.906
Various Other Revenue	2.316	4.629	43.964	50.291
Federal Grants-In-Aid (All Agencies)	1,030.211	1,157.850	13,097.860	10,319.840
Revenues Distributed to Local Governments	(5.749)	(5.376)	(61.228)	(54.772)
Other Agencies' Cash Revenue	(41.515)	7.545	446.847	469.610
Total Cash Revenue	\$ 3,670.141	\$ 4,098.508	\$ 34,642.937	\$ 30,915.707

Source: Agency Financial Reporting System (AFRS).

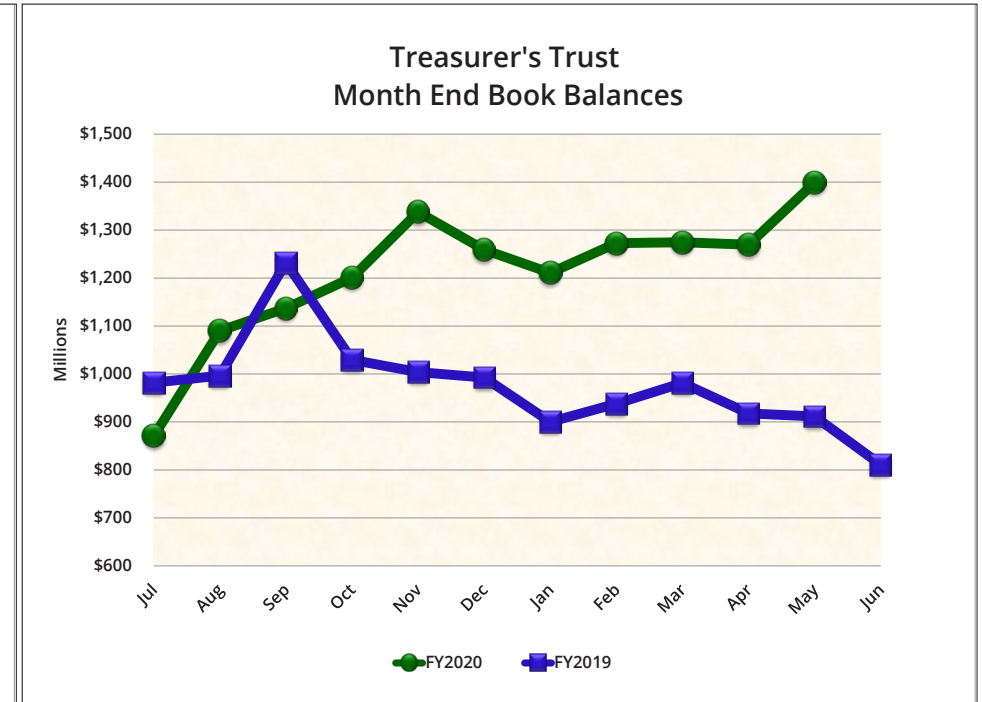
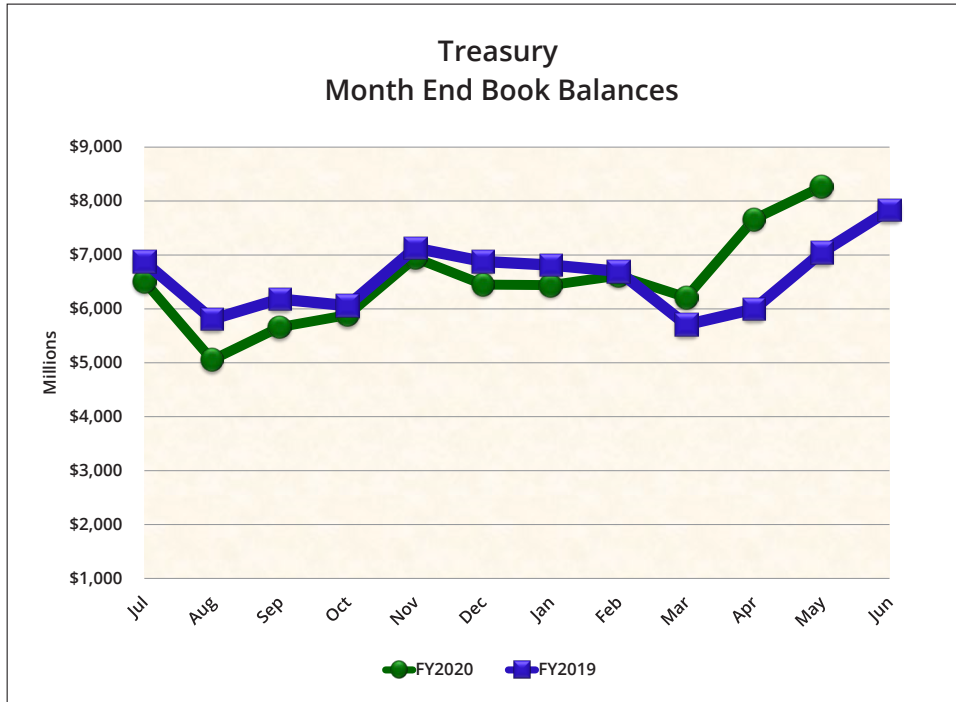
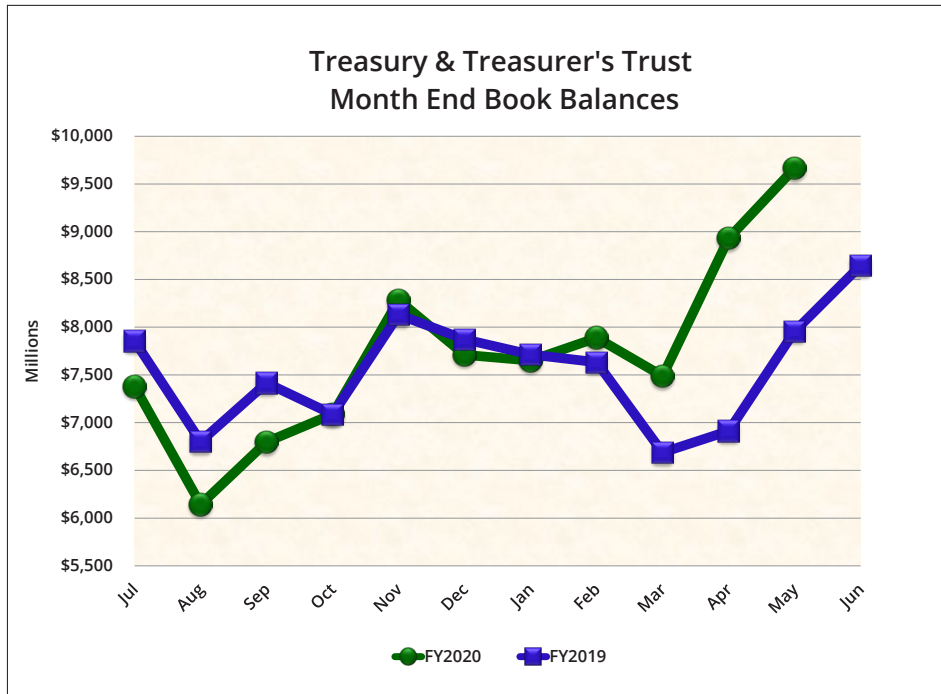
TREASURY, TREASURER'S TRUST AND LGIP FLOW CHART

The State Treasurer is charged with the cash management of public funds, which includes two categories of state funds and accounts: (1) funds and accounts located in the state treasury, which are subject to legislative appropriation; and (2) Treasurer's trust funds, which are accounts placed in the custody of the State Treasurer, and not typically subject to legislative appropriation. Funds within these accounts are comingled for investment and cash management purposes.

This flow chart describes the structure of the Treasury and Treasurer's Trust Accounts. Month end balances of these accounts are shown on pages 4 and 5.

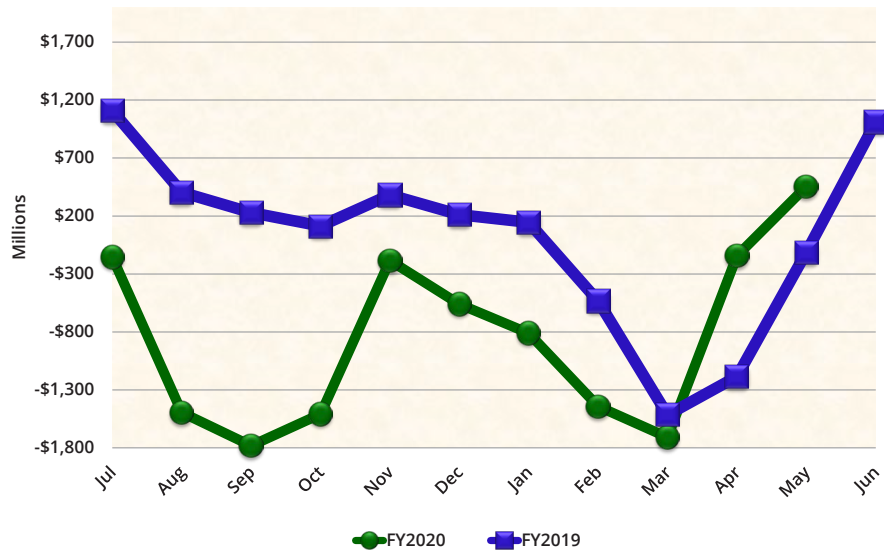


TREASURY & TREASURER'S TRUST AND TREASURY AND TREASURER'S TRUST CHART

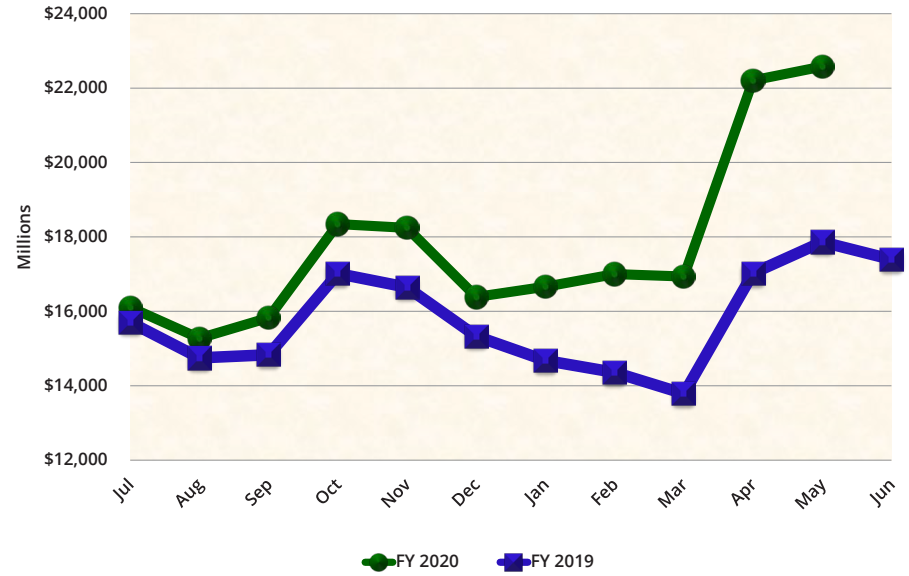


GENERAL FUND AND LOCAL GOVERNMENT INVESTMENT POOL CHARTS

General Fund Month End Book Balances

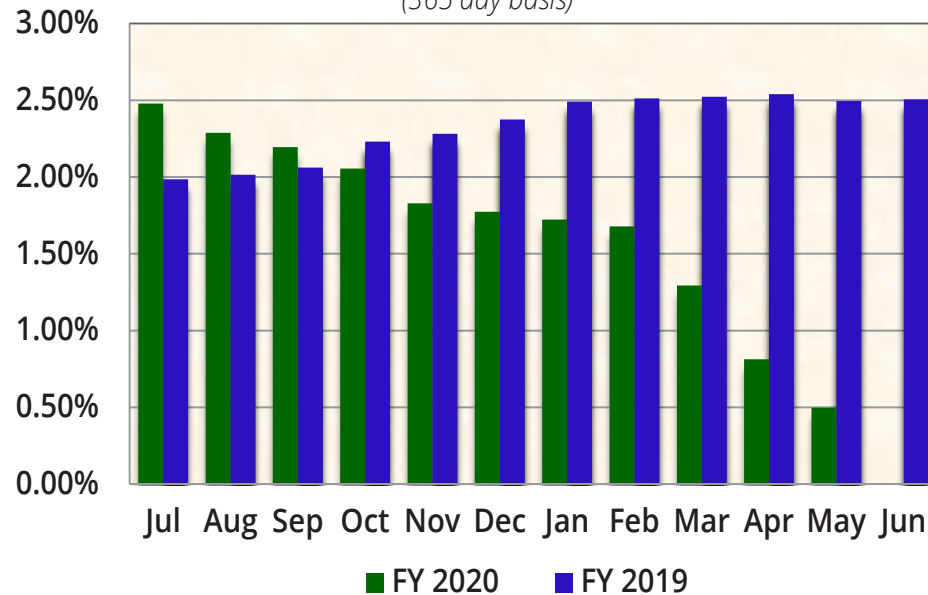


Local Government Investment Pool Month End Book Balances



LGIP Net Yield

(365 day basis)



RECEIPTS AND DISBURSEMENTS FOR TREASURY FUNDS

	May 1, 2020		May 2020		May 31, 2020		
	Beginning Book Balance		Plus Receipts	Less Disbursements	Ending Book Balance	Outstanding Warrants	Ending Cash Balance
GENERAL FUND							
001 General	\$ (143,748,281.29)	\$	4,052,276,186.64	\$ 3,453,787,209.31	\$ 454,740,696.04	\$ 38,813,325.09	\$ 493,554,021.13
018 Millersylvania Park Current	5,210.50				5,210.50		5,210.50
01E Geothermal	58,950.89				58,950.89		58,950.89
01N Institutional Impact	19,144.72				19,144.72		19,144.72
02P Flood Control Assistance	1,731,504.15		(284.34)	89,907.37	1,641,312.44	75.00	1,641,387.44
031 State Investment Board Expense	4,956,905.60		2,580,977.79	2,213,731.09	5,324,152.30	438.08	5,324,590.38
032 State Emergency Water Projects Revolving	221,616.92				221,616.92		221,616.92
03A Excess Earnings							
03L County Criminal Justice Assistance	2,432,893.97		20,281.98	165,470.11	2,287,705.84	481.62	2,288,187.46
03M Municipal Criminal Justice Assistance	572,306.99		7,518.68	40,103.23	539,722.44	214.04	539,936.48
04L Public Health Services	6.56		0.01		6.57		6.57
051 State and Local Improvements Revolving	26,744.33				26,744.33		26,744.33
055 State & Local Improve Revolving (Waste Disp Facilities, 1980)	2,639.01				2,639.01		2,639.01
05C Criminal Justice Treatment	6,769,536.09			530,471.91	6,239,064.18		6,239,064.18
05M Tourism Development and Promotion							
070 Outdoor Recreation	(12,070.64)		297,249.91	285,179.27			
072 State & Local Improve Revolving (Water Supply Facilities)	892,066.26				892,066.26		892,066.26
09C Farm and Forest	2,393,234.73			879,967.09	1,513,267.64		1,513,267.64
09G Riparian Protection							
09R Economic Development Strategic Reserve	4,163,689.65			68,344.37	4,095,345.28		4,095,345.28
10K Veterans Innovation Program	54,471.54				54,471.54		54,471.54
10P Columbia River Basin Water Supply Development	3,476,457.75		4,698.24	170,317.83	3,310,838.16	2,865.17	3,313,703.33
10R Energy Freedom	750,122.16		(750,122.16)				
10T Hood Canal Aquatic Rehabilitation Bond							
11F Reinvesting in Youth	5.98				5.98		5.98
11N Heritage Barn Preservation							
11W Water Quality Capital	34,227.10				34,227.10		34,227.10
125 Site Closure	33,237,420.82		48,151.37	6,407.99	33,279,164.20		33,279,164.20
12J Boating Activities							
12K Puget Sound Scientific Research							
12R Independent Youth Housing							
12W Veterans Conservation Corps							
14B Budget Stabilization	1,454,317,392.29		2,025,793.42	(59,898.77)	1,456,403,084.48		1,456,403,084.48
14C Puget Sound Recovery							
14H Community Preservation & Development Authority	8,750.00		1,500,000.00		1,508,750.00		1,508,750.00
14L Streamlined Sales & Use Tax Mitigation	3,468,323.04		(283,000.00)		3,185,323.04		3,185,323.04
15C WA Community Tech Opportunity							
15J Building Communities							
15K Columbia River Water Delivery	16,173.66				16,173.66		16,173.66

RECEIPTS AND DISBURSEMENTS FOR TREASURY FUNDS

	May 1, 2020		May 2020		May 31, 2020		
	Beginning Book Balance		Plus Receipts	Less Disbursements	Ending Book Balance	Outstanding Warrants	Ending Cash Balance
GENERAL FUND (Continued)							
15R Evergreen Job Training	\$	\$	\$	\$	\$	\$	\$
16V Water Rights Processing	78,587.33		100.00	78,687.33	78,687.33
177 Judicial Retirement Administrative
17C Opportunity Express Account	62,171.42		62,171.42	62,171.42
17E State Efficiency and Restructuring
17F Washington Opportunity Pathways	42,886,740.51		24,165,598.11	16,756,256.61	50,296,082.01	1,190.00	50,297,272.01
17K Basic Health Plan Stabilization
18H Opportunity Expansion	326.64		326.64	326.64
19K Yakima Integrated Plan Implementation
19L Charter Schools Oversight	626,465.98		36,287.77	156,622.47	506,131.28	887.10	507,018.38
19N Diesel Idle Reduction
20C Yakima Integrated Plan Implementation Taxable Bond
20F Invest in Washington
21B Chehalis Basin	0.44		(0.44)
21D Dairy Nutrient Infrastructure
21P Sexual Assault Prevention and Response
21R DCYF Contracted Services Performance Improvement
22C Early Learning Facilities Revolving	(2,199.23)		14,656.79	12,553.27	(95.71)	(95.71)
22D Early Learning Facilities Development
22T Statewide Tourism Marketing	3,887,813.69		115,588.50	166,801.03	3,836,601.16	3,836,601.16
23H Defense Community Compatibility
23J Statewide Broadband	10,558,542.74		14,735.64	44,422.44	10,528,855.94	10,528,855.94
244 Habitat Conservation	(11,235.93)		1,138,207.72	1,132,377.09	(5,405.30)	(5,405.30)
24H Career Connected Learning
24M Climate Resiliency
24Q Manufacturing/Warehousing Job Center
24U Sustainable Farms and Fields
253 Education Construction	22,078.60		30.75	22,109.35	22,109.35
291 Education Savings
355 State Taxable Building Construction	65,520,932.79		(15,088.88)	5,663,974.11	59,841,869.80	59,841,869.80
359 School Constr & Skill Ctrs Bldg	1,163,974.81		1,163,974.81	1,163,974.81
488 Special Personnel Litigation Revolving
489 Pension Funding Stabilization	316,239,518.24		453,704.35	15,309,534.27	301,383,688.32	301,383,688.32
548 LEOFF System Plan 2 Expense	122,795.06		120,247.14	109,810.78	133,231.42	67.28	133,298.70
563 Columbia River Crossing Project
702 Dedicated McCleary Penalty
828 Tobacco Prevention and Control	1,205,370.99		1,679.77	12,741.00	1,194,309.76	1,194,309.76
830 Agricultural College Trust Management	\$838,460.40		491.55	142,085.93	696,866.02	231.91	697,097.93
TOTAL GENERAL FUND	\$ 1,819,049,787.26		\$ 4,083,773,690.31	\$ 3,497,684,389.80	\$ 2,405,139,087.77	\$ 38,819,775.29	\$ 2,443,958,863.06

RECEIPTS AND DISBURSEMENTS FOR TREASURY FUNDS

	May 1, 2020		May 2020		May 31, 2020		
	Beginning Book Balance		Plus Receipts	Less Disbursements	Ending Book Balance	Outstanding Warrants	Ending Cash Balance
SPECIAL REVENUE FUNDS							
002 Hospital Data Collection	\$ 50,502.24	\$	8,258.16	\$	\$ 58,760.40	\$	\$ 58,760.40
003 Architects' License	972,491.40		38,205.01	46,310.68	964,385.73	105.04	964,490.77
007 Winter Recreational Program	1,922,854.25		30,700.00	276,822.89	1,676,731.36	487.00	1,677,218.36
014 Forest Development	13,215,916.23		2,551.75	(1,159,792.65)	14,378,260.63	3,285.30	14,381,545.93
01B ORV & Non-Highway Vehicle Account	2,072,530.60		182,941.68	512,418.73	1,743,053.55	941.72	1,743,995.27
01M Snowmobile	3,035,464.70		9,062.99	123,668.89	2,920,858.80	70.00	2,920,928.80
024 Professional Engineers'	1,904,149.01		104,872.00	64,367.30	1,944,653.71	495.00	1,945,148.71
025 Pilotage	231,254.48		131,593.05	106,834.55	256,012.98		256,012.98
026 Real Estate Commission	1,661,568.44		73,666.96	438,679.65	1,296,555.75	1,596.33	1,298,152.08
027 Reclamation	3,933,072.56		112,887.98	135,397.16	3,910,563.38	191.99	3,910,755.37
02A Surveys and Maps	1,009,255.21		41,275.06	66,720.27	983,810.00		983,810.00
02G Health Professions	19,749,281.23		5,655,719.55	6,155,329.51	19,249,671.27	47,238.55	19,296,909.82
02H Business Enterprises Revolving	981,798.07		23,519.90	54,228.07	951,089.90	1,375.23	952,465.13
02J Certified Public Accountants'	3,030,105.13		108,705.00	153,524.01	2,985,286.12	34,572.52	3,019,858.64
02K Death Investigations	831,712.87		386,604.30	394,981.71	823,335.46	4,237.39	827,572.85
02M Essential Rail Assistance	617,919.33		21,551.16	27,559.85	611,910.64		611,910.64
02N Parkland Acquisition	13,679.86				13,679.86		13,679.86
02R Aquatic Lands Enhancement	11,717,552.08		910.82	637,880.10	11,080,582.80	33,092.68	11,113,675.48
02W Timber Tax Distribution	(113,397.78)		6,011,940.46	5,874,034.78	24,507.90	49,386.72	73,894.62
030 Landowner Contingency Forest Fire Suppression	(71,550.34)		32.53	(56,891.54)	(14,626.27)	168.00	(14,458.27)
039 Aeronautics	1,274,692.79		169,609.58	227,338.94	1,216,963.43	11,258.68	1,228,222.11
03B Asbestos	989,961.31		26,900.90	20,671.11	996,191.10	150.07	996,341.17
03C Emergency Medical Services and Trauma Care System Trust	12,019,755.50		673,527.29	2,959,807.11	9,733,475.68	143,571.46	9,877,047.14
03F Enhanced 911	(5,076,406.11)		2,321,358.06	392,237.83	(3,147,285.88)	7,488.88	(3,139,797.00)
03N Business License	4,871,854.37		2,442,835.47	2,514,722.47	4,799,967.37	99,999.66	4,899,967.03
03P Fire Service Trust	554,993.17		7,237.50	589.63	561,641.04	5.00	561,646.04
03R Safe Drinking Water	3,918,209.52		192,861.06	194,597.16	3,916,473.42	29.35	3,916,502.77
041 Resource Management Cost	24,106,891.17		39,804.37	824,606.94	23,322,088.60	7,212.17	23,329,300.77
042 Charitable, Educational, Penal, and Reformatory Institutions	5,561,497.20		10,094.72	288,894.33	5,282,697.59	3,579.40	5,286,276.99
044 Waste Reduction, Recycling, and Litter Control	6,030,347.06		970,354.13	906,308.32	6,094,392.87	514.06	6,094,906.93
045 State Vehicle Parking	1,405,249.14		304,078.53	303,983.46	1,405,344.21		1,405,344.21
048 Marine Fuel Tax Refund	294,597.58				294,597.58		294,597.58
04E Uniform Commercial Code	1,982,999.58		126,754.00	75,983.63	2,033,769.95	65.43	2,033,835.38
04H Surface Mining Reclamation	1,613,878.82		137.35	(9,998.40)	1,624,014.57		1,624,014.57
04M Recreational Fisheries Enhancement	415,608.02		464,900.70	173,229.79	707,278.93	37.25	707,316.18
04R Drinking Water Assistance	50,490,513.43		2,854,186.01	5,317,454.64	48,027,244.80		48,027,244.80
04V Vehicle License Fraud	232,309.19		3,803.17		236,112.36		236,112.36
04W Waterworks Operator Certification	961,721.36		114,429.00	92,759.09	983,391.27	88.74	983,480.01
058 Public Works Assistance	41,783,077.95		38,184,628.81	1,521,316.64	78,446,390.12	8,381.84	78,454,771.96

RECEIPTS AND DISBURSEMENTS FOR TREASURY FUNDS

	May 1, 2020		May 2020		May 31, 2020						
	Beginning Book Balance		Plus Receipts	Less Disbursements	Ending Book Balance	Outstanding Warrants	Ending Cash Balance				
SPECIAL REVENUE FUNDS (Continued)											
05H Disaster Response	\$ 143,281,075.41	\$	682,188.38	\$	7,097,231.49	\$	136,866,032.30	\$	121,594.19	\$	136,987,626.49
05R Drinking Water Assistance Administrative	4,274,740.24		5,980.06		34,096.03		4,246,624.27				4,246,624.27
05W State Drought Preparedness	2,339,135.96						2,339,135.96				2,339,135.96
06A Salmon Recovery	27,893.34						27,893.34				27,893.34
06G Real Estate Appraiser Commission	504,807.99		60,109.94		55,641.54		509,276.39		611.19		509,887.58
06K Lead Paint	142,098.78		2,250.00		2,063.57		142,285.21				142,285.21
06L Business and Professions	2,746,249.77		419,800.71		756,579.25		2,409,471.23		19,709.93		2,429,181.16
06R Real Estate Research	776,818.66		1,790.00		(10.00)		778,618.66		50.00		778,668.66
06T License Plate Technology	1,084,532.28		162,418.21		76,092.19		1,170,858.30		10.50		1,170,868.80
071 Warm Water Game Fish	615,234.09		591,970.50		74,263.93		1,132,940.66		15.95		1,132,956.61
07C Vessel Response	45,092.52		22,060.63				67,153.15				67,153.15
07W Domestic Violence Prevention	1,914,302.77		67,981.33		20,683.82		1,961,600.28				1,961,600.28
080 Grade Crossing Protective	84,216.23		117.31				84,333.54				84,333.54
081 State Patrol Highway	(1,942,291.34)		19,900,621.94		19,415,093.17		(1,456,762.57)		58,997.49		(1,397,765.08)
082 Motorcycle Safety Education	2,610,314.38		123,791.91		88,145.04		2,645,961.25		25.37		2,645,986.62
084 Building Code Council	540,502.30		66,264.03		71,912.00		534,854.33				534,854.33
086 Fire Service Training	(1,080,857.63)		4,360,949.30		726,985.89		2,553,105.78		24,026.92		2,577,132.70
087 Park Land Trust Revolving	3,100,430.03		98,897.32		365,810.72		2,833,516.63		1,004.21		2,834,520.84
08A Education Legacy Trust	1,660,205,277.35		33,627,587.56		14,185,206.02		1,679,647,658.89		802,537.80		1,680,450,196.69
08H Military Department Rental and Lease	2,781,252.11		60,263.17		(368.97)		2,841,884.25		48.18		2,841,932.43
08K Problem Gambling	752,574.99		14,255.52		24,690.84		742,139.67				742,139.67
08M Small City Pavement and Sidewalk	283,101.45		47,654.99		67,906.44		262,850.00				262,850.00
08R Waste Tire Removal	3,620,583.04		256,286.03		120,310.07		3,756,559.00				3,756,559.00
094 Transportation Infrastructure	4,549,748.72		122,971.38		3,732.88		4,668,987.22				4,668,987.22
095 Electrical License	12,336,411.03		2,086,834.95		2,452,137.14		11,971,108.84		10,335.82		11,981,444.66
096 Highway Infrastructure	1,928,430.73		2,686.36				1,931,117.09				1,931,117.09
097 Recreational Vehicle	2,250,682.59		79,165.41		1,313.58		2,328,534.42				2,328,534.42
099 Puget Sound Capital Construction	10,857,326.06		118,392.69		(319,893.90)		11,295,612.65		1,114.72		11,296,727.37
09E Freight Mobility Investment	11,156,898.30		15,575.99		1,453.40		11,171,020.89				11,171,020.89
09F High-Occupancy Toll Lanes Operations	9,048,018.20				(55,584.51)		9,103,602.71				9,103,602.71
09H Transportation Partnership	79,152,898.34		(11,009,135.37)		18,903,183.22		49,240,579.75		64,245.60		49,304,825.35
09P City-County Assistance	1,378,145.14		989,596.99				2,367,742.13				2,367,742.13
09T Washington Main Street Trust Fund	50,138.16						50,138.16				50,138.16
102 Rural Arterial Trust	20,319,914.15		960,053.76		1,483,048.68		19,796,919.23				19,796,919.23
104 State Wildlife	1,863,164.12		12,368,658.18		4,503,101.99		9,728,720.31		53,942.15		9,782,662.46
106 Highway Safety	48,552,298.60		6,140,653.56		10,057,567.83		44,635,384.33		409,781.24		45,045,165.57
107 Liquor Excise Tax	3,644,166.19		4,584,858.12		29,177.69		8,199,846.62				8,199,846.62
108 Motor Vehicle	359,371,823.80		111,153,352.06		109,869,003.45		360,656,172.41		3,280,109.51		363,936,281.92
109 Puget Sound Ferry Operations	(13,027,218.27)		10,185,917.65		19,594,961.64		(22,436,262.26)		292,776.49		(22,143,485.77)

RECEIPTS AND DISBURSEMENTS FOR TREASURY FUNDS

	May 1, 2020		May 2020		May 31, 2020		
	Beginning Book Balance		Plus Receipts	Less Disbursements	Ending Book Balance	Outstanding Warrants	Ending Cash Balance
SPECIAL REVENUE FUNDS (Continued)							
10A Aquatic Algae Control	\$ 372,793.85	\$	51,223.00	\$ 14,529.15	\$ 409,487.70	\$	\$ 409,487.70
10B Home Security Fund	5,696,252.55		2,244,348.10	4,983,776.43	2,956,824.22	49,877.04	3,006,701.26
10G Water Rights Tracking System	797,805.40	797,805.40	797,805.40
110 Special Wildlife	7,286,838.58		24,053.34	88,176.51	7,222,715.41	481.97	7,223,197.38
111 Public Service Revolving	14,868,745.35		3,754,746.96	1,742,072.98	16,881,419.33	10,896.67	16,892,316.00
113 Common School Construction	107,649,678.00		528,725.08	(3,342,920.89)	111,521,323.97	111,521,323.97
116 Basic Data	40,859.00	40,859.00	40,859.00
119 Unemployment Compensation Administration	(219,776.23)		13,075,208.06	13,093,250.87	(237,819.04)	2,299,390.46	2,061,571.42
11B Regional Mobility Grant Program	57,670,906.67		74,378.12	4,726,677.98	53,018,606.81	53,018,606.81
11E Freight Mobility Multimodal	6,767,858.91		13,856.61	6,781,715.52	6,781,715.52
11H Forest and Fish Support	5,341,192.38		298,938.17	345,852.41	5,294,278.14	16,856.00	5,311,134.14
11K Washington Auto Theft Prevention Authority	(357,423.40)		256,132.04	521,642.85	(622,934.21)	(622,934.21)
120 Administrative Contingency	16,157,449.06		907,106.76	843,340.56	16,221,215.26	540.51	16,221,755.77
12C Affordable Housing For All	2,415,464.57		414,296.92	326,082.92	2,503,678.57	10,508.03	2,514,186.60
12M Charitable Organization Education	1,508,082.44		36,680.00	1,544,762.44	1,544,762.44
12T Traumatic Brain Injury	1,111,147.75		103,943.60	85,883.21	1,129,208.14	1,129,208.14
134 Employment Services Administrative	14,304,266.97		2,364,042.69	7,715,940.08	8,952,369.58	63,502.63	9,015,872.21
138 Insurance Commissioner's Regulatory	14,703,508.35		752,125.26	2,608,191.07	12,847,442.54	37,310.90	12,884,753.44
144 Transportation Improvement	8,448,908.78		4,308,673.46	7,339,497.68	5,418,084.56	2,790.00	5,420,874.56
146 Firearms Range	1,592,918.36		10,979.28	3,385.08	1,600,512.56	1,600,512.56
14A Wildlife Rehabilitation	705,982.79		14,211.15	45,997.77	674,196.17	3,500.38	677,696.55
14G Ballast Water and Biofouling Management	48,156.87	200.00	47,956.87	47,956.87
14M Financial Fraud & ID Theft	894,134.74		74,890.00	216,564.38	752,460.36	752,460.36
14R Military Active State Service	345,355.70	345,355.70	345,355.70
14V Ignition Interlock Device	3,325,243.67		358,423.00	412,572.49	3,271,094.18	3.89	3,271,098.07
150 Low-Income Weatherization/ Structural Rehabilitation Assistance	1,803,711.98		2,513.16	5,060.14	1,801,165.00	1,801,165.00
153 Rural Mobility Grant Program	6,449,916.02		9,204.58	1,224,146.84	5,234,973.76	252,635.70	5,487,609.46
154 New Motor Vehicle Arbitration	1,262,472.80		22,602.00	77,094.60	1,207,980.20	13,720.00	1,221,700.20
158 Aquatic Land Dredged Material Disposal Site	511,513.28		3.61	(28,357.48)	539,874.37	539,874.37
159 Parks Improvement	1,580,232.86		(299,191.75)	11,447.36	1,269,593.75	215.00	1,269,808.75
15H Cleanup Settlement	51,737,041.57		72,244.55	220,419.02	51,588,867.10	15,948.21	51,604,815.31
15M Biotoxin	47,683.61		212,267.45	87,968.44	171,982.62	431.93	172,414.55
160 Wood Stove Education and Enforcement	547,193.28		10,623.37	13,833.33	543,983.32	2,339.38	546,322.70
162 Farm Labor Contractor	125,078.23		105.00	125,183.23	125,183.23
167 Natural Resources Conservation Areas Stewardship	107,053.00	(7,897.32)	114,950.32	114,950.32
16A Judicial Stabilization Trust	2,631,520.85		234,427.46	22,179.92	2,843,768.39	2,843,768.39
16J SR 520 Corridor	93,226,541.56		(4,864,282.95)	(893,702.64)	89,255,961.25	364,049.69	89,620,010.94
16M Appraisal Management Company	311,728.75		9,238.00	6,511.64	314,455.11	2.42	314,457.53
16P Marine Resources Stewardship Trust	184,021.70		256.34	184,278.04	184,278.04

RECEIPTS AND DISBURSEMENTS FOR TREASURY FUNDS

	May 1, 2020		May 2020		May 31, 2020		
	Beginning Book Balance		Plus Receipts	Less Disbursements	Ending Book Balance	Outstanding Warrants	Ending Cash Balance
SPECIAL REVENUE FUNDS (Continued)							
16W Hospital Safety Net Assessment	\$ 29,128,187.44	\$	\$ 30,078,452.10	\$ 7,228,159.20	\$ 51,978,480.34	\$	\$ 51,978,480.34
172 Basic Health Plan Trust	1,546,699.00	1,546,699.00	1,546,699.00
176 Water Quality Permit	15,765,273.08		615,293.53	1,711,257.80	14,669,308.81	15,945.59	14,685,254.40
17B Home Visiting Services	5,078,332.88		1,015,038.24	1,521,355.73	4,572,015.39	49,120.11	4,621,135.50
17N Complete Streets Grant Program	62,464.00	62,464.00	62,464.00
17P SR520 Civil Penalties	13,555,321.51		10,331.51	(265,989.04)	13,831,642.06	13,831,642.06
17T Health Benefit Exchange	27,083,147.24		(759,840.47)	(45.12)	26,323,351.89	26,323,351.89
17W Limousine Carriers	124,681.06		50.00	124,731.06	124,731.06
182 Underground Storage Tank	1,007,531.71		148,975.07	183,276.94	973,229.84	973,229.84
186 County Arterial Preservation	659,713.67		721,536.88	778,350.65	602,899.90	602,899.90
18J Capital Vessel Replacement	27,651,511.10		2,287,258.91	793,706.73	29,145,063.28	188.00	29,145,251.28
18L Hydraulic Project Approval
199 Biosolids Permit	1,447,619.74		49,799.84	77,581.33	1,419,838.25	24.60	1,419,862.85
19A Medicaid Fraud Penalty	1,344,249.96		(62,640.03)	295,257.01	986,352.92	1,078.09	987,431.01
19C Forest Practice Application	609,458.52		83.13	7,437.10	602,104.55	100.00	602,204.55
19T DOL Technology Improvement and Data Management	1,024,098.12		41,806.20	113,299.01	952,605.31	952,605.31
19V Andy Hill Cancer Research Endowment Fund	1,854,069.64		310,366.92	2,051.12	2,162,385.44	2,162,385.44
200 Regional Fisheries Enhancement Salmonid Recovery	(91,549.29)	93,899.77	(185,449.06)	(185,449.06)
201 Department of Licensing Services	3,910,607.55		330,169.86	189,332.28	4,051,445.13	24.39	4,051,469.52
202 Medical Test Site Licensure	(154,813.76)		6,438.58	72,682.69	(221,057.87)	3,985.75	(217,072.12)
204 Volunteer Fire Fighters' and Reserve Officers' Administrative	1,353,418.76		8,698,240.11	34,191.89	10,017,466.98	907.11	10,018,374.09
207 Hazardous Waste Assistance	1,644,856.03		1,283.84	211,270.56	1,434,869.31	1,969.45	1,436,838.76
20B Brownfield Redevelopment Trust Fund
20H Connecting Washington	421,301,988.05		11,021,155.31	50,125,391.17	382,197,752.19	546,911.77	382,744,663.96
20J Electric Vehicle	1,965,349.84		1,001,285.28	75.00	2,966,560.12	2,966,560.12
20M Puget Sound Taxpayer Accountability	1,818,669.58		406,034.94	2,224,704.52	2,224,704.52
20N Transportation Future Funding Program	3,236,421.82		4,508.42	3,240,930.24	3,240,930.24
20R Radioactive Mixed Waste	4,664,843.87		(361.94)	791,190.79	3,873,291.14	912.90	3,874,204.04
20T PLIA Underground Storage Tank Revolving	22,531,754.28		31,681.07	145,632.87	22,417,802.48	512.98	22,418,315.46
20V Economic Gardening Pilot Project
215 Special Category C	3,634,735.58		(1,208,959.69)	1,457,053.86	968,722.03	968,722.03
216 Air Pollution Control	24,376,252.29		19,523.10	1,394,588.01	23,001,187.38	835.99	23,002,023.37
217 Oil Spill Prevention	6,194,707.08		423,161.16	2,594,418.08	4,023,450.16	34.45	4,023,484.61
218 Multimodal Transportation	235,140,619.71		19,303,256.76	7,086,715.12	247,357,161.35	269,795.30	247,626,956.65
21E Concealed Pistol License Renewal	208,888.64		4,269.72	213,158.36	213,158.36
21H Wastewater Treatment Plant Operator Certification	283,019.00		486.00	283,505.00	125.50	283,630.50
21M Distracted Driving Prevention	20,190.02		155.75	20,345.77	20,345.77
21S Aquatic Invasive Species Management	28,079.83		104,026.00	16,054.63	116,051.20	116,051.20
21V Construction Registration Inspection	2,847,255.39		964,104.22	970,824.98	2,840,534.63	2,693.43	2,843,228.06

RECEIPTS AND DISBURSEMENTS FOR TREASURY FUNDS

	May 1, 2020		May 2020		May 31, 2020		
	Beginning Book Balance		Plus Receipts	Less Disbursements	Ending Book Balance	Outstanding Warrants	Ending Cash Balance
SPECIAL REVENUE FUNDS (Continued)							
222 Freshwater Aquatic Weeds	\$ 924,321.69	\$	102,717.00	\$ 20,314.53	\$ 1,006,724.16	\$ 3.00	\$ 1,006,727.16
223 State Oil Spill Response	821,923.17		2,308,957.16	62,603.55	3,068,276.78		3,068,276.78
22J Abandoned Recreational Vehicle Disposal	776,237.71		177,123.06	131,438.30	821,922.47	955.00	822,877.47
22M Energy Efficiency	10,111,792.20			9,730.18	10,102,062.02		10,102,062.02
22R Internet Consumer Access							
22U Secure Drug Take-Back Program	699,094.68			10,666.23	688,428.45		688,428.45
22W Public Disclosure Transparency	1,136,503.25		2,300.00	8,281.62	1,130,521.63		1,130,521.63
234 Public Works Administration	10,856,861.92		225,234.84	312,253.28	10,769,843.48	26,718.06	10,796,561.54
235 Youth Tobacco & Vapor Product Prevention	1,514,466.52		110,162.68	111,331.18	1,513,298.02	1,675.00	1,514,973.02
237 Recreation Access Pass	1,101,253.77		2,377,088.06	590.00	3,477,751.83	290.00	3,478,041.83
23G Vulnerable Roadway User Education	973.86		416.73		1,390.59		1,390.59
23N Model Toxics Control Capital	78,358,837.72		5,284,795.67	2,194,685.63	81,448,947.76	7,357.05	81,456,304.81
23P Model Toxics Control Operating	47,234,714.76		9,512,114.19	11,490,486.56	45,256,342.39	197,515.78	45,453,858.17
23R Model Toxics Control Stormwater	25,254,984.06		2,260,870.03	1,175,111.88	26,340,742.21	8,066.47	26,348,808.68
23S Puget Sound Gateway Facility							
23T Congestion Relief Traffic Safety	19,949.49		2,000.87		21,950.36		21,950.36
23V Voluntary Cleanup							
23W Paint Product Stewardship							
24B Foundational Public Health Services	6,548,147.17		310,367.95	36,679.15	6,821,835.97	50.00	6,821,885.97
24J Workforce Education Investment	(68,247,363.52)		14,376,767.45	8,983,259.52	(62,853,855.59)	46,256.53	(62,807,599.06)
24K Agency Financial Transaction	2,133,537.84		955,062.29	389,468.91	2,699,131.22	0.30	2,699,131.52
24L Ambulance Transport							
24N Fish, Wildlife, and Conservation							
24P Insurance Commissioner's Fraud			39,881.00		39,881.00		39,881.00
24R Recycling Enhancement Fee							
24V Telebehavioral Health Access							
260 University of Washington Operating Fees	123.54				123.54		123.54
262 Manufactured Home Installation Training	603,512.07		10,871.48	24,006.59	590,376.96		590,376.96
263 Community and Economic Development Fee	4,970,047.04		59,659.59	127,582.41	4,902,124.22	27,879.50	4,930,003.72
267 Recreation Resources	23,628,123.08		484,814.84	1,299,600.98	22,813,336.94	7,141.88	22,820,478.82
268 Nonhighway and Off-Road Vehicle Activities (NOVA) Program	10,674,927.05		491,569.07	371,685.34	10,794,810.78	13,310.74	10,808,121.52
269 Parks Renewal and Stewardship	19,138,869.39		1,522,526.02	4,376,922.93	16,284,472.48	499,528.45	16,784,000.93
271 Washington State University Operating Fees							
275 Central Washington University Operating Fees							
277 State Agency Parking	331,052.87		6,767.50	624.00	337,196.37	315.00	337,511.37
285 Growth Management Planning and Environmental Review	2,281,756.68		273,265.06	65,304.52	2,489,717.22		2,489,717.22
296 Columbia River Basin Water Supply Rev Recovery	6,110,688.41		8,525.66	179,259.36	5,939,954.71		5,939,954.71
315 Dedicated Marijuana Fund	298,199,639.59		45,866,127.63	5,192,935.92	338,872,831.30	22,325.70	338,895,157.00
319 Public Health Supplemental	2,542,885.34		47,987.18	260,027.42	2,330,845.10	217.04	2,331,062.14

RECEIPTS AND DISBURSEMENTS FOR TREASURY FUNDS

	May 1, 2020		May 2020		May 31, 2020		
	Beginning Book Balance		Plus Receipts	Less Disbursements	Ending Book Balance	Outstanding Warrants	Ending Cash Balance
SPECIAL REVENUE FUNDS (Continued)							
404 State Treasurer's Service	\$ 34,101,259.15	\$	1,866,800.13	\$ 932,833.62	\$ 35,035,225.66	\$ 174,397.76	\$ 35,209,623.42
408 Coastal Protection	1,303,099.44		318.20	19,399.70	1,284,017.94	1,284,017.94
441 Local Government Archives	1,890,155.38		388,961.08	329,776.90	1,949,339.56	10,899.30	1,960,238.86
500 Perpetual Surveillance and Maintenance	47,983,896.00		72,189.72	48,056,085.72	48,056,085.72
507 Oyster Reserve Land	546,001.19		767.51	18,286.49	528,482.21	45.00	528,527.21
511 Tacoma Narrows Toll Bridge	13,219,296.20		(7,338,214.67)	(2,867,201.35)	8,748,282.88	172,285.97	8,920,568.85
513 Derelict Vessel Removal	624,434.51		202,212.00	41,000.94	785,645.57	785,645.57
532 Washington Housing Trust Fund	11,099,961.77		219,051.98	711,809.79	10,607,203.96	10,607,203.96
535 Alaskan Way Viaduct Replacement Project	(39,262,350.73)		(324,515.37)	774,868.47	(40,361,734.57)	252,490.65	(40,109,243.92)
549 Election	21,713,118.53		26,013.83	116,645.28	21,622,487.08	21,622,487.08
550 Transportation 2003	(23,174,976.77)		(5,021,998.96)	227,337.22	(28,424,312.95)	6,306.86	(28,418,006.09)
562 Skilled Nursing Facility Safety Net Trust	6,241,375.15		5,424.58	173,052.30	6,073,747.43	6,073,747.43
564 Water Pollution Control Revolving Administration	5,673,664.85		534,688.28	128,461.37	6,079,891.76	102.52	6,079,994.28
565 Yakima Integrated Plan Implementation Revenue Recovery
566 Community Forest Trust	152,995.94		212.63	153,208.57	153,208.57
571 Multiuse Roadway Safety	525,498.56		23,526.12	12.00	549,012.68	549,012.68
595 I-405 and SR-167 Express Toll Lanes	65,402,013.89		(396,974.15)	702,492.11	64,302,547.63	148,533.24	64,451,080.87
600 Department of Retirement Systems Expense	16,189,521.53		3,843,514.03	2,508,527.33	17,524,508.23	62,891.39	17,587,399.62
689 Rural Washington Loan	3,334,741.15		4,669.25	3,339,410.40	3,339,410.40
727 Water Pollution Control Revolving	214,091,873.13		6,611,898.22	3,688,388.98	217,015,382.37	217,015,382.37
733 Capitol Campus Reserve
777 Prostitution Prevention and Intervention	163,902.09		908.30	164,810.39	164,810.39
785 State Educational Trust Fund	6,796,567.90		31,469.49	(663,731.47)	7,491,768.86	3,534.85	7,495,303.71
818 Youth Athletic Facility	189,802.70		264.40	190,067.10	190,067.10
825 Tobacco Settlement
844 Money-Purchase Retirement Savings Administrative
851 Developmental Disabilities Community Services	3,657,093.65		5,094.43	3,662,188.08	3,662,188.08
874 OASI Revolving	200,569.27		42,257.11	12,437.94	230,388.44	25.00	230,413.44
887 Public Facilities Construction Loan Revolving	24,478,662.56		98,730.74	1,727,184.48	22,850,208.82	22,850,208.82
888 Deferred Compensation Administrative	1,234,252.14		(73,847.36)	182,020.13	978,384.65	23.17	978,407.82
893 Radiation Perpetual Maintenance	\$354,994.21		494.52	355,488.73	355,488.73
TOTAL SPECIAL REVENUE FUNDS	\$ 4,803,656,839.48	\$	448,511,171.37	\$ 405,099,002.54	\$ 4,847,069,008.31	\$ 11,331,870.15	\$ 4,858,400,878.46
DEBT SERVICE FUNDS							
303 Highway Bond Retirement	\$ 206,541,735.77	\$	64,151,118.82	\$	\$ 270,692,854.59	\$	\$ 270,692,854.59
304 Ferry Bond Retirement	12,198,740.04		1,069,090.53	13,267,830.57	13,267,830.57
305 Transportation Improvement Board Bond Retirement	5,171,972.50		570,038.85	5,742,011.35	5,742,011.35
347 Washington State University Bond Retirement	19,770,773.37		(3,093,448.90)	(147,170.99)	16,824,495.46	16,824,495.46
348 University of Washington Bond Retirement	8,974,065.50		5,963,918.18	246,341.80	14,691,641.88	14,691,641.88
380 Debt-Limit General Fund Bond Retirement	19,979.93		19,979.93	19,979.93

RECEIPTS AND DISBURSEMENTS FOR TREASURY FUNDS

	May 1, 2020		May 2020		May 31, 2020		
	Beginning Book Balance		Plus Receipts	Less Disbursements	Ending Book Balance	Outstanding Warrants	Ending Cash Balance
DEBT SERVICE FUNDS (Continued)							
381 Debt-Limit Reimbursable Bond Retirement	\$		\$		\$		\$
382 Nondebt-Limit General Fund Bond Retirement
383 Nondebt-Limit Reimbursable Bond Retirement	19,897.22			19,897.22		19,897.22
384 Nondebt-Limit Proprietary Appropriated Bond Retirement
385 Nondebt-Limit Proprietary Nonappropriated Bond Retirement
386 Nondebt-Limit Revenue Bond Retirement
389 Toll Facility Bond Retirement	\$35,404,652.89		4,705,840.91		40,110,493.80		40,110,493.80
TOTAL DEBT SERVICE FUNDS	\$ 288,101,817.22		\$ 73,366,558.39	\$ 99,170.81	\$ 361,369,204.80		\$ 361,369,204.80
CAPITAL PROJECTS FUNDS							
01L Higher Education Construction	\$		\$		\$		\$
036 Capitol Building Construction	5,668,062.94		8,456.36	201,780.75	5,474,738.55		5,474,738.55
056 State Higher Education Construction	2,444.91		3.41		2,448.32		2,448.32
057 State Building Construction	331,115,304.66		1,962,661.75	84,224,792.98	248,853,173.43	3,894,781.31	252,747,954.74
060 Community and Technical College Capital Projects	10,946,969.87		9,714,838.65	(151,225.66)	20,813,034.18		20,813,034.18
061 Eastern Washington University Capital Projects	6,113,617.00		128,072.98	314,010.67	5,927,679.31		5,927,679.31
062 Washington State University Building	722,168.08		4,003,211.34	1,696,628.41	3,028,751.01		3,028,751.01
063 Central Washington University Capital Projects	5,948,469.82		128,078.98	313,558.75	5,762,990.05		5,762,990.05
064 University of Washington Building	18,191,277.96		5,905,325.40	2,688,132.00	21,408,471.36		21,408,471.36
065 Western Washington University Capital Projects	9,223,591.53		131,448.84	398,980.13	8,956,060.24		8,956,060.24
066 The Evergreen State College Capital Projects	2,167,738.22		122,811.06	(2,974.78)	2,293,524.06		2,293,524.06
075 State Social and Health Services Construction	9,396.39			9,396.39		9,396.39
18B Columbia River Basin Tax Bond Water Supply Development	1,238,594.31		1,725.39		1,240,319.70		1,240,319.70
245 Public Safety Reimbursable Bond	4.12			4.12		4.12
246 Community and Technical College Forest Reserve	4,951,477.40			4,951,477.40		4,951,477.40
289 Thurston County Capital Facilities	5,187,088.25		399,800.00	110,073.78	5,476,814.47		5,476,814.47
357 Gardner-Evans Higher Education Construction	45,698.05			45,698.05		45,698.05
364 Military Department Capital	1,824,599.55		10,973.61	1,813,625.94	9,284.72	1,822,910.66
367 Chehalis Basin Taxable
TOTAL CAPITAL PROJECTS FUNDS	\$ 403,356,503.06		\$ 22,506,434.16	\$ 89,804,730.64	\$ 336,058,206.58	\$ 3,904,066.03	\$ 339,962,272.61
PERMANENT FUNDS							
04B Natural Resources Real Property Replacement	\$ 6,172,838.80		\$ 8,793.98		\$ 6,181,632.78		\$ 6,181,632.78
601 Agricultural Permanent	79,314.05		221.33	18,569.61	60,965.77		60,965.77
603 Millersylvania Park Trust	5,694.99		7.94		5,702.93		5,702.93
604 Normal School Permanent	279,474.02		202,847.79	76,626.23		76,626.23
605 Permanent Common School	48,143.06		(40,122.06)	88,265.12		88,265.12
606 Scientific Permanent	453,356.30		122,545.26	330,811.04		330,811.04

RECEIPTS AND DISBURSEMENTS FOR TREASURY FUNDS

	May 1, 2020	May 2020		May 31, 2020		
	Beginning Book Balance	Plus Receipts	Less Disbursements	Ending Book Balance	Outstanding Warrants	Ending Cash Balance
PERMANENT FUNDS (Continued)						
607 State University Permanent	\$ 151,035.24	\$	\$	\$ 151,035.24	\$	\$ 151,035.24
TOTAL PERMANENT FUNDS	\$ 7,189,856.46	\$ 9,023.25	\$ 303,840.60	\$ 6,895,039.11	\$	\$ 6,895,039.11
ENTERPRISE FUNDS						
12V PEBB Medical Benefits Admin	\$	\$	\$	\$	\$	\$
401 Correctional Industries	2,725,111.87	8,413,662.88	9,890,753.38	1,248,021.37	221,656.37	1,469,677.74
407 Secretary of State's Revolving	7,707,089.73	672,432.56	649,204.22	7,730,318.07	7,730,318.07
418 State Health Care Authority Administrative	1,469,677.80	1,153,245.58	1,417,998.97	1,204,924.41	2,632.92	1,207,557.33
492 School Employees' Insurance Administrative	6,521,195.85	36.84	1,303,606.49	5,217,626.20	2,201.24	5,219,827.44
578 Lottery Administrative	1,060,396.35	1,250,000.00	1,118,934.20	1,191,462.15	7,713.38	1,199,175.53
608 Accident	22,401,400.63	301,521,382.52	324,114,740.72	(191,957.57)	11,904,593.44	11,712,635.87
609 Medical Aid	13,841,992.40	141,699,576.49	155,112,717.62	428,851.27	3,199,169.09	3,628,020.36
610 Accident Reserve	93,611.51	68,473,986.02	68,394,446.78	173,150.75	749,086.90	922,237.65
881 Supplemental Pension	8,691,573.76	136,362,284.50	144,366,608.74	687,249.52	1,780,185.90	2,467,435.42
883 Second Injury	\$55,539,043.08	535,801.01	125,680.29	55,949,163.80	37,616.15	55,986,779.95
TOTAL ENTERPRISE FUNDS	\$ 120,051,092.98	\$ 660,082,408.40	\$ 706,494,691.41	\$ 73,638,809.97	\$ 17,904,855.39	\$ 91,543,665.36
INTERNAL SERVICE FUNDS						
006 Public Records Efficiency, Preservation & Access	\$ 2,030,745.26	\$ 572,977.20	\$ 291,897.79	\$ 2,311,824.67	\$	\$ 2,311,824.67
405 Legal Services Revolving	7,830,034.47	10,400,282.92	12,532,106.93	5,698,210.46	79,983.06	5,778,193.52
410 Transportation Equipment	18,972,467.16	1,037,697.92	(82,271.31)	20,092,436.39	28,556.40	20,120,992.79
415 Personnel Service	9,500,552.04	2,194,904.06	557,052.39	11,138,403.71	6,537.50	11,144,941.21
455 Higher Education Personnel Service	409,776.31	263,940.00	111,349.01	562,367.30	686.25	563,053.55
468 OFM Central Service	2,036,880.89	414,566.17	(192,730.29)	2,644,177.35	2,644,177.35
483 Auditing Services Revolving	(844,299.92)	700,325.38	602,649.82	(746,624.36)	302.30	(746,322.06)
484 Administrative Hearings Revolving	(\$1,816,053.69)	1,740,758.00	1,845,066.49	(1,920,362.18)	1,375.00	(1,918,987.18)
TOTAL INTERNAL SERVICE FUNDS	\$ 38,120,102.52	\$ 17,325,451.65	\$ 15,665,120.83	\$ 39,780,433.34	\$ 117,440.51	\$ 39,897,873.85
PENSION TRUST FUNDS						
614 Volunteer Firefighters' Relief and Pension Principal	\$ 12,921,822.79	\$ 536,713.54	\$ 1,068,182.72	\$ 12,390,353.61	\$ 112,525.91	\$ 12,502,879.52
615 State Patrol - Plan1	918,940.83	6,589,789.19	6,638,605.39	870,124.63	17,701.55	887,826.18
616 Judges' Retirement	1,167,594.53	1,625.51	21,402.43	1,147,817.61	1,147,817.61
630 State Patrol - Plan 2	471,323.88	1,837,590.01	1,902,352.59	406,561.30	406,561.30
631 Public Employees' Retirement System Plan 1	8,849,990.59	161,883,325.19	160,846,256.94	9,887,058.84	179,197.05	10,066,255.89
632 Teachers' Retirement System Plan 1	6,659,457.44	116,361,604.33	115,867,020.45	7,154,041.32	291,017.62	7,445,058.94
633 School Employees' Retirement System Combined Plan 2 & 3	5,549,079.38	60,872,629.08	60,621,893.09	5,799,815.37	58,366.70	5,858,182.07
635 Public Safety Employees Retirement System Plan 2	247,264.48	7,425,307.17	7,390,359.92	282,211.73	761.83	282,973.56
641 Public Employees' Retirement System Combined Plan 2 & 3	12,737,294.87	280,522,952.24	279,361,347.82	13,898,899.29	709,921.57	14,608,820.86
642 Teachers' Retirement System Combined Plan 2 and 3	16,420,454.03	174,511,790.82	173,237,786.94	17,694,457.91	84,376.90	17,778,834.81
661 Higher Ed Retirement Plan Supplemental Benefit-UW

RECEIPTS AND DISBURSEMENTS FOR TREASURY FUNDS

	May 1, 2020		May 2020		May 31, 2020		
	Beginning Book Balance		Plus Receipts	Less Disbursements	Ending Book Balance	Outstanding Warrants	Ending Cash Balance
PENSION TRUST FUNDS (Continued)							
662 Higher Ed Retirement Plan Supplemental Benefit -WSU	\$	\$	\$	\$	\$	\$	\$
663 Higher Ed Retirement Plan Supplemental Benefit-EWU
664 Higher Ed Retirement Plan Supplemental Benefit-CWU
665 Higher Ed Retirement Plan Supplemental Benefit-TESC
667 Higher Ed Retirement Plan Supplemental Benefit-WWU
668 Higher Ed Retirement Plan Supplemental Benefit -SBCTC
722 Deferred Compensation Principal	2,867,615.03		43,576,794.67	42,764,478.25	3,679,931.45	2,791.42	3,682,722.87
729 Judicial Retirement Principal	9,966.36		3,160.13	3,138.52	9,987.97	9,987.97
819 LEOFF Plan 1 Retirement	2,848,182.73		31,667,085.06	31,355,647.74	3,159,620.05	98,343.35	3,257,963.40
829 LEOFF Plan 2 Retirement	4,061,282.07		59,033,734.91	58,610,078.99	4,484,937.99	148,815.05	4,633,753.04
882 Washington Judicial Retirement System	\$9,864,329.88		13,911.17	642,336.00	9,235,905.05	9,235,905.05
TOTAL PENSION TRUST FUNDS	\$ 85,594,598.89		\$ 944,838,013.02	\$ 940,330,887.79	\$ 90,101,724.12	\$ 1,703,818.95	\$ 91,805,543.07
AGENCY FUNDS							
01P Suspense	\$ 78,781,880.78	\$ 1,701,085,719.98	\$ 1,697,733,632.07	\$ 82,133,968.69	\$ 44,159.31	\$ 82,178,128.00	
01R Undistributed Receipts	131,327.37	88,972.91	220,300.28	220,300.28	
01T Local Leasehold Excise Tax	2,485,507.10	(2,885,148.87)	5,370,655.97	5,370,655.97	
034 Local Sales and Use Tax	
035 State Payroll Revolving	17,231,832.44	547,577,467.32	545,990,259.02	18,819,040.74	1,745,291.39	20,564,332.13	
768 Local Real Estate Excise Tax	
795 State Investment Board Commingled Monthly Bond	356.65	356.65	
847 Separately Managed State Agency Investment	
865 State Investment Board Commingled Trust	19,429.48	19,429.48	
877 OASI Contribution	
TOTAL AGENCY FUNDS	\$ 98,630,547.69	\$ 2,248,771,946.34	\$ 2,240,858,528.35	\$ 106,543,965.68	\$ 1,789,450.70	\$ 108,333,416.38	
TOTAL TREASURY FUNDS	\$ \$7,663,751,145.56	\$ 8,499,184,696.89	\$ 7,896,340,362.77	\$ 8,266,595,479.68	\$ 75,571,277.02	\$ 8,342,166,756.70	

RECEIPTS AND DISBURSEMENTS FOR TREASURER'S TRUST FUNDS

	May 1, 2020		May 2020		May 31, 2020	
	Beginning Book Balance	Plus Receipts	Less Disbursements	Ending Book Balance	Outstanding Warrants	Ending Cash Balance
GENERAL FUND						
06N Local Tax Administration	\$	\$	\$	\$	\$	\$
07F Commercial Fisheries Buyback
08B Foster Care Endowed Scholarship Trust	16,220.24	22.59	16,242.83	16,242.83
08E Individual Development Account Program	6,373.52	(4,341.17)	2,032.35	2,032.35
08N State Financial Aid	15,958,607.62	16,411,358.20	24,493,142.61	7,876,823.21	20,700.81	7,897,524.02
08T Transportation Innovative Partnership
10V Invasive Species Council
11M Poet Laureate	115.55	115.55	115.55
11R Hospital Infection Control Grant
12L Outdoor Education and Recreation Prog	777,112.75	777,112.75	777,112.75
12P Geoduck Aquaculture Research	178,936.40	80,339.85	98,596.55	98,596.55
131 Fair	269,710.18	1,134.21	5,058.94	265,785.45	81,817.00	347,602.45
14N Legislative Oral History	45,650.20	45,650.20	45,650.20
14P Skeletal Human Remains Assistance	290,642.30	290,642.30	290,642.30
15B Food Animal Vet Scholarship
15N Business Assistance
16F Washington State Flag
16K Mortgage Recovery
16R Multiagency Permitting Team	97,019.05	(45.10)	96,973.95	96,973.95
17R Aerospace Training Student Loan	237,896.95	3,035.67	10,297.69	230,634.93	230,634.93
18C Native Education Public-Private Partnership
18F High School Completion
18G Opportunity Scholarship Match Transfer	5,043,332.46	(4,932,000.00)	111,332.46	111,332.46
18K 24/7 Sobriety	18,314.55	1,803.63	20,118.18	20,118.18
18V Science, Technology, Engineering and Math Education Lighthouse
19J Universal Communications Services	4,347,346.91	31,764.72	4,315,582.19	4,315,582.19
20L Early Start
21J Gina Grant Bull Memorial Legislative Page Scholarship	51,848.11	72.71	51,920.82	350.00	52,270.82
21K Skilled Worker Awareness Grant Program	80,050.35	80,050.35	80,050.35
21L Low-Income Home Rehab Revolving Loan Program	38,094.82	53.07	38,147.89	38,147.89
21T Suicide-Safer Homes Project	25,000.01	25,000.01	25,000.01
22A State Agency Office Relocation Pool	7,246,229.30	7,246,229.30	7,246,229.30
22B Highway Worker Memorial Scholarship
22S Landlord Mitigation Program	476,303.74	149,807.11	277,074.49	349,036.36	45,739.67	394,776.03
22V Medical Student Loan	491,479.24	491,479.24	491,479.24
23B Rural Jobs Program Match Transfer
23E Washington History Day	81,513.88	102.58	(137.50)	81,753.96	81,753.96
23F Open Educational Resources
23L Indian Health Improvement Reinvestment

RECEIPTS AND DISBURSEMENTS FOR TREASURER'S TRUST FUNDS

	May 1, 2020		May 2020		May 31, 2020		
	Beginning Book Balance		Plus Receipts	Less Disbursements	Ending Book Balance	Outstanding Warrants	Ending Cash Balance
GENERAL FUND (Continued)							
24A Behavioral Health Loan Repayment Program	\$ 1,000,000.00	\$	\$	\$ 1,000,000.00	\$	\$ 1,000,000.00	
24F Veterans Service Officer	
24W Undocumented Student Support Loan Match	
290 Savings Incentive	1,961,955.69	1,961,955.69	1,961,955.69	
447 Information Technology Investment Revolving	36,302,738.03	1,300.00	3,184,284.60	33,119,753.43	34,575.24	33,154,328.67	
490 Regional Transportation Investment District	
514 Agricultural Conservation Easements	
534 Washington Graduate Fellowship Trust	489.80	489.80	489.80	
551 Washington Youth and Families	124,634.31	124,634.31	124,634.31	
552 Conservation Assistance Revolving	440,728.45	440,728.45	440,728.45	
646 Higher Ed Retirement Plan Supplemental Benefit	20,389.15	1,297,707.90	1,293,205.00	24,892.05	24,892.05	
653 Washington Distinguished Professorship Trust	
703 COVID-19 Unemployment	25,000,000.00	25,000,000.00	25,000,000.00	
743 College Faculty Awards Trust	186.14	186.14	186.14	
747 Health Professional Loan Repayment & Scholarship Program	8,121,700.60	159,721.81	157,905.65	8,123,516.76	6,796.87	8,130,313.63	
748 Higher Education Coord. Board for Innovation and Quality	
781 Cross-State Trail	473.10	473.10	473.10	
793 Health Insurance Pool	
817 Stadium and Exhibition Center Construction	
835 Four Year Student Child Care in Higher Education	\$50,518.33	2,000.00	48,518.33	48,518.33	
TOTAL GENERAL FUND	\$ 108,801,611.73	\$ 13,089,733.21	\$ 29,534,936.05	\$ 92,356,408.89	\$ 189,979.59	\$ 92,546,388.48	
SPECIAL REVENUE FUNDS							
01F Crime Victims' Compensation	\$ 151,041.47	\$ 353,261.83	\$ (2,092.90)	\$ 506,396.20	\$ 6,089.05	\$ 512,485.25	
03K Industrial Insurance Premium Refund	5,521,839.03	73,820.76	150,516.23	5,445,143.56	5,445,143.56	
04F Real Estate Education Program	699,439.82	2,911.45	10,776.31	691,574.96	691,574.96	
06H Oral History, State Library, and Archives	18,940.10	21,861.67	15,654.51	25,147.26	25,147.26	
06J Securities Prosecution	622,078.66	11,725.00	4,268.66	629,535.00	4,268.66	633,803.66	
07A Mortgage Lending Fraud Prosecution	241,716.78	39,743.10	70,218.00	211,241.88	105,327.00	316,568.88	
07B Organ and Tissue Donation Awareness	164,428.93	51,119.99	215,548.92	215,548.92	
07E Contract Harvesting Revolving	10,521,109.85	13,047.07	4,662,535.01	5,871,621.91	203,803.03	6,075,424.94	
07J "Helping Kids Speak"	3,164.01	2,531.67	2,125.67	3,570.01	3,570.01	
07K Special License Plate Applicant Trust	12,206.00	12,206.00	12,206.00	
07L Legislative International Trade	77.33	77.33	77.33	
07N Produce Railcar Pool	50.17	0.07	50.24	50.24	
07T Commemorative Works	3,430.90	4.78	3,435.68	3,435.68	
07V Fish and Wildlife Enforcement Reward	562,488.88	11,548.60	16,213.28	557,824.20	20.00	557,844.20	
08C Gonzaga University Alumni Association	5,829.69	4,365.66	3,856.99	6,338.36	6,338.36	
08F Lighthouse Environmental Programs	12,051.63	6,864.67	6,880.99	12,035.31	12,035.31	
08G Flexible Spending Administrative	2,396,211.37	36,786.90	92,540.58	2,340,457.69	2,340,457.69	

RECEIPTS AND DISBURSEMENTS FOR TREASURER'S TRUST FUNDS

	May 1, 2020		May 2020		May 31, 2020		
	Beginning Book Balance		Plus Receipts	Less Disbursements	Ending Book Balance	Outstanding Warrants	Ending Cash Balance
SPECIAL REVENUE FUNDS (Continued)							
08J Prescription Drug Consortium	\$ 42,947.77	\$	\$	\$	\$ 42,947.77	\$	\$ 42,947.77
08L "Ski & Ride Washington"	2,935.56		2,639.00	2,310.00	3,264.56	3,264.56
08P State Parks Education and Enhancement	407,971.76		12,194.01	5,696.69	414,469.08	459.00	414,928.08
08V Veterans Stewardship	1,050,022.28		52,064.60	164,772.50	937,314.38	153.42	937,467.80
08W "Washington's National Park Fund"	22,089.59		17,068.33	17,507.02	21,650.90	21,650.90
098 Eastern Washington Pheasant Enhancement	364,032.49		66,049.83	3,400.00	426,682.32	426,682.32
09A We Love Our Pets	11,694.57		4,076.33	4,102.00	11,668.90	11,668.90
09B Boating Safety Education Certification	551,600.78		24,475.00	5,578.96	570,496.82	375.00	570,871.82
09J Washington Coastal Crab Pot Buoy Tag	266,143.86		1,325.00	5,434.21	262,034.65	262,034.65
09K Life Sciences Discovery	85,220.08		119.18	234.00	85,105.26	85,105.26
09L Nursing Resource Center	259,282.91		51,105.00	687.10	309,700.81	170.00	309,870.81
10F "Share the Road"	17,009.05		6,482.00	6,498.34	16,992.71	16,992.71
11A Employment Training Finance	312,232.06		6,853.21	319,085.27	319,085.27
11J Electronic Products Recycling	771,923.78		19,241.75	752,682.03	752,682.03
11P Large On-Site Sewage Systems
11V Veteran Estate Management	12,097.00		30,400.29	42,608.55	(111.26)	(111.26)
126 Agricultural Local	18,473,373.75		2,337,571.73	2,861,586.17	17,949,359.31	44,228.65	17,993,587.96
128 Grain Inspection Revolving	796,953.53		1,476,942.97	1,284,682.01	989,214.49	14,644.35	1,003,858.84
12E Assisted Living Facility Management	455,692.23		(3,509.54)	459,201.77	459,201.77
12F Manufactured/Mobile Home Dispute Resol	2,517,566.12		29,847.75	49,567.06	2,497,846.81	2,497,846.81
12G Rockfish Research	319,941.40		41,364.60	14,643.23	346,662.77	5.00	346,667.77
12H Uniformed Service Shared Leave Pool	831,553.75		22,405.68	8,804.17	845,155.26	845,155.26
12N Get Ready For Math & Science Schlarship	185,610.11		3,608.45	189,218.56	189,218.56
133 Children's Trust	460,587.16		3,139.28	40.00	463,686.44	40.00	463,726.44
14E Washington State Library Operations	3,227,710.55		517,084.77	426,492.53	3,318,302.79	174.65	3,318,477.44
14W Reduced Cigarette Ignition Propensity	637,618.76		887.25	272.49	638,233.52	125.00	638,358.52
15A Transitional Housing Oper & Rent	0.41		0.41	0.41
15T Broadband Mapping
15V Funeral and Cemetery	546,001.73		32,502.80	91,826.31	486,678.22	533.90	487,212.12
15W Guaranteed Asset Protection Waiver	19,750.00		19,750.00	19,750.00
163 Worker and Community Right to Know	1,836,562.71		7,352.75	120,936.51	1,722,978.95	39.95	1,723,018.90
169 Horse Racing Commission Operating	643,865.77		95,532.08	52,993.03	686,404.82	2,286.39	688,691.21
16B Landscape Architects' License	263,851.63		9,300.00	12,536.35	260,615.28	260,615.28
16E Spec Forest Products Outreach/Education	69,614.20		317.00	69,931.20	69,931.20
16G Universal Vaccine Purchase	10,619,738.60		4,339,805.81	3,065,612.10	11,893,932.31	61.42	11,893,993.73
16L Accessible Communities	544,819.94		22,515.36	1,068.20	566,267.10	566,267.10
16N Disabled Veterans Assistance
16T Product Stewardship Programs	239,458.30		1,280.94	238,177.36	238,177.36
17L Foreclosure Fairness	585,229.79		193,600.00	16,318.97	762,510.82	762,510.82

RECEIPTS AND DISBURSEMENTS FOR TREASURER'S TRUST FUNDS

	May 1, 2020		May 2020		May 31, 2020		
	Beginning Book Balance		Plus Receipts	Less Disbursements	Ending Book Balance	Outstanding Warrants	Ending Cash Balance
SPECIAL REVENUE FUNDS (Continued)							
17M Individual-Based/Portable Background Check Clearance	\$ 632,398.35	\$	11,005.00	\$ 74.07	\$ 643,329.28	\$ 108.00	\$ 643,437.28
17V Volunteer Firefighters	6,586.99		3,140.66	3,483.66	6,243.99		6,243.99
180 Local Government Administrative Hearings	267,881.88			2,039.52	265,842.36		265,842.36
189 Clarke-McNary							
18A Investing In Innovation	34,347.09				34,347.09		34,347.09
18E Educator Certification Processing	2,307,595.55		136,309.00	209,256.00	2,234,648.55	1,483.39	2,236,131.94
18M Music Matters Awareness	6,955.66		4,683.00	5,191.67	6,446.99		6,446.99
18N Damage Prevention	164,471.00				164,471.00		164,471.00
18R Seattle Sounders FC	7,014.94		4,718.00	4,732.00	7,000.94		7,000.94
190 Forest Fire Protection Assessment	1,757,145.50		762.63	(5,377,780.32)	7,135,688.45	1,612.08	7,137,300.53
193 State Forest Nursery Revolving	447,793.57		148.19	(71,689.58)	519,631.34	1,737.06	521,368.40
195 Energy	217.11		0.30		217.41		217.41
197 Statute Law Committee Publications	833,016.73			3,503.15	829,513.58	59.55	829,573.13
198 Access Road Revolving	8,253,427.07		1,181.90	(269,570.44)	8,524,179.41	10,355.84	8,534,535.25
19B School for the Blind	2,523,033.68		287,556.31	187,584.43	2,623,005.56		2,623,005.56
19E 4-H Program	448.00		340.67	448.00	340.67		340.67
19F Seattle Seahawks	188,666.49		34,750.33	26,943.00	196,473.82		196,473.82
19H Center for Deaf/Hard of Hearing Youth	1,073,539.26		60,657.22	220.00	1,133,976.48	220.00	1,134,196.48
19M Seattle University	36,033.68		616.00		36,649.68		36,649.68
19P Child Rescue	11,227.42		583.75		11,811.17		11,811.17
19R Residential Services and Support	92,330.66				92,330.66		92,330.66
19W Wolf-Livestock Conflict	293,850.38			800.00	293,050.38		293,050.38
205 Mobile Home Park Relocation	2,468,697.94		67,436.68	20,825.66	2,515,308.96		2,515,308.96
206 Cost of Supervision	820,343.37		181,641.15	17,437.54	984,546.98	110.00	984,656.98
209 Regional Fisheries Enhancement Group	1,476,779.65		151,569.93	72,036.25	1,556,313.33	26.66	1,556,339.99
20A State Flower	2,279.67		1,792.00	1,768.67	2,303.00		2,303.00
20D CPA Scholarship Transfer	200,000.00				200,000.00		200,000.00
20E WA Internet Crimes Against Children	1,501,219.83			34,569.27	1,466,650.56	284.00	1,466,934.56
20G Washington Farmers and Ranchers	760.67		252.00	252.00	760.67	252.00	1,012.67
20K Licensing & Enforcement System Modernization							
20P Nursing Facility Quality Enhancement	2,478,927.29				2,478,927.29		2,478,927.29
20W Washington Tennis	7,054.76		56.00		7,110.76		7,110.76
210 Fire Protection Contractor License	636,676.71		10,503.14	39,842.53	607,337.32	375.00	607,712.32
213 Veterans' Emblem	15,682.44		238.00		15,920.44		15,920.44
214 Temporary Worker Housing	271,755.96		2,340.00	30,050.91	244,045.05		244,045.05
219 Air Operating Permit	2,747,119.30		(4.50)	81,548.35	2,665,566.45		2,665,566.45
21A Washington State Wrestling	644.00		709.33	588.00	765.33		765.33
21C Washington Sexual Assault Kit	970,813.60		1,352.78		972,166.38		972,166.38
21F Fred Hutch	280.00		392.00	280.00	392.00		392.00

RECEIPTS AND DISBURSEMENTS FOR TREASURER'S TRUST FUNDS

	May 1, 2020		May 2020		May 31, 2020		
	Beginning Book Balance		Plus Receipts	Less Disbursements	Ending Book Balance	Outstanding Warrants	Ending Cash Balance
SPECIAL REVENUE FUNDS (Continued)							
21G Washington State Aviation	\$ 71,788.17	\$	2,384.67	\$	\$ 74,172.84	\$	\$ 74,172.84
21N NE WA Wolf-Livestock Management	392,768.28		552.79	11,034.53	382,286.54	382,286.54
21Q Forest Health Revolving	16,147,352.64		24,627.64	147,598.78	16,024,381.50	229.39	16,024,610.89
21U Veteran's In-State Service Shared Leave Pool	110,734.57	110,734.57	110,734.57
21W K-12 Criminal Background Check	226,220.46		61,881.25	45,293.15	242,808.56	242,808.56
225 Fingerprint Identification	3,746,100.32		453,884.25	551,644.80	3,648,339.77	31,706.56	3,680,046.33
22G Photovoltaic Module Recycling	12,972.13	2.57	12,969.56	12,969.56
22H Foster Parent Shared Leave Pool	24,426.87	1,884.00	22,542.87	22,542.87
22K Watershed Restoration Enhancement	251,800.00	251,800.00	251,800.00
22L Public Use General Aviation Airport Loan Revolving	4,895,863.06	277,846.00	4,618,017.06	4,618,017.06
22N Fish and Wildlife Federal Lands Revolving
22P Natural Resources Federal Lands Revolving	1,246,457.12		1,931.29	(119,644.38)	1,368,032.79	1,368,032.79
22Q Seattle Mariners	28,963.69		1,953.00	30,916.69	30,916.69
23A Student Loan Advocate
23C Department of Licensing Tuition Recovery	62,095.15		494.15	62,589.30	62,589.30
23D Student Achievement Council Tuition Recovery Trust
23K Smoke Detection Device Awareness	36,533.32	36,533.32	36,533.32
23M County Road Administration Board Emergency Loan	508,490.56		1,381.62	509,872.18	509,872.18
23U Compostable Products Revolving
24C San Juan Islands Programs	13,654.68		644.00	14,298.68	14,298.68
24D Seattle Storm	1,148.00		56.00	1,204.00	1,204.00
24E Washington State Library-Archives Building	2,698,409.21		346,456.27	3,044,865.48	3,044,865.48
24G Hemp Regulatory	313,567.46		36,688.65	1,000.00	349,256.11	350.00	349,606.11
24S Seattle NHL Hockey
24T State Firearms Background Check System
259 Coastal Crab	107,844.40		1,172.50	720.00	108,296.90	108,296.90
25A Washington Apples
274 Adult Family Home	889,451.96	(9,315.57)	898,767.53	898,767.53
281 Impaired Driving Safety	132,992.33		58,023.00	191,015.33	191,015.33
283 Juvenile Accountability Incentive	308,388.24		429.59	308,817.83	308,817.83
294 Sea Cucumber Dive Fishery	(3,016.23)		3,016.23
295 Sea Urchin Dive Fishery	(8.23)		8.23
297 Pipeline Safety	3,889,126.11		49,801.61	189,414.28	3,749,513.44	70.06	3,749,583.50
298 Geologists'	268,635.92		9,695.00	27,665.42	250,665.50	100.89	250,766.39
300 Financial Services Regulation	24,745,395.52		1,238,404.72	2,464,878.82	23,518,921.42	27,790.85	23,546,712.27
320 Puget Sound Crab Pot Buoy Tag	83,591.89	300.00	83,291.89	83,291.89
328 Crim Justice Training Commis Firing Range Maintenance	161,426.00	161,426.00	161,426.00
416 Surplus and Donated Food Commodities Revolving	3,256,414.31		853,645.46	149,344.51	3,960,715.26	3,960,715.26
424 Anti-Trust Revolving	1,370,764.12	186,375.74	1,184,388.38	1,184,388.38

RECEIPTS AND DISBURSEMENTS FOR TREASURER'S TRUST FUNDS

	May 1, 2020		May 2020		May 31, 2020		
	Beginning Book Balance		Plus Receipts	Less Disbursements	Ending Book Balance	Outstanding Warrants	Ending Cash Balance
SPECIAL REVENUE FUNDS (Continued)							
474 School Employees Flexible & Dependent Care Administration	\$ 17,976.04	\$	74,838.63	\$ 38,613.31	\$ 54,201.36	\$	\$ 54,201.36
480 Financial Education Public-Private Partnership	58,504.59		58,504.59	58,504.59
485 Horse Racing Owners' Bonus/Breeder Awards	76,667.81		16,968.55	123.21	93,513.15	11,568.32	105,081.47
495 Toll Collection	26,190,469.42		9,160,585.24	9,682,414.92	25,668,639.74	102,125.59	25,770,765.33
496 Educator Conditional Scholarship	4,653,344.57		16,537.72	57,442.41	4,612,439.88	3,000.00	4,615,439.88
497 Horse Racing Commission Class C Purse Fund	83,991.81		117.00	84,108.81	84,108.81
498 Washington State Council of Fire Fighters Benevolent	15,347.03		11,970.02	9,345.00	17,972.05	17,972.05
499 Law Enforcement Memorial	50,638.71		27,188.02	26,399.32	51,427.41	51,427.41
501 Liquor Revolving	21,276,882.65		25,882,854.34	3,328,013.65	43,831,723.34	107,852.94	43,939,576.28
503 Tuition Recovery	4,140,068.41		8,875.90	14,394.55	4,134,549.76	5,583.00	4,140,132.76
515 DNA Data Base	338,352.62		28,974.56	(128,877.11)	496,204.29	572.09	496,776.38
516 Fruit and Vegetable Inspection	8,824,068.55		1,887,523.70	1,473,475.60	9,238,116.65	82,870.43	9,320,987.08
536 Federal Food Service Revolving	2,337,199.80		31,940,722.75	31,890,922.36	2,387,000.19	64,600.21	2,451,600.40
553 Performance Audits of Government	6,648,537.53		1,249,749.78	1,574,758.42	6,323,528.89	14,252.61	6,337,781.50
561 Community Technical College Innovation	1,793,922.16		3,995,652.00	(30,009.48)	5,819,583.64	5,819,583.64
687 Rural Rehabilitation	118,143.68		164.58	118,308.26	118,308.26
688 Federal Local Rail Service Assistance	81,556.11		101.58	81,657.69	81,657.69
731 Child Care Facility Revolving	1,560,894.20		3,233.89	1,564,128.09	1,564,128.09
732 Nursing Home Civil Penalties	1,708,607.31		(21,308.79)	1,729,916.10	3,740.00	1,733,656.10
746 Hanford Area Economic Investment	67,174.61		5,904.90	73,079.51	73,079.51
749 Governor's Interagency Committee of State Employed Women	135,677.56		1,160.00	134,517.56	134,517.56
761 Basic Health Plan Subscription	250,744.09		250,744.09	250,744.09
763 Center for the Improvement of Student Learning	35,600.68		35,600.68	35,600.68
773 Commission on Higher Ed Prof Student Ex Program	51,200.00		51,200.00	51,200.00
774 University of Washington License Plate	93,489.71		23,060.34	116,550.05	116,550.05
776 Washington State University License Plate	49,095.62		54,439.01	103,534.63	103,534.63
778 Western Washington University License Plate	2,954.00		1,428.00	4,186.00	196.00	196.00
779 Eastern Washington University License Plate	69,256.45		4,512.67	73,769.12	73,769.12
780 School Zone Safety Account	1,466,643.21		14,722.43	11,631.67	1,469,733.97	1,469,733.97
783 Central Washington University License Plate	17,220.00		1,908.67	19,128.67	19,128.67
784 Miscellaneous Transportation Programs	(2,912,028.60)		14,228,734.38	17,466,977.08	(6,150,271.30)	562,401.04	(5,587,870.26)
786 The Evergreen State College License Plate	13,564.71		420.00	13,984.71	13,984.71
789 Advanced Environmental Mitigation Revolving	6,595,559.68		9,158.72	6,604,718.40	6,604,718.40
816 Stadium and Exhibition Center	50,824,628.13		2,348,572.64	53,173,200.77	53,173,200.77
821 Impaired Physician	292,172.00		133,895.00	166,608.88	259,458.12	550.00	260,008.12
823 Livestock Nutrient Management	21,021.51		1,300.00	22,321.51	22,321.51
833 Developmental Disabilities Endowment Trust	2,474,548.53		626,958.65	82,941.27	3,018,565.91	3,018,565.91
834 Capitol Furnishings Preservation Committee	22,150.32		22,150.32	22,150.32
878 Federal Forest Revolving	704.65		3,902.18	4,606.83	4,606.83

RECEIPTS AND DISBURSEMENTS FOR TREASURER'S TRUST FUNDS

	May 1, 2020		May 2020		May 31, 2020		
	Beginning Book Balance		Plus Receipts	Less Disbursements	Ending Book Balance	Outstanding Warrants	Ending Cash Balance
SPECIAL REVENUE FUNDS (Continued)							
880 Advance Right-of-Way Revolving	\$ 30,048,410.52	\$	421,049.75	\$ 708.03	\$ 30,468,752.24	\$ 0.05	\$ 30,468,752.29
884 Gambling Revolving	9,655,227.41		6,588,119.90	1,208,757.64	15,034,589.67	16,179.15	15,050,768.82
885 Plumbing Certificate	1,235,731.52		62,448.84	74,450.40	1,223,729.96	3.87	1,223,733.83
892 Pressure Systems Safety	\$440,257.46		59,095.27	170,279.88	329,072.85	1,407.73	330,480.58
TOTAL SPECIAL REVENUE FUNDS	\$ 347,852,353.60	\$	113,045,776.28	\$ 79,370,600.19	\$ 381,527,529.69	\$ 1,436,382.83	\$ 382,963,912.52
CAPITAL PROJECTS FUNDS							
366 Watershed Restoration Enhancement Bond	\$ 3,675,614.87	\$	\$ 349,090.51	\$ 3,326,524.36	\$ 916.79	\$ 3,327,441.15
377 Watershed Restoration Enhancement Taxable Bond
TOTAL CAPITAL PROJECTS FUNDS	\$ 3,675,614.87	\$	\$ 349,090.51	\$ 3,326,524.36	\$ 916.79	\$ 3,327,441.15
PERMANENT FUNDS							
842 American Indian Scholarship Endowment	\$ 305,191.99	\$	791.13	\$ 305,983.12	\$ 305,983.12
852 Foster Care Scholarship Endowment	\$3,824.50		5.32	3,829.82	3,829.82
TOTAL PERMANENT FUNDS	\$ 309,016.49	\$	796.45	\$	309,812.94	\$	309,812.94
ENTERPRISE FUNDS							
22E Family and Medical Leave Enforcement	\$ 401,795.27	\$	1,102.85	\$ 402,898.12	\$ 402,898.12
22F Family and Medical Leave Insurance	501,747,174.68		77,773,888.11	46,266,709.59	533,254,353.20	7,728,310.28	540,982,663.48
413 Municipal Revolving	1,251,247.77		2,559,305.19	2,589,466.43	1,221,086.53	1,750.88	1,222,837.41
438 Uniform Dental Plan Benefits Administration	574,739.33		510,068.00	1,059,033.60	25,773.73	25,773.73
439 Uniform Medical Plan Benefits Administration	4,685,572.41		5,422,949.70	5,429,853.42	4,678,668.69	4,678,668.69
442 Legislative Gift Center	119,133.88		119,133.88	1,551.40	120,685.28
445 Self-Insured Emplr Overpytm Reimb	243,421.34		1,378.56	45,715.70	199,084.20	45,715.70	244,799.90
446 Industrial Insurance Rainy Day Fund
449 Certificates of Participation and Other Financing - Local	215,538.50		646,796.82	646,796.82	215,538.50	215,538.50
456 Separately Managed State Treasurer's Service	64,443.69		5,824.37	6,122.54	64,145.52	64,145.52
463 Washington College Savings Program	(457,573.65)		67,083.37	52,445.67	(442,935.95)	585.53	(442,350.42)
470 Imaging	131,266.95		7,017.60	30,259.43	108,025.12	108,025.12
473 School Employees Insurance Reserve	294.84		35,250,119.37	35,250,414.21	35,250,414.21
475 School Employees Dental Benefits Administration	405,786.20		260,880.00	800,157.96	(133,491.76)	(133,491.76)
477 Lottery Investment
493 School Employees' Insurance	(23,738,928.24)		113,491,728.49	116,246,627.19	(26,493,826.94)	317,685.87	(26,176,141.07)
494 School Employees' Benefits Board Administration	532,787.78		1,519,586.40	1,547,182.37	505,191.81	505,191.81
543 Judicial Information Systems	5,690,089.76		994,976.36	1,652,951.15	5,032,114.97	4,906.54	5,037,021.51
544 Pollution Liability Insurance Program Trust	34,220,558.63		1,131,340.71	1,039,080.45	34,312,818.89	1,685.50	34,314,504.39
545 Heating Oil Pollution Liability Trust	1,787,618.11		102,045.78	65,620.72	1,824,043.17	1,824,043.17
567 Long-Term Services and Supports Trust	982,501.89		1,396.50	216,217.69	767,680.70	767,680.70
721 Public Employees' and Retirees' Insurance	129,413,892.88		206,282,765.87	134,808,830.04	200,887,828.71	1,365,717.73	202,253,546.44
730 Public Employees' and Retirees' Insurance Reserve	195,099,857.58		(24,105,220.99)	170,994,636.59	170,994,636.59

RECEIPTS AND DISBURSEMENTS FOR TREASURER'S TRUST FUNDS

	May 1, 2020		May 2020		May 31, 2020		
	Beginning Book Balance		Plus Receipts	Less Disbursements	Ending Book Balance	Outstanding Warrants	Ending Cash Balance
ENTERPRISE FUNDS (Continued)							
788 Advanced College Tuition Payment Program	\$ 2,350,554.91		\$ 11,119,295.48	\$ 10,261,977.33	\$ 3,207,873.06	\$ 603,962.86	\$ 3,811,835.92
TOTAL ENTERPRISE FUNDS	\$ 855,721,774.51		\$ 433,044,328.54	\$ 322,765,048.10	\$ 966,001,054.95	\$ 10,071,872.29	\$ 976,072,927.24
INTERNAL SERVICE FUNDS							
411 Natural Resources Equipment	\$ 6,754,789.01		\$ 1,839.71	\$ 99,167.87	\$ 6,657,460.85	\$ 15,143.53	\$ 6,672,604.38
421 Education Technology Revolving Fund	8,514,291.75		1,375,494.95	7,138,796.80	7,138,796.80
422 General Administration Services	22,199,853.27		20,734,418.06	29,991,767.07	12,942,504.26	699,422.39	13,641,926.65
436 OFM Labor Relations Service	1,834,579.87		401,091.02	457,073.12	1,778,597.77	1,778,597.77
444 Fish & Wildlife Equipment	605,251.45		19,754.73	48,829.76	576,176.42	576,176.42
453 Minority and Women's Business Enterprises	1,255,503.88		187,958.00	245,410.68	1,198,051.20	305.00	1,198,356.20
458 Consolidated Technology Services Revolving	28,856,997.49		10,862,694.23	9,052,737.38	30,666,954.34	71,537.18	30,738,491.52
461 Shared Information Technology System Revolving
466 Statewide Info Tech System Development Revolving	1,966,843.43		589,235.50	1,681,464.16	874,614.77	874,614.77
471 State Patrol Nonappropriated Airplane Revolving	205,171.90		11,182.41	193,989.49	400.40	194,389.89
472 Statewide Info Tech System Maintenance & Operations Revolving	16,863,250.58		3,055,614.58	3,234,968.48	16,683,896.68	343,214.62	17,027,111.30
546 Risk Management	1,437,685.38		418,266.12	1,163,155.23	692,796.27	692,796.27
547 Liability	(182,262,495.27)		6,398,345.97	5,927,064.45	(181,791,213.75)	911,387.64	(180,879,826.11)
739 Certificates of Participation and Other Financing - State	\$5,684,919.92		15,902,714.79	7,166,777.92	14,420,856.79	14,420,856.79
TOTAL INTERNAL SERVICE FUNDS	\$ -86,083,357.34		\$ 58,571,932.71	\$ 60,455,093.48	\$ -87,966,518.11	\$ 2,041,410.76	\$ (85,925,107.35)
PRIVATE PURPOSE FUNDS							
196 Unclaimed Personal Property	\$ 827,320.16		\$ 3,977,636.70	\$ 3,649,588.12	\$ 1,155,368.74	\$ 4,164,763.93	\$ 5,320,132.67
738 Department of Social and Health Services Trust	53,654.52		53,654.52	53,654.52
799 WA Achieving a Better Life Experience Program	\$6,315.57		7.77	6,323.34	6,323.34
TOTAL PRIVATE PURPOSE FUNDS	\$ 887,290.25		\$ 3,977,644.47	\$ 3,649,588.12	\$ 1,215,346.60	\$ 4,164,763.93	\$ 5,380,110.53
PENSION TRUST FUNDS							
838 LEOFF Retirement System Benefits Improvement	\$ 0.65		\$	\$	\$ 0.65	\$	\$ 0.65
TOTAL PENSION TRUST FUNDS	\$ 0.65		\$	\$	\$ 0.65	\$	\$ 0.65
AGENCY FUNDS							
165 Salary Reduction	\$ 2,066,696.99		\$ 3,121,276.22	\$ 2,347,388.18	\$ 2,840,585.03	\$	\$ 2,840,585.03
16C Real Estate/Property Tax Admin Assistance	42,680.00		43,387.50	42,492.50	43,575.00	43,575.00
17A County Enhanced 911 Excise Tax	6,554,546.53		120,568.26	6,433,978.27	6,433,978.27
525 Washington State Combined Fund Drive	1,480,975.80		366,638.94	1,082,856.22	764,758.52	32,166.51	796,925.03
660 Natural Resources Deposit	25,716,410.78		27,047,850.76	24,467,673.77	28,296,587.77	3,011.49	28,299,599.26
734 Centennial Document Preservation and Modernization	2,913,525.64		284,061.78	3,197,587.42	3,197,587.42
737 High Occupancy Vehicle
757 Maritime Historic Restoration and Preservation	11,142.00		9,602.87	20,744.87	20,744.87
797 Local Tourism Promotion	363,907.38		(163,391.83)	527,299.21	527,299.21

RECEIPTS AND DISBURSEMENTS FOR TREASURER'S TRUST FUNDS

	May 1, 2020	May 2020		May 31, 2020		
	Beginning Book Balance	Plus Receipts	Less Disbursements	Ending Book Balance	Outstanding Warrants	Ending Cash Balance
AGENCY FUNDS (Continued)						
802 School Employees Salary Reduction	\$ (\$856,250.18)	\$ 2,305,194.00	\$ 1,328,558.40	\$ 120,385.42	\$	\$ 120,385.42
TOTAL AGENCY FUNDS	\$ 38,293,634.94	\$ 33,178,012.07	\$ 29,226,145.50	\$ 42,245,501.51	\$ 35,178.00	\$ 42,280,679.51
TOTAL TREASURER'S TRUST FUNDS	\$ \$1,269,457,939.70	\$ 654,908,223.73	\$ 525,350,501.95	\$ 1,399,015,661.48	\$ 17,940,504.19	\$ 1,416,956,165.67

INVESTMENT STATEMENT

INVESTMENT STATEMENT

Fund / Account	May 1, 2020	Purchased	Maturities & Sales	Amortization	May 31, 2020
Treasury & Treasurer's Trust					
Investments (trade date basis)	\$ 9,040,362,281.28	\$ 3,884,976,951.25	\$ 3,142,441,406.25	\$ 101,607.29	\$ 9,782,999,433.57
Reverse Repurchase Agreements
Purchased Accrued Interest	452,372.48	1,041.67	66,664.63	386,749.52
Total Treasury & Treasurer's Trust	\$ 9,040,814,653.76	\$ 3,884,977,992.92	\$ 3,142,508,070.88	\$ 101,607.29	\$ 9,783,386,183.09
Local Government Investment Pool					
Investments (trade date basis)	\$ 23,254,342,902.05	\$ 23,653,596,422.97	\$ 23,489,488,687.51	\$ 7,588,179.87	\$ 23,426,038,817.38
Reverse Repurchase Agreements
Purchased Accrued Interest	91,286.11	91,286.11
Total Local Government Investment Pool	\$ 23,254,434,188.16	\$ 23,653,596,422.97	\$ 23,489,488,687.51	\$ 7,588,179.87	\$ 23,426,130,103.49
Separately Managed Accounts					
Investments (trade date basis)	\$ 412,019,660.26	\$ 47,376,050.36	\$ 49,445,530.70	\$ 27,088.73	\$ 409,977,268.65
Purchased Accrued Interest	115,701.15	37,411.46	78,289.69
Total Separately Managed Accounts	\$ 412,135,361.41	\$ 47,376,050.36	\$ 49,482,942.16	\$ 27,088.73	\$ 410,055,558.34
Total All Accounts	\$ 32,707,384,203.33	\$ 27,585,950,466.25	\$ 26,681,479,700.55	\$ 7,716,875.89	\$ 33,619,571,844.92

INVESTMENT INTEREST INCOME AND CAPITAL GAINS

INVESTMENT INTEREST INCOME AND CAPITAL GAINS CURRENT MONTH AND FISCAL YEAR TO DATE COMPARISON

Fund / Account	May 2020	May 2019	Fiscal Year 2020	Fiscal Year 2019
Treasury & Treasurer's Trust				
Cash	\$ 5,614,899.19	\$ 8,829,952.60	\$ 120,111,003.53	\$ 124,647,006.26
Custody Bank Fees	(5,396.13)	(4,802.36)	(57,415.99)	(45,167.05)
Other Bank Fees	(1,939.09)	(5,921.64)	(90,063.14)	(102,419.47)
Amortization	101,607.29	2,654,813.24	12,659,607.68	16,199,751.26
Accrued Interest	3,384,345.35	3,046,199.38	(3,385,771.83)	3,305,810.79
Gains and Losses	848,060.00	(139,878.40)	10,479,125.16	(95,518.24)
Total Treasury & Treasurer's Trust	\$ 9,941,576.61	\$ 14,380,362.82	\$ 139,716,485.41	\$ 143,909,463.55
Local Government Investment Pool				
Cash	\$ 3,440,025.40	\$ 15,604,492.81	\$ 127,037,719.60	\$ 157,645,762.09
Amortization	7,588,179.87	20,345,794.97	143,808,899.59	160,730,888.41
Accrued Interest	(1,487,529.24)	730,951.81	(13,499,905.81)	5,404,659.02
Gains and Losses	62,634.72	181,111.55	3,925,100.49	1,127,285.89
Total Local Government Investment Pool	\$ 9,603,310.75	\$ 36,862,351.14	\$ 261,271,813.87	\$ 324,908,595.41
Separately Managed Accounts				
Cash	\$ 326,455.20	\$ 148,851.78	\$ 4,635,832.81	\$ 2,699,121.50
Amortization	27,088.73	100,895.62	578,524.19	1,249,829.25
Accrued Interest	272,339.46	202,905.82	908,421.61	723,217.17
Gains and Losses	63,478.00	416,763.28	(3,962.48)
Total Separately Managed Accounts	\$ 689,361.39	\$ 452,653.22	\$ 6,539,541.89	\$ 4,668,205.44
Total All Accounts	\$ 20,234,248.75	\$ 51,695,367.18	\$ 407,527,841.17	\$ 473,486,264.40

DUANE A. DAVIDSON
STATE TREASURER
PO BOX 40200
OLYMPIA WA 98504-0200

