



# **Washington State Treasurer's Monthly Report**

November 2017




**DUANE A. DAVIDSON**  
State Treasurer

In accordance with the Americans with Disabilities Act, this publication will be made available in alternate formats upon request to the Office of the State Treasurer, Legislative Building, 2nd Floor, Olympia, Washington 98504-0200, telephone (360) 902-9000, fax (360) 902-9037 or TTY Users Call: 7-1-1.  
Web Site: <http://tre.wa.gov>.

TABLE OF CONTENTS

	<i>Page</i>
State Treasurer’s Letter .....	1
General Fund .....	2
Treasury, Treasurer’s Trust and Local Government Investment Pool Flow Chart .....	3
Treasury & Treasurer’s Trust, Treasury and Treasurer’s Trust Charts .....	4
General Fund and Local Government Investment Pool Charts .....	5
Receipts and Disbursements for the State Treasury .....	6
Receipts and Disbursements for Trust Funds .....	16
Investment Statement & Investment Interest Income and Capital Gains .....	24





**DUANE A. DAVIDSON,**  
State Treasurer

**State of Washington**  
**Office of the Treasurer**  
Legislative Building  
P.O. Box 40200  
Olympia, Washington 98504-0200

(360) 902-9000 • TTY 7-1-1  
FAX (360) 902-9037  
Home Page <http://tre.wa.gov>

Fellow Washingtonians,

I am pleased to report on the operations of the Office of the State Treasurer for the month of November 2017. At the close of the month, the Treasury & Treasurer's Trust book balance was \$6.7 billion with investment earnings distributed for the month of \$6.9 million.

Sincerely,

A handwritten signature in blue ink that reads "Duane Davidson". The signature is fluid and cursive, with the first name "Duane" being more prominent than the last name "Davidson".

Duane A. Davidson  
Washington State Treasurer

# GENERAL FUND

## GENERAL FUND CURRENT MONTH AND FISCAL YEAR TO DATE COMPARISON (In Millions)

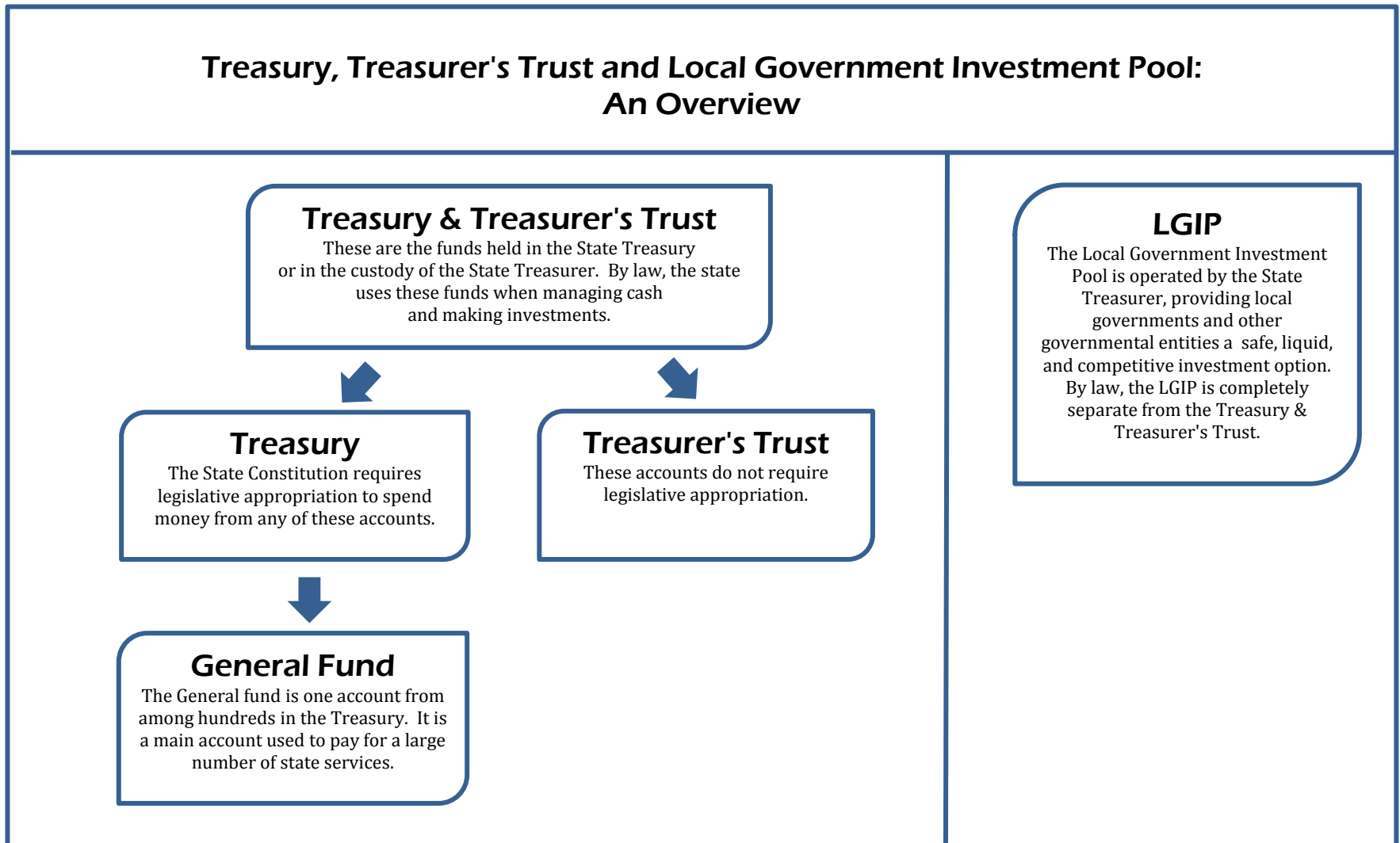
	Month of November		Fiscal Year to Date	
	2017	2016	2018	2017
<b>Beginning Book Balance</b>	\$ (216.831)	\$ 289.714	\$ 863.390	\$ 1,614.932
Cash Revenue	3,354.304	2,961.013	12,704.321	12,735.018
Other Cash Receipts	313.379	346.582	3,678.861	3,104.696
<b>Total Cash Receipts</b>	<u>\$ 3,667.683</u>	<u>\$ 3,307.595</u>	<u>\$ 16,383.182</u>	<u>\$ 15,839.714</u>
<b>Total Cash Disbursements</b>	<u>\$ 2,926.923</u>	<u>\$ 2,216.192</u>	<u>\$ 16,722.643</u>	<u>\$ 16,073.529</u>
<b>Ending Book Balance</b>	<u>\$ 523.929</u>	<u>\$ 1,381.117</u>	<u>\$ 523.929</u>	<u>\$ 1,381.117</u>
<b>Cash Revenue</b>				
Bond Retirement & Interest	\$ 0.000	\$ 0.000	\$ (0.167)	\$ (0.155)
Secretary of State	2.946	2.770	14.066	14.609
<b>Department of Revenue:</b>				
Retail Sales Tax	882.634	749.568	4,215.408	3,999.774
Business & Occupation Tax	357.016	377.431	1,675.613	1,663.007
Compensating Tax	50.561	50.663	277.462	281.413
Cigarette Tax	33.489	33.442	140.124	167.020
Public Utility Tax	27.865	33.094	140.664	146.896
Various Other Revenue	70.294	83.056	285.208	405.123
Insurance Commission	9.236	5.675	155.493	140.933
Liquor and Cannabis Board	2.512	2.658	31.615	31.157
<b>Department of Licensing:</b>				
Excise Tax – Other	0.017	0.012	0.089	0.074
Various Other Revenue	0.517	(0.016)	5.655	5.811
Department of Social & Health Services	5.573	6.512	43.204	39.684
Universities & Colleges	0.000	0.000	0.000	0.001
Treasurer's Transfers	0.702	(0.016)	(135.953)	(52.668)
<b>Counties:</b>				
Property Tax	746.196	730.686	822.251	808.926
Real Estate Excise Tax	96.881	90.453	567.186	478.547
Various Other Revenue	5.034	5.323	24.365	24.194
Federal Grants-In-Aid (All Agencies)	1,108.500	794.180	4,202.783	4,353.809
Revenues Distributed to Local Governments	(0.279)	(0.274)	(2.884)	(1.358)
Other Agencies' Cash Revenue	(45.390)	(4.204)	242.139	228.221
<b>Total Cash Revenue</b>	<u>\$ 3,354.304</u>	<u>\$ 2,961.013</u>	<u>\$ 12,704.321</u>	<u>\$ 12,735.018</u>

Source: Agency Financial Reporting System (AFRS).

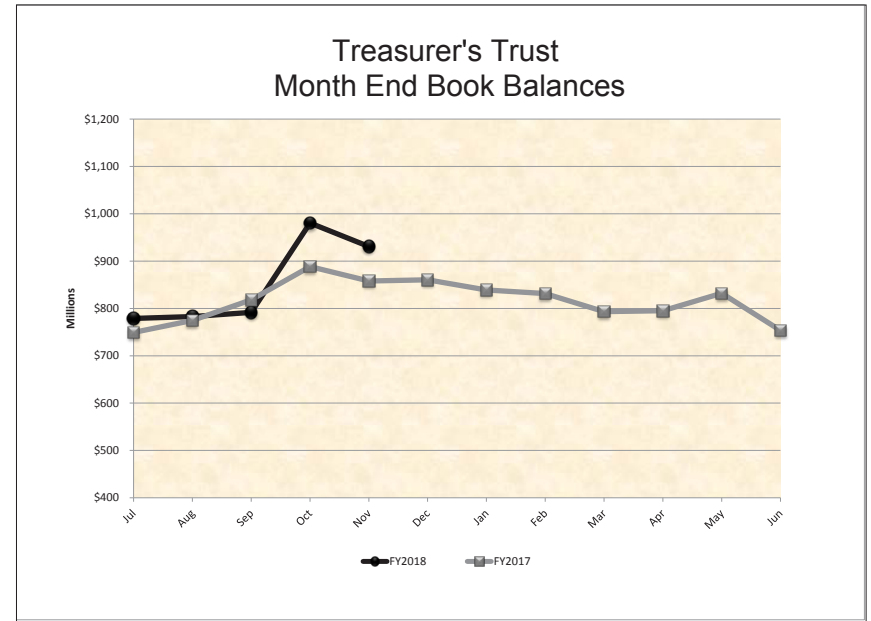
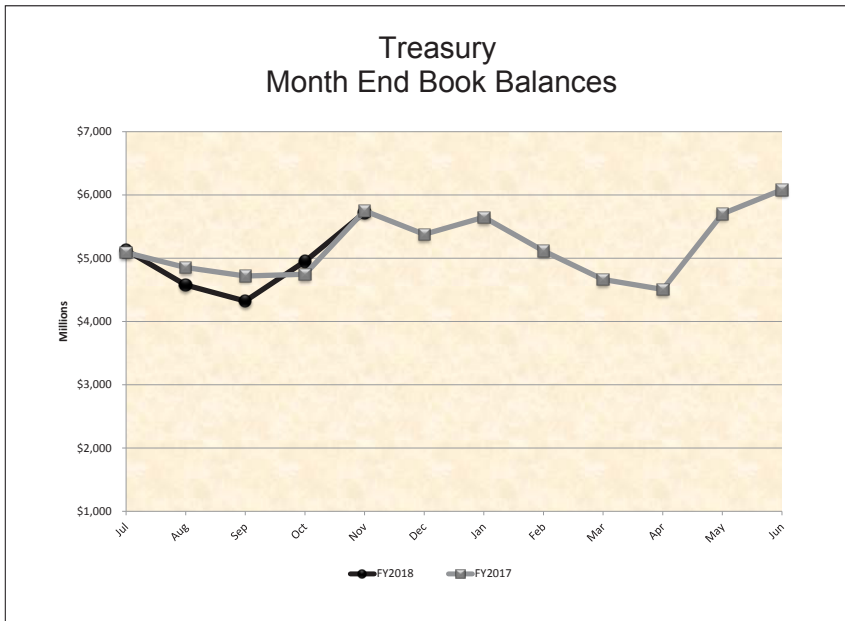
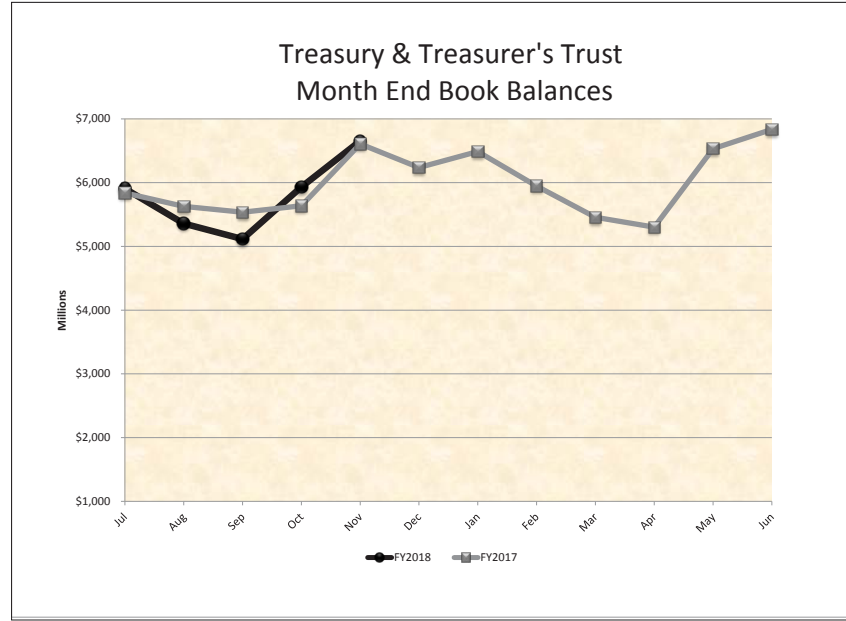
# TREASURY, TREASURER'S TRUST AND LGIP FLOW CHART

The State Treasurer is charged with the cash management of public funds, which includes two categories of state funds and accounts: (1) funds and accounts located in the state treasury, which are subject to legislative appropriation; and (2) Treasurer's trust funds, which are accounts placed in the custody of the State Treasurer, and not typically subject to legislative appropriation. Funds within these accounts are comingled for investment and cash management purposes.

This flow chart describes the structure of the Treasury and Treasurer's Trust Accounts. Month end balances of these accounts are shown on pages 4 and 5.

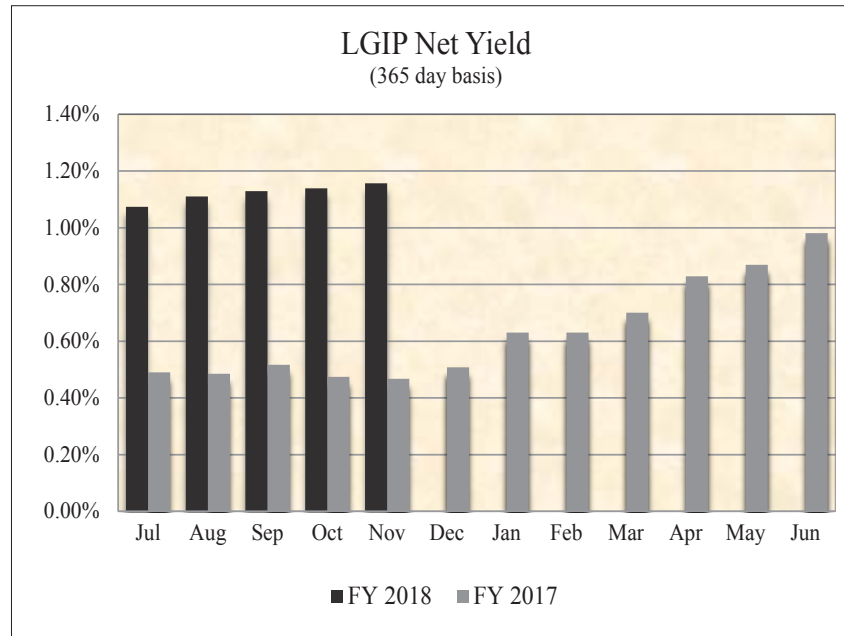
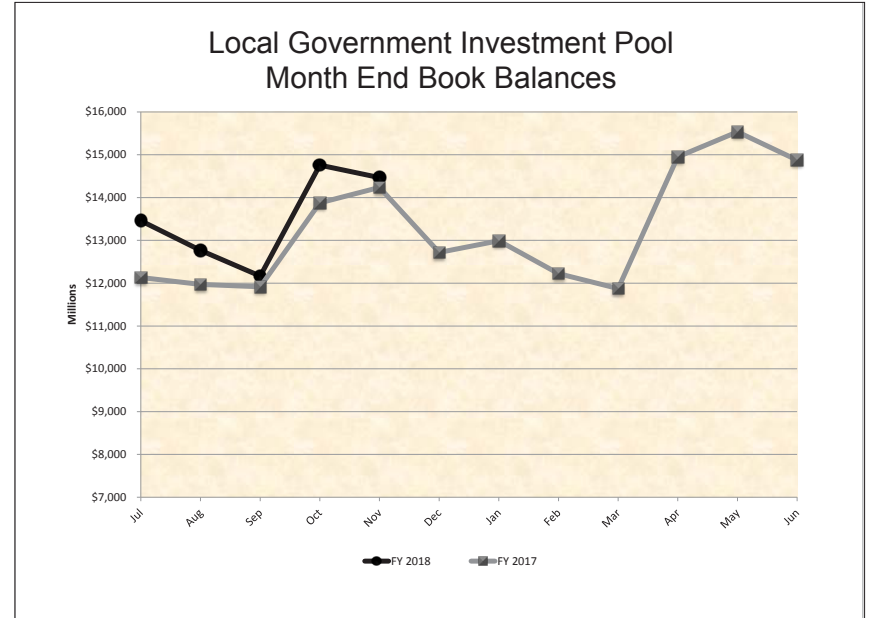
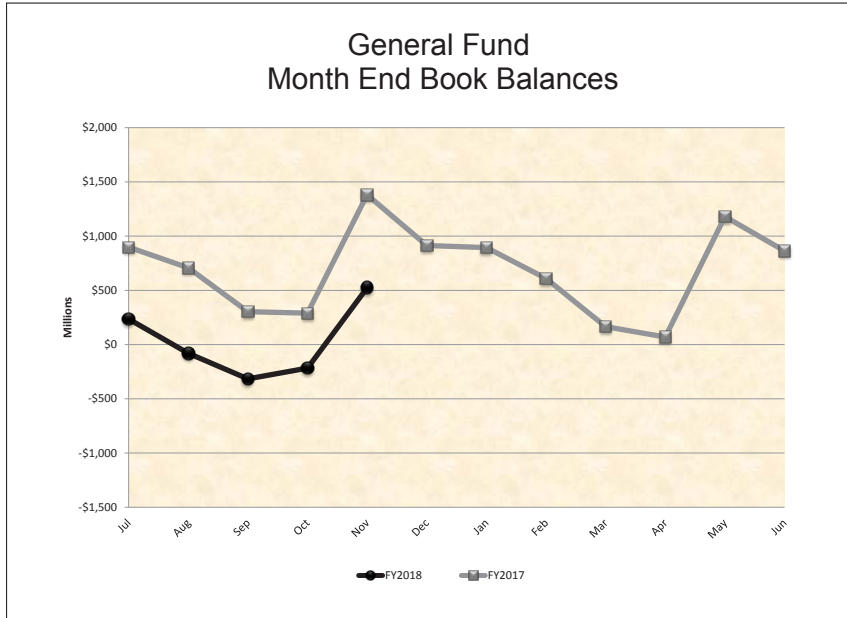


# TREASURY & TREASURER'S TRUST AND TREASURY AND TREASURER'S TRUST CHART





# GENERAL FUND AND LOCAL GOVERNMENT INVESTMENT POOL CHARTS



# RECEIPTS AND DISBURSEMENTS FOR TREASURY FUNDS

	November 1, 2017		November 2017		November 30, 2017		
	Beginning Book Balance		Plus Receipts	Less Disbursements	Ending Book Balance	Outstanding Warrants	Ending Cash Balance
<b>GENERAL FUND</b>							
001 General	\$ (216,831,457.06)	\$	3,667,683,072.27	\$ 2,926,922,884.00	\$ 523,928,731.21	\$ 28,027,373.92	\$ 551,956,105.13
018 Millersylvania Park Current	5,210.50				5,210.50		5,210.50
01E Geothermal	16,418.57				16,418.57		16,418.57
01N Institutional Impact	19,144.72				19,144.72		19,144.72
02P Flood Control Assistance	2,315,635.50		(634.61)	44,651.18	2,270,349.71		2,270,349.71
031 State Investment Board Expense	4,188,951.84		2,244,214.54	2,319,420.10	4,113,746.28	139.13	4,113,885.41
032 State Emergency Water Projects Revolving	221,616.92				221,616.92		221,616.92
03A Excess Earnings							
03L County Criminal Justice Assistance	1,711,701.85		10,382.34	347,252.44	1,374,831.75	496.46	1,375,328.21
03M Municipal Criminal Justice Assistance	(345,300.54)		3,260.11	71,751.93	(413,792.36)	198.60	(413,593.76)
04L Public Health Services	6.26		0.01		6.27		6.27
051 State and Local Improvements Revolving	26,744.33				26,744.33		26,744.33
055 State & Local Improve Revolving (Waste Disp Facilities, 1980)	2,639.01				2,639.01		2,639.01
05C Criminal Justice Treatment	5,408,563.49		(618.90)	513,537.58	4,894,407.01		4,894,407.01
05M Tourism Development and Promotion							
070 Outdoor Recreation	(210,119.59)		429,505.59	1,010,689.60	(791,303.60)		(791,303.60)
072 State & Local Improve Revolving (Water Supply Facilities)	702,393.58		(1,777.00)	16,098.23	684,518.35		684,518.35
09C Farm and Forest	740,300.94				740,300.94		740,300.94
09G Riparian Protection			94,760.17	97,107.47	(2,347.30)		(2,347.30)
09R Economic Development Strategic Reserve	1,458,344.78		214,180.91	360,236.38	1,312,289.31		1,312,289.31
10K Veterans Innovation Program	103,740.40				103,740.40		103,740.40
10P Columbia River Basin Water Supply Development	8,934,761.43		6,894.92	1,390,692.15	7,550,964.20	10,000.00	7,560,964.20
10R Energy Freedom	384,098.52		318.94	4.90	384,412.56		384,412.56
10T Hood Canal Aquatic Rehabilitation Bond							
11F Reinvesting in Youth	5.98				5.98		5.98
11N Heritage Barn Preservation							
11W Water Quality Capital	34,227.10				34,227.10		34,227.10
125 Site Closure	29,637,246.40		25,048.61	12,015.94	29,650,279.07		29,650,279.07
12B Green Energy Incentive							
12J Boating Activities	10,000.00				10,000.00		10,000.00
12K Puget Sound Scientific Research							
12R Independent Youth Housing							
12W Veterans Conservation Corps							
14B Budget Stabilization	1,665,684,362.86		1,385,255.63	13,103.54	1,667,056,514.95	171,544.00	1,667,228,058.95
14C Puget Sound Recovery							
14H Community Preservation & Development Auth	8,750.00				8,750.00		8,750.00
14L Streamlined Sales & Use Tax Mitigation	10,440,573.96				10,440,573.96		10,440,573.96
15C WA Community Tech Opportunity							
15F Local Public Safety Enhancement							
15J Building Communities							

# RECEIPTS AND DISBURSEMENTS FOR TREASURY FUNDS

		November 1, 2017	November 2017		November 30, 2017		
		Beginning Book Balance	Plus Receipts	Less Disbursements	Ending Book Balance	Outstanding Warrants	Ending Cash Balance
<b>GENERAL FUND (Continued)</b>							
15K	Columbia River Water Delivery	\$ 16,173.66	\$ .....	\$ .....	\$ 16,173.66	\$ .....	\$ 16,173.66
15R	Evergreen Job Training	.....	.....	.....	.....	.....	.....
16V	Water Rights Processing	66,254.50	400.00	.....	66,654.50	.....	66,654.50
177	Judicial Retirement Administrative	.....	.....	.....	.....	.....	.....
17C	Opportunity Express Account	62,171.42	.....	.....	62,171.42	.....	62,171.42
17E	State Efficiency and Restructuring	.....	.....	.....	.....	.....	.....
17F	Washington Opportunity Pathways	29,239,111.80	12,613,652.57	10,304,470.29	31,548,294.08	9.63	31,548,303.71
17K	Basic Health Plan Stabilization	.....	.....	.....	.....	.....	.....
18H	Opportunity Expansion	326.64	.....	.....	326.64	.....	326.64
19K	Yakima Integrated Plan Implementation	.....	.....	.....	.....	.....	.....
19L	Charter Schools Oversight	9,681.74	(37,573.18)	85,707.43	(113,598.87)	11.24	(113,587.63)
19N	Diesel Idle Reduction	.....	.....	.....	.....	.....	.....
20C	Yakima Integrated Plan Implementation Taxable Bond	.....	.....	.....	.....	.....	.....
20F	Invest in Washington	.....	.....	.....	.....	.....	.....
20S	Behavioral Health Innovation	3,219,417.88	(4.50)	24,512.40	3,194,900.98	.....	3,194,900.98
21B	Chehalis Basin	.....	.....	.....	.....	.....	.....
21D	Dairy Nutrient Infrastructure	.....	.....	.....	.....	.....	.....
21P	Sexual Assault Prevention and Response	.....	.....	.....	.....	.....	.....
21R	Child Welfare System Improvement	.....	.....	.....	.....	.....	.....
22C	Early Learning Facilities Revolving	.....	.....	.....	.....	.....	.....
22D	Early Learning Facilities Development	.....	.....	.....	.....	.....	.....
244	Habitat Conservation	2,076,518.57	.....	395,374.56	1,681,144.01	.....	1,681,144.01
253	Education Construction	912,343.50	757.52	.....	913,101.02	.....	913,101.02
285	Growth Management Planning and Environmental Review	.....	.....	.....	.....	.....	.....
291	Education Savings	.....	.....	.....	.....	.....	.....
355	State Taxable Building Construction	48,091,190.93	8,317.86	4,380,592.34	43,718,916.45	16,260.32	43,735,176.77
359	School Constr & Skill Ctrs Bldg	2,125.06	.....	.....	2,125.06	.....	2,125.06
488	Special Personnel Litigation Revolving	.....	.....	.....	.....	.....	.....
489	Pension Funding Stabilization	.....	.....	.....	.....	.....	.....
492	School Employees' Insurance Administrative	.....	.....	.....	.....	.....	.....
548	LEOFF System Plan 2 Expense	61,858.88	104,090.88	108,674.80	57,274.96	1,008.36	58,283.32
563	Columbia River Crossing Project	.....	(454,559.23)	.....	(454,559.23)	.....	(454,559.23)
828	Tobacco Prevention and Control	1,536,946.35	1,276.32	37,144.00	1,501,078.67	.....	1,501,078.67
830	Agricultural College Trust Management	1,445,790.41	59.04	131,625.84	1,314,223.61	169.00	1,314,392.61
<b>TOTAL GENERAL FUND</b>		<b>\$ 1,601,408,473.09</b>	<b>\$ 3,684,330,280.81</b>	<b>\$ 2,948,587,547.10</b>	<b>\$ 2,337,151,206.80</b>	<b>\$ 28,227,210.66</b>	<b>\$ 2,365,378,417.46</b>
<b>SPECIAL REVENUE FUNDS</b>							
002	Hospital Data Collection	\$ 109,961.24	\$ .....	\$ 12,664.78	\$ 97,296.46	\$ .....	\$ 97,296.46
003	Architects' License	571,377.71	44,463.65	(343,635.67)	959,477.03	2,286.87	961,763.90
007	Winter Recreational Program	1,346,928.03	2,920.00	16,465.06	1,333,382.97	610.42	1,333,993.39

# RECEIPTS AND DISBURSEMENTS FOR TREASURY FUNDS

	November 1, 2017		November 2017		November 30, 2017		
	Beginning Book Balance		Plus Receipts	Less Disbursements	Ending Book Balance	Outstanding Warrants	Ending Cash Balance
<b>SPECIAL REVENUE FUNDS (Continued)</b>							
014 Forest Development	\$ 7,914,604.44	\$	2,965.60	\$ 861,271.47	\$ 7,056,298.57	\$ 4,440.45	\$ 7,060,739.02
01B ORV & Non-Highway Vehicle Account	1,836,494.04		354,342.10	180,575.77	2,010,260.37	3,016.97	2,013,277.34
01M Snowmobile	3,809,729.22		309,580.26	37,258.33	4,082,051.15	.....	4,082,051.15
024 Professional Engineers'	1,845,027.93		136,161.10	155,683.22	1,825,505.81	7,030.12	1,832,535.93
026 Real Estate Commission	3,550,170.37		361,584.73	455,428.95	3,456,326.15	21,567.90	3,477,894.05
027 Reclamation	3,716,390.99		104,197.16	204,864.58	3,615,723.57	2,800.00	3,618,523.57
02A Surveys and Maps	1,105,988.12		64,976.89	91,464.57	1,079,500.44	780.47	1,080,280.91
02G Health Professions	16,742,480.08		4,389,227.67	8,219,246.87	12,912,460.88	35,012.26	12,947,473.14
02H Business Enterprises Revolving	714,445.68		423,213.20	85,519.97	1,052,138.91	3,616.25	1,055,755.16
02J Certified Public Accountants'	2,461,425.21		38,620.00	133,288.50	2,366,756.71	880.00	2,367,636.71
02K Death Investigations	2,193,137.88		334,040.28	237,752.83	2,289,425.33	1,820.91	2,291,246.24
02M Essential Rail Assistance	366,236.03		21,709.72	(15,786.98)	403,732.73	4,525.01	408,257.74
02N Parkland Acquisition	18,555.71	.....	.....	.....	18,555.71	.....	18,555.71
02R Aquatic Lands Enhancement	11,700,888.95		1,689.76	(98,621.55)	11,801,200.26	62,705.53	11,863,905.79
02W Timber Tax Distribution	6,167,918.71		3,556,403.35	9,348,657.72	375,664.34	8,565.71	384,230.05
030 Landowner Contingency Forest Fire Suppression	3,771,302.70		2.80	5,330.49	3,765,975.01	.....	3,765,975.01
039 Aeronautics	1,095,037.20		2,335,944.04	130,172.25	3,300,808.99	9,208.32	3,310,017.31
03B Asbestos	664,307.18		30,652.50	16,556.24	678,403.44	194.75	678,598.19
03C Emergency Medical Services and Trauma Care System Trust	13,265,425.49		2,028,905.15	2,239,826.51	13,054,504.13	48.50	13,054,552.63
03F Enhanced 911	4,063,594.98		2,197,411.65	2,738,227.47	3,522,779.16	79,793.02	3,602,572.18
03N Business License	4,150,497.64		5,464,492.04	5,028,695.47	4,586,294.21	104,704.57	4,690,998.78
03P Fire Service Trust	419,381.61		15.00	.....	419,396.61	.....	419,396.61
03R Safe Drinking Water	2,148,267.05		17,812.92	269,855.71	1,896,224.26	612.66	1,896,836.92
041 Resource Management Cost	25,882,294.55		26,520.17	1,432,819.58	24,475,995.14	19,659.57	24,495,654.71
042 Charitable, Educational, Penal, and Reformatory Institutions	4,408,053.74		4,338.50	(116,814.17)	4,529,206.41	.....	4,529,206.41
044 Waste Reduction, Recycling, and Litter Control	1,548,900.83		513,675.69	466,989.32	1,595,587.20	359.20	1,595,946.40
045 State Vehicle Parking	(10,612.44)		336,957.47	222,406.31	103,938.72	81.00	104,019.72
048 Marine Fuel Tax Refund	329,270.82	.....	.....	.....	329,270.82	92.87	329,363.69
04E Uniform Commercial Code	1,776,640.55		145,208.91	36,025.23	1,885,824.23	94.05	1,885,918.28
04H Surface Mining Reclamation	628,487.58		148.18	101,854.88	526,780.88	.....	526,780.88
04M Recreational Fisheries Enhancement	1,144,352.38		63,694.15	111,728.36	1,096,318.17	0.52	1,096,318.69
04R Drinking Water Assistance	14,937,377.05		143,157.83	710,996.48	14,369,538.40	2,873.37	14,372,411.77
04V Vehicle License Fraud	48,249.57		7,159.59	.....	55,409.16	.....	55,409.16
04W Waterworks Operator Certification	1,042,089.24		12,199.75	118,995.23	935,293.76	208.00	935,501.76
058 Public Works Assistance	85,717,533.37		2,182,481.22	564,433.97	87,335,580.62	7,127.31	87,342,707.93
05H Disaster Response	9,137,976.38		14,605,450.68	11,372,484.33	12,370,942.73	71,683.56	12,442,626.29
05R Drinking Water Assistance Administrative	4,764,006.30		3,972.24	44,966.09	4,723,012.45	.....	4,723,012.45
05W State Drought Preparedness	2,695,618.79		(1,323.46)	92,199.26	2,602,096.07	.....	2,602,096.07
06A Salmon Recovery	27,243.34	.....	.....	.....	27,243.34	.....	27,243.34
06G Real Estate Appraiser Commission	522,583.40		71,835.78	60,621.83	533,797.35	962.44	534,759.79

# RECEIPTS AND DISBURSEMENTS FOR TREASURY FUNDS

		November 1, 2017	November 2017		November 30, 2017		
		Beginning Book Balance	Plus Receipts	Less Disbursements	Ending Book Balance	Outstanding Warrants	Ending Cash Balance
<b>SPECIAL REVENUE FUNDS (Continued)</b>							
06K	Lead Paint	\$ 99,091.35	\$ 5,070.00	\$ 4,093.80	\$ 100,067.55	\$ .....	\$ 100,067.55
06L	Business and Professions	7,289,935.68	664,787.81	847,483.04	7,107,240.45	53,082.52	7,160,322.97
06R	Real Estate Research	629,709.66	19,010.00	90.00	648,629.66	90.00	648,719.66
06T	License Plate Technology	926,133.51	109,539.48	(591.57)	1,036,264.56	17.21	1,036,281.77
071	Warm Water Game Fish	464,827.13	63,020.72	63,205.56	464,642.29	295.94	464,938.23
07C	Vessel Response	14,125.00	100.00	.....	14,225.00	.....	14,225.00
07W	Domestic Violence Prevention	1,343,015.58	98,536.33	36,727.76	1,404,824.15	.....	1,404,824.15
080	Grade Crossing Protective	56,082.77	585,122.71	250,907.85	390,297.63	.....	390,297.63
081	State Patrol Highway	24,564,992.06	17,161,086.21	21,209,035.68	20,517,042.59	384,481.07	20,901,523.66
082	Motorcycle Safety Education	2,168,734.16	142,748.39	165,947.84	2,145,534.71	4,612.55	2,150,147.26
084	Building Code Council	217,145.08	30,769.64	48,918.65	198,996.07	1,136.20	200,132.27
086	Fire Service Training	4,214,703.65	83,736.00	296,683.17	4,001,756.48	9,951.15	4,011,707.63
087	Park Land Trust Revolving	2,771,984.80	119,372.64	159,137.93	2,732,219.51	857.88	2,733,077.39
08A	Education Legacy Trust	107,489,796.32	26,859,164.73	19,688,637.34	114,660,323.71	413,283.63	115,073,607.34
08G	Flexible Spending Administrative	2,759,034.81	9,786.16	58,420.52	2,710,400.45	.....	2,710,400.45
08H	Military Department Rental and Lease	1,856,175.70	17,828.40	10,032.63	1,863,971.47	1,422.76	1,865,394.23
08K	Problem Gambling	572,697.66	60,750.33	20,739.82	612,708.17	.....	612,708.17
08M	Small City Pavement and Sidewalk	1,617,505.12	85,278.50	92,093.94	1,610,689.68	.....	1,610,689.68
08R	Waste Tire Removal	1,730,188.17	413,651.30	9,095.13	2,134,744.34	.....	2,134,744.34
094	Transportation Infrastructure	9,617,635.11	98,985.11	.....	9,716,620.22	.....	9,716,620.22
095	Electrical License	11,693,695.54	2,184,697.38	2,005,745.49	11,872,647.43	36,212.79	11,908,860.22
096	Highway Infrastructure	1,010,017.42	838.69	(178,856.00)	1,189,712.11	.....	1,189,712.11
097	Recreational Vehicle	2,718,913.43	28,840.66	37,404.58	2,710,349.51	9.00	2,710,358.51
099	Puget Sound Capital Construction	2,526,737.98	8,318,562.98	4,953,664.09	5,891,636.87	15,766.03	5,907,402.90
09E	Freight Mobility Investment	13,015,489.18	10,778.74	1,188,746.73	11,837,521.19	.....	11,837,521.19
09F	High-Occupancy Toll Lanes Operations	5,239,569.93	(7,765.91)	(217,974.07)	5,449,778.09	.....	5,449,778.09
09H	Transportation Partnership	198,777,616.78	10,643,453.39	19,901,690.68	189,519,379.49	3,850,316.24	193,369,695.73
09M	Aquatic Invasive Species Enforcement	437,983.19	(72.96)	.....	437,910.23	100.10	438,010.33
09N	Aquatic Invasive Species Prevention	329,034.57	(209.17)	.....	328,825.40	61.10	328,886.50
09P	City-County Assistance	1,544,393.72	1,730,740.96	166.37	3,274,968.31	185.94	3,275,154.25
09T	Washington Main Street Trust Fund	75,064.12	.....	3,400.00	71,664.12	.....	71,664.12
102	Rural Arterial Trust	20,506,525.88	1,665,462.12	1,050,124.84	21,121,863.16	46.49	21,121,909.65
104	State Wildlife	20,675,924.01	2,378,049.04	4,975,498.67	18,078,474.38	80,748.81	18,159,223.19
106	Highway Safety	39,933,389.30	10,392,248.31	11,240,465.38	39,085,172.23	193,459.38	39,278,631.61
107	Liquor Excise Tax	2,910,128.01	2,583,318.00	5,611.92	5,487,834.09	.....	5,487,834.09
108	Motor Vehicle	211,255,119.51	122,315,226.68	142,180,259.59	191,390,086.60	5,520,675.34	196,910,761.94
109	Puget Sound Ferry Operations	40,916,058.76	17,088,050.10	21,293,821.85	36,710,287.01	288,594.84	36,998,881.85
10A	Aquatic Algae Control	440,561.77	1,469.01	67,759.91	374,270.87	4.00	374,274.87
10B	Home Security Fund	15,173,777.27	1,750,774.24	1,814,818.25	15,109,733.26	31,229.37	15,140,962.63
10G	Water Rights Tracking System	566,875.02	.....	.....	566,875.02	.....	566,875.02

# RECEIPTS AND DISBURSEMENTS FOR TREASURY FUNDS

	November 1, 2017		November 2017		November 30, 2017			
	Beginning Book Balance		Plus Receipts	Less Disbursements	Ending Book Balance	Outstanding Warrants	Ending Cash Balance	
<b>SPECIAL REVENUE FUNDS (Continued)</b>								
110 Special Wildlife	\$ 6,089,641.39	\$	170,981.66	\$	120,120.40	\$ 6,140,502.65	\$ 8,804.05	\$ 6,149,306.70
111 Public Service Revolving	13,697,658.10		(483,180.40)		1,285,664.33	11,928,813.37	1,921.87	11,930,735.24
113 Common School Construction	125,183,701.25		494,687.45		44,558,181.03	81,120,207.67	101,038.04	81,221,245.71
116 Basic Data	53,135.00				23,415.00	29,720.00	23,415.00	53,135.00
119 Unemployment Compensation Administration	281,993.68		11,501,112.00		11,547,945.42	235,160.26	1,923,027.22	2,158,187.48
11B Regional Mobility Grant Program	45,360,388.22		36,947.28		1,650,897.45	43,746,438.05	318,872.00	44,065,310.05
11E Freight Mobility Multimodal	14,981,492.16		12,410.95		1,233,460.00	13,760,443.11		13,760,443.11
11H Forest and Fish Support	5,691,887.18		452,938.70		382,360.81	5,762,465.07		5,762,465.07
11K Washington Auto Theft Prevention Authority	699,000.90		506,704.27		406,388.00	799,317.17		799,317.17
120 Administrative Contingency	11,685,041.65		1,459,493.39		332,852.76	12,811,682.28		12,811,682.28
12C Affordable Housing For All	3,922,813.56		426,761.31		480,979.68	3,868,595.19		3,868,595.19
12M Charitable Organization Education	1,345,761.92		88,630.00		13,342.50	1,421,049.42	13,342.50	1,434,391.92
12T Traumatic Brain Injury	794,498.14		97,888.06		149,176.98	743,209.22	71.70	743,280.92
134 Employment Services Administrative	18,055,110.26		2,168,221.25		1,793,733.62	18,429,597.89	23,720.77	18,453,318.66
138 Insurance Commissioner's Regulatory	25,668,906.92		27,467.54		2,519,364.15	23,177,010.31	20,533.89	23,197,544.20
144 Transportation Improvement	48,904,152.06		8,077,891.61		14,778,273.24	42,203,770.43	11,270.91	42,215,041.34
146 Firearms Range	1,622,636.87		8,616.36		8,888.02	1,622,365.21		1,622,365.21
14A Wildlife Rehabilitation	670,957.75		10,995.86		7,639.41	674,314.20	2.52	674,316.72
14G Ballast Water and Biofouling Management	23,290.00					23,290.00		23,290.00
14M Financial Fraud & ID Theft	943,502.54				231,221.32	712,281.22		712,281.22
14R Military Active State Service								
14V Ignition Interlock Device	3,688,384.71		147,769.50		255,505.75	3,580,648.46	127,509.70	3,708,158.16
150 Low-Income Weatherization/ Structural Rehabilitation Assistance	1,986,541.77		1,649.60		22,114.37	1,966,077.00		1,966,077.00
153 Rural Mobility Grant Program	5,250,413.35		4,465.62		2,184,887.89	3,069,991.08	325,304.00	3,395,295.08
154 New Motor Vehicle Arbitration	2,622,845.53		60,942.78		49,054.70	2,634,733.61	6,471.00	2,641,204.61
158 Aquatic Land Dredged Material Disposal Site	552,192.44		2.80		74,024.30	478,170.94		478,170.94
159 Parks Improvement	1,331,388.94		25,945.73		24,888.45	1,332,446.22	762.48	1,333,208.70
15H Cleanup Settlement	41,449,299.38		34,498.29		366,716.91	41,117,080.76		41,117,080.76
15M Biotoxin	464,007.05		17,112.00		120,384.84	360,734.21		360,734.21
15P Energy Recovery Act	8,342,885.74		519,397.73			8,862,283.47		8,862,283.47
160 Wood Stove Education and Enforcement	555,646.83		36,390.00		19,947.67	572,089.16		572,089.16
162 Farm Labor Contractor	64,523.63		3,280.00			67,803.63		67,803.63
167 Natural Resources Conservation Areas Stewardship	279,571.99		2.80		(9,388.37)	288,963.16		288,963.16
16A Judicial Stabilization Trust	817,478.92		442,418.24		841,360.66	418,536.50	92,521.00	511,057.50
16J SR 520 Corridor	72,115,294.07		(4,825,859.94)		(7,399,366.40)	74,688,800.53	23,868.69	74,712,669.22
16M Appraisal Management Company	435,074.71		18,000.00		6,776.10	446,298.61	19.81	446,318.42
16P Marine Resources Stewardship Trust	176,865.88		146.87			177,012.75		177,012.75
16W Hospital Safety Net Assessment	32,367,497.99		17,404,389.90		7,784,508.78	41,987,379.11		41,987,379.11
172 Basic Health Plan Trust	1,841,000.00					1,841,000.00		1,841,000.00
173 State Toxics Control	34,103,470.49		6,400,191.97		7,257,859.82	33,245,802.64	99,851.68	33,345,654.32

# RECEIPTS AND DISBURSEMENTS FOR TREASURY FUNDS

		November 1, 2017	November 2017		November 30, 2017		
		Beginning Book Balance	Plus Receipts	Less Disbursements	Ending Book Balance	Outstanding Warrants	Ending Cash Balance
<b>SPECIAL REVENUE FUNDS (Continued)</b>							
174	Local Toxics Control	\$ 70,028,020.23	\$ (15,051,413.28)	\$ 4,337,048.07	\$ 50,639,558.88	\$ 176.49	\$ 50,639,735.37
176	Water Quality Permit	8,910,450.49	5,222,879.43	1,797,407.85	12,335,922.07	3,069.60	12,338,991.67
17B	Home Visiting Services	3,800,556.96	3,271,714.51	971,746.81	6,100,524.66	30,093.84	6,130,618.50
17N	Complete Streets Grant Program	.....	.....	.....	.....	.....	.....
17P	SR520 Civil Penalties	5,788,163.14	3,415.79	(303,562.23)	6,095,141.16	.....	6,095,141.16
17T	Health Benefit Exchange	4,654,431.11	836,198.78	385,957.90	5,104,671.99	.....	5,104,671.99
17W	Limousine Carriers	69,623.46	3,442.29	.....	73,065.75	.....	73,065.75
182	Underground Storage Tank	1,211,598.52	161,075.32	125,398.78	1,247,275.06	.....	1,247,275.06
186	County Arterial Preservation	1,347,860.33	1,273,448.60	1,118,897.04	1,502,411.89	581.14	1,502,993.03
18J	Capital Vessel Replacement	4,522,476.94	1,431,899.59	22,151.88	5,932,224.65	216.19	5,932,440.84
18L	Hydraulic Project Approval	175,299.93	600.00	150.00	175,749.93	750.00	176,499.93
199	Biosolids Permit	932,380.09	(3,846.75)	77,032.68	851,500.66	554.89	852,055.55
19A	Medicaid Fraud Penalty	20,030,281.10	(11,978.88)	817,180.30	19,201,121.92	185.00	19,201,306.92
19C	Forest Practice Application	776,234.03	100.65	5,640.48	770,694.20	2,900.00	773,594.20
19G	Environmental Legacy Stewardship	4,400,350.13	20,008,152.16	3,253,596.24	21,154,906.05	17,333.59	21,172,239.64
19T	DOL Technology Improvement and Data Management	1,041,042.80	15,056.38	.....	1,056,099.18	.....	1,056,099.18
200	Regional Fisheries Enhancement Salmonid Recovery	(9,557.30)	.....	12,503.97	(22,061.27)	.....	(22,061.27)
201	Department of Licensing Services	1,394,339.74	220,369.35	37,935.67	1,576,773.42	85.05	1,576,858.47
202	Medical Test Site Licensure	666,514.82	9,478.95	82,336.98	593,656.79	625.00	594,281.79
203	Passenger Ferry	27.39	.....	.....	27.39	.....	27.39
204	Volunteer Fire Fighters' and Reserve Officers' Administrative	1,758,773.62	1,496.97	30,231.94	1,730,038.65	1,200.40	1,731,239.05
207	Hazardous Waste Assistance	2,491,164.44	(54,776.62)	246,514.09	2,189,873.73	2,804.17	2,192,677.90
20B	Brownfield Redevelopment Trust Fund	.....	.....	.....	.....	.....	.....
20H	Connecting Washington	426,486,276.35	32,919,288.47	30,131,061.07	429,274,503.75	318,580.08	429,593,083.83
20J	Electric Vehicle Charging Infrastructure	1,010,570.38	839.09	.....	1,011,409.47	.....	1,011,409.47
20M	Puget Sound Taxpayer Accountability	.....	.....	.....	.....	.....	.....
20N	Transportation Future Funding Program	14,400.86	11.96	.....	14,412.82	.....	14,412.82
20R	Radioactive Mixed Waste	825,271.18	3,100,000.00	728,149.13	3,197,122.05	1,872.02	3,198,994.07
20T	PLIA Underground Storage Tank Revolving	14,732,114.11	12,620.60	1,114,741.20	13,629,993.51	88,036.97	13,718,030.48
20V	Economic Gardening Pilot Project	.....	.....	.....	.....	.....	.....
215	Special Category C	4,431,555.88	106,276.05	.....	4,537,831.93	.....	4,537,831.93
216	Air Pollution Control	1,580,479.88	45,943.24	119,093.35	1,507,329.77	473.50	1,507,803.27
217	Oil Spill Prevention	2,681,340.24	268,985.50	375,244.09	2,575,081.65	1,094.99	2,576,176.64
218	Multimodal Transportation	167,199,245.73	18,740,219.65	12,555,598.65	173,383,866.73	718,161.63	174,102,028.36
21E	Concealed Pistol License Renewal	(11,485.39)	18,203.64	14,688.61	(7,970.36)	.....	(7,970.36)
21H	Wastewater Treatment Plant Operator Certification	7,202.00	23,614.00	.....	30,816.00	.....	30,816.00
21M	Distracted Driving Prevention	45.35	16.29	.....	61.64	.....	61.64
21S	Aquatic Invasive Species Management	.....	2,998.02	1,723.65	1,274.37	.....	1,274.37
21V	Construction Registration Inspection	(4,500.40)	1,031,164.10	859,309.77	167,353.93	3,870.56	171,224.49
222	Freshwater Aquatic Weeds	914,266.17	17,011.00	26,058.35	905,218.82	301.84	905,520.66

# RECEIPTS AND DISBURSEMENTS FOR TREASURY FUNDS

		November 1, 2017	November 2017		November 30, 2017		
		Beginning Book Balance	Plus Receipts	Less Disbursements	Ending Book Balance	Outstanding Warrants	Ending Cash Balance
<b>SPECIAL REVENUE FUNDS (Continued)</b>							
223	State Oil Spill Response	\$ 8,623,526.75	\$ 75,397.74	\$ 24,032.93	\$ 8,674,891.56	\$ .....	\$ 8,674,891.56
234	Public Works Administration	13,908,202.76	396,621.31	240,761.89	14,064,062.18	1,246.47	14,065,308.65
235	Youth Tobacco & Vapor Product Prevention	1,105,620.67	155,168.12	126,503.16	1,134,285.63	2,300.00	1,136,585.63
237	Recreation Access Pass	1,275,010.68	(518,269.98)	3,469.03	753,271.67	260.00	753,531.67
260	University of Washington Operating Fees	(219,851.46)	219,975.00	.....	123.54	.....	123.54
262	Manufactured Home Installation Training	514,076.08	17,626.10	25,650.77	506,051.41	112.16	506,163.57
263	Community and Economic Development Fee	2,782,276.78	383,425.00	67,336.58	3,098,365.20	25,714.07	3,124,079.27
267	Recreation Resources	17,341,663.39	906,633.40	335,669.21	17,912,627.58	.....	17,912,627.58
268	Nonhighway and Off-Road Vehicle Activities (NOVA) Program	8,004,564.73	564,972.32	320,318.80	8,249,218.25	85,582.86	8,334,801.11
269	Parks Renewal and Stewardship	22,391,199.02	4,891,403.14	4,725,863.21	22,556,738.95	143,755.20	22,700,494.15
271	Washington State University Operating Fees	.....	.....	.....	.....	.....	.....
275	Central Washington University Operating Fees	.....	.....	.....	.....	.....	.....
277	State Agency Parking	250,722.98	10,024.00	6,649.15	254,097.83	.....	254,097.83
296	Columbia River Basin Water Supply Rev Recovery	4,058,532.04	111,379.34	.....	4,169,911.38	.....	4,169,911.38
315	Dedicated Marijuana Fund	117,881,216.91	30,893,051.88	5,598,482.00	143,175,786.79	32,291.29	143,208,078.08
319	Public Health Supplemental	1,637,075.59	9,479.29	120,894.60	1,525,660.28	.....	1,525,660.28
404	State Treasurer's Service	10,360,039.36	1,700,507.74	732,076.38	11,328,470.72	1,630.82	11,330,101.54
408	Coastal Protection	1,096,888.52	14,477.25	35,862.00	1,075,503.77	.....	1,075,503.77
441	Local Government Archives	1,359,153.06	472,551.42	317,023.88	1,514,680.60	1,593.59	1,516,274.19
500	Perpetual Surveillance and Maintenance	46,236,929.44	40,744.08	.....	46,277,673.52	.....	46,277,673.52
507	Oyster Reserve Land	512,001.28	422.56	.....	512,423.84	.....	512,423.84
511	Tacoma Narrows Toll Bridge	21,291,006.70	(4,099,966.88)	(4,790,074.07)	21,981,113.89	.....	21,981,113.89
513	Derelict Vessel Removal	1,422,547.92	4,658.97	62,181.59	1,365,025.30	8,022.00	1,373,047.30
532	Washington Housing Trust	10,252,400.17	14,642.04	289,096.77	9,977,945.44	8,827.49	9,986,772.93
535	Alaskan Way Viaduct Replacement Project	3,142,279.64	(131,679.32)	1,212.01	3,009,388.31	.....	3,009,388.31
549	Election	3,658,394.43	3,041.73	9,398.72	3,652,037.44	.....	3,652,037.44
550	Transportation 2003	3,278,775.94	1,594,540.55	11,533,454.01	(6,660,137.52)	724,731.78	(5,935,405.74)
562	Skilled Nursing Facility Safety Net Trust	5,409,371.99	5,754.12	(439,704.74)	5,854,830.85	1,995.00	5,856,825.85
564	Water Pollution Control Revolving Administration	4,039,234.85	282,794.48	132,077.88	4,189,951.45	417.75	4,190,369.20
565	Yakima Integrated Plan Implementation Revenue Recovery	.....	.....	.....	.....	.....	.....
566	Community Forest Trust	67,551.80	56.62	(224.62)	67,833.04	.....	67,833.04
571	Multiuse Roadway Safety	217,875.09	5,771.96	2,516.50	221,130.55	12.00	221,142.55
595	I-405 Express Toll Lanes Operations	21,212,168.98	(87,713.95)	(1,881,663.01)	23,006,118.04	.....	23,006,118.04
600	Department of Retirement Systems Expense	6,803,183.07	2,958,968.67	2,668,036.94	7,094,114.80	3,669.59	7,097,784.39
689	Rural Washington Loan	8,180,447.58	6,792.26	7,290.07	8,179,949.77	.....	8,179,949.77
727	Water Pollution Control Revolving	112,409,970.09	5,836,676.77	6,965,756.79	111,280,890.07	.....	111,280,890.07
733	Capitol Campus Reserve	.....	.....	.....	.....	.....	.....
777	Prostitution Prevention and Intervention	87,086.52	1,879.88	.....	88,966.40	.....	88,966.40
785	State Educational Trust Fund	6,375,855.98	59,166.09	1,437.88	6,433,584.19	1,863.11	6,435,447.30
818	Youth Athletic Facility	188,335.78	156.38	.....	188,492.16	.....	188,492.16



# RECEIPTS AND DISBURSEMENTS FOR TREASURY FUNDS

	November 1, 2017			November 2017		November 30, 2017	
	Beginning Book Balance	Plus Receipts	Less Disbursements	Ending Book Balance	Outstanding Warrants	Ending Cash Balance	
<b>SPECIAL REVENUE FUNDS (Continued)</b>							
825 Tobacco Settlement	\$ .....	\$ .....	\$ .....	\$ .....	\$ .....	\$ .....	
844 Money-Purchase Retirement Savings Administrative	.....	.....	.....	.....	.....	.....	
874 OASI Revolving	201,969.72	331.71	4,842.45	197,458.98	2.32	197,461.30	
887 Public Facilities Construction Loan Revolving	22,660,056.74	89,673.74	749,554.51	22,000,175.97	658.97	22,000,834.94	
888 Deferred Compensation Administrative	914,038.66	(72,863.17)	150,548.59	690,626.90	176.81	690,803.71	
893 Radiation Perpetual Maintenance	341,189.95	283.29	.....	341,473.24	.....	341,473.24	
<b>TOTAL SPECIAL REVENUE FUNDS</b>	<b>\$ 2,789,749,385.81</b>	<b>\$ 433,841,986.67</b>	<b>\$ 478,726,824.40</b>	<b>\$ 2,744,864,548.08</b>	<b>\$ 16,704,161.98</b>	<b>\$ 2,761,568,710.06</b>	
<b>DEBT SERVICE FUNDS</b>							
303 Highway Bond Retirement	\$ 96,958,866.09	\$ 42,208,948.68	\$ .....	\$ 139,167,814.77	\$ .....	\$ 139,167,814.77	
304 Ferry Bond Retirement	6,598,032.89	1,244,481.98	.....	7,842,514.87	.....	7,842,514.87	
305 Transportation Improvement Board Bond Retirement	2,755,092.83	565,102.10	.....	3,320,194.93	.....	3,320,194.93	
347 Washington State University Bond Retirement	3,997,067.07	905,889.31	(186,807.37)	5,089,763.75	.....	5,089,763.75	
348 University of Washington Bond Retirement	9,140,257.12	5,898,404.20	(159,371.49)	15,198,032.81	.....	15,198,032.81	
380 Debt-Limit General Fund Bond Retirement	380.56	12,400,000.00	.....	12,400,380.56	.....	12,400,380.56	
381 Debt-Limit Reimbursable Bond Retirement	.....	.....	.....	.....	.....	.....	
382 Nondebt-Limit General Fund Bond Retirement	.....	.....	.....	.....	.....	.....	
383 Nondebt-Limit Reimbursable Bond Retirement	.....	19,250.00	19,250.00	.....	.....	.....	
384 Nondebt-Limit Proprietary Appropriated Bond Retirement	.....	.....	.....	.....	.....	.....	
385 Nondebt-Limit Proprietary Nonappropriated Bond Retirement	.....	.....	.....	.....	.....	.....	
386 Nondebt-Limit Revenue Bond Retirement	.....	.....	.....	.....	.....	.....	
389 Toll Facility Bond Retirement	27,120,154.10	4,683,697.69	.....	31,803,851.79	.....	31,803,851.79	
<b>TOTAL DEBT SERVICE FUNDS</b>	<b>\$ 146,569,850.66</b>	<b>\$ 67,925,773.96</b>	<b>\$ (326,928.86)</b>	<b>\$ 214,822,553.48</b>	<b>\$ .....</b>	<b>\$ 214,822,553.48</b>	
<b>CAPITAL PROJECTS FUNDS</b>							
01L Higher Education Construction	\$ .....	\$ .....	\$ .....	\$ .....	\$ .....	\$ .....	
036 Capitol Building Construction	1,376,208.75	1,787.85	(157,816.79)	1,535,813.39	.....	1,535,813.39	
056 State Higher Education Construction	2,349.85	1.95	.....	2,351.80	.....	2,351.80	
057 State Building Construction	131,795,531.18	(317,330.29)	495,978.01	130,982,222.88	1,440,883.44	132,423,106.32	
060 Community and Technical College Capital Projects	11,734,303.14	2,771,299.83	35,373.21	14,470,229.76	.....	14,470,229.76	
061 Eastern Washington University Capital Projects	2,787,074.47	206,474.60	54,221.14	2,939,327.93	.....	2,939,327.93	
062 Washington State University Building	1,996,419.80	2,023.05	93,737.20	1,904,705.65	.....	1,904,705.65	
063 Central Washington University Capital Projects	4,193,594.46	127,046.94	2,840.41	4,317,800.99	.....	4,317,800.99	
064 University of Washington Building	7,322,997.08	5,829,623.00	5,750,574.70	7,402,045.38	.....	7,402,045.38	
065 Western Washington University Capital Projects	2,041,092.14	1,612,446.65	240,556.23	3,412,982.56	.....	3,412,982.56	
066 The Evergreen State College Capital Projects	2,651,867.33	127,623.79	39,576.74	2,739,914.38	.....	2,739,914.38	
075 State Social and Health Services Construction	5,371.39	.....	.....	5,371.39	.....	5,371.39	
18B Columbia River Basin Tax Bond Water Supply Development	1,991,494.75	1,653.55	.....	1,993,148.30	.....	1,993,148.30	
245 Public Safety Reimbursable Bond	4.12	.....	.....	4.12	.....	4.12	
246 Community and Technical College Forest Reserve	2,152,763.44	13.98	(686,932.52)	2,839,709.94	.....	2,839,709.94	

# RECEIPTS AND DISBURSEMENTS FOR TREASURY FUNDS

		November 1, 2017	November 2017		November 30, 2017		
		Beginning Book Balance	Plus Receipts	Less Disbursements	Ending Book Balance	Outstanding Warrants	Ending Cash Balance
<b>CAPITAL PROJECTS FUNDS (Continued)</b>							
289	Thurston County Capital Facilities	\$ 4,322,204.29	\$ 351,643.97	\$ 45,758.32	\$ 4,628,089.94	\$ .....	\$ 4,628,089.94
357	Gardner-Evans Higher Education Construction	45,698.05	.....	.....	45,698.05	.....	45,698.05
364	Military Department Capital	1,084,597.35	.....	.....	1,084,597.35	.....	1,084,597.35
<b>TOTAL CAPITAL PROJECTS FUNDS</b>		<b>\$ 175,503,571.59</b>	<b>\$ 10,714,308.87</b>	<b>\$ 5,913,866.65</b>	<b>\$ 180,304,013.81</b>	<b>\$ 1,440,883.44</b>	<b>\$ 181,744,897.25</b>
<b>PERMANENT FUNDS</b>							
04B	Natural Resources Real Property Replacement	\$ 6,232,977.65	\$ 5,175.18	\$ .....	\$ 6,238,152.83	\$ .....	\$ 6,238,152.83
601	Agricultural Permanent	240,828.32	.....	31,125.24	209,703.08	.....	209,703.08
603	Millersylvania Park Trust	5,473.55	4.54	.....	5,478.09	.....	5,478.09
604	Normal School Permanent	280,680.70	.....	(301,699.57)	582,380.27	.....	582,380.27
605	Permanent Common School	72,091.91	.....	12,190.17	59,901.74	.....	59,901.74
606	Scientific Permanent	427,896.42	.....	133,361.89	294,534.53	.....	294,534.53
607	State University Permanent	178,167.49	.....	55,538.93	122,628.56	.....	122,628.56
851	Developmental Disabilities Community Trust	385,718.25	320.26	.....	386,038.51	.....	386,038.51
<b>TOTAL PERMANENT FUNDS</b>		<b>\$ 7,823,834.29</b>	<b>\$ 5,499.98</b>	<b>\$ (69,483.34)</b>	<b>\$ 7,898,817.61</b>	<b>\$ .....</b>	<b>\$ 7,898,817.61</b>
<b>ENTERPRISE FUNDS</b>							
401	Correctional Industries	\$ 5,191,339.92	\$ 6,922,489.92	\$ 8,162,581.23	\$ 3,951,248.61	\$ 191,376.36	\$ 4,142,624.97
407	Secretary of State's Revolving	10,472,585.09	596,830.04	726,565.52	10,342,849.61	.....	10,342,849.61
578	Lottery Administrative	684,752.11	1,767,262.34	1,045,490.45	1,406,524.00	1,170.24	1,407,694.24
608	Accident	12,613,306.85	226,176,871.18	236,698,222.79	2,091,955.24	13,547,627.19	15,639,582.43
609	Medical Aid	7,271,863.21	149,930,661.56	156,332,098.22	870,426.55	3,023,536.13	3,893,962.68
610	Accident Reserve	1,532,419.99	61,886,203.55	62,769,841.09	648,782.45	823,893.56	1,472,676.01
881	Supplemental Pension	3,505,283.79	125,360,588.63	128,011,044.67	854,827.75	1,499,737.59	2,354,565.34
883	Second Injury	15,461,102.28	1,348,336.54	121,769.32	16,687,669.50	14,484.98	16,702,154.48
<b>TOTAL ENTERPRISE FUNDS</b>		<b>\$ 56,732,653.24</b>	<b>\$ 573,989,243.76</b>	<b>\$ 593,867,613.29</b>	<b>\$ 36,854,283.71</b>	<b>\$ 19,101,826.05</b>	<b>\$ 55,956,109.76</b>
<b>INTERNAL SERVICE FUNDS</b>							
006	Public Records Efficiency, Preservation & Access	\$ 2,100,088.74	\$ 402,633.64	\$ 417,410.18	\$ 2,085,312.20	\$ .....	\$ 2,085,312.20
405	Legal Services Revolving	7,739,745.96	13,526,798.89	11,445,393.58	9,821,151.27	98,925.00	9,920,076.27
410	Transportation Equipment	11,578,865.63	849,690.04	6,244,351.84	6,184,203.83	133,236.68	6,317,440.51
415	Personnel Service	1,028,763.88	53,452.01	537,440.10	544,775.79	37.26	544,813.05
418	State Health Care Authority Administrative	3,381,818.68	233,553.75	1,477,240.49	2,138,131.94	21,590.72	2,159,722.66
455	Higher Education Personnel Service	47,805.24	.....	117,255.58	(69,450.34)	12.27	(69,438.07)
468	OFM Central Service	(2,216,709.15)	1,668,384.00	376,847.85	(925,173.00)	.....	(925,173.00)
483	Auditing Services Revolving	808,235.72	293,442.87	628,928.90	472,749.69	2,586.66	475,336.35
484	Administrative Hearings Revolving	(618,363.48)	1,054,775.67	1,531,610.09	(1,095,197.90)	4,813.80	(1,090,384.10)
<b>TOTAL INTERNAL SERVICE FUNDS</b>		<b>\$ 23,850,251.22</b>	<b>\$ 18,082,730.87</b>	<b>\$ 22,776,478.61</b>	<b>\$ 19,156,503.48</b>	<b>\$ 261,202.39</b>	<b>\$ 19,417,705.87</b>
<b>PENSION TRUST FUNDS</b>							
614	Volunteer Firefighters' Relief and Pension Principal	\$ 17,155,494.04	\$ 554,521.74	\$ 1,002,644.91	\$ 16,707,370.87	\$ 31,250.99	\$ 16,738,621.86

# RECEIPTS AND DISBURSEMENTS FOR TREASURY FUNDS

		November 1, 2017	November 2017		November 30, 2017		
		Beginning Book Balance	Plus Receipts	Less Disbursements	Ending Book Balance	Outstanding Warrants	Ending Cash Balance
<b>PENSION TRUST FUNDS (Continued)</b>							
615	State Patrol - Plan1	\$ 929,923.84	\$ 6,699,528.35	\$ 6,620,493.17	\$ 1,008,959.02	\$ 54,531.43	\$ 1,063,490.45
616	Judges' Retirement	806,202.00	658.48	32,880.99	773,979.49	.....	773,979.49
630	State Patrol - Plan 2	365,565.57	291,199.28	216,008.36	440,756.49	.....	440,756.49
631	Public Employees' Retirement System Plan 1	10,161,676.16	156,243,790.43	156,252,670.02	10,152,796.57	1,705,164.18	11,857,960.75
632	Teachers' Retirement System Plan 1	7,812,808.05	112,858,891.70	112,940,939.82	7,730,759.93	912,001.81	8,642,761.74
633	School Employees' Retirement System Combined Plan 2 & 3	3,873,257.81	53,193,182.44	52,850,882.55	4,215,557.70	280,194.52	4,495,752.22
635	Public Safety Employees Retirement System Plan 2	235,283.46	4,391,056.06	4,377,758.35	248,581.17	24,853.52	273,434.69
641	Public Employees' Retirement System Combined Plan 2 & 3	10,144,469.68	247,387,201.03	246,713,884.99	10,817,785.72	1,727,964.45	12,545,750.17
642	Teachers' Retirement System Combined Plan 2 and 3	10,691,910.77	166,889,752.96	167,028,949.14	10,552,714.59	245,069.98	10,797,784.57
722	Deferred Compensation Principal	2,060,811.74	39,477,229.45	39,663,306.39	1,874,734.80	1,790.28	1,876,525.08
729	Judicial Retirement Principal	9,373.36	30,078.94	30,022.14	9,430.16	.....	9,430.16
819	LEOFF Plan 1 Retirement	2,919,172.72	30,423,600.17	30,418,499.09	2,924,273.80	586,949.79	3,511,223.59
829	LEOFF Plan 2 Retirement	3,284,285.22	50,154,743.19	49,843,710.73	3,595,317.68	627,065.78	4,222,383.46
882	Washington Judicial Retirement System	9,038,169.26	7,384.52	711,563.92	8,333,989.86	.....	8,333,989.86
<b>TOTAL PENSION TRUST FUNDS</b>		<b>\$ 79,488,403.68</b>	<b>\$ 868,602,818.74</b>	<b>\$ 868,704,214.57</b>	<b>\$ 79,387,007.85</b>	<b>\$ 6,196,836.73</b>	<b>\$ 85,583,844.58</b>
<b>AGENCY FUNDS</b>							
01P	Suspense	\$ 48,193,426.52	\$ 53,368,863.31	\$ 27,560,740.07	\$ 74,001,549.76	\$ 37,890.34	\$ 74,039,440.10
01R	Undistributed Receipts	3,716,652.60	100.00	.....	3,716,752.60	.....	3,716,752.60
01T	Local Leasehold Excise Tax	(4,782,093.31)	.....	(10,923,217.49)	6,141,124.18	.....	6,141,124.18
034	Local Sales and Use Tax	.....	.....	.....	.....	.....	.....
035	State Payroll Revolving	18,896,017.20	470,452,680.90	474,687,511.97	14,661,186.13	1,492,913.15	16,154,099.28
165	Salary Reduction	4,095,193.26	2,628,026.68	2,146,813.82	4,576,406.12	.....	4,576,406.12
768	Local Real Estate Excise Tax	.....	327,847.37	327,847.37	.....	.....	.....
795	State Investment Board Commingled Monthly Bond	.....	.....	.....	.....	.....	.....
865	State Investment Board Commingled Trust	.....	46,254.17	46,254.17	.....	.....	.....
877	OASI Contribution	.....	.....	.....	.....	.....	.....
<b>TOTAL AGENCY FUNDS</b>		<b>\$ 70,119,196.27</b>	<b>\$ 526,823,772.43</b>	<b>\$ 493,845,949.91</b>	<b>\$ 103,097,018.79</b>	<b>\$ 1,530,803.49</b>	<b>\$ 104,627,822.28</b>
<b>TOTAL TREASURY FUNDS</b>		<b>\$ 4,951,245,619.85</b>	<b>\$ 6,184,316,416.09</b>	<b>\$ 5,412,026,082.33</b>	<b>\$ 5,723,535,953.61</b>	<b>\$ 73,462,924.74</b>	<b>\$ 5,796,998,878.35</b>

# RECEIPTS AND DISBURSEMENTS FOR TREASURER'S TRUST FUNDS

		November 1, 2017	November 2017		November 30, 2017		
		Beginning Book Balance	Plus Receipts	Less Disbursements	Ending Book Balance	Outstanding Warrants	Ending Cash Balance
<b>GENERAL FUND</b>							
06N	Local Tax Administration	\$ .....	\$ .....	\$ .....	\$ .....	\$ .....	\$ .....
07F	Commercial Fisheries Buyback	.....	.....	.....	.....	.....	.....
08B	Foster Care Endowed Scholarship Trust	15,589.49	12.94	.....	15,602.43	.....	15,602.43
08E	Individual Development Account Program	1,950.58	1.62	.....	1,952.20	.....	1,952.20
08N	State Financial Aid	20,170,020.37	34,598,937.64	40,196,782.03	14,572,175.98	7,316.19	14,579,492.17
08T	Transportation Innovative Partnership	.....	.....	.....	.....	.....	.....
10L	Health Insurance Partnership	.....	.....	.....	.....	.....	.....
10V	Invasive Species Council	.....	.....	.....	.....	.....	.....
10W	Family and Medical Leave Enforcement	.....	.....	.....	.....	.....	.....
11M	Poet Laureate	115.55	.....	.....	115.55	.....	115.55
11R	Hospital Infection Control Grant	.....	.....	.....	.....	.....	.....
12L	Outdoor Education and Recreation Prog	851,731.16	.....	14,551.02	837,180.14	.....	837,180.14
12P	Geoduck Aquaculture Research	0.48	.....	.....	0.48	.....	0.48
131	Fair	2,122,209.56	1,764.47	8,007.50	2,115,966.53	1,605.00	2,117,571.53
132	State Trade Fair	.....	.....	.....	.....	.....	.....
14F	Family Leave Insurance	397,408.09	329.97	.....	397,738.06	.....	397,738.06
14N	Legislative Oral History	57,246.20	1,000.00	.....	58,246.20	.....	58,246.20
14P	Skeletal Human Remains Assistance	276,406.16	.....	.....	276,406.16	.....	276,406.16
15B	Food Animal Vet Scholarship	.....	.....	.....	.....	.....	.....
15N	Business Assistance	.....	.....	.....	.....	.....	.....
16F	Washington State Flag	410.96	.....	.....	410.96	.....	410.96
16K	Mortgage Recovery	.....	.....	.....	.....	.....	.....
16R	Multiagency Permitting Team	93,073.37	77.28	.....	93,150.65	.....	93,150.65
17R	Aerospace Training Student Loan	1,026,396.79	11,296.69	27,259.28	1,010,434.20	.....	1,010,434.20
18C	Native Education Public-Private Partnership	.....	.....	.....	.....	.....	.....
18F	High School Completion	.....	.....	.....	.....	.....	.....
18G	Opportunity Scholarship Match Transfer	10,400,000.00	.....	.....	10,400,000.00	.....	10,400,000.00
18K	24/7 Sobriety	1,445.52	606.56	.....	2,052.08	.....	2,052.08
18V	Science, Technology, Engineering and Math Education Lighthouse	.....	.....	.....	.....	.....	.....
19J	Universal Communications Services	9,721,562.32	.....	.....	9,721,562.32	.....	9,721,562.32
19V	Cancer Research Endowment Match Transfer	9,915,446.01	.....	203,286.83	9,712,159.18	.....	9,712,159.18
20L	Early Start	.....	.....	.....	.....	.....	.....
21J	Gina Grant Bull Memorial Legislative Page Scholarship	3,376.13	5,080.23	.....	8,456.36	.....	8,456.36
21K	Skilled Worker Awareness Grant Program	.....	.....	.....	.....	.....	.....
21L	Low-Income Home Rehab Revolving Loan Program	.....	.....	.....	.....	.....	.....
21T	Suicide-Safer Homes Project	50,000.00	.....	.....	50,000.00	.....	50,000.00
21U	Information Technology Investment	.....	.....	.....	.....	.....	.....
22A	State Agency Office Relocation Pool	9,673,318.52	.....	23,887.29	9,649,431.23	.....	9,649,431.23
22B	Highway Worker Memorial Scholarship	.....	.....	.....	.....	.....	.....
290	Savings Incentive	2,739,466.65	.....	3,924.83	2,735,541.82	.....	2,735,541.82

# RECEIPTS AND DISBURSEMENTS FOR TREASURER'S TRUST FUNDS

		November 1, 2017	November 2017		November 30, 2017		
		Beginning Book Balance	Plus Receipts	Less Disbursements	Ending Book Balance	Outstanding Warrants	Ending Cash Balance
<b>GENERAL FUND (Continued)</b>							
447	Information Technology Investment Revolving	\$ 8,599,825.77	\$ (4,470.89)	\$ 682,781.92	\$ 7,912,572.96	\$ .....	\$ 7,912,572.96
490	Regional Transportation Investment District	.....	.....	.....	.....	.....	.....
493	School Employees' Insurance	.....	.....	.....	.....	.....	.....
494	School Employees' Benefits Board Administration	.....	.....	.....	.....	.....	.....
514	Agricultural Conservation Easements	.....	.....	.....	.....	.....	.....
534	Washington Graduate Fellowship Trust	489.80	.....	.....	489.80	.....	489.80
551	Washington Youth and Families	124,634.31	.....	.....	124,634.31	.....	124,634.31
552	Conservation Assistance Revolving	390,962.25	5.00	.....	390,967.25	.....	390,967.25
646	Higher Ed Retirement Plan Supplemental Benefit	1,200.42	496,857.63	496,858.00	1,200.05	.....	1,200.05
653	Washington Distinguished Professorship Trust	.....	.....	.....	.....	.....	.....
743	College Faculty Awards Trust	186.14	.....	.....	186.14	.....	186.14
747	Health Professional Loan Repayment & Scholarship Program	10,986,629.48	8,332.84	583,661.85	10,411,300.47	1,663.88	10,412,964.35
748	Higher Education Coord. Board for Innovation and Quality	.....	.....	.....	.....	.....	.....
781	Cross-State Trail	473.10	.....	.....	473.10	.....	473.10
793	Health Insurance Pool	.....	.....	.....	.....	.....	.....
817	Stadium and Exhibition Center Construction	.....	.....	.....	.....	.....	.....
835	Four Year Student Child Care in Higher Education	76,785.35	.....	13,976.00	62,809.35	.....	62,809.35
837	Washington's Promise Scholarship	8.10	0.01	.....	8.11	.....	8.11
<b>TOTAL GENERAL FUND</b>		<b>\$ 87,698,368.63</b>	<b>\$ 35,119,831.99</b>	<b>\$ 42,254,976.55</b>	<b>\$ 80,563,224.07</b>	<b>\$ 10,585.07</b>	<b>\$ 80,573,809.14</b>
<b>SPECIAL REVENUE FUNDS</b>							
01F	Crime Victims' Compensation	\$ 7,533,185.15	\$ 328,532.76	\$ .....	\$ 7,861,717.91	\$ .....	\$ 7,861,717.91
025	Pilotage	794,639.81	20,948.76	79,238.15	736,350.42	144.52	736,494.94
03K	Industrial Insurance Premium Refund	4,824,136.20	167,777.08	367,986.01	4,623,927.27	986.25	4,624,913.52
04F	Real Estate Education Program	618,181.60	3,964.79	215.04	621,931.35	.....	621,931.35
06H	Oral History, State Library, and Archives	27,207.57	1,098.00	11,026.79	17,278.78	.....	17,278.78
06J	Securities Prosecution	544,938.07	300.00	205.80	545,032.27	.....	545,032.27
07A	Mortgage Lending Fraud Prosecution	300,147.16	178,474.30	93,255.17	385,366.29	93,255.17	478,621.46
07B	Organ and Tissue Donation Awareness	50,285.16	23,813.44	35,257.44	38,841.16	.....	38,841.16
07E	Contract Harvesting Revolving	8,426,343.91	11,906.81	1,065,118.57	7,373,132.15	27,337.88	7,400,470.03
07J	"Helping Kids Speak"	3,033.34	2,576.00	2,443.00	3,166.34	.....	3,166.34
07K	Special License Plate Applicant Trust	6,103.00	.....	.....	6,103.00	.....	6,103.00
07L	Legislative International Trade	1,118.36	.....	.....	1,118.36	.....	1,118.36
07N	Produce Railcar Pool	30,901.67	66.81	.....	30,968.48	.....	30,968.48
07T	Commemorative Works	3,297.50	2.73	.....	3,300.23	.....	3,300.23
07V	Fish and Wildlife Enforcement Reward	722,992.08	9,258.53	52,899.70	679,350.91	.....	679,350.91
08C	Gonzaga University Alumni Association	5,311.69	2,699.66	3,730.99	4,280.36	.....	4,280.36
08F	Lighthouse Environmental Programs	13,899.64	5,693.35	9,354.33	10,238.66	.....	10,238.66
08J	Prescription Drug Consortium	42,947.77	.....	.....	42,947.77	.....	42,947.77
08L	"Ski & Ride Washington"	4,186.23	2,592.34	3,803.34	2,975.23	.....	2,975.23

# RECEIPTS AND DISBURSEMENTS FOR TREASURER'S TRUST FUNDS

	November 1, 2017		November 2017		November 30, 2017		
	Beginning Book Balance		Plus Receipts	Less Disbursements	Ending Book Balance	Outstanding Warrants	Ending Cash Balance
<b>SPECIAL REVENUE FUNDS (Continued)</b>							
08P State Parks Education and Enhancement	\$ 454,265.00	\$	8,390.68	\$ 11,815.05	\$ 450,840.63	\$ .....	\$ 450,840.63
08V Veterans Stewardship	1,474,402.95		38,826.50	26,339.29	1,486,890.16	.....	1,486,890.16
08W "Washington's National Park Fund"	21,300.90		12,922.02	17,609.67	16,613.25	.....	16,613.25
098 Eastern Washington Pheasant Enhancement	228,152.74		30,969.77	67,163.74	191,958.77	2.86	191,961.63
09A We Love Our Pets	11,981.56		3,105.66	4,841.66	10,245.56	.....	10,245.56
09B Boating Safety Education Certification	662,469.71		4,875.00	5,855.25	661,489.46	325.00	661,814.46
09J Washington Coastal Crab Pot Buoy Tag	245,925.39		28,820.00	519.06	274,226.33	.....	274,226.33
09K Life Sciences Discovery	2,393,185.35		2,114.05	53,205.04	2,342,094.36	.....	2,342,094.36
09L Nursing Resource Center	218,907.69		44,300.00	157,330.39	105,877.30	35.00	105,912.30
10F "Share the Road"	19,228.03		6,164.67	8,943.65	16,449.05	.....	16,449.05
11A Employment Training Finance	306,495.53		30,667.30	24,484.00	312,678.83	.....	312,678.83
11J Electronic Products Recycling	507,061.52		144,135.36	23,905.18	627,291.70	.....	627,291.70
11P Large On-Site Sewage Systems	.....		.....	.....	.....	.....	.....
11V Veteran Estate Management	(5,593.41)		27,629.34	35,712.67	(13,676.74)	933.66	(12,743.08)
126 Agricultural Local	14,062,773.28		2,190,176.34	2,824,118.25	13,428,831.37	43,107.71	13,471,939.08
128 Grain Inspection Revolving	8,270,983.92		1,093,756.57	1,267,487.13	8,097,253.36	1,450.64	8,098,704.00
12E Assisted Living Facility Management	249,443.89		.....	(2,200.00)	251,643.89	.....	251,643.89
12F Manufactured/Mobile Home Dispute Resol	2,530,935.82		59,410.64	41,580.63	2,548,765.83	.....	2,548,765.83
12G Rockfish Research	357,033.41		2,202.50	7,570.04	351,665.87	35.50	351,701.37
12H Uniformed Service Shared Leave Pool	758,319.35		.....	(19,903.79)	778,223.14	.....	778,223.14
12N Get Ready For Math & Science Scholarship	32,593.00		2,893.02	.....	35,486.02	.....	35,486.02
133 Children's Trust	542,530.91		5,848.97	13,165.76	535,214.12	437.38	535,651.50
14E Washington State Heritage Center	2,727,142.81		493,204.13	359,582.04	2,860,764.90	1,332.36	2,862,097.26
14W Reduced Cigarette Ignition Propensity	439,609.96		5,615.77	5,018.96	440,206.77	47.79	440,254.56
15A Transitional Housing Oper & Rent	166,310.15		.....	.....	166,310.15	.....	166,310.15
15T Broadband Mapping	.....		.....	.....	.....	.....	.....
15V Funeral and Cemetery	769,954.82		20,852.90	45,028.43	745,779.29	358.35	746,137.64
15W Guaranteed Asset Protection Waiver	18,750.00		.....	250.00	18,500.00	250.00	18,750.00
163 Worker and Community Right to Know	1,177,841.38		1,681,315.52	156,342.20	2,702,814.70	6,806.80	2,709,621.50
169 Horse Racing Commission Operating	813,492.33		103,179.96	102,062.13	814,610.16	97.61	814,707.77
16B Landscape Architects' License	317,247.97		14,640.00	12,450.36	319,437.61	3.71	319,441.32
16E Spec Forest Products Outreach/Education	12,375.03		270.20	.....	12,645.23	.....	12,645.23
16G Universal Vaccine Purchase	8,360,704.76		4,226,941.86	1,107,658.33	11,479,988.29	.....	11,479,988.29
16H Columbia River Salmon/Steelhead Endorsement	1,148,520.67		21,469.50	135,512.11	1,034,478.06	.....	1,034,478.06
16L Accessible Communities	514,676.25		12,434.56	8,073.81	519,037.00	.....	519,037.00
16N Disabled Veterans Assistance	.....		.....	.....	.....	.....	.....
16T Product Stewardship Programs	274,169.51		.....	10,073.49	264,096.02	.....	264,096.02
17H WA Global Health Technologies Product Development	2.06		.....	.....	2.06	.....	2.06
17L Foreclosure Fairness	655,527.70		98,858.06	119,870.87	634,514.89	.....	634,514.89
17M Individual-Based/Portable Background Check Clearance	127,783.56		19,020.00	63,467.99	83,335.57	443.00	83,778.57

# RECEIPTS AND DISBURSEMENTS FOR TREASURER'S TRUST FUNDS

	November 1, 2017		November 2017		November 30, 2017		
	Beginning Book Balance		Plus Receipts	Less Disbursements	Ending Book Balance	Outstanding Warrants	Ending Cash Balance
<b>SPECIAL REVENUE FUNDS (Continued)</b>							
17V Volunteer Firefighters	\$ 5,912.68	\$	2,531.66	\$	3,299.35	\$ 5,144.99	\$ 5,144.99
180 Local Government Administrative Hearings	247,081.86				934.95	246,146.91	246,146.91
189 Clarke-McNary							
18A Investing In Innovation	34,347.09					34,347.09	34,347.09
18E Educator Certification Processing	2,422,849.58		96,774.24		144,151.75	2,375,472.07	2,377,124.57
18M Music Matters Awareness	6,019.99		3,756.68		4,703.99	5,072.68	5,072.68
18N Damage Prevention	111,625.00		10,291.00			121,916.00	121,916.00
18R Seattle Sounders FC	6,170.25		4,624.66		4,176.65	6,618.26	6,618.26
190 Forest Fire Protection Assessment	9,377,542.33		28.54		(1,266,314.38)	10,643,885.25	10,663,844.29
193 State Forest Nursery Revolving	1,920,008.89		313.05		264,756.15	1,655,565.79	1,660,585.43
195 Energy	13,590.78		11.29			13,602.07	13,602.07
197 Statute Law Committee Publications	778,445.01		1,021.44		4,954.24	774,512.21	774,554.49
198 Access Road Revolving	6,748,320.29		903.07		(313,325.36)	7,062,548.72	7,108,408.91
19B School for the Blind	1,722,867.36		63,393.48		180,748.31	1,605,512.53	1,606,755.88
19E 4-H Program	563.67		336.00		676.67	223.00	223.00
19F Seattle Seahawks	40,947.52		30,573.70		39,722.51	31,798.71	31,798.71
19H Center for Childhood Deafness and Hearing Loss	293,430.27		4,653.12			298,083.39	298,083.39
19M Seattle University	19,516.00		324.33			19,840.33	19,840.33
19P Child Rescue	9,829.15				(79.23)	9,908.38	9,908.38
19R Residential Services and Support							
19W Wolf-Livestock Conflict	287,853.03					287,853.03	287,853.03
205 Mobile Home Park Relocation	1,661,147.38		35,099.58		220,490.36	1,475,756.60	1,476,862.35
206 Cost of Supervision	634,544.86		120,793.50		138,674.42	616,663.94	618,463.39
209 Regional Fisheries Enhancement Group	1,519,333.41		14,561.64		44,667.91	1,489,227.14	1,489,603.16
20A State Flower	2,167.66		998.67		1,635.66	1,530.67	1,530.67
20D CPA Scholarship Transfer	275,000.00				25,000.00	250,000.00	250,000.00
20E WA Internet Crimes Against Children							
20G Washington Farmers and Ranchers	336.00		84.00		84.00	336.00	756.00
20K Licensing & Enforcement System Modernization	1,190,002.98		588.33		21.86	1,190,569.45	1,194,149.74
20P Nursing Facility Quality Enhancement	2,315,317.99				(7,321.52)	2,322,639.51	2,322,639.51
20W Washington Tennis	980.00		28.00			1,008.00	1,008.00
210 Fire Protection Contractor License	316,032.10		188,248.02		61,773.64	442,506.48	442,664.15
213 Veterans' Emblem	29,606.44		329.00			29,935.44	29,935.44
214 Temporary Worker Housing	233,846.44		1,088.00		20,456.29	214,478.15	214,478.15
219 Air Operating Permit	549,335.58		(4,825.78)		82,746.30	461,763.50	461,763.50
21A Washington State Wrestling	420.00		336.00		448.00	308.00	308.00
21C Washington Sexual Assault Kit	2,554,150.30		2,122.83		5,228.20	2,551,044.93	2,551,044.93
21F Fred Hutch							
21G Washington State Aviation	13,010.66		1,064.00			14,074.66	14,074.66
21N NE WA Wolf-Livestock Management							

# RECEIPTS AND DISBURSEMENTS FOR TREASURER'S TRUST FUNDS

		November 1, 2017	November 2017		November 30, 2017		
		Beginning Book Balance	Plus Receipts	Less Disbursements	Ending Book Balance	Outstanding Warrants	Ending Cash Balance
<b>SPECIAL REVENUE FUNDS (Continued)</b>							
21Q	Forest Health Revolving	\$ .....	\$ .....	\$ .....	\$ .....	\$ .....	\$ .....
21W	K-12 Criminal Background Check	27,191.00	344,978.00	146,071.00	226,098.00	.....	226,098.00
225	Fingerprint Identification	3,883,085.84	849,131.34	847,874.52	3,884,342.66	22,665.20	3,907,007.86
22E	Family and Medical Leave Enforcement	.....	.....	.....	.....	.....	.....
22F	Family and Medical Leave Insurance	82,000,000.00	28,559.98	7,097.64	82,021,462.34	.....	82,021,462.34
22G	Photovoltaic Module Recycling	.....	.....	.....	.....	.....	.....
259	Coastal Crab	93,702.55	1,920.00	3,787.91	91,834.64	.....	91,834.64
274	Adult Family Home	643,638.12	.....	(8,429.74)	652,067.86	.....	652,067.86
281	Impaired Driving Safety	92,810.52	126,724.50	.....	219,535.02	.....	219,535.02
283	Juvenile Accountability Incentive	83,719.66	69.51	.....	83,789.17	.....	83,789.17
294	Sea Cucumber Dive Fishery	.....	.....	.....	.....	.....	.....
295	Sea Urchin Dive Fishery	3.42	.....	.....	3.42	.....	3.42
297	Pipeline Safety	5,414,504.51	96,407.65	205,681.52	5,305,230.64	.....	5,305,230.64
298	Geologists'	334,963.40	27,470.00	15,495.45	346,937.95	504.49	347,442.44
300	Financial Services Regulation	17,435,381.59	2,260,312.64	2,754,624.82	16,941,069.41	12,023.56	16,953,092.97
320	Puget Sound Crab Pot Buoy Tag	74,705.33	(31.25)	43.20	74,630.88	.....	74,630.88
328	Crim Justice Training Commis Firing Range Maintenance	81,178.00	.....	.....	81,178.00	.....	81,178.00
416	Surplus and Donated Food Commodities Revolving	3,159,764.92	1,931,841.27	2,047,373.69	3,044,232.50	36,384.59	3,080,617.09
424	Anti-Trust Revolving	1,939,194.05	(919.84)	167,859.59	1,770,414.62	.....	1,770,414.62
480	Financial Education Public-Private Partnership	16,272.75	2,500.00	.....	18,772.75	.....	18,772.75
485	Horse Racing Owners' Bonus/Breeder Awards	562,587.64	281,453.75	825,880.56	18,160.83	153,167.82	171,328.65
495	Toll Collection	18,660,531.88	17,423,516.99	17,385,943.37	18,698,105.50	65,024.28	18,763,129.78
496	Future Teachers Conditional Scholarship	3,732,670.00	26,387.12	127,141.58	3,631,915.54	15,008.23	3,646,923.77
497	Horse Racing Commission Class C Purse Fund	65,432.17	5,176.74	.....	70,608.91	.....	70,608.91
498	Washington State Council of Fire Fighters Benevolent	14,952.72	8,479.34	10,955.01	12,477.05	.....	12,477.05
499	Law Enforcement Memorial	51,399.39	19,935.98	29,449.01	41,886.36	.....	41,886.36
501	Liquor Revolving	36,780,872.61	5,434,732.02	3,203,786.36	39,011,818.27	136,444.62	39,148,262.89
503	Tuition Recovery	3,464,236.91	20,579.07	2,645.78	3,482,170.20	165.00	3,482,335.20
515	DNA Data Base	763,362.10	46,369.28	719.08	809,012.30	.....	809,012.30
516	Fruit and Vegetable Inspection	9,377,741.49	1,068,012.27	1,424,037.75	9,021,716.01	18,178.78	9,039,894.79
536	Federal Food Service Revolving	2,143,608.94	5,003,500.78	4,940,774.56	2,206,335.16	24,697.82	2,231,032.98
553	Performance Audits of Government	5,501,206.04	1,640,702.88	1,292,322.30	5,849,586.62	9,046.55	5,858,633.17
561	Community Technical College Innovation	8,323,643.43	216,724.95	1,262,154.99	7,278,213.39	.....	7,278,213.39
687	Rural Rehabilitation	226,974.00	188.46	.....	227,162.46	.....	227,162.46
688	Federal Local Rail Service Assistance	78,543.43	69.24	.....	78,612.67	.....	78,612.67
731	Child Care Facility Revolving	1,403,322.67	3,347.02	.....	1,406,669.69	.....	1,406,669.69
732	Nursing Home Civil Penalties	2,050,016.82	.....	(31,580.88)	2,081,597.70	.....	2,081,597.70
746	Hanford Area Economic Investment	25,342.88	2,811.51	.....	28,154.39	.....	28,154.39
749	Governor's Interagency Committee of State Employed Women	78,118.51	.....	1,509.43	76,609.08	.....	76,609.08
761	Basic Health Plan Subscription	250,744.09	.....	.....	250,744.09	.....	250,744.09



# RECEIPTS AND DISBURSEMENTS FOR TREASURER'S TRUST FUNDS

		November 1, 2017	November 2017		November 30, 2017		
		Beginning Book Balance	Plus Receipts	Less Disbursements	Ending Book Balance	Outstanding Warrants	Ending Cash Balance
<b>SPECIAL REVENUE FUNDS (Continued)</b>							
763	Center for the Improvement of Student Learning	\$ 35,600.68	\$ .....	\$ .....	\$ 35,600.68	\$ .....	\$ 35,600.68
773	Commission on Higher Ed Prof Student Ex Program	51,200.00	.....	.....	51,200.00	.....	51,200.00
774	University of Washington License Plate	278,208.05	19,527.67	.....	297,735.72	.....	297,735.72
776	Washington State University License Plate	59,177.99	43,670.68	11.67	102,837.00	11.67	102,848.67
778	Western Washington University License Plate	669.67	1,327.67	.....	1,997.34	.....	1,997.34
779	Eastern Washington University License Plate	60,291.13	2,254.00	.....	62,545.13	.....	62,545.13
780	School Zone Safety Account	1,218,965.88	42,933.76	8,483.80	1,253,415.84	.....	1,253,415.84
783	Central Washington University License Plate	8,024.32	1,010.33	.....	9,034.65	.....	9,034.65
784	Miscellaneous Transportation Programs	(4,686,015.93)	24,163,687.50	30,002,997.72	(10,525,326.15)	1,282,453.84	(9,242,872.31)
786	The Evergreen State College License Plate	8,313.37	308.00	6,014.00	2,607.37	.....	2,607.37
789	Advanced Environmental Mitigation Revolving	643,752.09	3,013.16	.....	646,765.25	.....	646,765.25
816	Stadium and Exhibition Center	59,822,944.75	4,501,764.51	.....	64,324,709.26	.....	64,324,709.26
821	Impaired Physician	303,184.10	119,150.00	138,249.02	284,085.08	300.00	284,385.08
823	Livestock Nutrient Management	44,540.45	.....	(100.00)	44,640.45	.....	44,640.45
833	Developmental Disabilities Endowment Trust	2,133,752.43	301,374.00	742,040.25	1,693,086.18	.....	1,693,086.18
834	Capitol Furnishings Preservation Committee	83,206.67	6,175.00	.....	89,381.67	.....	89,381.67
878	Federal Forest Revolving	455.54	0.38	.....	455.92	.....	455.92
880	Advance Right-of-Way Revolving	12,675,494.43	325,730.79	58.92	13,001,166.30	58.92	13,001,225.22
884	Gambling Revolving	9,187,664.07	803,659.43	1,111,368.55	8,879,954.95	28,525.66	8,908,480.61
885	Plumbing Certificate	760,485.63	66,761.61	67,654.44	759,592.80	227.30	759,820.10
892	Pressure Systems Safety	771,571.83	144,432.43	184,185.15	731,819.11	959.40	732,778.51
<b>TOTAL SPECIAL REVENUE FUNDS</b>		<b>\$ 402,458,424.49</b>	<b>\$ 79,192,500.38</b>	<b>\$ 77,005,960.46</b>	<b>\$ 404,644,964.41</b>	<b>\$ 2,064,455.10</b>	<b>\$ 406,709,419.51</b>
<b>PERMANENT FUNDS</b>							
842	American Indian Scholarship Endowment	\$ 295,392.46	\$ 245.26	\$ .....	\$ 295,637.72	\$ .....	\$ 295,637.72
852	Foster Care Scholarship Endowment	3,675.80	3.05	.....	3,678.85	.....	3,678.85
<b>TOTAL PERMANENT FUNDS</b>		<b>\$ 299,068.26</b>	<b>\$ 248.31</b>	<b>\$ .....</b>	<b>\$ 299,316.57</b>	<b>\$ .....</b>	<b>\$ 299,316.57</b>
<b>ENTERPRISE FUNDS</b>							
413	Municipal Revolving	\$ 6,844,627.57	\$ 1,816,904.46	\$ 2,435,433.13	\$ 6,226,098.90	\$ 10,522.20	\$ 6,236,621.10
442	Legislative Gift Center	43,741.54	3,536.13	22,449.86	24,827.81	598.80	25,426.61
445	Self-Insured Emplr Overpymt Reimb	641,634.92	(0.71)	59,586.40	582,047.81	3,694.09	585,741.90
446	Industrial Insurance Rainy Day Fund	.....	.....	.....	.....	.....	.....
449	Certificates of Participation and Other Financing - Local	159,568.07	690,430.96	691,032.96	158,966.07	387.50	159,353.57
463	Washington College Savings Program	.....	.....	.....	.....	.....	.....
470	Imaging	180,347.08	30,430.75	34,639.61	176,138.22	.....	176,138.22
477	Lottery Investment	.....	.....	.....	.....	.....	.....
543	Judicial Information Systems	7,910,563.20	2,087,100.22	2,595,288.08	7,402,375.34	27,917.01	7,430,292.35
544	Pollution Liability Insurance Program Trust	32,402,649.93	(2,794.56)	640,288.22	31,759,567.15	117,978.84	31,877,545.99
545	Heating Oil Pollution Liability Trust	145,459.95	2.80	32,128.96	113,333.79	.....	113,333.79

# RECEIPTS AND DISBURSEMENTS FOR TREASURER'S TRUST FUNDS

		November 1, 2017	November 2017		November 30, 2017		
		Beginning Book Balance	Plus Receipts	Less Disbursements	Ending Book Balance	Outstanding Warrants	Ending Cash Balance
<b>ENTERPRISE FUNDS (Continued)</b>							
788	Advanced College Tuition Payment Program	\$ 1,401,339.39	\$ 32,404,278.47	\$ 29,714,336.38	\$ 4,091,281.48	\$ 4,567,025.22	\$ 8,658,306.70
<b>TOTAL ENTERPRISE FUNDS</b>		<b>\$ 49,729,931.65</b>	<b>\$ 37,029,888.52</b>	<b>\$ 36,225,183.60</b>	<b>\$ 50,534,636.57</b>	<b>\$ 4,728,123.66</b>	<b>\$ 55,262,760.23</b>
<b>INTERNAL SERVICE FUNDS</b>							
12V	PEBB Medical Benefits Admin	\$ .....	\$ .....	\$ .....	\$ .....	\$ .....	\$ .....
411	Natural Resources Equipment	5,086,669.69	1,783.77	(513,039.86)	5,601,493.32	19,133.32	5,620,626.64
421	Education Technology Revolving	8,018,493.38	2,193,155.22	1,790,236.78	8,421,411.82	151,633.05	8,573,044.87
422	General Administration Services	20,365,777.02	16,316,294.05	14,782,118.11	21,899,952.96	74,069.39	21,974,022.35
436	OFM Labor Relations Service	516,824.11	138,986.50	345,839.78	309,970.83	.....	309,970.83
438	Uniform Dental Plan Benefits Administration	513,700.62	510,420.00	509,420.80	514,699.82	.....	514,699.82
439	Uniform Medical Plan Benefits Administration	485,624.96	5,655,013.00	4,682,050.55	1,458,587.41	.....	1,458,587.41
444	Fish & Wildlife Equipment	576,235.95	64,690.47	44,750.64	596,175.78	2,654.27	598,830.05
453	Minority and Women's Business Enterprises	693,745.91	397,670.00	237,304.58	854,111.33	2,741.61	856,852.94
458	Consolidated Technology Services Revolving	(11,263,607.06)	11,091,509.40	11,043,847.36	(11,215,945.02)	96,527.12	(11,119,417.90)
461	Shared Information Technology System Revolving	474,531.88	.....	.....	474,531.88	.....	474,531.88
466	Statewide Info Tech System Development Revolving	575,695.43	867,849.00	941,685.12	501,859.31	.....	501,859.31
471	State Patrol Nonappropriated Airplane Revolving	104,940.36	129,595.00	32,461.71	202,073.65	622.21	202,695.86
472	Statewide Info Tech System Maintenance & Operations Revolving	4,919,993.06	.....	200,523.35	4,719,469.71	.....	4,719,469.71
546	Risk Management	1,207,776.35	1,222,467.40	798,494.79	1,631,748.96	441.00	1,632,189.96
547	Liability	34,861,377.84	1,059,678.85	16,013,830.57	19,907,226.12	340,561.66	20,247,787.78
721	Public Employees' and Retirees' Insurance	180,131,535.63	163,477,788.62	192,845,764.76	150,763,559.49	2,220,322.05	152,983,881.54
730	Public Employees' and Retirees' Insurance Reserve	145,375,067.28	122,923.05	.....	145,497,990.33	.....	145,497,990.33
739	Certificates of Participation and Other Financing - State	350,788.69	13,377,985.19	8,793,811.56	4,934,962.32	387.50	4,935,349.82
<b>TOTAL INTERNAL SERVICE FUNDS</b>		<b>\$ 392,995,171.10</b>	<b>\$ 216,627,809.52</b>	<b>\$ 252,549,100.60</b>	<b>\$ 357,073,880.02</b>	<b>\$ 2,909,093.18</b>	<b>\$ 359,982,973.20</b>
<b>PRIVATE PURPOSE FUNDS</b>							
196	Unclaimed Personal Property	\$ 1,108,622.77	\$ 2,619,273.49	\$ 2,914,956.36	\$ 812,939.90	\$ 3,579,887.94	\$ 4,392,827.84
738	Department of Social and Health Services Trust	53,654.52	.....	.....	53,654.52	.....	53,654.52
799	WA Achieving a Better Life Experience Program	.....	.....	.....	.....	.....	.....
<b>TOTAL PRIVATE PURPOSE FUNDS</b>		<b>\$ 1,162,277.29</b>	<b>\$ 2,619,273.49</b>	<b>\$ 2,914,956.36</b>	<b>\$ 866,594.42</b>	<b>\$ 3,579,887.94</b>	<b>\$ 4,446,482.36</b>
<b>PENSION TRUST FUNDS</b>							
838	LEOFF Retirement System Benefits Improvement	\$ .....	\$ .....	\$ .....	\$ .....	\$ .....	\$ .....
<b>TOTAL PENSION TRUST FUNDS</b>		<b>\$ .....</b>	<b>\$ .....</b>	<b>\$ .....</b>	<b>\$ .....</b>	<b>\$ .....</b>	<b>\$ .....</b>
<b>AGENCY FUNDS</b>							
16C	Real Estate/Property Tax Admin Assistance	\$ 64,994.82	\$ 57,117.24	\$ 64,994.82	\$ 57,117.24	\$ .....	\$ 57,117.24
17A	County Enhanced 911 Excise Tax	5,931,989.48	6,069,091.78	5,919,105.53	6,081,975.73	.....	6,081,975.73
525	Washington State Combined Fund Drive	1,550,534.97	408,790.11	998,962.52	960,362.56	21,847.31	982,209.87
660	Natural Resources Deposit	36,114,168.47	27,754,988.04	36,916,940.04	26,952,216.47	299,704.34	27,251,920.81
734	Centennial Document Preservation and Modernization	1,163,405.09	293,730.51	.....	1,457,135.60	.....	1,457,135.60

# RECEIPTS AND DISBURSEMENTS FOR TREASURER'S TRUST FUNDS

	November 1, 2017	November 2017		November 30, 2017		
	Beginning Book Balance	Plus Receipts	Less Disbursements	Ending Book Balance	Outstanding Warrants	Ending Cash Balance
<b>AGENCY FUNDS (Continued)</b>						
737 High Occupancy Vehicle	\$ .....	\$ .....	\$ .....	\$ .....	\$ .....	\$ .....
757 Maritime Historic Restoration and Preservation	3,572.75	34.00	.....	3,606.75	.....	3,606.75
797 Local Tourism Promotion	1,288,436.72	1,218,103.04	1,297,216.72	1,209,323.04	.....	1,209,323.04
<b>TOTAL AGENCY FUNDS</b>	<b>\$ 46,117,102.30</b>	<b>\$ 35,801,854.72</b>	<b>\$ 45,197,219.63</b>	<b>\$ 36,721,737.39</b>	<b>\$ 321,551.65</b>	<b>\$ 37,043,289.04</b>
<b>TOTAL TREASURER'S TRUST FUNDS</b>	<b>\$ 980,460,343.72</b>	<b>\$ 406,391,406.93</b>	<b>\$ 456,147,397.20</b>	<b>\$ 930,704,353.45</b>	<b>\$ 13,613,696.60</b>	<b>\$ 944,318,050.05</b>

# INVESTMENT STATEMENT & INVESTMENT INTEREST INCOME AND CAPITAL GAINS

## INVESTMENT STATEMENT

Fund / Account	November 1, 2017	Purchased	Maturities & Sales	Amortization	November 30, 2017
<b>Treasury &amp; Treasurer's Trust</b>					
Investments (trade date basis)	\$ 6,023,546,381.50	\$ 3,357,343,063.16	\$ 2,652,638,764.38	\$ 1,177,711.26	\$ 6,729,428,391.54
Reverse Repurchase Agreements	.....	.....	.....	.....	.....
Purchased Accrued Interest	1,044,749.68	341,240.11	242,649.79	.....	1,143,340.00
<b>Total Treasury &amp; Treasurer's Trust</b>	<b>\$ 6,024,591,131.18</b>	<b>\$ 3,357,684,303.27</b>	<b>\$ 2,652,881,414.17</b>	<b>\$ 1,177,711.26</b>	<b>\$ 6,730,571,731.54</b>
<b>Local Government Investment Pool</b>					
Investments (trade date basis)	\$ 15,801,980,227.94	\$ 41,875,691,822.00	\$ 43,775,313,838.23	\$ 7,305,200.57	\$ 13,909,663,412.28
Reverse Repurchase Agreements	.....	.....	.....	.....	.....
Purchased Accrued Interest	383,305.55	.....	383,305.55	.....	.....
<b>Total Local Government Investment Pool</b>	<b>\$ 15,802,363,533.49</b>	<b>\$ 41,875,691,822.00</b>	<b>\$ 43,775,697,143.78</b>	<b>\$ 7,305,200.57</b>	<b>\$ 13,909,663,412.28</b>
<b>Total All Accounts</b>	<b>\$ 21,826,954,664.67</b>	<b>\$ 45,233,376,125.27</b>	<b>\$ 46,428,578,557.95</b>	<b>\$ 8,482,911.83</b>	<b>\$ 20,640,235,143.82</b>

## INVESTMENT INTEREST INCOME AND CAPITAL GAINS CURRENT MONTH AND FISCAL YEAR TO DATE COMPARISON

Fund / Account	November 2017	November 2016	Fiscal Year 2018	Fiscal Year 2017
<b>Treasury &amp; Treasurer's Trust</b>				
Cash	\$ 5,950,300.71	\$ 4,399,681.12	\$ 28,406,433.45	\$ 19,823,671.00
Custody Bank Fees	(3,551.41)	(4,598.49)	(20,003.57)	(23,036.25)
Other Bank Fees	(8,958.96)	(24,183.25)	(56,291.58)	(56,575.53)
Amortization	1,177,711.26	(18,900.87)	2,464,075.42	(497,418.48)
Accrued Interest	(12,921.14)	(445,004.43)	(264,268.45)	342,530.46
Gains and Losses	(209,443.95)	(505,386.84)	(868,317.17)	6,854,454.85
<b>Total Treasury &amp; Treasurer's Trust</b>	<b>\$ 6,893,136.51</b>	<b>\$ 3,401,607.24</b>	<b>\$ 29,661,628.10</b>	<b>\$ 26,443,626.05</b>
<b>Local Government Investment Pool</b>				
Cash	\$ 7,195,442.16	\$ 3,193,321.37	\$ 30,464,156.53	\$ 15,717,085.03
Amortization	7,305,200.57	1,945,356.77	31,117,332.75	8,057,693.78
Accrued Interest	(616,785.61)	17,416.78	845,443.02	180,283.72
Gains and Losses	21,861.61	348,010.05	369,617.59	1,697,548.97
<b>Total Local Government Investment Pool</b>	<b>\$ 13,905,718.73</b>	<b>\$ 5,504,104.97</b>	<b>\$ 62,796,549.89</b>	<b>\$ 25,652,611.50</b>
<b>Total All Accounts</b>	<b>\$ 20,798,855.24</b>	<b>\$ 8,905,712.21</b>	<b>\$ 92,458,177.99</b>	<b>\$ 52,096,237.55</b>

DUANE A. DAVIDSON  
STATE TREASURER  
PO BOX 40200  
OLYMPIA WA 98504-0200

---

