



**Washington State
Treasurer's
Monthly Report
November 2018**



DUANE A. DAVIDSON
State Treasurer

In accordance with the Americans with Disabilities Act, this publication will be made available in alternate formats upon request to the Office of the State Treasurer, Legislative Building, 2nd Floor, Olympia, Washington 98504-0200, telephone (360) 902-9000, fax (360) 902-9037 or TTY Users Call: 7-1-1. Web Site: <http://tre.wa.gov>.

Cover photo taken by Treasurer's Office staff.

TABLE OF CONTENTS

	<i>Page</i>
State Treasurer’s Letter	1
General Fund	2
Treasury, Treasurer’s Trust and Local Government Investment Pool Flow Chart	3
Treasury & Treasurer’s Trust, Treasury and Treasurer’s Trust Charts	4
General Fund and Local Government Investment Pool Charts	5
Receipts and Disbursements for the State Treasury	6
Receipts and Disbursements for Trust Funds	17
Investment Statement	25
Investment Interest Income and Capital Gains	26



DUANE A. DAVIDSON,
State Treasurer

State of Washington
Office of the Treasurer
Legislative Building
P.O. Box 40200
Olympia, Washington 98504-0200

(360) 902-9000 • TTY 7-1-1
FAX (360) 902-9037
Home Page <http://tre.wa.gov>



Fellow Washingtonians,

I am pleased to report on the operations of the Office of the State Treasurer for the month of November 2018. At the close of the month, the Treasury & Treasurer's Trust book balance was \$8.1 billion with investment earnings distributed for the month of \$12.6 million.

Sincerely,

A handwritten signature in black ink that reads "Duane A. Davidson". The signature is written in a cursive, flowing style.

Duane A. Davidson
Washington State Treasurer

GENERAL FUND

GENERAL FUND CURRENT MONTH AND FISCAL YEAR TO DATE COMPARISON

(In Millions)

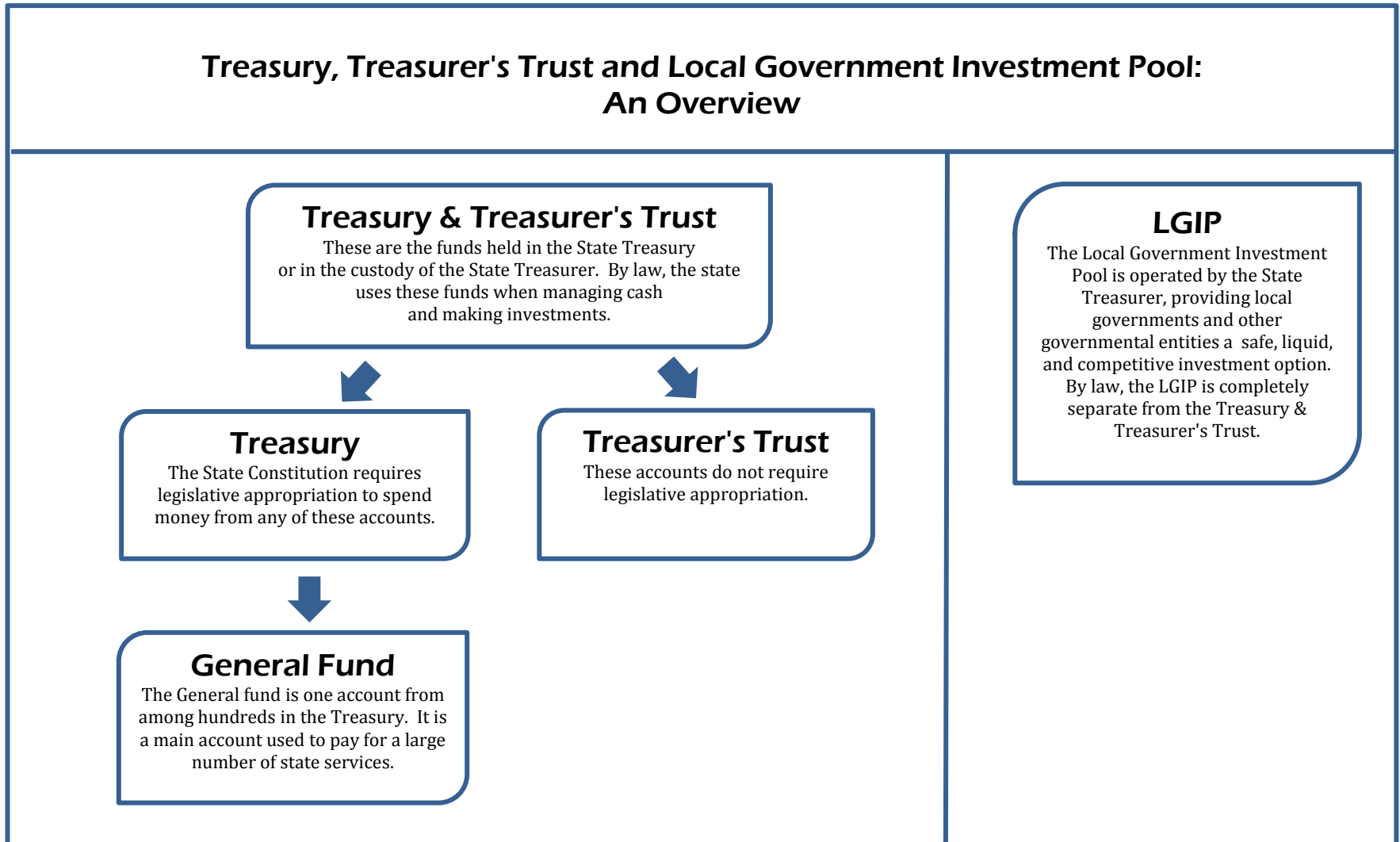
	Month of November		Fiscal Year to Date	
	2018	2017	2019	2018
Beginning Book Balance	\$ 113.564	\$ (216.831)	\$ 1,737.396	\$ 863.390
Cash Revenue	3,069.765	3,354.304	13,141.453	12,704.321
Other Cash Receipts	261.543	313.379	1,976.654	3,678.861
Total Cash Receipts	\$ 3,331.308	\$ 3,667.683	\$ 15,118.107	\$ 16,383.182
Total Cash Disbursements	\$ 3,063.203	\$ 2,926.923	\$ 16,473.834	\$ 16,722.643
Ending Book Balance	\$ 381.669	\$ 523.929	\$ 381.669	\$ 523.929
Cash Revenue				
Bond Retirement & Interest	\$ 0.000	\$ 0.000	\$ (0.181)	\$ (0.167)
Secretary of State	2.997	2.946	14.962	14.066
Department of Revenue:				
Retail Sales Tax	982.263	882.634	4,770.327	4,215.408
Business & Occupation Tax	406.230	357.016	1,855.726	1,675.613
Compensating Tax	78.548	50.561	312.815	277.462
Cigarette Tax	30.443	33.489	155.767	140.124
Public Utility Tax	20.179	27.865	152.018	140.664
Various Other Revenue	(867.644)	70.294	(570.080)	285.208
Insurance Commission	8.006	9.236	163.975	155.493
Liquor and Cannabis Board	2.540	2.512	40.015	31.615
Department of Licensing:				
Excise Tax - Other	0.018	0.017	0.094	0.089
Various Other Revenue	0.532	0.517	5.867	5.655
Department of Social & Health Services	4.011	5.573	30.777	43.204
Universities & Colleges	0.000	0.000	0.137	0.000
Treasurer's Transfers	0.462	0.702	(47.955)	(135.953)
Counties:				
Property Tax	1,245.104	746.196	1,340.314	822.251
Real Estate Excise Tax	81.771	96.881	516.915	567.186
Various Other Revenue	5.642	5.034	24.718	24.365
Federal Grants-In-Aid (All Agencies)	1,070.992	1,108.500	4,130.708	4,202.783
Revenues Distributed to Local Governments	(0.284)	(0.279)	(36.516)	(2.884)
Other Agencies' Cash Revenue	(2.045)	(45.390)	281.050	242.139
Total Cash Revenue	\$ 3,069.765	\$ 3,354.304	\$ 13,141.453	\$ 12,704.321

Source: Agency Financial Reporting System (AFRS).

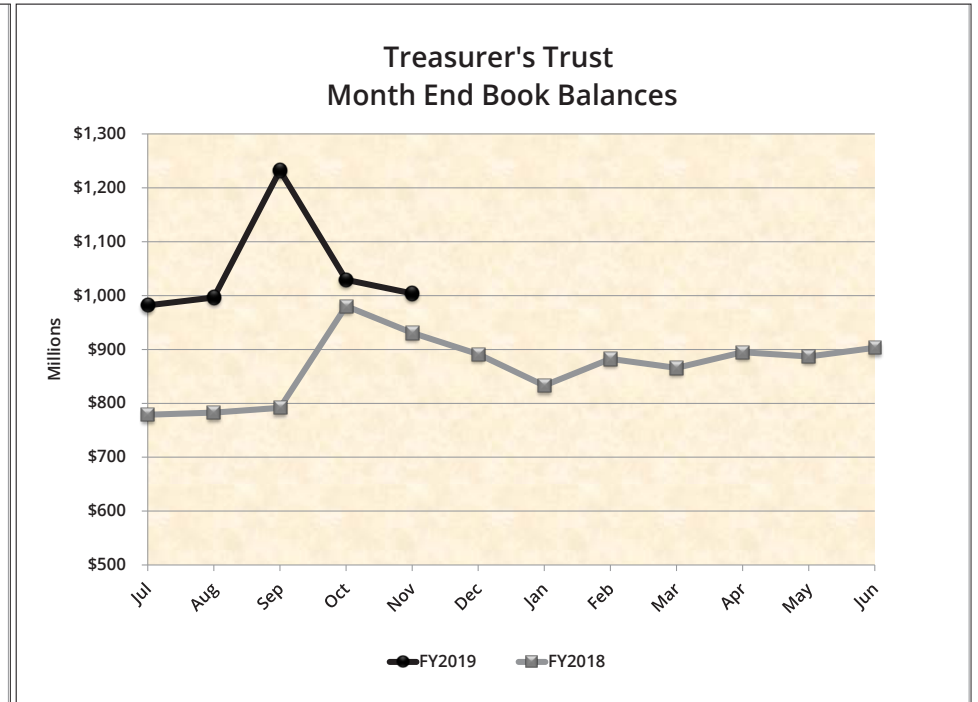
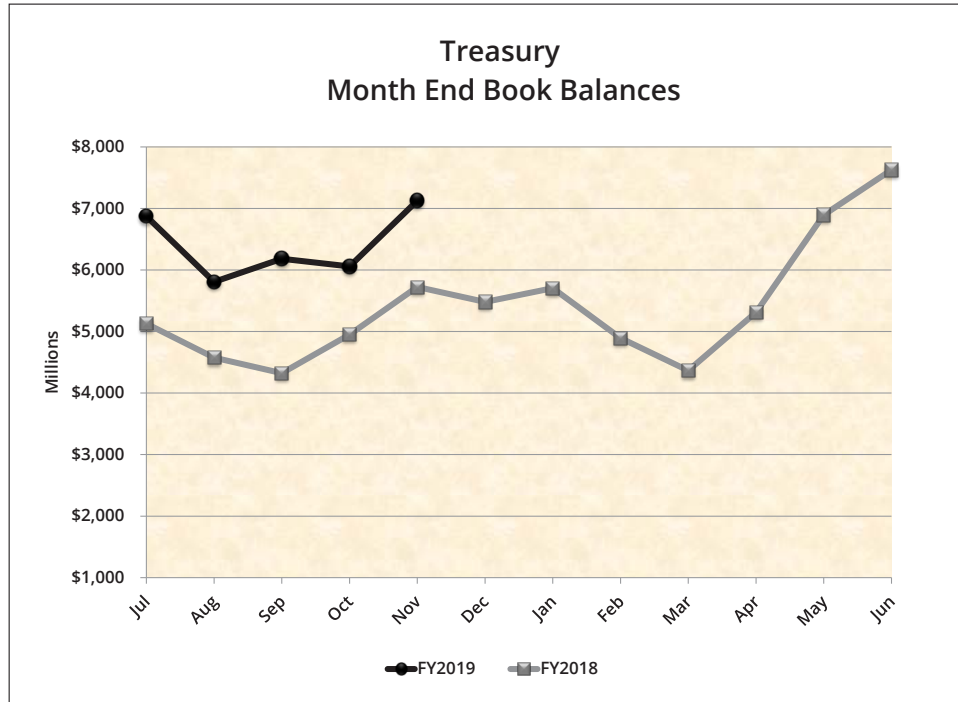
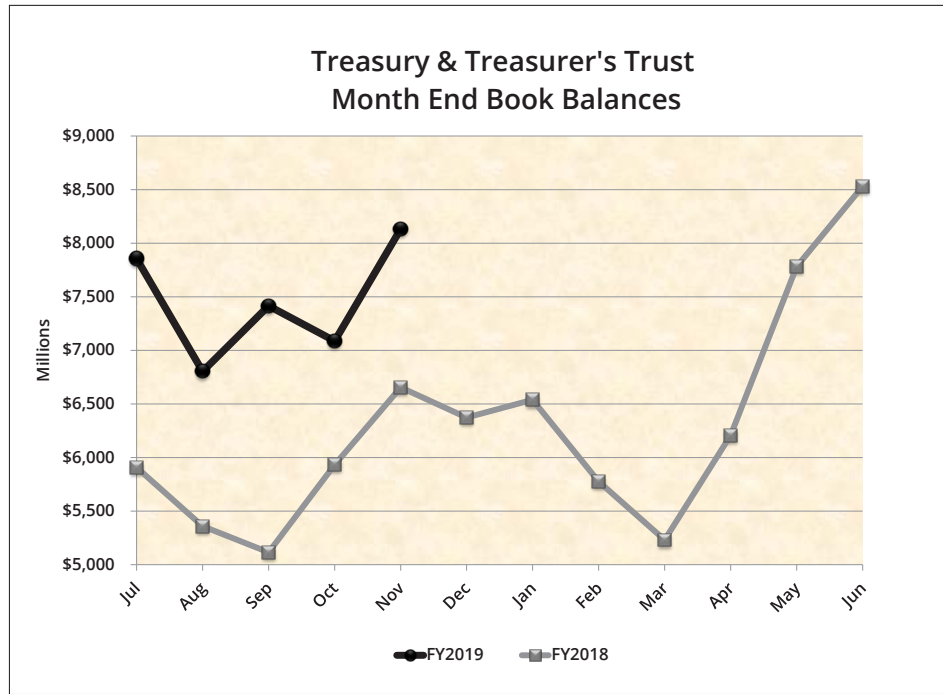
TREASURY, TREASURER'S TRUST AND LGIP FLOW CHART

The State Treasurer is charged with the cash management of public funds, which includes two categories of state funds and accounts: (1) funds and accounts located in the state treasury, which are subject to legislative appropriation; and (2) Treasurer's trust funds, which are accounts placed in the custody of the State Treasurer, and not typically subject to legislative appropriation. Funds within these accounts are comingled for investment and cash management purposes.

This flow chart describes the structure of the Treasury and Treasurer's Trust Accounts. Month end balances of these accounts are shown on pages 4 and 5.

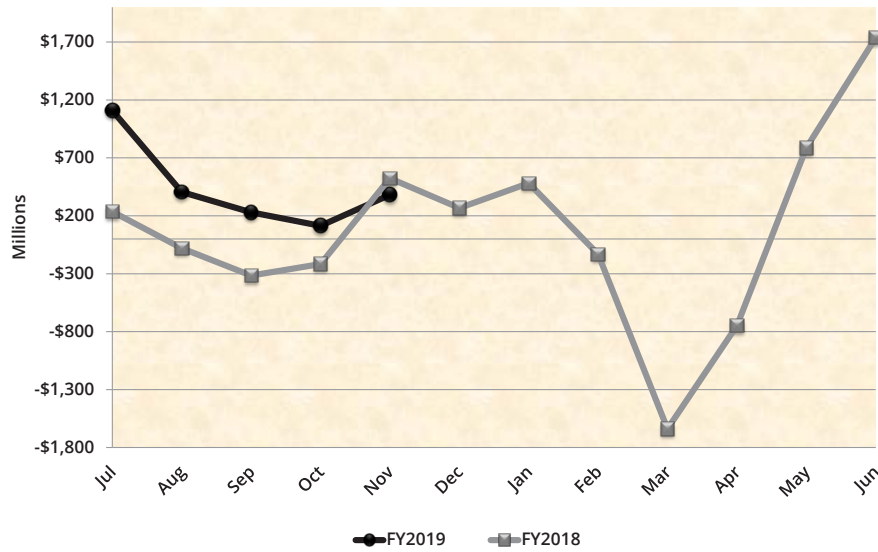


TREASURY & TREASURER'S TRUST AND TREASURY AND TREASURER'S TRUST CHART

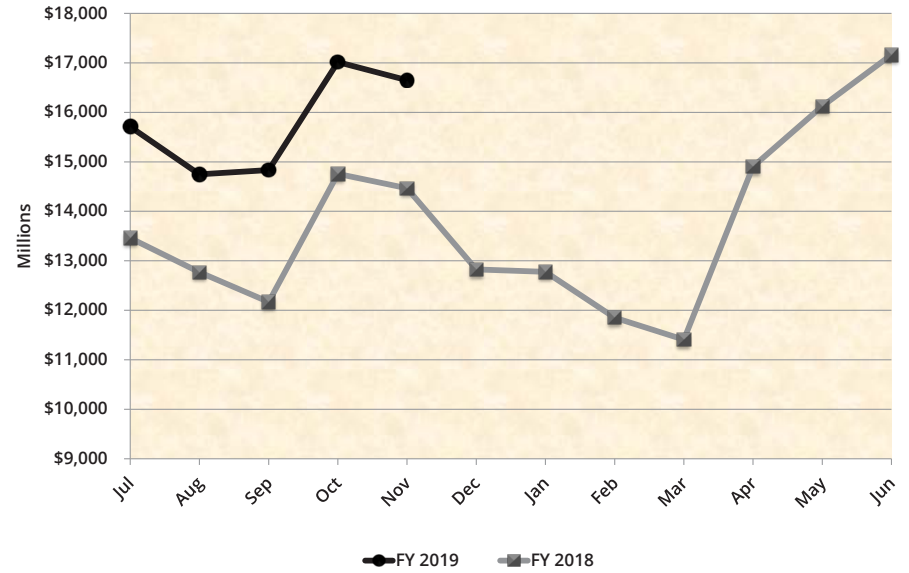


GENERAL FUND AND LOCAL GOVERNMENT INVESTMENT POOL CHARTS

General Fund Month End Book Balances

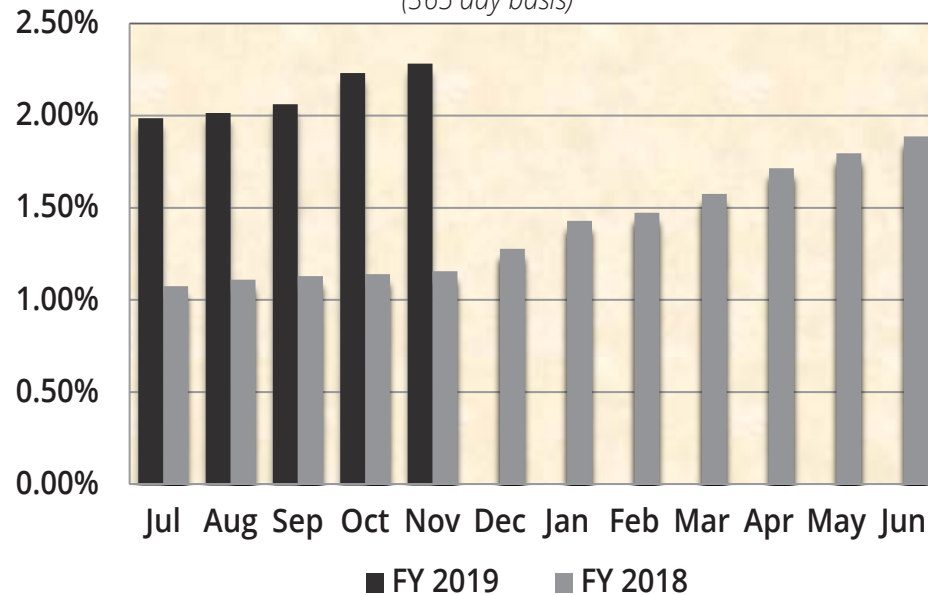


Local Government Investment Pool Month End Book Balances



LGIP Net Yield

(365 day basis)



RECEIPTS AND DISBURSEMENTS FOR TREASURY FUNDS

	November 1, 2018			November 2018		November 30, 2018		
	Beginning Book Balance	Plus Receipts	Less Disbursements	Ending Book Balance	Outstanding Warrants	Ending Cash Balance		
GENERAL FUND								
001 General	\$ 113,564,194.13	\$ 3,331,307,846.74	\$ 3,063,202,590.61	\$ 381,669,450.26	\$ 32,351,845.05	\$ 414,021,295.31		
018 Millersylvania Park Current	5,210.50	5,210.50	5,210.50		
01E Geothermal	25,028.43	25,028.43	25,028.43		
01N Institutional Impact	19,144.72	19,144.72	19,144.72		
02P Flood Control Assistance	3,331,635.55	128,623.28	3,203,012.27	510.20	3,203,522.47		
031 State Investment Board Expense	4,979,962.08	2,182,581.27	2,167,084.54	4,995,458.81	13,670.02	5,009,128.83		
032 State Emergency Water Projects Revolving	221,616.92	221,616.92	221,616.92		
03A Excess Earnings		
03L County Criminal Justice Assistance	1,533,229.60	18,571.55	181,120.68	1,370,680.47	1,242.60	1,371,923.07		
03M Municipal Criminal Justice Assistance	(530,066.65)	5,745.28	66,728.28	(591,049.65)	497.06	(590,552.59)		
04L Public Health Services	6.38	0.01	6.39	6.39		
051 State and Local Improvements Revolving	26,744.33	26,744.33	26,744.33		
055 State & Local Improve Revolving (Waste Disp Facilities, 1980)	2,639.01	2,639.01	2,639.01		
05C Criminal Justice Treatment	4,809,965.30	(126.81)	542,454.27	4,267,384.22	4,267,384.22		
05M Tourism Development and Promotion		
070 Outdoor Recreation	15,311.64	521,171.00	618,186.25	(81,703.61)	(81,703.61)		
072 State & Local Improve Revolving (Water Supply Facilities)	862,642.01	862,642.01	862,642.01		
09C Farm and Forest	1,241,050.03	80,040.51	1,161,009.52	1,161,009.52		
09G Riparian Protection	(3.30)	96,070.97	96,067.67		
09R Economic Development Strategic Reserve	1,500,555.77	1,326,183.39	92,240.16	2,734,499.00	2,734,499.00		
10K Veterans Innovation Program	103,740.40	103,740.40	103,740.40		
10P Columbia River Basin Water Supply Development	5,694,372.23	8,142.03	370,511.14	5,332,003.12	5,332,003.12		
10R Energy Freedom	730,207.31	1,030.83	731,238.14	731,238.14		
10T Hood Canal Aquatic Rehabilitation Bond		
11F Reinvesting in Youth	5.98	5.98	5.98		
11N Heritage Barn Preservation		
11W Water Quality Capital	34,227.10	34,227.10	34,227.10		
125 Site Closure	31,117,597.62	43,893.76	15,289.90	31,146,201.48	31,146,201.48		
12J Boating Activities	6,593.92	6,593.92	6,593.92		
12K Puget Sound Scientific Research		
12R Independent Youth Housing		
12W Veterans Conservation Corps		
14B Budget Stabilization	946,152,164.67	1,336,128.09	17,788.73	947,470,504.03	947,470,504.03		
14C Puget Sound Recovery		
14H Community Preservation & Development Auth	8,807.00	(57.00)	8,750.00	8,750.00		
14L Streamlined Sales & Use Tax Mitigation	7,796,422.04	7,796,422.04	7,796,422.04		
15C WA Community Tech Opportunity		
15F Local Public Safety Enhancement		
15J Building Communities		

RECEIPTS AND DISBURSEMENTS FOR TREASURY FUNDS

	November 1, 2018	November 2018		November 30, 2018		
	Beginning Book Balance	Plus Receipts	Less Disbursements	Ending Book Balance	Outstanding Warrants	Ending Cash Balance
GENERAL FUND (Continued)						
15K Columbia River Water Delivery	\$ 16,173.66	\$	\$	\$ 16,173.66	\$	\$ 16,173.66
15R Evergreen Job Training
16V Water Rights Processing	73,587.33	150.00	73,737.33	73,737.33
177 Judicial Retirement Administrative
17C Opportunity Express Account	62,171.42	62,171.42	62,171.42
17E State Efficiency and Restructuring
17F Washington Opportunity Pathways	26,338,999.65	43,955,404.61	6,014,734.74	64,279,669.52	64,279,669.52
17K Basic Health Plan Stabilization
18H Opportunity Expansion	326.64	326.64	326.64
19K Yakima Integrated Plan Implementation
19L Charter Schools Oversight	667,878.98	68,070.10	29,964.51	705,984.57	705,984.57
19N Diesel Idle Reduction
20C Yakima Integrated Plan Implementation Taxable Bond
20F Invest in Washington
20S Behavioral Health Innovation	45,624.36	45,624.36	45,624.36
21B Chehalis Basin
21D Dairy Nutrient Infrastructure
21P Sexual Assault Prevention and Response
21R Child Welfare System Improvement	427.56	427.56	427.56
22C Early Learning Facilities Revolving	7,512.43	7,512.43
22D Early Learning Facilities Development	3,758.95	3,758.95
22T Statewide Tourism Marketing	1,461,224.48	2,073.30	14,170.50	1,449,127.28	1,449,127.28
244 Habitat Conservation	(19,453.83)	461,336.29	457,619.48	(15,737.02)	(15,737.02)
253 Education Construction	706,083.84	1,041.31	707,125.15	707,125.15
285 Growth Management Planning and Environmental Review
291 Education Savings
355 State Taxable Building Construction	123,230,009.60	(7,519.84)	5,766,317.27	117,456,172.49	9,260.27	117,465,432.76
359 School Constr & Skill Ctrs Bldg	3,076,934.27	3,076,934.27	3,076,934.27
488 Special Personnel Litigation Revolving
489 Pension Funding Stabilization	679,739,953.78	456,210.94	26,504,185.14	653,691,979.58	653,691,979.58
548 LEOFF System Plan 2 Expense	95,498.42	100,202.26	118,186.79	77,513.89	77,513.89
563 Columbia River Crossing Project
702 Dedicated McCleary Penalty	101,387,600.00	1,164,900.00	100,222,700.00	100,222,700.00
828 Tobacco Prevention and Control	1,382,691.00	1,965.23	13,142.00	1,371,514.23	1,371,514.23
830 Agricultural College Trust Management	\$1,424,668.46	70,068.83	1,354,599.63	530.43	1,355,130.06
TOTAL GENERAL FUND	\$ 2,062,942,976.78	\$ 3,381,897,814.25	\$ 3,107,743,286.66	\$ 2,337,097,504.37	\$ 32,377,555.63	\$ 2,369,475,060.00
SPECIAL REVENUE FUNDS						
002 Hospital Data Collection	\$ 84,157.14	\$ (23.03)	\$ 13,270.07	\$ 70,864.04	\$	\$ 70,864.04

RECEIPTS AND DISBURSEMENTS FOR TREASURY FUNDS

	November 1, 2018		November 2018		November 30, 2018		
	Beginning Book Balance		Plus Receipts	Less Disbursements	Ending Book Balance	Outstanding Warrants	Ending Cash Balance
SPECIAL REVENUE FUNDS (Continued)							
003 Architects' License	\$ 1,117,608.66	\$	48,218.31	\$ 35,306.61	\$ 1,130,520.36	\$ 6,500.20	\$ 1,137,020.56
007 Winter Recreational Program	1,448,212.64		18,160.00	35,662.57	1,430,710.07	10,000.00	1,440,710.07
014 Forest Development	7,598,329.59		2,369.30	(141,800.55)	7,742,499.44	20,456.74	7,762,956.18
01B ORV & Non-Highway Vehicle Account	2,196,814.71		326,512.07	245,690.23	2,277,636.55	753.89	2,278,390.44
01M Snowmobile	3,782,854.42		208,458.78	27,502.81	3,963,810.39	3,963,810.39
024 Professional Engineers'	1,984,303.03		158,411.35	167,880.77	1,974,833.61	975.22	1,975,808.83
026 Real Estate Commission	3,844,559.59		394,198.97	466,325.44	3,772,433.12	3,871.04	3,776,304.16
027 Reclamation	3,801,059.45		384,363.35	121,443.46	4,063,979.34	2,617.79	4,066,597.13
02A Surveys and Maps	1,220,656.49		73,737.68	187,269.05	1,107,125.12	732.37	1,107,857.49
02G Health Professions	15,175,274.06		4,695,990.77	5,654,899.59	14,216,365.24	855,934.65	15,072,299.89
02H Business Enterprises Revolving	883,138.30		497,445.63	60,814.47	1,319,769.46	4,945.92	1,324,715.38
02J Certified Public Accountants'	3,366,813.62		37,760.00	114,844.04	3,289,729.58	2,474.26	3,292,203.84
02K Death Investigations	2,784,256.35		473,507.36	303,334.00	2,954,429.71	4,727.89	2,959,157.60
02M Essential Rail Assistance	577,870.93		6,261.41	9,575.83	574,556.51	574,556.51
02N Parkland Acquisition	13,679.86	13,679.86	13,679.86
02R Aquatic Lands Enhancement	11,211,144.62		1,594.56	(2,727,902.86)	13,940,642.04	21,575.87	13,962,217.91
02W Timber Tax Distribution	8,457,548.04		4,464,884.52	11,344,609.02	1,577,823.54	14,494.57	1,592,318.11
030 Landowner Contingency Forest Fire Suppression	(510,286.90)		3.83	54,521.66	(564,804.73)	111,949.52	(452,855.21)
039 Aeronautics	878,876.70		606,829.53	376,965.39	1,108,740.84	790.37	1,109,531.21
03B Asbestos	776,912.76		26,540.00	16,317.53	787,135.23	787,135.23
03C Emergency Medical Services and Trauma Care System Trust	13,677,079.90		995,383.16	54,219.94	14,618,243.12	4,693.00	14,622,936.12
03F Enhanced 911	3,006,635.70		2,246,977.34	2,615,571.95	2,638,041.09	6,271.63	2,644,312.72
03N Business License	5,751,600.85		3,268,567.99	2,514,087.96	6,506,080.88	69,490.29	6,575,571.17
03P Fire Service Trust	457,304.83		60.00	378.34	456,986.49	456,986.49
03R Safe Drinking Water	1,848,941.38		15,830.56	342,377.89	1,522,394.05	910.35	1,523,304.40
041 Resource Management Cost	28,604,500.32		46,443.20	(1,686,935.52)	30,337,879.04	31,944.75	30,369,823.79
042 Charitable, Educational, Penal, and Reformatory Institutions	9,148,073.15		12,649.12	151,275.46	9,009,446.81	75.00	9,009,521.81
044 Waste Reduction, Recycling, and Litter Control	2,352,972.61		811,175.02	722,528.44	2,441,619.19	376.24	2,441,995.43
045 State Vehicle Parking	1,083,321.89		308,407.71	216,722.90	1,175,006.70	477.74	1,175,484.44
048 Marine Fuel Tax Refund	294,992.47	394.89	294,597.58	294,597.58
04E Uniform Commercial Code	1,774,727.54		70,337.96	85,463.83	1,759,601.67	2.20	1,759,603.87
04H Surface Mining Reclamation	688,276.83		203.18	7,178.24	681,301.77	6.23	681,308.00
04M Recreational Fisheries Enhancement	1,109,584.46		11,332.21	118,751.39	1,002,165.28	4,933.17	1,007,098.45
04R Drinking Water Assistance	(20,780,615.79)		17,663,271.98	4,392,048.60	(7,509,392.41)	16,818.55	(7,492,573.86)
04V Vehicle License Fraud	117,181.35		4,931.88	122,113.23	122,113.23
04W Waterworks Operator Certification	928,791.83		12,118.00	114,261.58	826,648.25	656.00	827,304.25
058 Public Works Assistance	74,122,337.40		222,183.86	747,453.86	73,597,067.40	815.45	73,597,882.85
05H Disaster Response	12,670,271.34		6,987.27	10,034,089.69	2,643,168.92	194,012.03	2,837,180.95
05R Drinking Water Assistance Administrative	4,248,800.78		6,007.99	15,574.68	4,239,234.09	4,239,234.09

RECEIPTS AND DISBURSEMENTS FOR TREASURY FUNDS

	November 1, 2018		November 2018		November 30, 2018		
	Beginning Book Balance		Plus Receipts	Less Disbursements	Ending Book Balance	Outstanding Warrants	Ending Cash Balance
SPECIAL REVENUE FUNDS (Continued)							
05W State Drought Preparedness	\$ 2,573,168.45	\$	\$	\$	\$ 2,573,168.45	\$	\$ 2,573,168.45
06A Salmon Recovery	27,893.34	27,893.34	27,893.34
06G Real Estate Appraiser Commission	440,168.58	62,123.94	45,267.45		457,025.07	173.46	457,198.53
06K Lead Paint	118,274.66	7,050.00	3,419.73		121,904.93	121,904.93
06L Business and Professions	7,702,588.94	832,948.45	820,247.92		7,715,289.47	10,158.55	7,725,448.02
06R Real Estate Research	663,473.26	17,260.00	5,614.60		675,118.66	140.00	675,258.66
06T License Plate Technology	(55,655.24)	115,925.71	(645.77)		60,916.24	8.50	60,924.74
071 Warm Water Game Fish	802,577.67	10,026.76	61,400.68		751,203.75	1,037.22	752,240.97
07C Vessel Response	28,525.00	225.00		28,750.00	25.92	28,775.92
07W Domestic Violence Prevention	1,792,438.23	101,664.13	8,727.23		1,885,375.13	1,885,375.13
080 Grade Crossing Protective	1,127,026.99	850.01	(154,365.98)		1,282,242.98	1,282,242.98
081 State Patrol Highway	41,941,476.44	17,576,256.93	19,467,796.29		40,049,937.08	108,600.08	40,158,537.16
082 Motorcycle Safety Education	2,228,234.71	168,282.31	135,160.81		2,261,356.21	5,929.84	2,267,286.05
084 Building Code Council	223,047.42	66,400.35	50,724.38		238,723.39	238,723.39
086 Fire Service Training	2,887,016.96	78,983.92	365,585.07		2,600,415.81	4,434.26	2,604,850.07
087 Park Land Trust Revolving	2,139,970.60	119,642.05	286,806.22		1,972,806.43	1,099.00	1,973,905.43
08A Education Legacy Trust	212,047,244.42	957,235,052.23	12,259,880.00		1,157,022,416.65	115,289.90	1,157,137,706.55
08H Military Department Rental and Lease	2,223,466.34	35,791.63	19,346.53		2,239,911.44	2,239,911.44
08K Problem Gambling	718,707.84	78,082.63	56,460.00		740,330.47	740,330.47
08M Small City Pavement and Sidewalk	1,445,496.72	85,179.23	21,040.75		1,509,635.20	1,509,635.20
08R Waste Tire Removal	5,679,811.38	548,060.46	7,767.64		6,220,104.20	6,220,104.20
094 Transportation Infrastructure	13,201,406.66	109,968.17	3,474.23		13,307,900.60	13,307,900.60
095 Electrical License	14,928,512.78	917,493.69	2,075,787.31		13,770,219.16	16,127.83	13,786,346.99
096 Highway Infrastructure	1,372,869.57	399,199.08		1,772,068.65	1,772,068.65
097 Recreational Vehicle	3,172,223.94	29,605.30	14,120.96		3,187,708.28	1.25	3,187,709.53
099 Puget Sound Capital Construction	22,355,672.42	7,608,578.93	10,693,980.43		19,270,270.92	6,377.86	19,276,648.78
09E Freight Mobility Investment	17,877,979.24	25,262.65	105,622.05		17,797,619.84	17,797,619.84
09F High-Occupancy Toll Lanes Operations	7,227,586.04	(22,574.27)	(220,496.27)		7,425,508.04	151.14	7,425,659.18
09H Transportation Partnership	190,422,114.30	10,039,175.15	20,719,234.25		179,742,055.20	578,833.90	180,320,889.10
09P City-County Assistance	3,240,785.33	177,191.78	40.92		3,417,936.19	9.26	3,417,945.45
09T Washington Main Street Trust Fund	71,947.11		71,947.11	71,947.11
102 Rural Arterial Trust	21,264,830.28	1,637,805.67	3,702,478.44		19,200,157.51	15,863.53	19,216,021.04
104 State Wildlife	21,927,315.26	1,907,661.05	5,777,861.48		18,057,114.83	105,399.86	18,162,514.69
106 Highway Safety	9,691,702.14	10,878,205.78	10,369,322.21		10,200,585.71	141,887.47	10,342,473.18
107 Liquor Excise Tax	6,787,196.02	3,359,128.76	3,605,635.46		6,540,689.32	6,540,689.32
108 Motor Vehicle	201,273,485.81	159,940,133.84	136,719,759.61		224,493,860.04	1,903,354.27	226,397,214.31
109 Puget Sound Ferry Operations	26,438,939.32	17,544,476.55	21,564,778.70		22,418,637.17	193,352.72	22,611,989.89
10A Aquatic Algae Control	460,151.82	1,453.00	12,910.96		448,693.86	1.00	448,694.86
10B Home Security Fund	12,711,066.88	2,046,331.66	3,140,570.77		11,616,827.77	521,381.17	12,138,208.94

RECEIPTS AND DISBURSEMENTS FOR TREASURY FUNDS

	November 1, 2018		November 2018		November 30, 2018		
	Beginning Book Balance		Plus Receipts	Less Disbursements	Ending Book Balance	Outstanding Warrants	Ending Cash Balance
SPECIAL REVENUE FUNDS (Continued)							
10G Water Rights Tracking System	\$ 666,671.99	\$	24,326.95	\$ 19.82	\$ 690,979.12	\$	\$ 690,979.12
110 Special Wildlife	5,858,405.52		679,260.24	275,351.87	6,262,313.89	1,314.80	6,263,628.69
111 Public Service Revolving	13,979,435.16		129,667.87	1,368,294.84	12,740,808.19	21,957.23	12,762,765.42
113 Common School Construction	40,906,144.41		406,376.87	1,006,748.10	40,305,773.18	40,305,773.18
116 Basic Data	9,312.00	9,312.00	9,312.00
119 Unemployment Compensation Administration	(173,662.11)		12,152,416.23	12,204,536.42	(225,782.30)	3,136,529.23	2,910,746.93
11B Regional Mobility Grant Program	62,993,348.10		88,937.77	5,812,084.51	57,270,201.36	88,852.00	57,359,053.36
11E Freight Mobility Multimodal	20,531,175.39		28,984.66	20,560,160.05	20,560,160.05
11H Forest and Fish Support	6,895,669.98		443,318.62	299,569.49	7,039,419.11	20,938.97	7,060,358.08
11K Washington Auto Theft Prevention Authority	1,133,870.38		555,515.24	630,849.86	1,058,535.76	39.73	1,058,575.49
120 Administrative Contingency	22,392,614.70		891,663.81	616,639.43	22,667,639.08	13.96	22,667,653.04
12C Affordable Housing For All	4,259,606.89		442,892.63	976,315.50	3,726,184.02	482,938.72	4,209,122.74
12M Charitable Organization Education	1,451,173.90		74,910.00	1,526,083.90	1,526,083.90
12T Traumatic Brain Injury	696,577.13		107,555.19	71,205.53	732,926.79	286.90	733,213.69
134 Employment Services Administrative	23,345,261.30		2,400,746.89	1,939,771.48	23,806,236.71	87,857.46	23,894,094.17
138 Insurance Commissioner's Regulatory	28,559,447.97		22,519.01	2,462,176.39	26,119,790.59	24,391.08	26,144,181.67
144 Transportation Improvement	19,920,082.69		7,848,547.58	12,601,654.86	15,166,975.41	7,109.77	15,174,085.18
146 Firearms Range	1,663,685.92		21,548.16	43,635.69	1,641,598.39	369.80	1,641,968.19
14A Wildlife Rehabilitation	662,273.30		11,076.05	12,610.36	660,738.99	660,738.99
14G Ballast Water and Biofouling Management	56,430.00	56,430.00	56,430.00
14M Financial Fraud & ID Theft	786,842.61		81,540.00	162,416.51	705,966.10	705,966.10
14R Military Active State Service	195,984.12	9,705.05	186,279.07	186,279.07
14V Ignition Interlock Device	4,549,471.58		439,496.75	317,673.40	4,671,294.93	110,895.17	4,782,190.10
150 Low-Income Weatherization/ Structural Rehabilitation Assistance	1,763,499.43		2,493.71	1,765,993.14	1,765,993.14
153 Rural Mobility Grant Program	9,109,727.16		12,895.49	2,281,877.76	6,840,744.89	6,840,744.89
154 New Motor Vehicle Arbitration	968,694.83		57,339.00	26,991.23	999,042.60	3.00	999,045.60
158 Aquatic Land Dredged Material Disposal Site	383,136.35		3.83	1,776.44	381,363.74	381,363.74
159 Parks Improvement	1,588,434.04		33,755.60	28,613.25	1,593,576.39	1,336.50	1,594,912.89
15H Cleanup Settlement	50,205,580.51		72,278.61	823,919.84	49,453,939.28	49,453,939.28
15M Biotoxin	557,038.41		25,020.25	88,250.71	493,807.95	2,109.84	495,917.79
160 Wood Stove Education and Enforcement	506,911.03		27,067.61	30,626.26	503,352.38	503,352.38
162 Farm Labor Contractor	71,648.30		890.00	1,476.00	71,062.30	71,062.30
167 Natural Resources Conservation Areas Stewardship	299,584.84		3.83	(5,523.49)	305,112.16	305,112.16
16A Judicial Stabilization Trust	2,580,781.20		500,210.70	36,652.93	3,044,338.97	3,448.00	3,047,786.97
16J SR 520 Corridor	86,825,053.97		(4,953,797.30)	(5,714,809.34)	87,586,066.01	35,072.80	87,621,138.81
16M Appraisal Management Company	479,303.58		7,360.00	5,944.91	480,718.67	0.35	480,719.02
16P Marine Resources Stewardship Trust	179,136.09		252.88	179,388.97	179,388.97
16W Hospital Safety Net Assessment	186,185,859.67		(123,656,081.37)	7,248,848.48	55,280,929.82	55,280,929.82
172 Basic Health Plan Trust

RECEIPTS AND DISBURSEMENTS FOR TREASURY FUNDS

	November 1, 2018			November 2018			November 30, 2018		
	Beginning Book Balance	Plus Receipts	Less Disbursements	Ending Book Balance	Outstanding Warrants	Ending Cash Balance			
SPECIAL REVENUE FUNDS (Continued)									
173 State Toxics Control	\$ 34,189,247.51	\$ 6,870,607.98	\$ 6,479,576.73	\$ 34,580,278.76	\$ 169,568.40	\$ 34,749,847.16			
174 Local Toxics Control	67,490,874.50	5,128,587.66	2,372,824.77	70,246,637.39	9,346.17	70,255,983.56			
176 Water Quality Permit	15,929,744.52	508,713.58	1,672,339.73	14,766,118.37	10,252.43	14,776,370.80			
17B Home Visiting Services	3,340,102.94	1,365,858.29	1,974,244.65	1,974,244.65			
17N Complete Streets Grant Program			
17P SR520 Civil Penalties	8,597,947.80	(2,021.08)	(275,024.16)	8,870,950.88	8,870,950.88			
17T Health Benefit Exchange	16,555,889.96	92,092.73	72,349.77	16,575,632.92	16,575,632.92			
17W Limousine Carriers	99,816.82	46.84	99,863.66	99,863.66			
182 Underground Storage Tank	1,071,555.37	174,867.45	146,958.79	1,099,464.03	667.96	1,100,131.99			
186 County Arterial Preservation	1,038,999.61	1,245,227.04	1,310,243.54	973,983.11	975.00	974,958.11			
18J Capital Vessel Replacement	5,443,825.96	1,197,383.37	(13,084.54)	6,654,293.87	120.00	6,654,413.87			
18L Hydraulic Project Approval	750.00	150.00	600.00	150.00	750.00			
199 Biosolids Permit	996,974.19	568,859.09	89,279.83	1,476,553.45	98.90	1,476,652.35			
19A Medicaid Fraud Penalty	5,922,785.11	6,430.53	1,709,836.23	4,219,379.41	2,265.71	4,221,645.12			
19C Forest Practice Application	874,802.55	138.01	(8,688.62)	883,629.18	100.00	883,729.18			
19G Environmental Legacy Stewardship	29,820,782.47	2,720,504.65	2,145,161.60	30,396,125.52	24,587.60	30,420,713.12			
19T DOL Technology Improvement and Data Management	1,389,921.90	51,449.60	1,441,371.50	1,441,371.50			
200 Regional Fisheries Enhancement Salmonid Recovery	230,841.76	(276,512.80)	184,514.43	(230,185.47)	(230,185.47)			
201 Department of Licensing Services	2,996,502.22	235,980.17	246,891.87	2,985,590.52	70.40	2,985,660.92			
202 Medical Test Site Licensure	(505,539.45)	3,884.33	83,662.55	(585,317.67)	2,079.00	(583,238.67)			
203 Passenger Ferry	27.39	27.39	27.39			
204 Volunteer Fire Fighters' and Reserve Officers' Administrative	1,733,547.92	2,476.36	35,743.02	1,700,281.26	129.69	1,700,410.95			
207 Hazardous Waste Assistance	2,514,483.47	16,170.64	244,484.22	2,286,169.89	6,303.44	2,292,473.33			
20B Brownfield Redevelopment Trust Fund			
20H Connecting Washington	455,671,048.62	30,387,934.57	36,795,272.20	449,263,710.99	686,615.70	449,950,326.69			
20J Electric Vehicle Charging Infrastructure	666,035.15	940.53	106,574.23	560,401.45	560,401.45			
20M Puget Sound Taxpayer Accountability			
20N Transportation Future Funding Program	215,681.23	304.48	215,985.71	215,985.71			
20R Radioactive Mixed Waste	4,454,043.96	4,188,744.00	607,476.12	8,035,311.84	1,201.28	8,036,513.12			
20T PLIA Underground Storage Tank Revolving	11,463,518.67	16,389.51	89,428.93	11,390,479.25	11,390,479.25			
20V Economic Gardening Pilot Project			
215 Special Category C	4,913,446.64	59,568.56	1,042,481.09	3,930,534.11	3,930,534.11			
216 Air Pollution Control	29,805,822.94	52,410.43	169,298.94	29,688,934.43	20,710.74	29,709,645.17			
217 Oil Spill Prevention	4,060,380.20	453,355.12	468,953.46	4,044,781.86	396.46	4,045,178.32			
218 Multimodal Transportation	183,552,072.97	19,868,084.11	14,107,403.92	189,312,753.16	354,831.74	189,667,584.90			
21E Concealed Pistol License Renewal	106,057.99	7,952.28	16,746.08	97,264.19	97,264.19			
21H Wastewater Treatment Plant Operator Certification	83,957.00	12,268.50	96,225.50	96,225.50			
21M Distracted Driving Prevention	11,119.89	2,334.48	13,454.37	13,454.37			
21S Aquatic Invasive Species Management	245,153.43	3,066.00	61,715.71	186,503.72	2,381.10	188,884.82			

RECEIPTS AND DISBURSEMENTS FOR TREASURY FUNDS

	November 1, 2018		November 2018		November 30, 2018		
	Beginning Book Balance		Plus Receipts	Less Disbursements	Ending Book Balance	Outstanding Warrants	Ending Cash Balance
SPECIAL REVENUE FUNDS (Continued)							
21V Construction Registration Inspection	\$ 2,681,020.66	\$	1,010,029.02	\$ 816,130.50	\$ 2,874,919.18	\$ 5,745.48	\$ 2,880,664.66
222 Freshwater Aquatic Weeds	1,060,805.00		12,948.00	142,249.10	931,503.90	7,582.81	939,086.71
223 State Oil Spill Response	7,687,285.41		119,073.34	35,468.38	7,770,890.37	7,770,890.37
22J Abandoned Recreational Vehicle Disposal	(22,685.24)		(37.64)	27,805.50	(50,528.38)	(50,528.38)
22M Energy Efficiency	9,301,361.08		238,928.83	10,341.08	9,529,948.83	9,529,948.83
22R Internet Consumer Access
22U Secure Drug Take-Back Program
22W Public Disclosure Transparency	50,403.00		33,365.00	83,768.00	83,768.00
234 Public Works Administration	13,746,020.77		457,894.48	470,431.18	13,733,484.07	37,677.59	13,771,161.66
235 Youth Tobacco & Vapor Product Prevention	1,662,457.52		112,514.70	112,495.48	1,662,476.74	3,413.91	1,665,890.65
237 Recreation Access Pass	1,295,864.20		(397,232.83)	210.00	898,421.37	280.00	898,701.37
260 University of Washington Operating Fees	123.54		123.54	123.54
262 Manufactured Home Installation Training	515,748.69		17,739.94	(38,173.42)	571,662.05	571,662.05
263 Community and Economic Development Fee	3,909,992.66		64,225.00	62,976.38	3,911,241.28	3,911,241.28
267 Recreation Resources	20,372,175.96		843,950.06	(288,278.73)	21,504,404.75	2,343.48	21,506,748.23
268 Nonhighway and Off-Road Vehicle Activities (NOVA) Program	10,036,613.51		531,426.33	274,049.67	10,293,990.17	73,526.53	10,367,516.70
269 Parks Renewal and Stewardship	25,527,627.68		5,107,542.50	5,278,489.72	25,356,680.46	85,139.63	25,441,820.09
271 Washington State University Operating Fees
275 Central Washington University Operating Fees
277 State Agency Parking	239,894.56		10,555.00	6,351.12	244,098.44	210.00	244,308.44
296 Columbia River Basin Water Supply Rev Recovery	4,929,694.48		146,948.74	5,076,643.22	5,076,643.22
315 Dedicated Marijuana Fund	94,564,963.58		33,194,871.94	3,162,016.53	124,597,818.99	13,528.34	124,611,347.33
319 Public Health Supplemental	3,018,265.67		194,249.78	79,075.20	3,133,440.25	205.73	3,133,645.98
404 State Treasurer's Service	18,519,464.93		2,165,467.17	682,754.42	20,002,177.68	7,328.51	20,009,506.19
408 Coastal Protection	1,136,765.12		34,905.20	86,438.30	1,085,232.02	1,085,232.02
441 Local Government Archives	2,161,877.54		413,877.77	266,588.27	2,309,167.04	764.35	2,309,931.39
500 Perpetual Surveillance and Maintenance	46,659,769.98		70,596.02	46,730,366.00	46,730,366.00
507 Oyster Reserve Land	485,347.18		685.45	1,237.12	484,795.51	41.05	484,836.56
511 Tacoma Narrows Toll Bridge	21,904,725.04		(4,485,148.35)	(4,128,115.46)	21,547,692.15	1,399.58	21,549,091.73
513 Derelict Vessel Removal	987,875.00		5,715.84	(2,273.61)	995,864.45	3.00	995,867.45
532 Washington Housing Trust	11,186,914.38		1,063,311.30	1,212,029.76	11,038,195.92	950,000.00	11,988,195.92
535 Alaskan Way Viaduct Replacement Project	4,599,566.50		(52,547.64)	4,547,018.86	4,547,018.86
549 Election	10,770,995.18		15,338.93	171,027.13	10,615,306.98	10,615,306.98
550 Transportation 2003	11,001,458.33		1,062,344.37	1,670,350.03	10,393,452.67	217.07	10,393,669.74
562 Skilled Nursing Facility Safety Net Trust	19,876,462.84		26,587.69	15,722,997.63	4,180,052.90	1,701.00	4,181,753.90
564 Water Pollution Control Revolving Administration	5,837,229.10		684,304.57	172,931.81	6,348,601.86	644.28	6,349,246.14
565 Yakima Integrated Plan Implementation Revenue Recovery
566 Community Forest Trust	85,232.22		120.30	217.20	85,135.32	85,135.32
571 Multiuse Roadway Safety	345,902.43		7,376.06	353,278.49	353,278.49

RECEIPTS AND DISBURSEMENTS FOR TREASURY FUNDS

	November 1, 2018	November 2018		November 30, 2018		
	Beginning Book Balance	Plus Receipts	Less Disbursements	Ending Book Balance	Outstanding Warrants	Ending Cash Balance
SPECIAL REVENUE FUNDS (Continued)						
595 I-405 Express Toll Lanes Operations	\$ 41,883,882.08	\$ (134,169.33)	\$ (1,927,892.99)	\$ 43,677,605.74	\$ 883.07	\$ 43,678,488.81
600 Department of Retirement Systems Expense	11,563,992.30	3,563,080.79	2,931,786.50	12,195,286.59	2,951.90	12,198,238.49
689 Rural Washington Loan	7,141,689.32	10,149.27	418,566.82	6,733,271.77	6,733,271.77
727 Water Pollution Control Revolving	128,632,933.26	12,729,955.24	3,311,302.95	138,051,585.55	138,051,585.55
733 Capitol Campus Reserve
777 Prostitution Prevention and Intervention	119,638.95	922.05	2,836.84	117,724.16	117,724.16
785 State Educational Trust Fund	7,010,434.84	58,186.96	557.48	7,068,064.32	754.59	7,068,818.91
818 Youth Athletic Facility	190,753.20	269.29	6,000.00	185,022.49	185,022.49
825 Tobacco Settlement
844 Money-Purchase Retirement Savings Administrative
874 OASI Revolving	219,247.07	12,294.46	206,952.61	4.83	206,957.44
887 Public Facilities Construction Loan Revolving	20,745,422.89	131,497.80	188,374.54	20,688,546.15	113,223.90	20,801,770.05
888 Deferred Compensation Administrative	1,008,629.70	(69,175.82)	149,440.59	790,013.29	72.45	790,085.74
893 Radiation Perpetual Maintenance	\$345,569.41	487.84	346,057.25	346,057.25
TOTAL SPECIAL REVENUE FUNDS	\$ 3,146,005,147.60	\$ 1,263,449,358.39	\$ 436,652,708.61	\$ 3,972,801,797.38	\$ 11,751,881.03	\$ 3,984,553,678.41
DEBT SERVICE FUNDS						
303 Highway Bond Retirement	\$ 84,048,308.29	\$ 42,408,723.00	\$	\$ 126,457,031.29	\$	\$ 126,457,031.29
304 Ferry Bond Retirement	7,187,685.92	1,177,072.33	8,364,758.25	8,364,758.25
305 Transportation Improvement Board Bond Retirement	3,138,789.71	567,386.31	3,706,176.02	3,706,176.02
347 Washington State University Bond Retirement	6,488,709.24	675,417.52	(171,825.72)	7,335,952.48	7,335,952.48
348 University of Washington Bond Retirement	12,062,107.93	1,256,551.42	204,038.06	13,114,621.29	13,114,621.29
380 Debt-Limit General Fund Bond Retirement
381 Debt-Limit Reimbursable Bond Retirement
382 Nondebt-Limit General Fund Bond Retirement
383 Nondebt-Limit Reimbursable Bond Retirement
384 Nondebt-Limit Proprietary Appropriated Bond Retirement
385 Nondebt-Limit Proprietary Nonappropriated Bond Retirement
386 Nondebt-Limit Revenue Bond Retirement
389 Toll Facility Bond Retirement	\$27,387,628.39	4,697,278.46	32,084,906.85	32,084,906.85
TOTAL DEBT SERVICE FUNDS	\$ 140,313,229.48	\$ 50,782,429.04	\$ 32,212.34	\$ 191,063,446.18	\$	\$ 191,063,446.18
CAPITAL PROJECTS FUNDS						
01L Higher Education Construction	\$	\$	\$	\$	\$	\$
036 Capitol Building Construction	2,483,440.19	4,050.93	(688,184.94)	3,175,676.06	3,175,676.06
056 State Higher Education Construction	2,380.02	3.36	2,383.38	2,383.38
057 State Building Construction	298,196,442.02	(1,029,238.26)	82,601,584.76	214,565,619.00	4,500,651.04	219,066,270.04
060 Community and Technical College Capital Projects	21,314,635.34	1,965,223.77	5,362,199.80	17,917,659.31	17,917,659.31
061 Eastern Washington University Capital Projects	3,885,035.58	116,119.08	431,073.86	3,570,080.80	3,570,080.80
062 Washington State University Building	1,091,195.21	1,862,103.59	1,737,860.85	1,215,437.95	1,215,437.95

RECEIPTS AND DISBURSEMENTS FOR TREASURY FUNDS

	November 1, 2018		November 2018		November 30, 2018		
	Beginning Book Balance		Plus Receipts	Less Disbursements	Ending Book Balance	Outstanding Warrants	Ending Cash Balance
CAPITAL PROJECTS FUNDS (Continued)							
063 Central Washington University Capital Projects	\$ 6,072,158.19	\$	120,975.00	\$ 602,732.63	\$ 5,590,400.56	\$	\$ 5,590,400.56
064 University of Washington Building	4,113,275.85		11,186,499.97	2,809,875.66	12,489,900.16	12,489,900.16
065 Western Washington University Capital Projects	5,628,843.00		117,175.29	385,536.63	5,360,481.66	5,360,481.66
066 The Evergreen State College Capital Projects	2,563,652.80		114,622.78	294,890.32	2,383,385.26	2,383,385.26
075 State Social and Health Services Construction	5,371.39	5,371.39	5,371.39
18B Columbia River Basin Tax Bond Water Supply Development	1,205,710.69		1,702.10	1,207,412.79	1,207,412.79
245 Public Safety Reimbursable Bond	4.12	4.12	4.12
246 Community and Technical College Forest Reserve	3,250,163.88		19.17	3,250,183.05	3,250,183.05
289 Thurston County Capital Facilities	4,770,892.05		380,949.24	239,585.94	4,912,255.35	4,912,255.35
357 Gardner-Evans Higher Education Construction	45,698.05	45,698.05	45,698.05
364 Military Department Capital	\$1,725,597.35	1,725,597.35	1,725,597.35
TOTAL CAPITAL PROJECTS FUNDS	\$ 356,354,495.73	\$	14,840,206.02	\$ 93,777,155.51	\$ 277,417,546.24	\$ 4,500,651.04	\$ 281,918,197.28
PERMANENT FUNDS							
04B Natural Resources Real Property Replacement	\$ 9,463,805.23	\$	13,360.25	\$	\$ 9,477,165.48	\$	\$ 9,477,165.48
601 Agricultural Permanent	151,238.92	(377,256.81)	528,495.73	528,495.73
603 Millersylvania Park Trust	5,543.79		7.82	5,551.61	5,551.61
604 Normal School Permanent	439,577.81	189,487.19	250,090.62	250,090.62
605 Permanent Common School	51,499.21	(3,006.20)	54,505.41	54,505.41
606 Scientific Permanent	643,522.86	48,500.13	595,022.73	595,022.73
607 State University Permanent	124,542.78	(48,932.93)	173,475.71	173,475.71
851 Developmental Disabilities Community Trust	\$1,523,530.18		2,150.76	1,525,680.94	1,525,680.94
TOTAL PERMANENT FUNDS	\$ 12,403,260.78	\$	15,518.83	\$ (191,208.62)	\$ 12,609,988.23	\$	\$ 12,609,988.23
ENTERPRISE FUNDS							
401 Correctional Industries	\$ 5,149,534.54	\$	7,506,386.55	\$ 8,545,458.96	\$ 4,110,462.13	\$ 200,331.05	\$ 4,310,793.18
407 Secretary of State's Revolving	9,241,367.31		680,857.42	698,554.09	9,223,670.64	160.00	9,223,830.64
578 Lottery Administrative	662,170.10		1,221,034.84	1,337,823.57	545,381.37	4,018.01	549,399.38
608 Accident	16,555,128.15		203,350,299.40	220,516,832.13	(611,404.58)	11,403,852.96	10,792,448.38
609 Medical Aid	9,973,804.60		143,987,695.38	154,260,568.54	(299,068.56)	3,344,184.25	3,045,115.69
610 Accident Reserve	208,480.80		67,483,038.59	67,424,335.36	267,184.03	1,085,209.18	1,352,393.21
881 Supplemental Pension	5,039,212.63		121,245,739.36	125,916,435.16	368,516.83	1,583,833.79	1,952,350.62
883 Second Injury	\$25,001,057.93		1,461,398.72	141,920.70	26,320,535.95	25,545.47	26,346,081.42
TOTAL ENTERPRISE FUNDS	\$ 71,830,756.06	\$	546,936,450.26	\$ 578,841,928.51	\$ 39,925,277.81	\$ 17,647,134.71	\$ 57,572,412.52
INTERNAL SERVICE FUNDS							
006 Public Records Efficiency, Preservation & Access	\$ 2,270,405.79	\$	152,366.54	\$ 294,143.77	\$ 2,128,628.56	\$	\$ 2,128,628.56
405 Legal Services Revolving	5,299,245.46		13,966,717.09	12,322,563.89	6,943,398.66	75,616.83	7,019,015.49
410 Transportation Equipment	15,042,522.75		1,123,181.67	594,666.89	15,571,037.53	129,172.98	15,700,210.51
415 Personnel Service	2,955,868.25		176,106.45	580,465.87	2,551,508.83	740.31	2,552,249.14

RECEIPTS AND DISBURSEMENTS FOR TREASURY FUNDS

	November 1, 2018		November 2018		November 30, 2018		
	Beginning Book Balance		Plus Receipts	Less Disbursements	Ending Book Balance	Outstanding Warrants	Ending Cash Balance
INTERNAL SERVICE FUNDS (Continued)							
418 State Health Care Authority Administrative	\$ 10,531,903.02	\$	118.05	\$ 1,247,545.42	\$ 9,284,475.65	\$ 13.49	\$ 9,284,489.14
455 Higher Education Personnel Service	562,375.98		237,371.68	176,127.42	623,620.24	243.81	623,864.05
468 OFM Central Service	1,515,176.94		333,578.15	645,912.29	1,202,842.80	98.40	1,202,941.20
483 Auditing Services Revolving	102,520.00		163,531.47	547,124.56	(281,073.09)	915.49	(280,157.60)
484 Administrative Hearings Revolving	(1,572,963.07)		2,278,988.10	1,772,228.25	(1,066,203.22)	418.07	(1,065,785.15)
492 School Employees' Insurance Administrative	\$22,735,316.54		73.19	1,781,200.33	20,954,189.40	13.49	20,954,202.89
TOTAL INTERNAL SERVICE FUNDS	\$ 59,442,371.66	\$	18,432,032.39	\$ 19,961,978.69	\$ 57,912,425.36	\$ 207,232.87	\$ 58,119,658.23
PENSION TRUST FUNDS							
614 Volunteer Firefighters' Relief and Pension Principal	\$ 17,244,801.44	\$	531,753.56	\$ 1,036,343.92	\$ 16,740,211.08	\$ 95,486.63	\$ 16,835,697.71
615 State Patrol - Plan1	875,950.41		6,174,458.24	6,112,385.16	938,023.49	22,242.60	960,266.09
616 Judges' Retirement	935,080.99		1,302.73	28,220.67	908,163.05	908,163.05
630 State Patrol - Plan 2	441,302.61		1,014,694.92	1,008,720.52	447,277.01	447,277.01
631 Public Employees' Retirement System Plan 1	8,894,787.07		162,188,318.33	161,113,961.30	9,969,144.10	395,179.50	10,364,323.60
632 Teachers' Retirement System Plan 1	6,769,805.37		119,733,559.08	118,938,134.75	7,565,229.70	145,147.54	7,710,377.24
633 School Employees' Retirement System Combined Plan 2 & 3	5,297,269.55		56,886,360.02	56,641,270.61	5,542,358.96	123,571.74	5,665,930.70
635 Public Safety Employees Retirement System Plan 2	439,287.21		5,657,014.82	5,531,099.70	565,202.33	1,455.92	566,658.25
641 Public Employees' Retirement System Combined Plan 2 & 3	12,143,371.21		248,394,107.62	244,600,476.09	15,937,002.74	785,407.56	16,722,410.30
642 Teachers' Retirement System Combined Plan 2 and 3	16,931,080.74		189,805,381.93	189,492,019.30	17,244,443.37	74,287.51	17,318,730.88
722 Deferred Compensation Principal	2,789,851.57		44,472,759.71	43,731,503.66	3,531,107.62	189.02	3,531,296.64
729 Judicial Retirement Principal	9,511.26		231,312.56	231,297.00	9,526.82	9,526.82
819 LEOFF Plan 1 Retirement	2,635,362.58		31,022,915.81	30,566,279.68	3,091,998.71	51,905.93	3,143,904.64
829 LEOFF Plan 2 Retirement	4,193,134.11		54,592,693.73	54,146,570.25	4,639,257.59	27,437.41	4,666,695.00
882 Washington Judicial Retirement System	\$9,498,313.33		13,458.68	654,876.06	8,856,895.95	3,635.67	8,860,531.62
TOTAL PENSION TRUST FUNDS	\$ 89,098,909.45	\$	920,720,091.74	\$ 913,833,158.67	\$ 95,985,842.52	\$ 1,725,947.03	\$ 97,711,789.55
AGENCY FUNDS							
01P Suspense	\$ 107,407,851.74	\$	2,106,457,388.32	\$ 2,094,002,289.15	\$ 119,862,950.91	\$ 14,198.29	\$ 119,877,149.20
01R Undistributed Receipts	1,759,712.28		(1,118,566.40)	641,145.88	641,145.88
01T Local Leasehold Excise Tax	5,072,140.58		(2,017,747.79)	7,089,888.37	7,089,888.37
034 Local Sales and Use Tax
035 State Payroll Revolving	5,215,770.53		491,928,759.91	482,575,650.84	14,568,879.60	1,941,656.05	16,510,535.65
768 Local Real Estate Excise Tax		3,998,178.12	3,998,178.12
795 State Investment Board Commingled Monthly Bond		3,450.03	3,450.03
865 State Investment Board Commingled Trust		337.22	337.22

RECEIPTS AND DISBURSEMENTS FOR TREASURY FUNDS

	November 1, 2018	November 2018		November 30, 2018		
	Beginning Book Balance	Plus Receipts	Less Disbursements	Ending Book Balance	Outstanding Warrants	Ending Cash Balance
AGENCY FUNDS (Continued)						
877 OASI Contribution	\$	\$	\$	\$	\$	\$
TOTAL AGENCY FUNDS	\$ 119,455,475.13	\$ 2,601,269,547.20	\$ 2,578,562,157.57	\$ 142,162,864.76	\$ 1,955,854.34	\$ 144,118,719.10
TOTAL TREASURY FUNDS	\$ \$6,057,846,622.67	\$ 8,798,343,448.12	\$ 7,729,213,377.94	\$ 7,126,976,692.85	\$ 70,166,256.65	\$ 7,197,142,949.50

RECEIPTS AND DISBURSEMENTS FOR TREASURER'S TRUST FUNDS

	November 1, 2018		November 2018		November 30, 2018	
	Beginning Book Balance	Plus Receipts	Less Disbursements	Ending Book Balance	Outstanding Warrants	Ending Cash Balance
GENERAL FUND						
06N Local Tax Administration	\$	\$	\$	\$	\$	\$
07F Commercial Fisheries Buyback
08B Foster Care Endowed Scholarship Trust	15,789.61	22.29	15,811.90	15,811.90
08E Individual Development Account Program	1,975.62	2.79	1,978.41	1,978.41
08N State Financial Aid	4,283,070.72	24,596,296.20	11,417,804.49	17,461,562.43	1,059.55	17,462,621.98
08T Transportation Innovative Partnership
10L Health Insurance Partnership
10V Invasive Species Council
11M Poet Laureate	115.55	115.55	115.55
11R Hospital Infection Control Grant
12L Outdoor Education and Recreation Prog	1,499,325.11	1,499,325.11	1,499,325.11
12P Geoduck Aquaculture Research	183,659.51	9,002.45	174,657.06	174,657.06
131 Fair	2,143,047.30	3,034.39	7,425.88	2,138,655.81	2,138,655.81
14N Legislative Oral History	58,593.20	57.00	58,650.20	58,650.20
14P Skeletal Human Remains Assistance	291,342.30	291,342.30	291,342.30
15B Food Animal Vet Scholarship
15N Business Assistance
16F Washington State Flag	410.96	410.96	410.96
16K Mortgage Recovery
16R Multiagency Permitting Team	94,268.04	133.07	94,401.11	94,401.11
17R Aerospace Training Student Loan	986,224.19	8,985.80	18,656.08	976,553.91	976,553.91
18C Native Education Public-Private Partnership
18F High School Completion
18G Opportunity Scholarship Match Transfer	5,782,383.72	5,782,383.72	5,782,383.72
18K 24/7 Sobriety	2,458.09	155.17	2,613.26	2,613.26
18V Science, Technology, Engineering and Math Education Lighthouse
19J Universal Communications Services	10,689,451.42	3,833,890.89	6,855,560.53	3,828,053.00	10,683,613.53
19V Andy Hill Cancer Research Endowment Fund Match Transfer	21,595.00	500,000.00	84,274.61	437,320.39	437,320.39
20L Early Start
21J Gina Grant Bull Memorial Legislative Page Scholarship	23,882.36	15,033.69	38,916.05	38,916.05
21K Skilled Worker Awareness Grant Program	205,340.92	8,301.07	197,039.85	197,039.85
21L Low-Income Home Rehab Revolving Loan Program
21T Suicide-Safer Homes Project	25,446.78	25,446.78	25,446.78
22A State Agency Office Relocation Pool	4,589,340.10	231,728.78	4,357,611.32	4,357,611.32
22B Highway Worker Memorial Scholarship
22S Landlord Mitigation Program	211,978.20	54,163.50	7,266.22	258,875.48	6,959.43	265,834.91
22V Medical Student Loan
23B Rural Jobs Program Match Transfer
23E Washington History Day	23,052.72	32.55	23,085.27	23,085.27

RECEIPTS AND DISBURSEMENTS FOR TREASURER'S TRUST FUNDS

	November 1, 2018	November 2018		November 30, 2018		
	Beginning Book Balance	Plus Receipts	Less Disbursements	Ending Book Balance	Outstanding Warrants	Ending Cash Balance
GENERAL FUND (Continued)						
23F Open Educational Resources	\$	\$	\$	\$	\$	\$
290 Savings Incentive	2,268,832.49	694.72	2,268,137.77	2,268,137.77
447 Information Technology Investment Revolving	17,744,695.21	10,230.00	762,470.09	16,992,455.12	435.56	16,992,890.68
490 Regional Transportation Investment District
514 Agricultural Conservation Easements
534 Washington Graduate Fellowship Trust	489.80	489.80	489.80
551 Washington Youth and Families	124,634.31	124,634.31	124,634.31
552 Conservation Assistance Revolving	376,554.85	376,554.85	376,554.85
646 Higher Ed Retirement Plan Supplemental Benefit	2,012.94	1,196,908.44	1,196,921.00	2,000.38	2,000.38
653 Washington Distinguished Professorship Trust
743 College Faculty Awards Trust	186.14	186.14	186.14
747 Health Professional Loan Repayment & Scholarship Program	10,017,973.80	57,103.13	463,335.58	9,611,741.35	9,182.00	9,620,923.35
748 Higher Education Coord. Board for Innovation and Quality
781 Cross-State Trail	473.10	473.10	473.10
793 Health Insurance Pool
817 Stadium and Exhibition Center Construction
835 Four Year Student Child Care in Higher Education	78,791.35	4,163.31	74,628.04	74,628.04
837 Washington's Promise Scholarship	\$8.22	0.01	8.23	8.23
TOTAL GENERAL FUND	\$ 61,747,403.63	\$ 26,442,158.03	\$ 18,045,935.17	\$ 70,143,626.49	\$ 3,845,689.54	\$ 73,989,316.03
SPECIAL REVENUE FUNDS						
01F Crime Victims' Compensation	\$ 5,376,564.38	\$ 317,720.41	\$	\$ 5,694,284.79	\$	\$ 5,694,284.79
025 Pilotage	455,307.49	103,821.48	111,636.73	447,492.24	27,424.34	474,916.58
03K Industrial Insurance Premium Refund	4,446,133.68	12,469.96	39,633.53	4,418,970.11	4,418,970.11
04F Real Estate Education Program	628,221.52	7,178.12	47.20	635,352.44	635,352.44
06H Oral History, State Library, and Archives	(4,140.80)	17,607.66	15,786.61	(2,319.75)	(2,319.75)
06J Securities Prosecution	559,545.11	43,925.00	1,152.90	602,317.21	602,317.21
07A Mortgage Lending Fraud Prosecution	254,452.06	23,863.12	278,315.18	278,315.18
07B Organ and Tissue Donation Awareness	195,912.20	22,185.06	153,561.00	64,536.26	30,386.76	94,923.02
07E Contract Harvesting Revolving	8,017,663.77	15,917.67	(293,412.72)	8,326,994.16	2,380.70	8,329,374.86
07J "Helping Kids Speak"	2,947.01	2,398.68	1,852.67	3,493.02	3,493.02
07K Special License Plate Applicant Trust	12,206.00	12,206.00	12,206.00
07L Legislative International Trade	326.36	326.36	108.77	435.13
07N Produce Railcar Pool	48.81	0.07	48.88	48.88
07T Commemorative Works	3,339.82	4.71	3,344.53	3,344.53
07V Fish and Wildlife Enforcement Reward	584,797.44	34,697.65	29,218.43	590,276.66	4,679.49	594,956.15
08C Gonzaga University Alumni Association	5,281.37	2,622.66	3,224.67	4,679.36	4,679.36
08F Lighthouse Environmental Programs	12,378.33	5,637.34	7,207.69	10,807.98	10,807.98
08G Flexible Spending Administrative	2,693,889.87	24,022.71	71,215.17	2,646,697.41	2,646,697.41

RECEIPTS AND DISBURSEMENTS FOR TREASURER'S TRUST FUNDS

	November 1, 2018		November 2018		November 30, 2018		
	Beginning Book Balance		Plus Receipts	Less Disbursements	Ending Book Balance	Outstanding Warrants	Ending Cash Balance
SPECIAL REVENUE FUNDS (Continued)							
08J Prescription Drug Consortium	\$ 39,272.21	\$	\$	\$	\$ 39,272.21	\$ 3,675.56	\$ 42,947.77
08L "Ski & Ride Washington"	3,607.56		2,457.01	3,056.67	3,007.90	3,007.90
08P State Parks Education and Enhancement	411,068.16		9,636.67	9,763.32	410,941.51	410,941.51
08V Veterans Stewardship	1,823,295.54		41,214.17	53,895.79	1,810,613.92	1,033.86	1,811,647.78
08W "Washington's National Park Fund"	23,141.90		13,472.68	18,232.66	18,381.92	18,381.92
098 Eastern Washington Pheasant Enhancement	254,026.85		19,669.71	36,589.15	237,107.41	9,964.36	247,071.77
09A We Love Our Pets	11,449.57		3,446.33	3,801.00	11,094.90	11,094.90
09B Boating Safety Education Certification	691,179.35		8,395.00	57,489.79	642,084.56	545.00	642,629.56
09J Washington Coastal Crab Pot Buoy Tag	195,777.11		43,043.75	395.07	238,425.79	238,425.79
09K Life Sciences Discovery	210,045.45		357.47	16,762.55	193,640.37	193,640.37
09L Nursing Resource Center	213,134.62		46,750.00	520.04	259,364.58	440.00	259,804.58
10F "Share the Road"	17,471.05		6,167.00	6,792.34	16,845.71	16,845.71
11A Employment Training Finance	273,049.48		8,295.46	36,498.00	244,846.94	244,846.94
11J Electronic Products Recycling	540,364.95		104,978.00	26,012.92	619,330.03	619,330.03
11P Large On-Site Sewage Systems
11V Veteran Estate Management	21,774.66		45,200.17	23,810.33	43,164.50	883.50	44,048.00
126 Agricultural Local	15,217,480.22		2,735,764.27	2,624,946.98	15,328,297.51	14,556.94	15,342,854.45
128 Grain Inspection Revolving	4,509,095.97		936,212.27	1,106,313.24	4,338,995.00	2,555.01	4,341,550.01
12E Assisted Living Facility Management	296,425.80		388,793.12	(3,553.00)	688,771.92	688,771.92
12F Manufactured/Mobile Home Dispute Resol	2,615,635.57		46,110.75	36,132.38	2,625,613.94	2,625,613.94
12G Rockfish Research	312,814.31		3,984.00	11,344.31	305,454.00	305,454.00
12H Uniformed Service Shared Leave Pool	831,321.16		2,200.62	(11,207.50)	844,729.28	844,729.28
12N Get Ready For Math & Science Schlarshp	60,498.87		2,474.12	62,972.99	62,972.99
133 Children's Trust	475,252.00		2,844.72	478,096.72	478,096.72
14E Washington State Heritage Center	3,313,851.05		53,492.95	501,535.19	2,865,808.81	10,783.27	2,876,592.08
14W Reduced Cigarette Ignition Propensity	577,886.75		819.43	3,007.99	575,698.19	575,698.19
15A Transitional Housing Oper & Rent	0.41	0.41	0.41
15T Broadband Mapping
15V Funeral and Cemetery	677,357.11		29,032.98	59,873.98	646,516.11	573.03	647,089.14
15W Guaranteed Asset Protection Waiver	19,000.00	19,000.00	19,000.00
163 Worker and Community Right to Know	2,713,597.99		48,210.07	320,202.98	2,441,605.08	952.34	2,442,557.42
169 Horse Racing Commission Operating	693,480.00		119,293.64	95,516.09	717,257.55	9,898.46	727,156.01
16B Landscape Architects' License	321,740.55		14,500.00	13,654.17	322,586.38	1.28	322,587.66
16E Spec Forest Products Outreach/Education	12,735.52		4.43	12,739.95	12,739.95
16G Universal Vaccine Purchase	7,990,281.04		4,529,869.67	6,509,575.13	6,010,575.58	6,010,575.58
16H Columbia River Salmon/Steelhead Endorsement	912,542.71		12,311.50	112,172.78	812,681.43	812,681.43
16L Accessible Communities	534,452.18		19,571.79	10,999.27	543,024.70	543,024.70
16N Disabled Veterans Assistance
16T Product Stewardship Programs	269,056.24	8,345.42	260,710.82	260,710.82

RECEIPTS AND DISBURSEMENTS FOR TREASURER'S TRUST FUNDS

	November 1, 2018		November 2018		November 30, 2018		
	Beginning Book Balance		Plus Receipts	Less Disbursements	Ending Book Balance	Outstanding Warrants	Ending Cash Balance
SPECIAL REVENUE FUNDS (Continued)							
17H WA Global Health Technologies Product Development	\$ 2.06	\$	\$	\$	\$ 2.06	\$	\$ 2.06
17L Foreclosure Fairness	453,317.59		120,725.00	67,141.69	506,900.90		506,900.90
17M Individual-Based/Portable Background Check Clearance	59,017.98		30,900.00	38,975.52	50,942.46	147.00	51,089.46
17V Volunteer Firefighters	5,747.00		2,641.34	2,783.67	5,604.67		5,604.67
180 Local Government Administrative Hearings	255,850.87				255,850.87		255,850.87
189 Clarke-McNary							
18A Investing In Innovation	34,347.09				34,347.09		34,347.09
18E Educator Certification Processing	2,591,644.25		83,764.00	236,857.09	2,438,551.16	1,297.13	2,439,848.29
18M Music Matters Awareness	6,468.00		3,686.66	4,536.01	5,618.65		5,618.65
18N Damage Prevention	159,571.00		3,700.00	13,000.00	150,271.00		150,271.00
18R Seattle Sounders FC	6,755.95		4,860.34	4,473.01	7,143.28		7,143.28
190 Forest Fire Protection Assessment	9,550,105.51		7.67	(1,256,812.77)	10,806,925.95	10,090.24	10,817,016.19
193 State Forest Nursery Revolving	2,166,238.78		448.06	173,527.48	1,993,159.36	3,553.64	1,996,713.00
195 Energy	2,896.88		4.34	1,606.13	1,295.09		1,295.09
197 Statute Law Committee Publications	854,350.34		9,605.79	19,455.60	844,500.53		844,500.53
198 Access Road Revolving	7,797,802.64		1,238.22	(208,856.56)	8,007,897.42	17,520.00	8,025,417.42
19B School for the Blind	2,146,690.63		44,268.79	173,653.55	2,017,305.87	264.50	2,017,570.37
19E 4-H Program	335.00		483.00	420.00	398.00		398.00
19F Seattle Seahawks	39,389.19		30,176.99	(10,603.67)	80,169.85		80,169.85
19H Center for Childhood Deafness and Hearing Loss	13,078.08		24,844.16		37,922.24		37,922.24
19M Seattle University	26,180.01		644.00		26,824.01		26,824.01
19P Child Rescue	18,133.92		2,159.36		20,293.28		20,293.28
19R Residential Services and Support	34,302.47			(2,200.00)	36,502.47		36,502.47
19W Wolf-Livestock Conflict	316,616.63				316,616.63		316,616.63
205 Mobile Home Park Relocation	1,570,832.67		34,796.28	15,687.35	1,589,941.60		1,589,941.60
206 Cost of Supervision	560,758.44		149,452.61	135,098.73	575,112.32	105.00	575,217.32
209 Regional Fisheries Enhancement Group	1,512,940.38		11,034.83	69,312.39	1,454,662.82	0.57	1,454,663.39
20A State Flower	1,897.00		1,446.67	1,330.00	2,013.67		2,013.67
20D CPA Scholarship Transfer	250,000.00			25,000.00	225,000.00		225,000.00
20E WA Internet Crimes Against Children	1,500,000.00				1,500,000.00		1,500,000.00
20G Washington Farmers and Ranchers	452.67		144.67	172.67	424.67	1,080.34	1,505.01
20K Licensing & Enforcement System Modernization	1,199,818.42		0.01	26.76	1,199,791.67	34.74	1,199,826.41
20P Nursing Facility Quality Enhancement	2,397,581.91			(98.70)	2,397,680.61		2,397,680.61
20W Washington Tennis	2,557.33		56.00		2,613.33		2,613.33
210 Fire Protection Contractor License	295,962.12		4,743.75	52,131.65	248,574.22	58.00	248,632.22
213 Veterans' Emblem	34,574.94		413.00		34,987.94		34,987.94
214 Temporary Worker Housing	258,920.82		22,127.50	12,191.57	268,856.75	976.00	269,832.75
219 Air Operating Permit	828,878.98			76,450.10	752,428.88	403.07	752,831.95
21A Washington State Wrestling	560.00		560.00	504.00	616.00		616.00

RECEIPTS AND DISBURSEMENTS FOR TREASURER'S TRUST FUNDS

	November 1, 2018		November 2018		November 30, 2018		
	Beginning Book Balance		Plus Receipts	Less Disbursements	Ending Book Balance	Outstanding Warrants	Ending Cash Balance
SPECIAL REVENUE FUNDS (Continued)							
21C Washington Sexual Assault Kit	\$ 1,787,388.42	\$	2,567.96	\$ 45,008.88	\$ 1,744,947.50	\$	\$ 1,744,947.50
21F Fred Hutch	338.32		560.00	422.32	476.00	422.32	898.32
21G Washington State Aviation	38,516.33		1,995.00	6,020.51	34,490.82	34,490.82
21N NE WA Wolf-Livestock Management	74,379.85		105.01	16,609.65	57,875.21	57,875.21
21Q Forest Health Revolving	9,077,512.72		13,018.39	(1,461,091.53)	10,551,622.64	246,405.05	10,798,027.69
21U Veteran's In-State Service Shared Leave Pool	66,358.82		(1,889.04)	68,247.86	68,247.86
21W K-12 Criminal Background Check	408,846.57		186,684.00	377,797.61	217,732.96	217,732.96
225 Fingerprint Identification	3,550,218.62		1,084,863.31	730,117.87	3,904,964.06	3,009.55	3,907,973.61
22G Photovoltaic Module Recycling
22H Foster Parent Shared Leave Pool	1,609.40		1,609.40	1,609.40
22K Watershed Restoration Enhancement
22L Public Use General Aviation Airport Loan Revolving	5,000,023.29		5,000,023.29	5,000,023.29
22N Fish and Wildlife Federal Lands Revolving
22P Natural Resources Federal Lands Revolving	(96,536.37)		(168.08)	3,641.62	(100,346.07)	(100,346.07)
22Q Seattle Mariners
23A Student Loan Advocate
23C Department of Licensing Tuition Recovery
23D Student Achievement Council Tuition Recovery Trust
259 Coastal Crab	98,690.91		6,500.00	5,953.48	99,237.43	99,237.43
274 Adult Family Home	744,307.85		(710.81)	(13,202.20)	756,799.24	756,799.24
281 Impaired Driving Safety	72,827.02		139,576.50	94.50	212,309.02	212,309.02
283 Juvenile Accountability Incentive	84,794.28		119.71	84,913.99	84,913.99
294 Sea Cucumber Dive Fishery	(3,016.23)		(3,016.23)	(3,016.23)
295 Sea Urchin Dive Fishery	(8.23)		(8.23)	(8.23)
297 Pipeline Safety	3,715,179.58		25,656.87	201,632.06	3,539,204.39	1,768.45	3,540,972.84
298 Geologists'	401,356.94		27,050.00	9,848.29	418,558.65	166.56	418,725.21
300 Financial Services Regulation	21,702,290.63		1,278,218.93	2,821,211.92	20,159,297.64	38,535.37	20,197,833.01
320 Puget Sound Crab Pot Buoy Tag	61,358.92		1,760.25	59,598.67	59,598.67
328 Crim Justice Training Commis Firing Range Maintenance	115,439.00		115,439.00	115,439.00
416 Surplus and Donated Food Commodities Revolving	2,978,586.38		1,115,464.62	2,456,372.32	1,637,678.68	121,706.48	1,759,385.16
424 Anti-Trust Revolving	3,971,706.61		1,857.26	606,457.45	3,367,106.42	3,367,106.42
480 Financial Education Public-Private Partnership	34,272.75		2,000.00	36,272.75	36,272.75
485 Horse Racing Owners' Bonus/Breeder Awards	521,948.39		185,418.12	681,760.64	25,605.87	71,896.92	97,502.79
495 Toll Collection	20,704,332.25		16,411,716.61	16,570,546.07	20,545,502.79	38,765.62	20,584,268.41
496 Future Teachers Conditional Scholarship	3,567,583.84		35,270.85	24,537.61	3,578,317.08	3,578,317.08
497 Horse Racing Commission Class C Purse Fund	62,586.03		6,416.68	69,002.71	69,002.71
498 Washington State Council of Fire Fighters Benevolent	15,788.05		9,174.66	9,648.35	15,314.36	15,314.36
499 Law Enforcement Memorial	49,544.40		22,306.68	24,621.35	47,229.73	47,229.73
501 Liquor Revolving	34,155,756.99		9,235,498.04	3,501,313.48	39,889,941.55	186,704.06	40,076,645.61

RECEIPTS AND DISBURSEMENTS FOR TREASURER'S TRUST FUNDS

	November 1, 2018			November 2018		November 30, 2018		
	Beginning Book Balance	Plus Receipts	Less Disbursements	Ending Book Balance	Outstanding Warrants	Ending Cash Balance		
SPECIAL REVENUE FUNDS (Continued)								
503 Tuition Recovery	\$ 3,729,221.62	\$ 28,032.45	\$ 3,232.00	\$ 3,754,022.07	\$	\$ 3,754,022.07		
515 DNA Data Base	406,854.68	37,130.22	27,023.27	416,961.63	4,288.40	421,250.03		
516 Fruit and Vegetable Inspection	9,280,643.11	1,105,427.80	1,358,906.12	9,027,164.79	6,689.81	9,033,854.60		
536 Federal Food Service Revolving	2,241,005.03	5,102,789.04	5,025,514.25	2,318,279.82	90,018.77	2,408,298.59		
553 Performance Audits of Government	6,643,818.95	20,722.08	1,563,390.69	5,101,150.34	31,370.61	5,132,520.95		
561 Community Technical College Innovation	7,353,240.58	279,533.24	2,060,820.88	5,571,952.94	5,571,952.94		
687 Rural Rehabilitation	171,901.59	242.68	172,144.27	172,144.27		
688 Federal Local Rail Service Assistance	79,552.14	107.13	79,659.27	79,659.27		
731 Child Care Facility Revolving	1,466,839.38	5,312.61	1,472,151.99	1,472,151.99		
732 Nursing Home Civil Penalties	2,557,826.66	(16,651.48)	2,574,478.14	2,574,478.14		
746 Hanford Area Economic Investment	67,464.00	3,673.80	58,983.75	12,154.05	12,154.05		
749 Governor's Interagency Committee of State Employed Women	52,120.92	41,766.25	20.00	93,867.17	93,867.17		
761 Basic Health Plan Subscription	250,744.09	250,744.09	250,744.09		
763 Center for the Improvement of Student Learning	35,600.68	35,600.68	35,600.68		
773 Commission on Higher Ed Prof Student Ex Program	51,200.00	51,200.00	51,200.00		
774 University of Washington License Plate	111,925.43	20,411.98	132,337.41	132,337.41		
776 Washington State University License Plate	50,782.73	49,380.32	50,782.73	49,380.32	49,380.32		
778 Western Washington University License Plate	3,105.67	1,379.01	3,980.68	504.00	504.00		
779 Eastern Washington University License Plate	67,099.41	3,077.66	70,177.07	70,177.07		
780 School Zone Safety Account	1,519,034.39	44,978.91	900.00	1,563,113.30	1,563,113.30		
783 Central Washington University License Plate	8,255.32	1,444.33	9,699.65	9,699.65		
784 Miscellaneous Transportation Programs	(6,072,652.06)	17,602,357.74	18,838,926.82	(7,309,221.14)	26,017.97	(7,283,203.17)		
786 The Evergreen State College License Plate	6,156.38	224.00	6,380.38	6,380.38		
789 Advanced Environmental Mitigation Revolving	837,729.19	3,560.09	841,289.28	841,289.28		
816 Stadium and Exhibition Center	70,123,255.81	4,197,334.02	74,320,589.83	74,320,589.83		
821 Impaired Physician	295,921.51	129,400.00	130,531.23	294,790.28	100.00	294,890.28		
823 Livestock Nutrient Management	39,780.88	250.00	850.00	39,180.88	39,180.88		
833 Developmental Disabilities Endowment Trust	1,821,306.94	849,390.15	1,216,680.22	1,454,016.87	1,454,016.87		
834 Capitol Furnishings Preservation Committee	80,236.64	80,236.64	80,236.64		
878 Federal Forest Revolving	7,247.78	10.23	7,258.01	7,258.01		
880 Advance Right-of-Way Revolving	16,573,330.96	361,926.08	788.50	16,934,468.54	10.50	16,934,479.04		
884 Gambling Revolving	9,043,436.46	684,534.58	1,094,286.21	8,633,684.83	4,309.96	8,637,994.79		
885 Plumbing Certificate	1,027,139.68	89,663.20	68,311.47	1,048,491.41	390.20	1,048,881.61		
892 Pressure Systems Safety	\$712,963.31	163,836.73	169,897.63	706,902.41	622.27	707,524.68		
TOTAL SPECIAL REVENUE FUNDS	\$ 350,890,688.07	\$ 71,140,635.73	\$ 69,755,734.62	\$ 352,275,589.18	\$ 1,029,571.77	\$ 353,305,160.95		
CAPITAL PROJECTS FUNDS								
366 Watershed Restoration Enhancement Bond	\$ 2,482,305.82	\$	\$	\$ 2,482,305.82	\$	\$ 2,482,305.82		

RECEIPTS AND DISBURSEMENTS FOR TREASURER'S TRUST FUNDS

	November 1, 2018	November 2018		November 30, 2018		
	Beginning Book Balance	Plus Receipts	Less Disbursements	Ending Book Balance	Outstanding Warrants	Ending Cash Balance
CAPITAL PROJECTS FUNDS (Continued)						
377 Watershed Restoration Enhancement Taxable Bond	\$	\$	\$	\$	\$	\$
TOTAL CAPITAL PROJECTS FUNDS	\$ 2,482,305.82	\$	\$	\$ 2,482,305.82	\$	\$ 2,482,305.82
PERMANENT FUNDS						
842 American Indian Scholarship Endowment	\$ 299,455.45	\$ 756.74	\$ 334.00	\$ 299,878.19	\$	\$ 299,878.19
852 Foster Care Scholarship Endowment	\$3,722.97	5.26	3,728.23	3,728.23
TOTAL PERMANENT FUNDS	\$ 303,178.42	\$ 762.00	\$ 334.00	\$ 303,606.42	\$	\$ 303,606.42
ENTERPRISE FUNDS						
22E Family and Medical Leave Enforcement	\$ 397,738.06	\$	\$	\$ 397,738.06	\$	\$ 397,738.06
22F Family and Medical Leave Insurance	65,011,886.87	103,464.01	3,695,447.91	61,419,902.97	136.16	61,420,039.13
413 Municipal Revolving	4,388,084.26	2,312,500.78	2,703,106.82	3,997,478.22	5,178.36	4,002,656.58
442 Legislative Gift Center	79,548.48	13,268.30	11,216.26	81,600.52	337.90	81,938.42
445 Self-Insured Emplr Overpymt Reimb	409,626.34	52,927.19	356,699.15	52,927.19	409,626.34
446 Industrial Insurance Rainy Day Fund
449 Certificates of Participation and Other Financing - Local	156,893.10	7,344.24	7,419.24	156,818.10	156,818.10
456 Separately Managed State Treasurer's Service	21,186.69	8,294.30	2,978.96	26,502.03	26,502.03
463 Washington College Savings Program	(498,401.31)	63,361.70	62,911.21	(497,950.82)	1,415.27	(496,535.55)
470 Imaging	92,626.50	29,315.72	30,844.91	91,097.31	91,097.31
473 School Employees Insurance Reserve
474 School Employees Flexible & Dependent Care Administration
475 School Employees Dental Benefits Administration
477 Lottery Investment
493 School Employees' Insurance
494 School Employees' Benefits Board Administration
543 Judicial Information Systems	7,541,912.87	1,881,343.89	1,723,416.30	7,699,840.46	15,819.71	7,715,660.17
544 Pollution Liability Insurance Program Trust	40,488,993.72	3,658,788.88	1,989,532.62	42,158,249.98	16,463.94	42,174,713.92
545 Heating Oil Pollution Liability Trust	1,061,150.93	72,011.70	38,351.86	1,094,810.77	1,094,810.77
788 Advanced College Tuition Payment Program	\$67,009,045.78	5,164,243.01	14,915,469.32	57,257,819.47	2,361,548.36	59,619,367.83
TOTAL ENTERPRISE FUNDS	\$ 186,160,292.29	\$ 13,313,936.53	\$ 25,233,622.60	\$ 174,240,606.22	\$ 2,453,826.89	\$ 176,694,433.11
INTERNAL SERVICE FUNDS						
12V PEBB Medical Benefits Admin	\$	\$	\$	\$	\$	\$
411 Natural Resources Equipment	9,857,286.53	246,791.95	(879,043.67)	10,983,122.15	21,306.76	11,004,428.91
421 Education Technology Revolving	8,741,257.21	630,585.10	1,219,821.91	8,152,020.40	102,676.68	8,254,697.08
422 General Administration Services	26,436,146.67	17,887,225.80	16,037,910.35	28,285,462.12	172,382.44	28,457,844.56
436 OFM Labor Relations Service	2,287,072.77	162,685.77	399,422.62	2,050,335.92	2,050,335.92
438 Uniform Dental Plan Benefits Administration	526,100.93	519,744.00	1,040,403.20	5,441.73	5,441.73
439 Uniform Medical Plan Benefits Administration	3,955,401.74	1,526,763.00	1,057,848.96	4,424,315.78	4,424,315.78
444 Fish & Wildlife Equipment	792,306.20	66,590.56	51,789.93	807,106.83	807,106.83

RECEIPTS AND DISBURSEMENTS FOR TREASURER'S TRUST FUNDS

	November 1, 2018	November 2018		November 30, 2018		
	Beginning Book Balance	Plus Receipts	Less Disbursements	Ending Book Balance	Outstanding Warrants	Ending Cash Balance
INTERNAL SERVICE FUNDS (Continued)						
453 Minority and Women's Business Enterprises	\$ 803,211.37	\$ 113,591.42	\$ 221,082.70	\$ 695,720.09	\$ 65.00	\$ 695,785.09
458 Consolidated Technology Services Revolving	11,668,282.93	11,460,317.63	13,267,507.08	9,861,093.48	113,273.22	9,974,366.70
461 Shared Information Technology System Revolving
466 Statewide Info Tech System Development Revolving	757,933.07	216,228.89	579,283.69	394,878.27	394,878.27
471 State Patrol Nonappropriated Airplane Revolving	226,131.28	16,948.54	209,182.74	331.30	209,514.04
472 Statewide Info Tech System Maintenance & Operations Revolving	179,025.82	121,820.12	147,707.85	153,138.09	153,138.09
546 Risk Management	1,542,042.89	1,017,493.62	1,933,268.82	626,267.69	8,000.00	634,267.69
547 Liability	(17,275,278.91)	143,054.93	12,162,929.27	(29,295,153.25)	631,236.56	(28,663,916.69)
721 Public Employees' and Retirees' Insurance	167,316,072.22	180,915,659.71	177,869,117.20	170,362,614.73	2,175,156.47	172,537,771.20
730 Public Employees' and Retirees' Insurance Reserve	157,226,860.85	221,483.47	157,448,344.32	157,448,344.32
739 Certificates of Participation and Other Financing - State	\$2,242,866.32	11,190,928.14	7,553,199.09	5,880,595.37	5,880,595.37
TOTAL INTERNAL SERVICE FUNDS	\$ 377,282,719.89	\$ 226,440,964.11	\$ 232,679,197.54	\$ 371,044,486.46	\$ 3,224,428.43	\$ 374,268,914.89
PRIVATE PURPOSE FUNDS						
196 Unclaimed Personal Property	\$ 7,304,664.00	\$ (2,252,469.13)	\$ 5,035,870.06	\$ 16,324.81	\$ 3,613,655.99	\$ 3,629,980.80
738 Department of Social and Health Services Trust	53,654.52	53,654.52	53,654.52
799 WA Achieving a Better Life Experience Program
TOTAL PRIVATE PURPOSE FUNDS	\$ 7,358,318.52	\$ (2,252,469.13)	\$ 5,035,870.06	\$ 69,979.33	\$ 3,613,655.99	\$ 3,683,635.32
PENSION TRUST FUNDS						
838 LEOFF Retirement System Benefits Improvement	\$	\$	\$	\$	\$	\$
TOTAL PENSION TRUST FUNDS	\$0.00	\$	\$	\$0.00	\$	\$
AGENCY FUNDS						
165 Salary Reduction	\$ 4,845,749.44	\$ 2,840,513.17	\$ 2,383,402.82	\$ 5,302,859.79	\$	\$ 5,302,859.79
16C Real Estate/Property Tax Admin Assistance	61,680.00	50,975.00	61,680.00	50,975.00	50,975.00
17A County Enhanced 911 Excise Tax	6,065,760.93	(209,005.55)	6,274,766.48	6,274,766.48
525 Washington State Combined Fund Drive	1,474,325.94	406,054.35	920,108.21	960,272.08	20,281.34	980,553.42
660 Natural Resources Deposit	28,153,075.53	28,193,938.11	38,236,506.14	18,110,507.50	86,980.04	18,197,487.54
734 Centennial Document Preservation and Modernization	1,185,705.90	257,112.05	1,442,817.95	1,442,817.95
737 High Occupancy Vehicle
757 Maritime Historic Restoration and Preservation	3,503.32	24.50	3,527.82	3,527.82
797 Local Tourism Promotion	1,289,713.95	58,122.28	1,231,591.67	1,231,591.67
802 School Employees Salary Reduction
TOTAL AGENCY FUNDS	\$ 43,079,515.01	\$ 31,748,617.18	\$ 41,450,813.90	\$ 33,377,318.29	\$ 107,261.38	\$ 33,484,579.67
TOTAL TREASURER'S TRUST FUNDS	\$ \$1,029,304,421.65	\$ 366,834,604.45	\$ 392,201,507.89	\$ 1,003,937,518.21	\$ 14,274,434.00	\$ 1,018,211,952.21

INVESTMENT STATEMENT

INVESTMENT STATEMENT

Fund / Account	November 1, 2018	Purchased	Maturities & Sales	Amortization	November 30, 2018
Treasury & Treasurer's Trust					
Investments (trade date basis)	\$ 7,191,809,825.21	\$ 4,032,047,048.79	\$ 3,014,184,467.66	\$ 1,437,682.64	\$ 8,211,110,088.98
Reverse Repurchase Agreements
Purchased Accrued Interest	409,739.82	559,196.54	240,410.58	728,525.78
Total Treasury & Treasurer's Trust	\$ 7,192,219,565.03	\$ 4,032,606,245.33	\$ 3,014,424,878.24	\$ 1,437,682.64	\$ 8,211,838,614.76
Local Government Investment Pool					
Investments (trade date basis)	\$ 17,445,920,271.26	\$ 35,001,672,920.66	\$ 35,829,386,026.00	\$ 17,216,045.40	\$ 16,635,423,211.32
Reverse Repurchase Agreements
Purchased Accrued Interest	207,852.17	207,852.17
Total Local Government Investment Pool	\$ 17,445,920,271.26	\$ 35,001,880,772.83	\$ 35,829,386,026.00	\$ 17,216,045.40	\$ 16,635,631,063.49
Separately Managed Accounts					
Investments (trade date basis)	\$ 201,185,783.13	\$ 164,854.70	\$ 8,530.83	\$ 126,993.03	\$ 201,469,100.03
Purchased Accrued Interest	64,671.47	45,652.17	19,019.30
Total Separately Managed Accounts	\$ 201,250,454.60	\$ 164,854.70	\$ 54,183.00	\$ 126,993.03	\$ 201,488,119.33
Total All Accounts	\$ 24,839,390,290.89	\$ 39,034,651,872.86	\$ 38,843,865,087.24	\$ 18,780,721.07	\$ 25,048,957,797.58

INVESTMENT INTEREST INCOME AND CAPITAL GAINS

INVESTMENT INTEREST INCOME AND CAPITAL GAINS CURRENT MONTH AND FISCAL YEAR TO DATE COMPARISON

Fund / Account	November 2018	November 2017	Fiscal Year 2019	Fiscal Year 2018
Treasury & Treasurer's Trust				
Cash	\$ 11,305,339.04	\$ 5,950,300.71	\$ 56,577,419.62	\$ 28,406,433.45
Custody Bank Fees	(3,438.75)	(3,551.41)	(17,637.36)	(20,003.57)
Other Bank Fees	(7,231.86)	(8,958.96)	(49,255.63)	(56,291.58)
Amortization	1,437,682.64	1,177,711.26	5,565,799.71	2,464,075.42
Accrued Interest	(122,283.44)	(12,921.14)	(1,214,323.66)	(264,268.45)
Gains and Losses	5,301.56	(209,443.95)	81,611.32	(868,317.17)
Total Treasury & Treasurer's Trust	\$ 12,615,369.19	\$ 6,893,136.51	\$ 60,943,614.00	\$ 29,661,628.10
Local Government Investment Pool				
Cash	\$ 12,886,057.70	\$ 7,195,442.16	\$ 65,809,467.92	\$ 30,464,156.53
Amortization	17,216,045.40	7,305,200.57	68,775,410.05	31,117,332.75
Accrued Interest	1,190,421.96	(616,785.61)	3,030,501.71	845,443.02
Gains and Losses	89,877.84	21,861.61	328,190.34	369,617.59
Total Local Government Investment Pool	\$ 31,382,402.90	\$ 13,905,718.73	\$ 137,943,570.02	\$ 62,796,549.89
Separately Managed Accounts				
Cash	\$ 110,671.70	\$	\$ 889,258.67	\$
Amortization	126,993.03	582,899.62
Accrued Interest	187,797.14	543,214.72
Gains and Losses	(2,981.65)
Total Separately Managed Accounts	\$ 425,461.87	\$	\$ 2,012,391.36	\$
Total All Accounts	\$ 44,423,233.96	\$ 20,798,855.24	\$ 200,899,575.38	\$ 92,458,177.99

DUANE A. DAVIDSON
STATE TREASURER
PO BOX 40200
OLYMPIA WA 98504-0200

