



Washington State Treasurer's Monthly Report

November 2019



DUANE A. DAVIDSON
State Treasurer

In accordance with the Americans with Disabilities Act, this publication will be made available in alternate formats upon request to the Office of the State Treasurer, Legislative Building, 2nd Floor, Olympia, Washington 98504-0200, telephone (360) 902-9000, fax (360) 902-9037 or TTY Users Call: 7-1-1. Web Site: <http://tre.wa.gov>.

Cover photo taken by Treasurer's Office staff.

TABLE OF CONTENTS

	<i>Page</i>
State Treasurer’s Letter	1
General Fund	2
Treasury, Treasurer’s Trust and Local Government Investment Pool Flow Chart	3
Treasury & Treasurer’s Trust, Treasury and Treasurer’s Trust Charts	4
General Fund and Local Government Investment Pool Charts	5
Receipts and Disbursements for the State Treasury	6
Receipts and Disbursements for Trust Funds	17
Investment Statement	26
Investment Interest Income and Capital Gains.....	27



DUANE A. DAVIDSON,
State Treasurer

State of Washington
Office of the Treasurer
Legislative Building
P.O. Box 40200
Olympia, Washington 98504-0200

(360) 902-9000 • TTY 7-1-1
Home Page <http://tre.wa.gov>



Fellow Washingtonians,

I am pleased to report on the operations of the Office of the State Treasurer for the month of November 2019. At the close of the month, the Treasury & Treasurer's Trust book balance was \$8.3 billion with investment earnings distributed for the month of \$11.9 million.

Sincerely,

A handwritten signature in black ink that reads "Duane A. Davidson". The signature is fluid and cursive, with the first letters of the first and last names being capitalized and prominent.

Duane A. Davidson
Washington State Treasurer

GENERAL FUND

GENERAL FUND CURRENT MONTH AND FISCAL YEAR TO DATE COMPARISON

(In Millions)

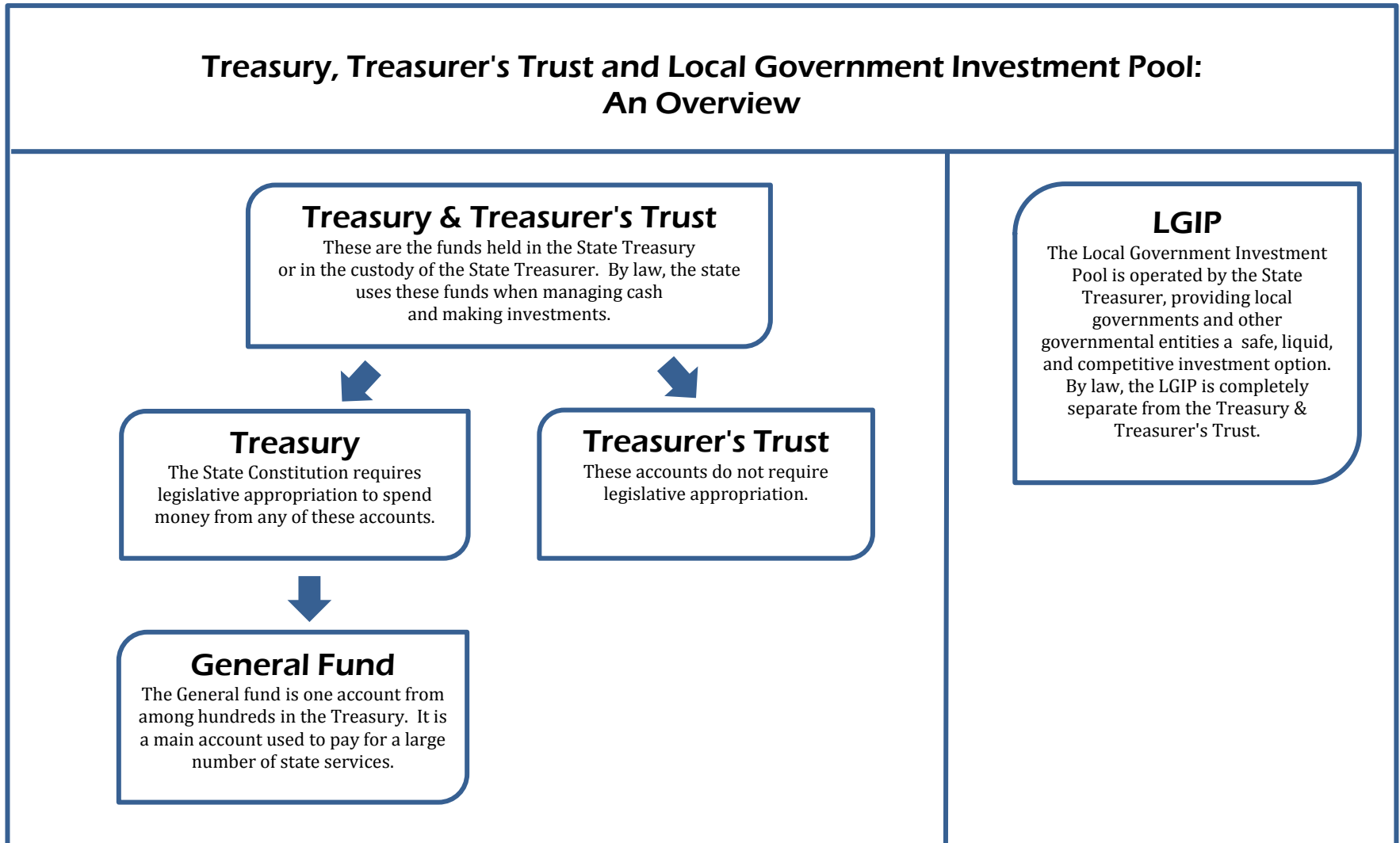
	Month of November		Fiscal Year to Date	
	2019	2018	2020	2019
Beginning Book Balance	\$ (1,507.811)	\$ 113.564	\$ 1,010.867	\$ 863.390
Cash Revenue	4,207.385	3,069.765	14,709.108	12,704.321
Other Cash Receipts	357.184	261.543	1,995.472	3,678.861
Total Cash Receipts	4,564.569	3,331.308	16,704.580	16,383.182
Total Cash Disbursements	3,241.093	3,063.203	17,899.782	16,722.643
Ending Book Balance	\$ (184.335)	\$ 381.669	\$ (184.335)	\$ 523.929
Cash Revenue				
Bond Retirement & Interest	\$ 0.000	\$ 0.000	\$ (0.262)	\$ (0.167)
Secretary of State	3.079	2.997	15.579	14.066
Department of Revenue:				
Retail Sales Tax	1,028.288	982.263	5,033.788	4,215.408
Business & Occupation Tax	438.090	406.230	1,915.105	1,675.613
Compensating Tax	65.184	78.548	308.845	277.462
Cigarette Tax	23.647	30.443	124.706	140.124
Public Utility Tax	25.511	20.179	150.077	140.664
Various Other Revenue	112.069	(867.644)	345.447	285.208
Insurance Commission	6.807	8.006	163.595	155.493
Liquor and Cannabis Board	2.391	2.540	34.254	31.615
Department of Licensing:				
Excise Tax – Other	0.014	0.018	0.096	0.089
Various Other Revenue	0.611	0.532	6.486	5.655
Department of Social & Health Services	4.093	4.011	23.076	43.204
Universities & Colleges	0.000	0.000	0.386	0.000
Treasurer's Transfers	0.355	0.462	(76.127)	(135.953)
Counties:				
Property Tax	1,235.856	1,245.104	1,348.526	822.251
Real Estate Excise Tax	106.312	81.771	553.911	567.186
Various Other Revenue	5.045	5.642	21.754	24.365
Federal Grants-In-Aid (All Agencies)	1,171.856	1,070.992	4,571.014	4,202.783
Revenues Distributed to Local Governments	(0.314)	(0.284)	(37.625)	(2.884)
Other Agencies' Cash Revenue	(21.509)	(2.045)	206.480	242.139
Total Cash Revenue	\$ 4,207.385	\$ 3,069.765	\$ 14,709.108	\$ 12,704.321

Source: Agency Financial Reporting System (AFRS).

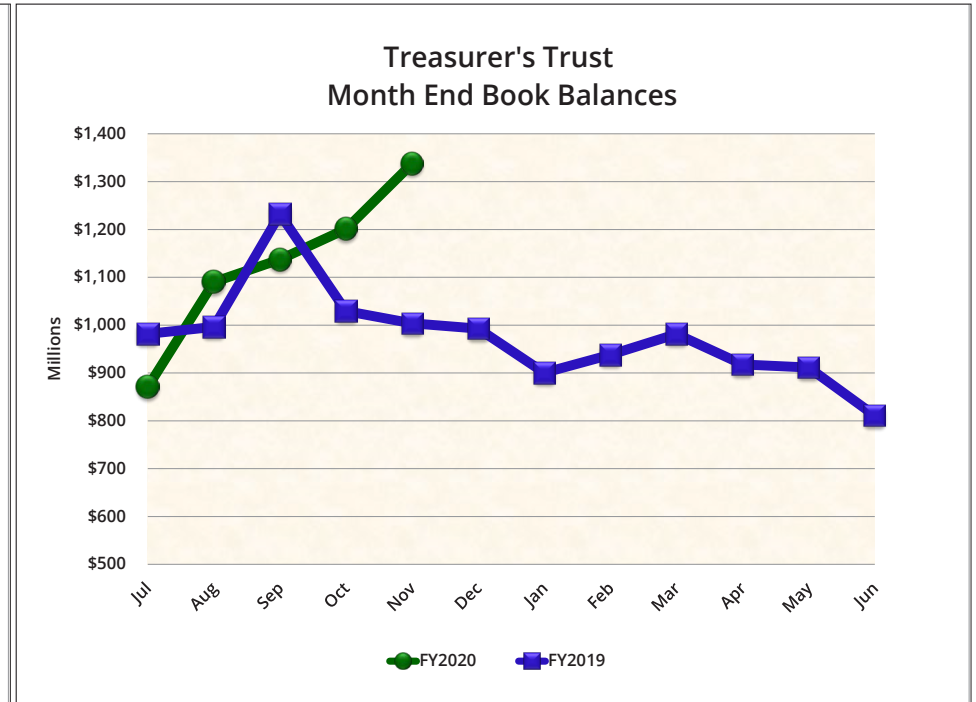
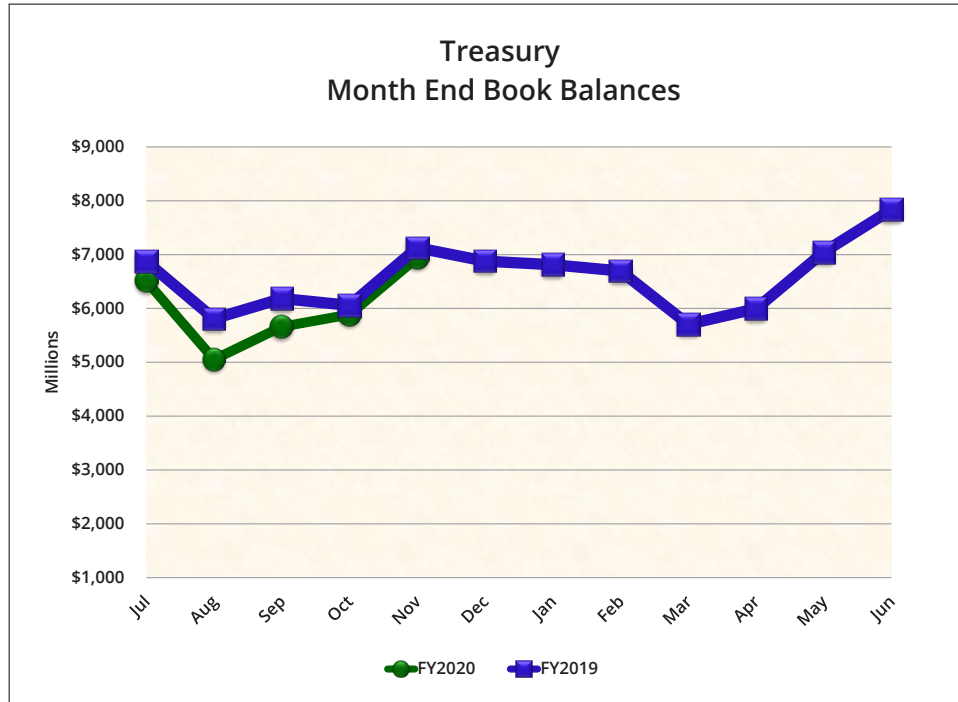
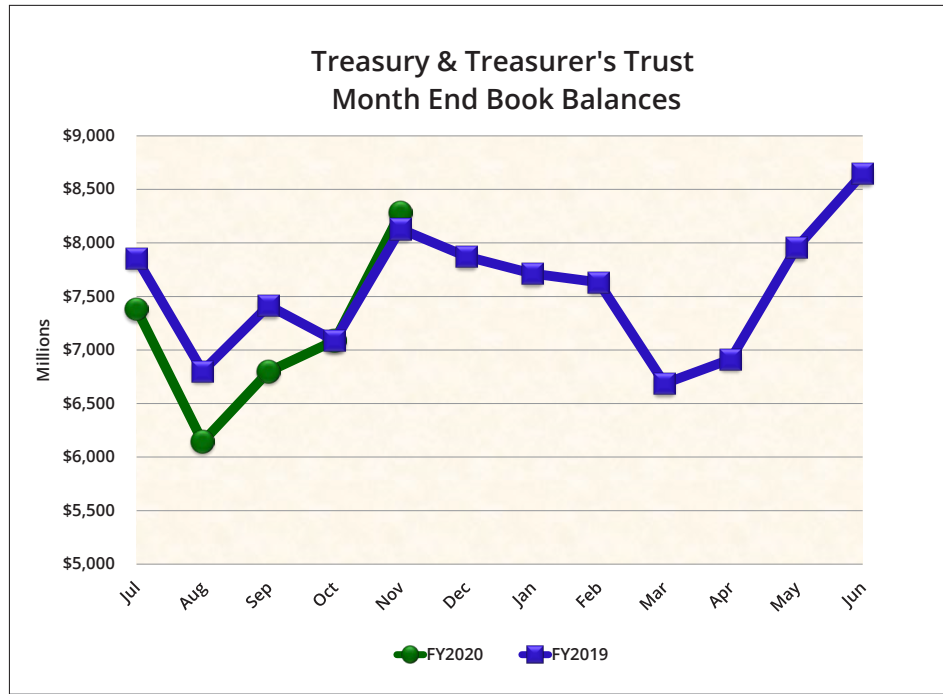
TREASURY, TREASURER'S TRUST AND LGIP FLOW CHART

The State Treasurer is charged with the cash management of public funds, which includes two categories of state funds and accounts: (1) funds and accounts located in the state treasury, which are subject to legislative appropriation; and (2) Treasurer's trust funds, which are accounts placed in the custody of the State Treasurer, and not typically subject to legislative appropriation. Funds within these accounts are comingled for investment and cash management purposes.

This flow chart describes the structure of the Treasury and Treasurer's Trust Accounts. Month end balances of these accounts are shown on pages 4 and 5.

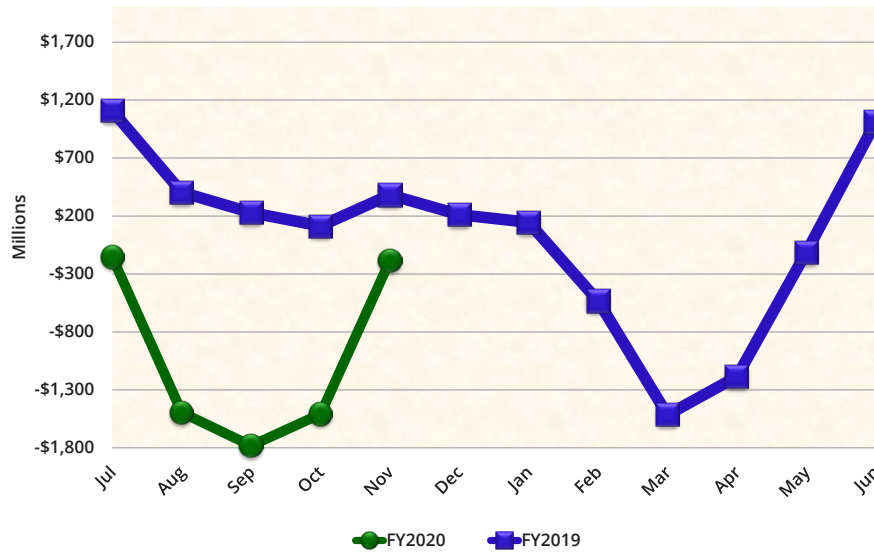


TREASURY & TREASURER'S TRUST AND TREASURY AND TREASURER'S TRUST CHART

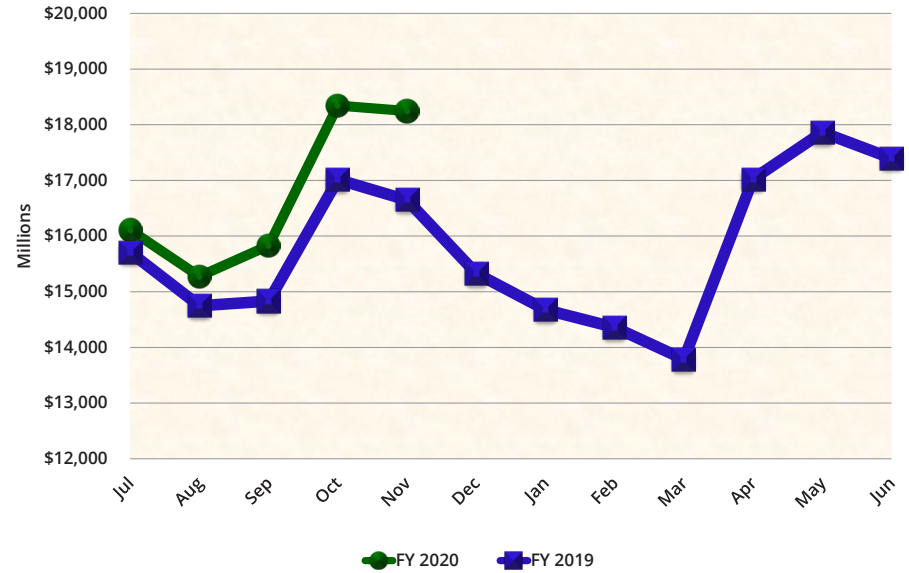


GENERAL FUND AND LOCAL GOVERNMENT INVESTMENT POOL CHARTS

General Fund Month End Book Balances

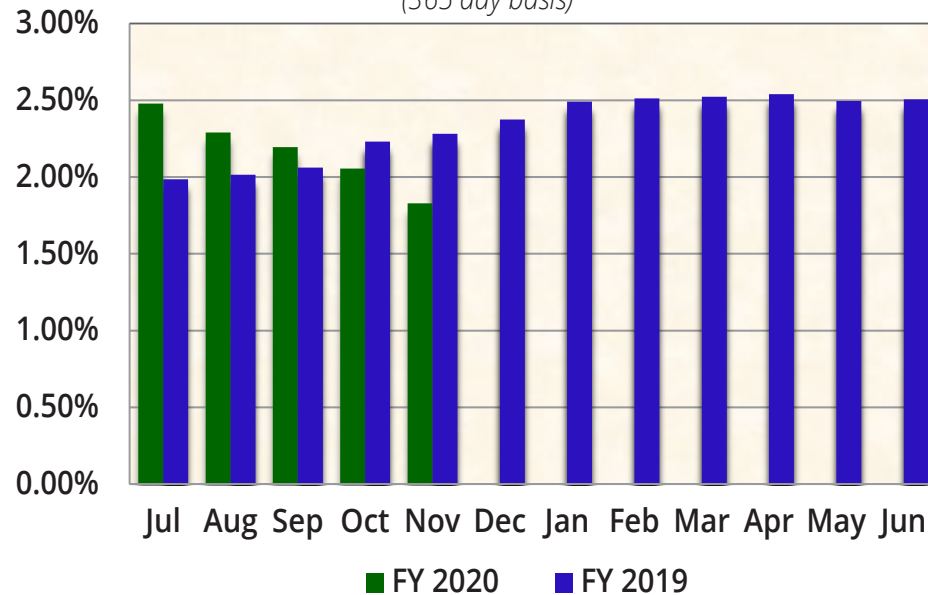


Local Government Investment Pool Month End Book Balances



LGIP Net Yield

(365 day basis)



RECEIPTS AND DISBURSEMENTS FOR TREASURY FUNDS

	November 1, 2019	November 2019		November 30, 2019		
	Beginning Book Balance	Plus Receipts	Less Disbursements	Ending Book Balance	Outstanding Warrants	Ending Cash Balance
GENERAL FUND						
001 General	\$ (1,507,811,464.04)	\$ 4,564,569,486.51	\$ 3,241,092,969.86	\$ (184,334,947.39)	\$ 57,070,578.46	\$ (127,264,368.93)
018 Millersylvania Park Current	5,210.50			5,210.50		5,210.50
01E Geothermal	30,286.50	(92.23)	(399.64)	30,593.91		30,593.91
01N Institutional Impact	19,144.72			19,144.72		19,144.72
02P Flood Control Assistance	3,075,501.89	(31,710.31)	328,196.26	2,715,595.32	1,268.69	2,716,864.01
031 State Investment Board Expense	2,935,790.05	2,660,314.33	2,216,809.08	3,379,295.30	0.28	3,379,295.58
032 State Emergency Water Projects Revolving	221,616.92			221,616.92		221,616.92
03A Excess Earnings						
03L County Criminal Justice Assistance	1,846,933.86	20,011.83	122,039.73	1,744,905.96	1,338.89	1,746,244.85
03M Municipal Criminal Justice Assistance	462,393.91	7,577.14	40,943.41	429,027.64	595.06	429,622.70
04L Public Health Services	6.50	0.01		6.51		6.51
051 State and Local Improvements Revolving	26,744.33			26,744.33		26,744.33
055 State & Local Improve Revolving (Waste Disp Facilities, 1980)	2,639.01			2,639.01		2,639.01
05C Criminal Justice Treatment	4,437,481.81	30,006.00	528,117.95	3,939,369.86		3,939,369.86
05M Tourism Development and Promotion						
070 Outdoor Recreation	(130,782.21)	1,075,086.61	944,304.40			
072 State & Local Improve Revolving (Water Supply Facilities)	905,591.51			905,591.51		905,591.51
09C Farm and Forest	582,142.59		16,372.28	565,770.31		565,770.31
09G Riparian Protection		4,068.50	7,167.62	(3,099.12)		(3,099.12)
09R Economic Development Strategic Reserve	2,553,845.98	111,486.72	126,889.13	2,538,443.57		2,538,443.57
10K Veterans Innovation Program	54,507.27		725.73	53,781.54	690.00	54,471.54
10P Columbia River Basin Water Supply Development	4,555,179.41	6,604.61	211,672.67	4,350,111.35	59.74	4,350,171.09
10R Energy Freedom	743,844.27	1,069.58		744,913.85		744,913.85
10T Hood Canal Aquatic Rehabilitation Bond						
11F Reinvesting in Youth	5.98			5.98		5.98
11N Heritage Barn Preservation						
11W Water Quality Capital	34,227.10			34,227.10		34,227.10
125 Site Closure	32,817,759.24	49,882.41	11,106.55	32,856,535.10		32,856,535.10
12J Boating Activities						
12K Puget Sound Scientific Research						
12R Independent Youth Housing						
12W Veterans Conservation Corps						
14B Budget Stabilization	1,644,498,835.76	2,379,266.78	2,498,521.28	1,644,379,581.26	1,173,463.28	1,645,553,044.54
14C Puget Sound Recovery						
14H Community Preservation & Development Auth	8,750.00			8,750.00		8,750.00
14L Streamlined Sales & Use Tax Mitigation	3,468,323.04			3,468,323.04		3,468,323.04
15C WA Community Tech Opportunity						
15J Building Communities						
15K Columbia River Water Delivery	16,173.66			16,173.66		16,173.66

RECEIPTS AND DISBURSEMENTS FOR TREASURY FUNDS

	November 1, 2019	November 2019		November 30, 2019		
	Beginning Book Balance	Plus Receipts	Less Disbursements	Ending Book Balance	Outstanding Warrants	Ending Cash Balance
GENERAL FUND (Continued)						
15R Evergreen Job Training	\$	\$	\$	\$	\$	\$
16V Water Rights Processing	77,287.33	400.00	77,687.33	77,687.33
177 Judicial Retirement Administrative
17C Opportunity Express Account	62,171.42	62,171.42	62,171.42
17E State Efficiency and Restructuring
17F Washington Opportunity Pathways	40,004,562.82	29,652,735.69	7,758,044.47	61,899,254.04	9,534.53	61,908,788.57
17K Basic Health Plan Stabilization
18H Opportunity Expansion	326.64	326.64	326.64
19K Yakima Integrated Plan Implementation
19L Charter Schools Oversight	738,347.60	33,011.31	28,456.97	742,901.94	742,901.94
19N Diesel Idle Reduction
20C Yakima Integrated Plan Implementation Taxable Bond
20F Invest in Washington
21B Chehalis Basin
21D Dairy Nutrient Infrastructure
21P Sexual Assault Prevention and Response
21R DCYF Contracted Services Performance Improvement
22C Early Learning Facilities Revolving	3.60	(378,620.04)	(378,616.44)
22D Early Learning Facilities Development	(327.04)	399,316.92	398,989.88
22T Statewide Tourism Marketing	3,113,481.49	235,998.91	17,527.78	3,331,952.62	995.76	3,332,948.38
23H Defense Community Compatibility
23J Statewide Broadband	10,708,131.24	15,484.03	34,974.47	10,688,640.80	10,688,640.80
244 Habitat Conservation	(553,924.49)	938,100.54	3,882,186.12	(3,498,010.07)	(3,498,010.07)
24H Career Connected Learning
253 Education Construction	719,094.17	1,033.99	720,128.16	720,128.16
285 Growth Management Planning and Environmental Review	764,452.87	305,451.83	10,165.45	1,059,739.25	1,059,739.25
291 Education Savings
355 State Taxable Building Construction	96,060,828.00	378,445.52	3,743,416.70	92,695,856.82	92,695,856.82
359 School Constr & Skill Ctrs Bldg	2,163,110.90	21,569.39	2,141,541.51	2,141,541.51
488 Special Personnel Litigation Revolving
489 Pension Funding Stabilization	441,765,268.80	647,827.27	17,047,026.59	425,366,069.48	425,366,069.48
548 LEOFF System Plan 2 Expense	86,985.63	155,091.31	106,675.14	135,401.80	1,578.54	136,980.34
563 Columbia River Crossing Project
702 Dedicated McCleary Penalty
828 Tobacco Prevention and Control	1,280,854.33	1,844.02	24,309.00	1,258,389.35	1,258,389.35
830 Agricultural College Trust Management	\$65,614.79	5.58	81,825.32	(16,204.95)	1,510.20	(14,694.75)
TOTAL GENERAL FUND	\$ 792,416,959.66	\$ 4,603,269,185.37	\$ 3,280,921,987.15	\$ 2,114,764,157.88	\$ 58,261,613.43	\$ 2,173,025,771.31

RECEIPTS AND DISBURSEMENTS FOR TREASURY FUNDS

	November 1, 2019		November 2019		November 30, 2019		
	Beginning Book Balance		Plus Receipts	Less Disbursements	Ending Book Balance	Outstanding Warrants	Ending Cash Balance
SPECIAL REVENUE FUNDS							
002 Hospital Data Collection	\$ 61,318.35	\$	\$ 1,608.08	\$ 59,710.27	\$	\$ 59,710.27	
003 Architects' License	1,151,986.94	45,214.22	90,254.30	1,106,946.86	767.18	1,107,714.04	
007 Winter Recreational Program	1,529,768.55	10,980.00	20,381.39	1,520,367.16	243.72	1,520,610.88	
014 Forest Development	11,979,817.00	1,732.28	(1,111,150.68)	13,092,699.96	31,256.80	13,123,956.76	
01B ORV & Non-Highway Vehicle Account	2,185,917.49	333,533.18	220,588.53	2,298,862.14	1,603.87	2,300,466.01	
01M Snowmobile	3,270,755.02	266,117.48	26,194.89	3,510,677.61	3,510,677.61	
024 Professional Engineers'	2,282,513.53	133,822.00	502,147.68	1,914,187.85	4,020.40	1,918,208.25	
025 Pilotage	(496,753.96)	18,632.80	81,221.40	(559,342.56)	97.68	(559,244.88)	
026 Real Estate Commission	4,551,051.74	427,354.54	895,715.71	4,082,690.57	2,421.35	4,085,111.92	
027 Reclamation	3,767,720.01	298,934.78	179,620.97	3,887,033.82	1,426.06	3,888,459.88	
02A Surveys and Maps	1,127,654.15	77,139.90	54,136.27	1,150,657.78	47.47	1,150,705.25	
02G Health Professions	19,615,844.65	5,291,125.63	8,047,182.71	16,859,787.57	58,015.82	16,917,803.39	
02H Business Enterprises Revolving	1,029,624.57	479,838.45	63,827.92	1,445,635.10	7,883.57	1,453,518.67	
02J Certified Public Accountants'	2,584,485.50	51,330.00	130,993.86	2,504,821.64	1,120.00	2,505,941.64	
02K Death Investigations	1,101,569.52	638,258.47	538,966.03	1,200,861.96	20,931.90	1,221,793.86	
02M Essential Rail Assistance	669,602.24	21,230.38	23,176.58	667,656.04	667,656.04	
02N Parkland Acquisition	13,679.86	13,679.86	13,679.86	
02R Aquatic Lands Enhancement	13,041,826.04	2,407.45	114,228.64	12,930,004.85	76,242.55	13,006,247.40	
02W Timber Tax Distribution	851,226.21	8,467,775.22	9,213,885.20	105,116.23	4,388.45	109,504.68	
030 Landowner Contingency Forest Fire Suppression	(776,228.70)	25.77	(50,006.33)	(726,196.60)	(726,196.60)	
039 Aeronautics	1,272,476.36	531,926.37	571,290.61	1,233,112.12	315,154.71	1,548,266.83	
03B Asbestos	934,790.45	41,461.00	21,458.80	954,792.65	3.04	954,795.69	
03C Emergency Medical Services and Trauma Care System Trust	12,620,705.67	2,012,170.96	2,290,708.16	12,342,168.47	1,360.00	12,343,528.47	
03F Enhanced 911	(7,286,284.39)	2,278,129.87	1,533,102.11	(6,541,256.63)	6,564.50	(6,534,692.13)	
03N Business License	5,827,328.83	3,171,267.16	2,638,340.01	6,360,255.98	75,852.90	6,436,108.88	
03P Fire Service Trust	494,257.62	5.00	(30.00)	494,292.62	40.00	494,332.62	
03R Safe Drinking Water	2,730,613.19	30,527.95	313,449.07	2,447,692.07	476.79	2,448,168.86	
041 Resource Management Cost	30,803,649.99	48,185.05	55,782.76	30,796,052.28	57,577.32	30,853,629.60	
042 Charitable, Educational, Penal, and Reformatory Institutions	5,317,961.29	7,862.98	265,751.05	5,060,073.22	2,525.91	5,062,599.13	
044 Waste Reduction, Recycling, and Litter Control	3,994,190.00	1,047,243.44	845,373.10	4,196,060.34	3,151.58	4,199,211.92	
045 State Vehicle Parking	286,636.18	318,815.95	212,072.04	393,380.09	1,995.00	395,375.09	
048 Marine Fuel Tax Refund	294,597.58	294,597.58	294,597.58	
04E Uniform Commercial Code	2,080,943.25	49,241.36	143,033.68	1,987,150.93	12.02	1,987,162.95	
04H Surface Mining Reclamation	1,464,410.43	160.34	(19,463.01)	1,484,033.78	1,484,033.78	
04M Recreational Fisheries Enhancement	1,103,068.70	12,854.58	112,791.43	1,003,131.85	1,236.53	1,004,368.38	
04R Drinking Water Assistance	49,013,206.24	3,293,255.48	2,943,520.06	49,362,941.66	17,377.41	49,380,319.07	
04V Vehicle License Fraud	181,756.62	5,918.43	187,675.05	187,675.05	
04W Waterworks Operator Certification	886,088.90	17,162.50	54,316.22	848,935.18	87.00	849,022.18	
058 Public Works Assistance	40,702,772.30	4,482,403.22	500,957.27	44,684,218.25	376.75	44,684,595.00	

RECEIPTS AND DISBURSEMENTS FOR TREASURY FUNDS

	November 1, 2019		November 2019		November 30, 2019		
	Beginning Book Balance		Plus Receipts	Less Disbursements	Ending Book Balance	Outstanding Warrants	Ending Cash Balance
SPECIAL REVENUE FUNDS (Continued)							
05H Disaster Response	\$ 2,466,692.27	\$	30,492.17	\$ 1,780,874.14	\$ 716,310.30	\$ 17,781.84	\$ 734,092.14
05R Drinking Water Assistance Administrative	4,320,818.42		38,947.00	49,442.90	4,310,322.52	2,025.88	4,312,348.40
05W State Drought Preparedness	2,524,913.22			178,879.20	2,346,034.02		2,346,034.02
06A Salmon Recovery	27,893.34				27,893.34		27,893.34
06G Real Estate Appraiser Commission	657,273.87		58,155.00	133,419.32	582,009.55	1.25	582,010.80
06K Lead Paint	122,841.84		3,000.00	2,024.98	123,816.86		123,816.86
06L Business and Professions	6,700,888.57		625,302.46	1,655,807.11	5,670,383.92	15,728.24	5,686,112.16
06R Real Estate Research	769,778.66		19,420.00		789,198.66	30.00	789,228.66
06T License Plate Technology	1,121,056.85		100,944.34	(1,259.58)	1,223,260.77	19.54	1,223,280.31
071 Warm Water Game Fish	966,325.95		12,016.61	83,092.94	895,249.62	4.42	895,254.04
07C Vessel Response	37,440.95		325.00		37,765.95		37,765.95
07W Domestic Violence Prevention	1,818,749.09		95,707.25	102,556.88	1,811,899.46	11,624.76	1,823,524.22
080 Grade Crossing Protective	197,447.73		283.91		197,731.64		197,731.64
081 State Patrol Highway	7,514,740.68		16,415,515.49	20,193,769.09	3,736,487.08	171,675.66	3,908,162.74
082 Motorcycle Safety Education	2,346,236.24		176,386.15	242,186.58	2,280,435.81	15,311.34	2,295,747.15
084 Building Code Council	574,016.85		96,968.01	52,809.61	618,175.25	2,032.61	620,207.86
086 Fire Service Training	3,910,037.88		4,736.00	386,031.53	3,528,742.35	244.39	3,528,986.74
087 Park Land Trust Revolving	3,010,617.05		133,092.93	105,581.48	3,038,128.50		3,038,128.50
08A Education Legacy Trust	1,241,401,030.96		31,632,557.32	22,108,658.11	1,250,924,930.17	608,354.55	1,251,533,284.72
08H Military Department Rental and Lease	2,568,120.05		39,754.01	13,159.74	2,594,714.32	617.15	2,595,331.47
08K Problem Gambling	841,554.37		65,542.89	74,167.63	832,929.63	18,012.50	850,942.13
08M Small City Pavement and Sidewalk	449,790.19		84,958.48	430,128.15	104,620.52		104,620.52
08R Waste Tire Removal	1,717,677.05		328,906.68	9,536.73	2,037,047.00		2,037,047.00
094 Transportation Infrastructure	9,262,429.13		105,299.26	735,034.39	8,632,694.00		8,632,694.00
095 Electrical License	15,108,098.76		2,486,708.06	2,327,988.00	15,266,818.82	32,342.46	15,299,161.28
096 Highway Infrastructure	1,702,341.12		214,080.80	1,198.72	1,915,223.20		1,915,223.20
097 Recreational Vehicle	2,324,459.26		26,532.46	237,810.70	2,113,181.02	9.00	2,113,190.02
099 Puget Sound Capital Construction	(8,822,833.29)		6,414,857.99	10,116,418.40	(12,524,393.70)		(12,524,393.70)
09E Freight Mobility Investment	13,160,302.29		19,054.59	1,047,732.76	12,131,624.12		12,131,624.12
09F High-Occupancy Toll Lanes Operations	9,387,948.48		13,235.85	63,673.09	9,337,511.24		9,337,511.24
09H Transportation Partnership	96,144,344.95		11,582,201.24	17,397,263.72	90,329,282.47	627,238.40	90,956,520.87
09P City-County Assistance	1,777,107.67		3,585,762.60		5,362,870.27		5,362,870.27
09T Washington Main Street Trust Fund	56,098.16			960.00	55,138.16		55,138.16
102 Rural Arterial Trust	19,670,710.91		1,688,664.28	3,884,329.35	17,475,045.84	10,846.68	17,485,892.52
104 State Wildlife	11,164,902.40		1,956,831.69	4,345,832.32	8,775,901.77	69,027.86	8,844,929.63
106 Highway Safety	36,622,816.55		11,114,107.31	6,980,633.55	40,756,290.31	205,677.15	40,961,967.46
107 Liquor Excise Tax	3,488,215.31		3,594,492.48	21,453.81	7,061,253.98		7,061,253.98
108 Motor Vehicle	393,876,099.46		152,583,419.23	153,345,190.80	393,114,327.89	3,891,027.21	397,005,355.10
109 Puget Sound Ferry Operations	14,953,457.31		16,575,157.30	22,383,150.42	9,145,464.19	131,679.73	9,277,143.92

RECEIPTS AND DISBURSEMENTS FOR TREASURY FUNDS

	November 1, 2019		November 2019		November 30, 2019		
	Beginning Book Balance	Plus Receipts	Less Disbursements	Ending Book Balance	Outstanding Warrants	Ending Cash Balance	
SPECIAL REVENUE FUNDS (Continued)							
10A Aquatic Algae Control	\$ 483,402.75	\$ 1,402.00	\$ 20,173.04	\$ 464,631.71	\$ 14,830.25	\$ 479,461.96	
10B Home Security Fund	6,417,966.38	2,595,124.20	2,530,987.93	6,482,102.65	65,282.08	6,547,384.73	
10G Water Rights Tracking System	730,357.79	730,357.79	730,357.79	
110 Special Wildlife	7,198,745.46	58,046.50	197,935.43	7,058,856.53	192.35	7,059,048.88	
111 Public Service Revolving	9,475,283.40	50,284.84	1,671,186.77	7,854,381.47	19,447.78	7,873,829.25	
113 Common School Construction	79,658,538.15	357,115.62	(3,524,221.98)	83,539,875.75	346.84	83,540,222.59	
116 Basic Data	40,859.00	40,859.00	40,859.00	
119 Unemployment Compensation Administration	277,415.24	11,642,933.06	11,797,263.51	123,084.79	2,253,672.46	2,376,757.25	
11B Regional Mobility Grant Program	52,547,768.72	76,210.23	1,957,185.62	50,666,793.33	243,395.00	50,910,188.33	
11E Freight Mobility Multimodal	13,081,099.23	18,809.40	13,099,908.63	13,099,908.63	
11H Forest and Fish Support	5,859,817.32	464,895.56	520,765.78	5,803,947.10	112,595.48	5,916,542.58	
11K Washington Auto Theft Prevention Authority	168,615.63	507,486.91	770,073.09	(93,970.55)	908.02	(93,062.53)	
120 Administrative Contingency	16,079,888.03	580,877.51	610,910.58	16,049,854.96	6,259.82	16,056,114.78	
12C Affordable Housing For All	2,436,855.96	455,258.85	197,961.76	2,694,153.05	4,120.50	2,698,273.55	
12M Charitable Organization Education	1,537,382.44	81,480.00	1,618,862.44	1,618,862.44	
12T Traumatic Brain Injury	661,143.69	198,456.50	108,876.49	750,723.70	91.16	750,814.86	
134 Employment Services Administrative	17,480,440.26	2,548,196.54	2,314,175.16	17,714,461.64	4,928.95	17,719,390.59	
138 Insurance Commissioner's Regulatory	30,465,188.38	29,712.64	2,596,339.59	27,898,561.43	3,587.88	27,902,149.31	
144 Transportation Improvement	11,516,492.63	8,111,911.88	9,527,636.99	10,100,767.52	4,287.64	10,105,055.16	
146 Firearms Range	1,541,685.81	24,372.54	1,566,058.35	1,566,058.35	
14A Wildlife Rehabilitation	662,355.96	9,435.77	11,667.35	660,124.38	1,393.07	661,517.45	
14G Ballast Water and Biofouling Management	48,656.87	100.00	48,556.87	48,556.87	
14M Financial Fraud & ID Theft	867,386.88	86,620.00	206,120.07	747,886.81	747,886.81	
14R Military Active State Service	345,355.70	345,355.70	345,355.70	
14V Ignition Interlock Device	4,788,762.54	349,818.14	661,204.96	4,477,375.72	87,161.65	4,564,537.37	
150 Low-Income Weatherization/ Structural Rehabilitation Assistance	1,744,095.64	27,497.41	17,661.44	1,753,931.61	1,753,931.61	
153 Rural Mobility Grant Program	4,118,263.35	6,824.97	1,181,293.00	2,943,795.32	45,567.00	2,989,362.32	
154 New Motor Vehicle Arbitration	1,277,000.13	53,985.00	71,383.73	1,259,601.40	3.00	1,259,604.40	
158 Aquatic Land Dredged Material Disposal Site	517,225.47	2.86	6,731.70	510,496.63	510,496.63	
159 Parks Improvement	1,599,539.79	20,444.08	30,857.74	1,589,126.13	333.00	1,589,459.13	
15H Cleanup Settlement	44,931,501.11	65,026.40	105,873.53	44,890,653.98	419.33	44,891,073.31	
15M Biotoxin	474,397.81	25,488.38	134,479.54	365,406.65	365,406.65	
160 Wood Stove Education and Enforcement	484,039.53	33,333.06	19,130.23	498,242.36	498,242.36	
162 Farm Labor Contractor	93,183.23	2,620.00	95,803.23	95,803.23	
167 Natural Resources Conservation Areas Stewardship	103,205.99	2.86	103,208.85	103,208.85	
16A Judicial Stabilization Trust	1,567,312.71	494,137.44	32,013.56	2,029,436.59	2,029,436.59	
16J SR 520 Corridor	98,026,213.81	(4,610,565.47)	(5,139,479.35)	98,555,127.69	126.00	98,555,253.69	
16M Appraisal Management Company	360,940.10	15,600.00	25,643.27	350,896.83	350,896.83	
16P Marine Resources Stewardship Trust	182,481.61	262.39	182,744.00	182,744.00	

RECEIPTS AND DISBURSEMENTS FOR TREASURY FUNDS

	November 1, 2019		November 2019		November 30, 2019		
	Beginning Book Balance		Plus Receipts	Less Disbursements	Ending Book Balance	Outstanding Warrants	Ending Cash Balance
SPECIAL REVENUE FUNDS (Continued)							
16W Hospital Safety Net Assessment	\$ 200,550,273.20	\$	5,437,940.34	\$ 128,453,897.95	\$ 77,534,315.59	\$ 158.86	\$ 77,534,474.45
172 Basic Health Plan Trust	1,546,699.00				1,546,699.00		1,546,699.00
173 State Toxics Control	3,399,692.74		(635,792.31)	56,367.09	2,707,533.34	228.98	2,707,762.32
174 Local Toxics Control	1,060,952.49		(1,060,952.49)				
176 Water Quality Permit	15,088,534.73		843,621.33	1,819,567.61	14,112,588.45	8,444.57	14,121,033.02
17B Home Visiting Services	8,188,524.61		921,184.07	1,201,975.53	7,907,733.15		7,907,733.15
17N Complete Streets Grant Program	722,464.00			350,000.00	372,464.00		372,464.00
17P SR520 Civil Penalties	11,396,862.27		16,058.28	(384,817.25)	11,797,737.80		11,797,737.80
17T Health Benefit Exchange	26,544,904.14		2,891,609.25		29,436,513.39		29,436,513.39
17W Limousine Carriers	120,876.57		1,524.00		122,400.57		122,400.57
182 Underground Storage Tank	1,197,982.24		101,500.40	135,185.75	1,164,296.89	625.94	1,164,922.83
186 County Arterial Preservation	429,567.44		1,282,703.29	1,319,309.77	392,960.96		392,960.96
18J Capital Vessel Replacement	18,672,741.00		1,839,571.50	(25,230.06)	20,537,542.56	389.89	20,537,932.45
18L Hydraulic Project Approval			115.75		115.75		115.75
199 Biosolids Permit	997,771.03		(1,357.72)	84,025.94	912,387.37	224.90	912,612.27
19A Medicaid Fraud Penalty	1,261,734.64		989,946.26	304,366.23	1,947,314.67	388.04	1,947,702.71
19C Forest Practice Application	783,630.06		68.72	(5,057.54)	788,756.32	295.00	789,051.32
19G Environmental Legacy Stewardship	1,109,718.75		(93,738.35)	1,015,980.40			
19T DOL Technology Improvement and Data Management	1,796,653.95		842.51	265,642.42	1,531,854.04		1,531,854.04
19V Andy Hill Cancer Research Endowment Fund	105,921.94		362,793.32		468,715.26		468,715.26
200 Regional Fisheries Enhancement Salmonid Recovery	(72,798.20)			73,722.22	(146,520.42)		(146,520.42)
201 Department of Licensing Services	2,798,517.40		205,752.95	81,351.79	2,922,918.56	40.49	2,922,959.05
202 Medical Test Site Licensure	807,270.74		17,275.81	114,392.54	710,154.01	150.00	710,304.01
204 Volunteer Fire Fighters' and Reserve Officers' Administrative	1,580,688.74		2,299.99	32,868.24	1,550,120.49	3,269.05	1,553,389.54
207 Hazardous Waste Assistance	3,031,564.05		552.97	183,080.15	2,849,036.87	2,292.74	2,851,329.61
20B Brownfield Redevelopment Trust Fund							
20H Connecting Washington	516,787,210.05		33,456,844.54	54,414,211.69	495,829,842.90	9,258,693.07	505,088,535.97
20J Electric Vehicle	3,480,906.69		591,472.90	368.75	4,072,010.84	75.00	4,072,085.84
20M Puget Sound Taxpayer Accountability	4,502.09		2,688,527.73		2,693,029.82		2,693,029.82
20N Transportation Future Funding Program	2,367,160.42		3,403.74		2,370,564.16		2,370,564.16
20R Radioactive Mixed Waste	1,308,716.23		68,602.61	775,679.30	601,639.54	2,542.79	604,182.33
20T PLIA Underground Storage Tank Revolving	23,370,623.00		33,676.63	67,782.58	23,336,517.05	32.92	23,336,549.97
20V Economic Gardening Pilot Project							
215 Special Category C	1,691,574.75		112,004.16	387,029.23	1,416,549.68		1,416,549.68
216 Air Pollution Control	27,364,471.40		(368,813.39)	784,789.76	26,210,868.25	2,107.69	26,212,975.94
217 Oil Spill Prevention	5,901,259.38		485,341.80	552,896.18	5,833,705.00	3,259.31	5,836,964.31
218 Multimodal Transportation	196,280,628.01		18,442,045.56	14,784,961.65	199,937,711.92	849,117.86	200,786,829.78
21E Concealed Pistol License Renewal	167,314.01		9,400.44	1,082.27	175,632.18		175,632.18
21H Wastewater Treatment Plant Operator Certification	164,468.00		48,784.00	300.00	212,952.00		212,952.00

RECEIPTS AND DISBURSEMENTS FOR TREASURY FUNDS

	November 1, 2019		November 2019		November 30, 2019		
	Beginning Book Balance		Plus Receipts	Less Disbursements	Ending Book Balance	Outstanding Warrants	Ending Cash Balance
SPECIAL REVENUE FUNDS (Continued)							
21M Distracted Driving Prevention	\$ 14,818.23	\$	922.42	\$	\$ 15,740.65	\$	\$ 15,740.65
21S Aquatic Invasive Species Management	82,116.85		3,194.00	40,815.67	44,495.18	1,293.93	45,789.11
21V Construction Registration Inspection	3,046,757.31		1,037,290.74	1,027,307.10	3,056,740.95	30,714.50	3,087,455.45
222 Freshwater Aquatic Weeds	1,105,382.29		11,247.00	54,698.08	1,061,931.21	225.25	1,062,156.46
223 State Oil Spill Response	2,785,877.78		134,602.00	2,154,865.57	765,614.21	765,614.21
22J Abandoned Recreational Vehicle Disposal	674,038.09		50,930.79	7,386.79	717,582.09	5,357.00	722,939.09
22M Energy Efficiency	9,942,582.80		29,081.21	11,260.01	9,960,404.00	9,960,404.00
22R Internet Consumer Access
22U Secure Drug Take-Back Program	263.38	(263.38)	(263.38)
22W Public Disclosure Transparency	848,402.13		9,207.30	21,200.00	836,409.43	836,409.43
234 Public Works Administration	12,167,194.10		290,376.92	565,625.77	11,891,945.25	29,453.73	11,921,398.98
235 Youth Tobacco & Vapor Product Prevention	1,736,456.89		99,727.24	138,404.49	1,697,779.64	4,812.91	1,702,592.55
237 Recreation Access Pass	1,503,998.80		(633,181.41)	270.00	870,547.39	400.00	870,947.39
23G Vulnerable Roadway User Education		2.00	2.00	2.00
23N Model Toxics Control Capital	34,371,767.78		17,039,474.65	1,260,014.16	50,151,228.27	737,690.16	50,888,918.43
23P Model Toxics Control Operating	34,914,597.30		2,760,796.83	9,871,945.23	27,803,448.90	226,257.22	28,029,706.12
23R Model Toxics Control Stormwater	16,849,968.34		3,818,144.90	69,240.75	20,598,872.49	211,397.18	20,810,269.67
23S Puget Sound Gateway Facility
23T Congestion Relief Traffic Safety	4,050.93		3,302.36	7,353.29	7,353.29
23V Voluntary Cleanup
23W Paint Product Stewardship	37.77	37.77
24B Foundational Public Health Services	5,063,535.81		362,798.22	11,917.89	5,414,416.14	5,414,416.14
24J Workforce Education Investment	(6,807,119.11)		(5,326.94)	16,668,466.45	(23,480,912.50)	(23,480,912.50)
24K Agency Financial Transaction
260 University of Washington Operating Fees	123.54		123.54	123.54
262 Manufactured Home Installation Training	650,207.20		16,860.80	24,765.59	642,302.41	885.50	643,187.91
263 Community and Economic Development Fee	4,761,533.88		72,280.00	148,532.15	4,685,281.73	30,360.68	4,715,642.41
267 Recreation Resources	23,250,603.28		839,119.08	717,917.23	23,371,805.13	23,371,805.13
268 Nonhighway and Off-Road Vehicle Activities (NOVA) Program	11,982,962.96		537,183.06	501,095.35	12,019,050.67	31,801.44	12,050,852.11
269 Parks Renewal and Stewardship	21,857,443.77		5,453,996.12	5,145,108.03	22,166,331.86	105,604.19	22,271,936.05
271 Washington State University Operating Fees
275 Central Washington University Operating Fees
277 State Agency Parking	298,310.45		12,402.50	5,801.89	304,911.06	315.00	305,226.06
296 Columbia River Basin Water Supply Rev Recovery	5,831,177.93		68,448.99	5,899,626.92	5,899,626.92
315 Dedicated Marijuana Fund	114,058,744.74		35,820,061.26	4,366,126.92	145,512,679.08	75,899.09	145,588,578.17
319 Public Health Supplemental	2,811,520.18		10,853.89	228,259.08	2,594,114.99	473,856.91	3,067,971.90
404 State Treasurer's Service	30,316,642.44		2,307,260.88	756,734.42	31,867,168.90	270.89	31,867,439.79
408 Coastal Protection	1,244,298.95		74,991.48	6,819.49	1,312,470.94	1,312,470.94
441 Local Government Archives	1,743,310.86		469,282.82	271,346.19	1,941,247.49	183.45	1,941,430.94

RECEIPTS AND DISBURSEMENTS FOR TREASURY FUNDS

	November 1, 2019		November 2019		November 30, 2019		
	Beginning Book Balance		Plus Receipts	Less Disbursements	Ending Book Balance	Outstanding Warrants	Ending Cash Balance
SPECIAL REVENUE FUNDS (Continued)							
500 Perpetual Surveillance and Maintenance	\$ 47,560,075.96	\$	80,891.48	\$	47,640,967.44	\$	47,640,967.44
507 Oyster Reserve Land	639,636.56		2,954.43	7,341.66	635,249.33	43.23	635,292.56
511 Tacoma Narrows Toll Bridge	25,839,200.14		(9,403,596.81)	(4,203,843.35)	20,639,446.68		20,639,446.68
513 Derelict Vessel Removal	1,139,911.51		4,271.00	36,244.12	1,107,938.39	6,802.08	1,114,740.47
532 Washington Housing Trust	9,591,674.42		980,544.08	282,007.25	10,290,211.25	242,777.60	10,532,988.85
535 Alaskan Way Viaduct Replacement Project	2,953,488.41		27,052.57	18,190,641.49	(15,210,100.51)	2,594.10	(15,207,506.41)
549 Election	5,958,667.29		9,095.56	115,362.04	5,852,400.81	9,500.00	5,861,900.81
550 Transportation 2003	(16,550,262.28)		1,665,230.44	429,104.51	(15,314,136.35)	563.97	(15,313,572.38)
562 Skilled Nursing Facility Safety Net Trust	4,739,905.30		4,677.33	(133,203.24)	4,877,785.87	17,775.05	4,895,560.92
564 Water Pollution Control Revolving Administration	3,890,507.50		855,985.54	149,383.79	4,597,109.25	330.66	4,597,439.91
565 Yakima Integrated Plan Implementation Revenue Recovery
566 Community Forest Trust	139,707.21		200.28	139,907.49	139,907.49
571 Multiuse Roadway Safety	454,106.38		7,535.66	461,642.04	461,642.04
595 I-405 and SR-167 Express Toll Lanes	60,856,708.12		12,026.88	(1,779,864.54)	62,648,599.54	62,648,599.54
600 Department of Retirement Systems Expense	12,370,647.86		3,639,459.80	2,504,794.70	13,505,312.96	7,923.26	13,513,236.22
689 Rural Washington Loan	3,756,356.54		5,425.33	91,161.84	3,670,620.03	3,670,620.03
727 Water Pollution Control Revolving	184,060,431.09		20,974,568.26	9,039,694.24	195,995,305.11	195,995,305.11
733 Capitol Campus Reserve
777 Prostitution Prevention and Intervention	131,784.07		24,094.77	1,206.35	154,672.49	154,672.49
785 State Educational Trust Fund	7,385,138.28		29,056.95	5,251.78	7,408,943.45	2,364.57	7,411,308.02
818 Youth Athletic Facility	188,214.22		270.63	188,484.85	188,484.85
825 Tobacco Settlement
844 Money-Purchase Retirement Savings Administrative
874 OASI Revolving	168,146.60		1.88	13,052.02	155,096.46	37.06	155,133.52
887 Public Facilities Construction Loan Revolving	22,912,829.75		92,991.43	35,793.76	22,970,027.42	807.80	22,970,835.22
888 Deferred Compensation Administrative	1,175,621.65		(83,936.37)	162,409.33	929,275.95	224.48	929,500.43
893 Radiation Perpetual Maintenance	\$352,023.19		506.18	352,529.37	352,529.37
TOTAL SPECIAL REVENUE FUNDS	\$ 4,346,895,260.80	\$	478,540,018.10	\$	606,545,349.23	\$	4,218,889,929.67
DEBT SERVICE FUNDS							
303 Highway Bond Retirement	\$ 75,617,729.30	\$	42,172,428.84	\$	117,790,158.14	\$	117,790,158.14
304 Ferry Bond Retirement	6,332,252.72		1,178,403.91	7,510,656.63	7,510,656.63
305 Transportation Improvement Board Bond Retirement	3,542,708.65		567,577.69	4,110,286.34	4,110,286.34
347 Washington State University Bond Retirement	13,327,841.80		(1,216,106.47)	(1,022,797.53)	13,134,532.86	13,134,532.86
348 University of Washington Bond Retirement	15,864,038.49		(1,487,523.74)	223,941.03	14,152,573.72	14,152,573.72
380 Debt-Limit General Fund Bond Retirement	823.03		823.03	823.03
381 Debt-Limit Reimbursable Bond Retirement
382 Nondebt-Limit General Fund Bond Retirement
383 Nondebt-Limit Reimbursable Bond Retirement	5,927.39		5,927.39	5,927.39

RECEIPTS AND DISBURSEMENTS FOR TREASURY FUNDS

	November 1, 2019	November 2019		November 30, 2019		
	Beginning Book Balance	Plus Receipts	Less Disbursements	Ending Book Balance	Outstanding Warrants	Ending Cash Balance
DEBT SERVICE FUNDS (Continued)						
384 Nondebt-Limit Proprietary Appropriated Bond Retirement	\$	\$	\$	\$	\$	\$
385 Nondebt-Limit Proprietary Nonappropriated Bond Retirement
386 Nondebt-Limit Revenue Bond Retirement
389 Toll Facility Bond Retirement	\$27,823,470.06	4,697,270.50	32,520,740.56	32,520,740.56
TOTAL DEBT SERVICE FUNDS	\$ 142,514,791.44	\$ 45,912,050.73	\$ (798,856.50)	\$ 189,225,698.67	\$	\$ 189,225,698.67
CAPITAL PROJECTS FUNDS						
01L Higher Education Construction	\$	\$	\$	\$	\$	\$
036 Capitol Building Construction	6,131,236.67	8,917.07	(435,520.23)	6,575,673.97	6,575,673.97
056 State Higher Education Construction	2,424.46	3.49	2,427.95	2,427.95
057 State Building Construction	219,640,463.97	(163,761.16)	101,269,768.04	118,206,934.77	4,140,476.18	122,347,410.95
060 Community and Technical College Capital Projects	4,486,387.29	1,001,144.20	1,249,774.86	4,237,756.63	4,237,756.63
061 Eastern Washington University Capital Projects	3,517,386.92	87,095.11	223,819.60	3,380,662.43	3,380,662.43
062 Washington State University Building	541,327.32	2,165,882.17	1,324,695.33	1,382,514.16	1,382,514.16
063 Central Washington University Capital Projects	4,682,256.74	1,634,537.28	529,719.14	5,787,074.88	5,787,074.88
064 University of Washington Building	13,356,716.43	10,925.17	4,239,290.59	9,128,351.01	9,128,351.01
065 Western Washington University Capital Projects	5,672,579.22	90,283.15	227,268.17	5,535,594.20	5,535,594.20
066 The Evergreen State College Capital Projects	2,292,054.61	85,650.93	4,470.87	2,373,234.67	2,373,234.67
075 State Social and Health Services Construction	5,371.39	4,025.00	9,396.39	9,396.39
18B Columbia River Basin Tax Bond Water Supply Development	1,228,228.30	1,766.07	1,229,994.37	1,229,994.37
245 Public Safety Reimbursable Bond	4.12	4.12	4.12
246 Community and Technical College Forest Reserve	4,948,610.51	377.94	4,948,988.45	4,948,988.45
289 Thurston County Capital Facilities	4,010,599.01	329,983.47	(6,933.95)	4,347,516.43	4,347,516.43
357 Gardner-Evans Higher Education Construction	45,698.05	45,698.05	45,698.05
364 Military Department Capital	\$1,824,599.55	1,824,599.55	1,824,599.55
TOTAL CAPITAL PROJECTS FUNDS	\$ 272,385,944.56	\$ 5,256,829.89	\$ 108,626,352.42	\$ 169,016,422.03	\$ 4,140,476.18	\$ 173,156,898.21
PERMANENT FUNDS						
04B Natural Resources Real Property Replacement	\$ 10,623,291.32	\$ 15,346.62	\$	\$ 10,638,637.94	\$	\$ 10,638,637.94
601 Agricultural Permanent	667,634.04	(0.01)	205,335.44	462,298.59	462,298.59
603 Millersylvania Park Trust	5,647.33	8.12	5,655.45	5,655.45
604 Normal School Permanent	127,761.94	(0.02)	(45,286.99)	173,048.91	173,048.91
605 Permanent Common School	61,366.88	(0.04)	59,085.25	2,281.59	2,281.59
606 Scientific Permanent	180,949.16	(98,628.06)	(17,288.35)	99,609.45	99,609.45
607 State University Permanent	155,429.84	(0.02)	3,999.98	151,429.84	151,429.84
851 Developmental Disabilities Community Trust	\$3,622,142.14	5,208.28	3,627,350.42	3,627,350.42
TOTAL PERMANENT FUNDS	\$ 15,444,222.65	\$ (78,065.13)	\$ 205,845.33	\$ 15,160,312.19	\$	\$ 15,160,312.19
ENTERPRISE FUNDS						
401 Correctional Industries	\$ 7,559,069.83	\$ 6,746,847.85	\$ 8,484,840.50	\$ 5,821,077.18	\$ 160,342.20	\$ 5,981,419.38

RECEIPTS AND DISBURSEMENTS FOR TREASURY FUNDS

	November 1, 2019	November 2019		November 30, 2019		
	Beginning Book Balance	Plus Receipts	Less Disbursements	Ending Book Balance	Outstanding Warrants	Ending Cash Balance
ENTERPRISE FUNDS (Continued)						
407 Secretary of State's Revolving	\$ 8,001,603.36	\$ 694,991.41	\$ 668,040.33	\$ 8,028,554.44	\$ 70.00	\$ 8,028,624.44
578 Lottery Administrative	592,873.17	1,201,200.00	1,120,563.20	673,509.97	18,586.53	692,096.50
608 Accident	11,697,817.92	215,719,452.20	228,945,037.78	(1,527,767.66)	13,901,114.33	12,373,346.67
609 Medical Aid	8,802,492.23	148,811,169.17	155,797,797.55	1,815,863.85	3,606,522.20	5,422,386.05
610 Accident Reserve	26,750,820.94	62,835,520.63	89,033,349.62	552,991.95	797,971.37	1,350,963.32
881 Supplemental Pension	6,322,098.48	141,011,872.24	144,871,236.20	2,462,734.52	2,021,784.64	4,484,519.16
883 Second Injury	\$35,378,616.55	1,645,955.58	258,502.18	36,766,069.95	11,482.04	36,777,551.99
TOTAL ENTERPRISE FUNDS	\$ 105,105,392.48	\$ 578,667,009.08	\$ 629,179,367.36	\$ 54,593,034.20	\$ 20,517,873.31	\$ 75,110,907.51
INTERNAL SERVICE FUNDS						
006 Public Records Efficiency, Preservation & Access	\$ 2,398,485.19	\$ 287,584.61	\$ 299,578.65	\$ 2,386,491.15	\$	\$ 2,386,491.15
405 Legal Services Revolving	7,909,276.30	10,853,936.33	12,328,805.90	6,434,406.73	79,658.66	6,514,065.39
410 Transportation Equipment	12,336,901.07	1,034,459.15	(3,637,581.67)	17,008,941.89	2,593.31	17,011,535.20
415 Personnel Service	5,613,122.11	499,541.68	494,765.27	5,617,898.52	190.73	5,618,089.25
418 State Health Care Authority Administrative	1,392,662.01	1,218,622.87	1,294,741.75	1,316,543.13	2,012.41	1,318,555.54
455 Higher Education Personnel Service	584,039.32	13,805.00	112,976.22	484,868.10	484,868.10
468 OFM Central Service	2,282,652.70	101,009.90	739,028.30	1,644,634.30	827.72	1,645,462.02
483 Auditing Services Revolving	(840,175.02)	151,144.49	504,210.56	(1,193,241.09)	431.46	(1,192,809.63)
484 Administrative Hearings Revolving	(1,693,165.67)	2,505,116.89	1,850,404.28	(1,038,453.06)	28,308.58	(1,010,144.48)
492 School Employees' Insurance Administrative	\$15,748,781.97	74.95	1,177,949.74	14,570,907.18	673.99	14,571,581.17
TOTAL INTERNAL SERVICE FUNDS	\$ 45,732,579.98	\$ 16,665,295.87	\$ 15,164,879.00	\$ 47,232,996.85	\$ 114,696.86	\$ 47,347,693.71
PENSION TRUST FUNDS						
614 Volunteer Firefighters' Relief and Pension Principal	\$ 17,511,162.39	\$ 554,001.75	\$ 2,869,184.40	\$ 15,195,979.74	\$ 97,296.94	\$ 15,293,276.68
615 State Patrol - Plan1	869,950.77	6,751,194.37	7,364,223.72	256,921.42	10,475.85	267,397.27
616 Judges' Retirement	1,088,363.68	1,527.46	23,562.10	1,066,329.04	1,066,329.04
630 State Patrol - Plan 2	391,358.66	1,388,648.42	1,409,855.79	370,151.29	370,151.29
631 Public Employees' Retirement System Plan 1	8,950,153.39	161,552,662.28	168,958,886.10	1,543,929.57	245,535.29	1,789,464.86
632 Teachers' Retirement System Plan 1	6,728,236.32	110,692,097.49	117,963,585.70	(543,251.89)	132,363.91	(410,887.98)
633 School Employees' Retirement System Combined Plan 2 & 3	4,858,201.62	64,821,623.32	66,528,400.14	3,151,424.80	45,234.79	3,196,659.59
635 Public Safety Employees Retirement System Plan 2	249,437.49	9,708,611.39	9,687,736.88	270,312.00	5,355.74	275,667.74
641 Public Employees' Retirement System Combined Plan 2 & 3	11,748,477.90	298,282,965.80	306,390,003.45	3,641,440.25	520,389.44	4,161,829.69
642 Teachers' Retirement System Combined Plan 2 and 3	14,198,260.18	193,656,942.74	201,638,888.60	6,216,314.32	152,392.39	6,368,706.71
722 Deferred Compensation Principal	2,875,352.30	43,095,641.34	45,298,150.68	672,842.96	125.00	672,967.96
729 Judicial Retirement Principal	9,767.27	12,973.16	12,956.86	9,783.57	9,783.57
819 LEOFF Plan 1 Retirement	2,707,927.57	31,252,064.36	32,915,453.71	1,044,538.22	71,319.90	1,115,858.12
829 LEOFF Plan 2 Retirement	4,061,070.15	58,496,824.49	61,095,289.45	1,462,605.19	81,030.41	1,543,635.60
882 Washington Judicial Retirement System	\$9,837,013.23	13,643.72	767,497.58	9,083,159.37	9,083,159.37
TOTAL PENSION TRUST FUNDS	\$ 86,084,732.92	\$ 980,281,422.09	\$ 1,022,923,675.16	\$ 43,442,479.85	\$ 1,361,519.66	\$ 44,803,999.51

RECEIPTS AND DISBURSEMENTS FOR TREASURY FUNDS

	November 1, 2019	November 2019		November 30, 2019		
	Beginning Book Balance	Plus Receipts	Less Disbursements	Ending Book Balance	Outstanding Warrants	Ending Cash Balance
AGENCY FUNDS						
01P Suspense	\$ 61,271,587.07	\$ 2,237,884,245.93	\$ 2,233,079,827.15	\$ 66,076,005.85	\$ 265,937.65	\$ 66,341,943.50
01R Undistributed Receipts	317,541.24	(316,475.72)	1,065.52	1,065.52
01T Local Leasehold Excise Tax	2,471,708.76	(5,441,309.65)	7,913,018.41	7,913,018.41
034 Local Sales and Use Tax
035 State Payroll Revolving	16,379,694.69	535,669,099.42	533,470,101.75	18,578,692.36	2,422,253.36	21,000,945.72
768 Local Real Estate Excise Tax
795 State Investment Board Commingled Monthly Bond
847 Separately Managed State Agency Investment
865 State Investment Board Commingled Trust
877 OASI Contribution
TOTAL AGENCY FUNDS	\$ 80,440,531.76	\$ 2,773,236,869.63	\$ 2,761,108,619.25	\$ 92,568,782.14	\$ 2,688,191.01	\$ 95,256,973.15
TOTAL TREASURY FUNDS	\$ 5,887,020,416.25	\$ 9,481,750,615.63	\$ 8,423,877,218.40	\$ 6,944,893,813.48	\$ 108,869,788.37	\$ 7,053,763,601.85

RECEIPTS AND DISBURSEMENTS FOR TREASURER'S TRUST FUNDS

	November 1, 2019	November 2019		November 30, 2019		
	Beginning Book Balance	Plus Receipts	Less Disbursements	Ending Book Balance	Outstanding Warrants	Ending Cash Balance
GENERAL FUND						
06N Local Tax Administration	\$	\$	\$	\$	\$	\$
07F Commercial Fisheries Buyback
08B Foster Care Endowed Scholarship Trust	16,084.49	23.13	16,107.62	16,107.62
08E Individual Development Account Program	2,012.52	2.89	2,015.41	2,015.41
08N State Financial Aid	23,326,510.51	44,454,729.29	45,069,793.19	22,711,446.61	18,137.24	22,729,583.85
08T Transportation Innovative Partnership
10V Invasive Species Council
11M Poet Laureate	115.55	115.55	115.55
11R Hospital Infection Control Grant
12L Outdoor Education and Recreation Prog	821,828.18	44,715.43	777,112.75	777,112.75
12P Geoduck Aquaculture Research	387,825.73	84,360.89	303,464.84	303,464.84
131 Fair	2,190,599.09	3,158.80	9,615.41	2,184,142.48	2,184,142.48
14N Legislative Oral History	60,650.20	7,500.00	53,150.20	53,150.20
14P Skeletal Human Remains Assistance	290,642.30	290,642.30	290,642.30
15B Food Animal Vet Scholarship
15N Business Assistance
16F Washington State Flag
16K Mortgage Recovery
16R Multiagency Permitting Team	96,028.59	138.08	96,166.67	96,166.67
17R Aerospace Training Student Loan	214,880.30	9,161.61	14,866.96	209,174.95	43.33	209,218.28
18C Native Education Public-Private Partnership
18F High School Completion
18G Opportunity Scholarship Match Transfer	5,681,311.69	188,318.72	5,492,992.97	5,492,992.97
18K 24/7 Sobriety	11,367.55	1,021.55	12,389.10	12,389.10
18V Science, Technology, Engineering and Math Education Lighthouse
19J Universal Communications Services	8,575,651.85	8,575,651.85	8,575,651.85
20L Early Start
21J Gina Grant Bull Memorial Legislative Page Scholarship	51,957.07	74.62	52,031.69	52,031.69
21K Skilled Worker Awareness Grant Program	113,727.81	5,000.00	108,727.81	108,727.81
21L Low-Income Home Rehab Revolving Loan Program
21T Suicide-Safer Homes Project	25,000.01	25,000.01	25,000.01
22A State Agency Office Relocation Pool	5,616,442.90	5,616,442.90	5,616,442.90
22B Highway Worker Memorial Scholarship
22S Landlord Mitigation Program	428,920.05	675,765.95	365,796.27	738,889.73	200,622.60	939,512.33
22V Medical Student Loan	491,479.24	491,479.24	491,479.24
23B Rural Jobs Program Match Transfer
23E Washington History Day	50,629.01	5,873.07	49.17	56,452.91	56,452.91
23F Open Educational Resources
23L Indian Health Improvement Reinvestment

RECEIPTS AND DISBURSEMENTS FOR TREASURER'S TRUST FUNDS

	November 1, 2019	November 2019		November 30, 2019		
	Beginning Book Balance	Plus Receipts	Less Disbursements	Ending Book Balance	Outstanding Warrants	Ending Cash Balance
GENERAL FUND (Continued)						
24A Behavioral Health Loan Repayment Program	\$ 1,000,000.00	\$	\$	\$ 1,000,000.00	\$	\$ 1,000,000.00
24F Veterans Service Officer
290 Savings Incentive	2,147,781.12	20,117.97	2,127,663.15	403.55	2,128,066.70
447 Information Technology Investment Revolving	44,671,618.86	(200,383.70)	44,872,002.56	44,872,002.56
473 School Employees Insurance Reserve
474 School Employees Flexible & Dependent Care Administration
475 School Employees Dental Benefits Administration
490 Regional Transportation Investment District
493 School Employees' Insurance	(26,853.65)	37,678.65	451,252.89	(440,427.89)	390.06	(440,037.83)
494 School Employees' Benefits Board Administration	112,500.00	(112,500.00)	(112,500.00)
514 Agricultural Conservation Easements
534 Washington Graduate Fellowship Trust	489.80	489.80	489.80
551 Washington Youth and Families	124,634.31	124,634.31	124,634.31
552 Conservation Assistance Revolving	444,266.45	444,266.45	444,266.45
567 Long-Term Services and Supports Trust	1,127,165.65	1,691.20	46,534.12	1,082,322.73	1,082,322.73
646 Higher Ed Retirement Plan Supplemental Benefit	16,614.74	1,231,965.33	1,247,454.60	1,125.47	1,125.47
653 Washington Distinguished Professorship Trust
743 College Faculty Awards Trust	186.14	186.14	186.14
747 Health Professional Loan Repayment & Scholarship Program	8,101,833.14	2,467.44	205,960.77	7,898,339.81	27,906.23	7,926,246.04
748 Higher Education Coord. Board for Innovation and Quality
781 Cross-State Trail	473.10	473.10	473.10
793 Health Insurance Pool
817 Stadium and Exhibition Center Construction
835 Four Year Student Child Care in Higher Education	\$80,326.57	80,326.57	80,326.57
TOTAL GENERAL FUND	\$ 106,142,200.87	\$ 46,423,751.61	\$ 47,673,452.69	\$ 104,892,499.79	\$ 247,503.01	\$ 105,140,002.80
SPECIAL REVENUE FUNDS						
01F Crime Victims' Compensation	\$ 785,739.48	\$ 135,889.87	\$	\$ 921,629.35	\$	\$ 921,629.35
03K Industrial Insurance Premium Refund	4,552,828.80	128,829.74	91,937.09	4,589,721.45	5,116.99	4,594,838.44
04F Real Estate Education Program	678,530.30	1,711.32	680,241.62	680,241.62
06H Oral History, State Library, and Archives	36,594.19	48,001.34	42,230.57	42,364.96	42,364.96
06J Securities Prosecution	573,389.64	13,125.00	586,514.64	586,514.64
07A Mortgage Lending Fraud Prosecution	158,239.67	37,004.66	195,244.33	195,244.33
07B Organ and Tissue Donation Awareness	136,692.64	19,603.97	156,296.61	156,296.61
07E Contract Harvesting Revolving	11,862,779.64	18,331.39	4,388,654.66	7,492,456.37	292,927.94	7,785,384.31
07J "Helping Kids Speak"	3,502.34	1,633.32	2,408.00	2,727.66	2,727.66
07K Special License Plate Applicant Trust	12,206.00	12,206.00	12,206.00
07L Legislative International Trade	299.15	299.15	299.15
07N Produce Railcar Pool	49.75	0.07	49.82	49.82

RECEIPTS AND DISBURSEMENTS FOR TREASURER'S TRUST FUNDS

	November 1, 2019		November 2019		November 30, 2019		
	Beginning Book Balance		Plus Receipts	Less Disbursements	Ending Book Balance	Outstanding Warrants	Ending Cash Balance
SPECIAL REVENUE FUNDS (Continued)							
07T Commemorative Works	\$ 3,402.18	\$	4.89	\$	\$ 3,407.07	\$	\$ 3,407.07
07V Fish and Wildlife Enforcement Reward	516,302.11		8,761.71	29,393.28	495,670.54	495,670.54
08C Gonzaga University Alumni Association	5,909.04		2,459.34	3,824.34	4,544.04	4,544.04
08F Lighthouse Environmental Programs	13,528.67		5,175.36	8,509.70	10,194.33	10,194.33
08G Flexible Spending Administrative	2,454,919.27		7,128.33	47,295.16	2,414,752.44	2,414,752.44
08J Prescription Drug Consortium	42,947.77		42,947.77	42,947.77
08L "Ski & Ride Washington"	4,410.52		2,149.02	3,952.96	2,606.58	2,606.58
08P State Parks Education and Enhancement	387,757.29		7,989.30	5,757.16	389,989.43	389,989.43
08V Veterans Stewardship	1,235,878.71		38,775.53	81,361.74	1,193,292.50	50.03	1,193,342.53
08W "Washington's National Park Fund"	27,334.93		13,570.67	22,561.03	18,344.57	18,344.57
098 Eastern Washington Pheasant Enhancement	358,412.85		20,075.72	25,982.59	352,505.98	105.70	352,611.68
09A We Love Our Pets	12,207.90		2,991.33	4,624.66	10,574.57	10,574.57
09B Boating Safety Education Certification	714,508.40		5,275.00	162,086.06	557,697.34	25,265.55	582,962.89
09J Washington Coastal Crab Pot Buoy Tag	292,649.52		32,097.50	95,172.34	229,574.68	229,574.68
09K Life Sciences Discovery	76,329.58		42,168.99	12,815.55	105,683.02	105,683.02
09L Nursing Resource Center	229,032.79		47,875.00	3,524.94	273,382.85	65.00	273,447.85
10F "Share the Road"	18,203.71		4,083.34	7,525.00	14,762.05	14,762.05
11A Employment Training Finance	219,521.36		21,042.30	240,563.66	240,563.66
11J Electronic Products Recycling	536,797.66		76,678.50	22,021.81	591,454.35	81.03	591,535.38
11P Large On-Site Sewage Systems
11V Veteran Estate Management	42,626.26		30,418.70	28,765.91	44,279.05	1,395.00	45,674.05
126 Agricultural Local	6,183,258.39		13,287,926.76	4,280,309.33	15,190,875.82	66,383.28	15,257,259.10
128 Grain Inspection Revolving	2,811,748.16		815,692.28	1,221,345.07	2,406,095.37	2,465.27	2,408,560.64
12E Assisted Living Facility Management	371,011.43		(11,338.82)	382,350.25	382,350.25
12F Manufactured/Mobile Home Dispute Resol	2,573,351.41		55,101.00	54,678.69	2,573,773.72	2,573,773.72
12G Rockfish Research	352,954.42		4,764.00	19,550.44	338,167.98	36.50	338,204.48
12H Uniformed Service Shared Leave Pool	819,846.65		2,198.01	817,648.64	817,648.64
12N Get Ready For Math & Science Schlarshp	124,886.23		2,277.35	127,163.58	127,163.58
133 Children's Trust	459,460.93		3,562.33	5.00	463,018.26	463,018.26
14E Washington State Library Operations	2,771,234.36		558,747.51	464,863.28	2,865,118.59	12,747.35	2,877,865.94
14W Reduced Cigarette Ignition Propensity	641,189.12		5,664.01	423.80	646,429.33	646,429.33
15A Transitional Housing Oper & Rent	0.41		0.41	0.41
15T Broadband Mapping
15V Funeral and Cemetery	565,353.20		11,243.84	178,326.69	398,270.35	259.84	398,530.19
15W Guaranteed Asset Protection Waiver	19,750.00		19,750.00	19,750.00
163 Worker and Community Right to Know	2,677,165.34		44,258.08	208,220.90	2,513,202.52	816.46	2,514,018.98
169 Horse Racing Commission Operating	594,335.26		114,541.88	89,477.65	619,399.49	114.70	619,514.19
16B Landscape Architects' License	314,608.68		9,850.00	24,053.37	300,405.31	487.91	300,893.22
16E Spec Forest Products Outreach/Education	65,883.80		875.17	66,758.97	66,758.97

RECEIPTS AND DISBURSEMENTS FOR TREASURER'S TRUST FUNDS

	November 1, 2019		November 2019		November 30, 2019		
	Beginning Book Balance		Plus Receipts	Less Disbursements	Ending Book Balance	Outstanding Warrants	Ending Cash Balance
SPECIAL REVENUE FUNDS (Continued)							
16G Universal Vaccine Purchase	\$ 7,768,769.61	\$	4,055,477.25	\$ 5,139,066.62	\$ 6,685,180.24	\$	\$ 6,685,180.24
16H Columbia River Salmon/Steelhead Endorsement	7.50	7.50
16L Accessible Communities	495,529.95		11,050.11	6,145.29	500,434.77	500,434.77
16N Disabled Veterans Assistance
16T Product Stewardship Programs	253,117.29		(820.55)	5,862.82	246,433.92	42.41	246,476.33
17L Foreclosure Fairness	501,055.48		256,450.00	72,786.49	684,718.99	684,718.99
17M Individual-Based/Portable Background Check Clearance	163,781.21		26,485.00	1,520.29	188,745.92	432.00	189,177.92
17V Volunteer Firefighters	5,817.00		2,543.33	2,713.67	5,646.66	5,646.66
180 Local Government Administrative Hearings	267,864.82		267,864.82	267,864.82
189 Clarke-McNary
18A Investing In Innovation	34,347.09		34,347.09	34,347.09
18E Educator Certification Processing	2,712,433.96		79,452.00	256,566.79	2,535,319.17	1,943.48	2,537,262.65
18M Music Matters Awareness	7,660.33		3,350.66	5,756.34	5,254.65	5,254.65
18N Damage Prevention	148,371.00		3,200.00	13,000.00	138,571.00	138,571.00
18R Seattle Sounders FC	7,290.28		3,812.67	4,979.34	6,123.61	6,123.61
190 Forest Fire Protection Assessment	5,735,909.11		2,399.48	(1,213,469.18)	6,951,777.77	3,020.37	6,954,798.14
193 State Forest Nursery Revolving	1,656,050.58		343.59	16,014.55	1,640,379.62	19,937.44	1,660,317.06
195 Energy	(209,457.03)		0.31	(209,672.33)	215.61	215.61
197 Statute Law Committee Publications	863,818.22		9,541.62	8,637.58	864,722.26	60.17	864,782.43
198 Access Road Revolving	7,725,143.07		970.77	(887,975.07)	8,614,088.91	33,676.26	8,647,765.17
19B School for the Blind	2,932,959.18		34,715.21	166,573.56	2,801,100.83	205.45	2,801,306.28
19E 4-H Program	560.00		385.00	616.00	329.00	329.00
19F Seattle Seahawks	163,875.63		25,771.72	28,852.63	160,794.72	160,794.72
19H Center for Deaf/Hard of Hearing Youth	623,746.11		69,953.46	693,699.57	693,699.57
19M Seattle University	32,823.00		280.00	33,103.00	33,103.00
19P Child Rescue	32,084.61		2,204.83	34,289.44	34,289.44
19R Residential Services and Support	79,031.28		(3,350.17)	82,381.45	82,381.45
19W Wolf-Livestock Conflict	320,455.38		700.00	319,755.38	319,755.38
205 Mobile Home Park Relocation	2,070,501.27		101,198.73	20,699.58	2,151,000.42	2,151,000.42
206 Cost of Supervision	721,869.26		146,144.70	143,307.54	724,706.42	321.01	725,027.43
209 Regional Fisheries Enhancement Group	1,585,282.22		21,038.80	41,000.63	1,565,320.39	1.51	1,565,321.90
20A State Flower	2,697.33		1,250.67	2,158.33	1,789.67	1,789.67
20D CPA Scholarship Transfer	225,000.00		25,000.00	200,000.00	200,000.00
20E WA Internet Crimes Against Children	1,379,024.71		(381,777.09)	1,760,801.80	536.00	1,761,337.80
20G Washington Farmers and Ranchers	1,124.67		196.00	588.00	732.67	336.00	1,068.67
20K Licensing & Enforcement System Modernization	(175.00)		(175.00)	30.99	(144.01)
20P Nursing Facility Quality Enhancement	2,450,953.87		2,450,953.87	2,450,953.87
20W Washington Tennis	4,209.34		168.00	4,377.34	4,377.34
210 Fire Protection Contractor License	360,608.10		218,213.00	65,592.52	513,228.58	513,228.58

RECEIPTS AND DISBURSEMENTS FOR TREASURER'S TRUST FUNDS

	November 1, 2019		November 2019		November 30, 2019		
	Beginning Book Balance		Plus Receipts	Less Disbursements	Ending Book Balance	Outstanding Warrants	Ending Cash Balance
SPECIAL REVENUE FUNDS (Continued)							
213 Veterans' Emblem	\$ 39,159.94	\$	378.00	\$ 25,000.00	\$ 14,537.94	\$ 24,000.00	\$ 38,537.94
214 Temporary Worker Housing	283,595.10		27,304.00	44,385.87	266,513.23	242.00	266,755.23
219 Air Operating Permit	1,121,428.95		(5,641.64)	84,007.09	1,031,780.22	360.71	1,032,140.93
21A Washington State Wrestling	644.00		406.00	588.00	462.00	462.00
21C Washington Sexual Assault Kit	1,143,497.05		1,644.23	530.56	1,144,610.72	1,144,610.72
21F Fred Hutch	606.67		247.33	718.67	135.33	718.67	854.00
21G Washington State Aviation	62,547.34		1,878.33	35.29	64,390.38	64,390.38
21N NE WA Wolf-Livestock Management	506,947.68		728.94	34,553.00	473,123.62	8,053.00	481,176.62
21Q Forest Health Revolving	14,980,637.69		23,113.81	(733,732.96)	15,737,484.46	35,376.70	15,772,861.16
21U Veteran's In-State Service Shared Leave Pool	83,521.05	(705.45)	84,226.50	84,226.50
21W K-12 Criminal Background Check	573,587.33		191,315.25	195,300.14	569,602.44	91.25	569,693.69
225 Fingerprint Identification	3,618,135.07		952,366.78	884,412.50	3,686,089.35	7,916.11	3,694,005.46
22G Photovoltaic Module Recycling	12,825.25	0.05	12,825.20	12,825.20
22H Foster Parent Shared Leave Pool	29,974.03		3,451.50	3,075.60	30,349.93	30,349.93
22K Watershed Restoration Enhancement	251,800.00	251,800.00	251,800.00
22L Public Use General Aviation Airport Loan Revolving	4,957,801.22		(62.14)	12,666.41	4,945,072.67	4,945,072.67
22N Fish and Wildlife Federal Lands Revolving
22P Natural Resources Federal Lands Revolving	643,238.90		840.84	(103,155.52)	747,235.26	747,235.26
22Q Seattle Mariners	18,508.01		970.67	19,478.68	19,478.68
23A Student Loan Advocate
23C Department of Licensing Tuition Recovery	41,982.06		5,452.28	47,434.34	47,434.34
23D Student Achievement Council Tuition Recovery Trust
23K Smoke Detection Device Awareness		9,372.58	9,372.58	9,372.58
23M County Road Administration Board Emergency Loan	1,000,049.40		1,438.91	1,001,488.31	1,001,488.31
23U Compostable Products Revolving
24C San Juan Islands Programs	3,525.67		2,111.67	5,637.34	5,637.34
24D Seattle Storm	420.00		504.00	420.00	504.00	504.00
24E Washington State Library-Archives Building	686,619.60		356,621.46	1,043,241.06	1,043,241.06
24G Hemp Regulatory	180,948.50		3,382.92	(5,737.96)	190,069.38	750.00	190,819.38
259 Coastal Crab	101,214.40		12,280.00	6,096.26	107,398.14	107,398.14
274 Adult Family Home	841,030.97	(7,477.33)	848,508.30	848,508.30
281 Impaired Driving Safety	171,256.63		137,686.50	308,943.13	308,943.13
283 Juvenile Accountability Incentive	305,807.22		439.80	306,247.02	306,247.02
294 Sea Cucumber Dive Fishery	(3,016.23)	(3,016.23)	(3,016.23)
295 Sea Urchin Dive Fishery	(8.23)	(8.23)	(8.23)
297 Pipeline Safety	4,103,628.25		187,727.99	241,116.37	4,050,239.87	884.60	4,051,124.47
298 Geologists'	385,861.96		16,196.52	49,738.48	352,320.00	420.31	352,740.31
300 Financial Services Regulation	14,589,089.08		1,486,559.15	2,630,900.33	13,444,747.90	12,586.72	13,457,334.62
320 Puget Sound Crab Pot Buoy Tag	85,317.92	544.60	84,773.32	84,773.32

RECEIPTS AND DISBURSEMENTS FOR TREASURER'S TRUST FUNDS

	November 1, 2019		November 2019		November 30, 2019		
	Beginning Book Balance		Plus Receipts	Less Disbursements	Ending Book Balance	Outstanding Warrants	Ending Cash Balance
SPECIAL REVENUE FUNDS (Continued)							
328 Crim Justice Training Commis Firing Range Maintenance	\$ 161,426.00	\$	\$	\$	\$ 161,426.00	\$	\$ 161,426.00
416 Surplus and Donated Food Commodities Revolving	3,657,928.34		924,925.09	1,164,501.88	3,418,351.55	3,418,351.55
424 Anti-Trust Revolving	1,627,123.69		5,000.00	197,544.05	1,434,579.64	1,434,579.64
480 Financial Education Public-Private Partnership	56,646.15		2,500.00	1,596.19	57,549.96	403.41	57,953.37
485 Horse Racing Owners' Bonus/Breeder Awards	518,685.90		182,893.65	590,732.52	110,847.03	343,283.29	454,130.32
495 Toll Collection	18,564,484.21		17,436,121.13	16,715,553.96	19,285,051.38	39,389.77	19,324,441.15
496 Educator Conditional Scholarship	4,788,578.48		16,876.68	44,290.33	4,761,164.83	4,761,164.83
497 Horse Racing Commission Class C Purse Fund	60,500.66		5,991.40	66,492.06	66,492.06
498 Washington State Council of Fire Fighters Benevolent	17,188.05		8,782.68	11,634.02	14,336.71	14,336.71
499 Law Enforcement Memorial	55,172.38		19,042.36	30,727.66	43,487.08	43,487.08
501 Liquor Revolving	29,300,541.37		7,396,448.50	3,492,591.16	33,204,398.71	155,492.71	33,359,891.42
503 Tuition Recovery	4,023,061.95		27,637.37	8,372.58	4,042,326.74	1,342.00	4,043,668.74
515 DNA Data Base	395,896.05		41,944.19	39,100.93	398,739.31	398,739.31
516 Fruit and Vegetable Inspection	18,093,184.79		(8,856,486.79)	(185,541.35)	9,422,239.35	59,961.05	9,482,200.40
536 Federal Food Service Revolving	2,384,852.38		4,784,787.53	908,241.16	6,261,398.75	5,059.44	6,266,458.19
553 Performance Audits of Government	6,471,609.32		508,017.02	1,473,111.67	5,506,514.67	8,414.98	5,514,929.65
561 Community Technical College Innovation	4,875,324.18		268,592.57	592,982.76	4,550,933.99	4,550,933.99
687 Rural Rehabilitation	117,154.92		168.46	117,323.38	117,323.38
688 Federal Local Rail Service Assistance	80,933.87		106.85	81,040.72	81,040.72
731 Child Care Facility Revolving	1,532,388.74		4,323.71	1,536,712.45	1,536,712.45
732 Nursing Home Civil Penalties	2,871,967.14		(15,045.56)	2,887,012.70	2,887,012.70
746 Hanford Area Economic Investment	14,656.50		19,447.20	34,103.70	34,103.70
749 Governor's Interagency Committee of State Employed Women	148,625.11		1,884.74	146,740.37	146,740.37
761 Basic Health Plan Subscription	250,744.09		250,744.09	250,744.09
763 Center for the Improvement of Student Learning	35,600.68		35,600.68	35,600.68
773 Commission on Higher Ed Prof Student Ex Program	51,200.00		51,200.00	51,200.00
774 University of Washington License Plate	421,950.31		18,088.01	440,038.32	440,038.32
776 Washington State University License Plate	67,967.64		38,686.73	106,654.37	106,654.37
778 Western Washington University License Plate	1,124.67		804.99	1,743.00	186.66	186.66
779 Eastern Washington University License Plate	78,919.11		2,669.32	81,588.43	81,588.43
780 School Zone Safety Account	1,397,176.48		39,752.83	51,305.97	1,385,623.34	1,385,623.34
783 Central Washington University License Plate	8,227.32		1,110.66	9,337.98	9,337.98
784 Miscellaneous Transportation Programs	(5,897,039.99)		25,059,500.75	23,980,701.25	(4,818,240.49)	993,979.20	(3,824,261.29)
786 The Evergreen State College License Plate	10,900.04		343.00	11,243.04	11,243.04
789 Advanced Environmental Mitigation Revolving	8,774,107.90		13,066.57	8,787,174.47	8,787,174.47
816 Stadium and Exhibition Center	82,505,399.06		4,750,454.72	87,255,853.78	87,255,853.78
821 Impaired Physician	321,929.05		131,550.00	157,645.99	295,833.06	100.00	295,933.06
823 Livestock Nutrient Management	30,856.14		200.00	251.73	30,804.41	30,804.41
833 Developmental Disabilities Endowment Trust	2,671,897.96		350,721.38	180,589.63	2,842,029.71	2,842,029.71

RECEIPTS AND DISBURSEMENTS FOR TREASURER'S TRUST FUNDS

	November 1, 2019		November 2019		November 30, 2019		
	Beginning Book Balance		Plus Receipts	Less Disbursements	Ending Book Balance	Outstanding Warrants	Ending Cash Balance
SPECIAL REVENUE FUNDS (Continued)							
834 Capitol Furnishings Preservation Committee	\$ 22,165.40	\$	\$	\$	\$ 22,165.40	\$	\$ 22,165.40
878 Federal Forest Revolving	5,721.92	8.23	5,730.15	5,730.15
880 Advance Right-of-Way Revolving	27,028,964.97	409,799.56	1,019.17	27,437,745.36	1,018.99	27,438,764.35
884 Gambling Revolving	9,823,675.11	1,012,738.35	1,199,920.65	9,636,492.81	40,578.87	9,677,071.68
885 Plumbing Certificate	1,205,052.77	72,583.83	75,919.09	1,201,717.51	1,201,717.51
892 Pressure Systems Safety	\$596,170.89	147,397.11	197,568.27	545,999.73	1,634.82	547,634.55
TOTAL SPECIAL REVENUE FUNDS	\$ 368,516,527.02	\$ 79,028,443.10	\$ 69,236,636.14	\$ 378,308,333.98	\$ 2,210,927.74	\$ 380,519,261.72	
CAPITAL PROJECTS FUNDS							
366 Watershed Restoration Enhancement Bond	\$ 4,095,222.80	\$	\$	265,402.33	\$ 3,829,820.47	\$	\$ 3,829,820.47
377 Watershed Restoration Enhancement Taxable Bond
TOTAL CAPITAL PROJECTS FUNDS	\$ 4,095,222.80	\$	\$ 265,402.33	\$ 3,829,820.47	\$	\$ 3,829,820.47	
PERMANENT FUNDS							
842 American Indian Scholarship Endowment	\$ 302,993.18	\$ 1,336.91	\$ 734.00	\$ 303,596.09	\$	\$ 303,596.09	
852 Foster Care Scholarship Endowment	\$3,792.51	5.46	3,797.97	3,797.97	
TOTAL PERMANENT FUNDS	\$ 306,785.69	\$ 1,342.37	\$ 734.00	\$ 307,394.06	\$	\$ 307,394.06	
ENTERPRISE FUNDS							
22E Family and Medical Leave Enforcement	\$ 397,861.05	\$ 1,192.03	\$	\$ 399,053.08	\$	\$ 399,053.08	
22F Family and Medical Leave Insurance	256,463,037.91	119,749,146.06	4,367,226.84	371,844,957.13	358,918.42	372,203,875.55	
413 Municipal Revolving	2,000,047.99	2,047,469.48	2,843,719.18	1,203,798.29	8,055.65	1,211,853.94	
442 Legislative Gift Center	107,263.28	12,253.13	17,572.34	101,944.07	101,944.07	
445 Self-Insured Emplr Overpymt Reimb	213,827.72	2,280.37	216,108.09	216,108.09	
446 Industrial Insurance Rainy Day Fund	
449 Certificates of Participation and Other Financing - Local	236,272.78	1,192,671.51	994,451.26	434,493.03	434,493.03	
456 Separately Managed State Treasurer's Service	65,631.39	2,662.51	2,400.68	65,893.22	65,893.22	
463 Washington College Savings Program	(389,753.67)	69,030.84	111,840.93	(432,563.76)	1,943.75	(430,620.01)	
470 Imaging	129,832.49	27,905.20	37,309.46	120,428.23	120,428.23	
477 Lottery Investment	
543 Judicial Information Systems	7,143,210.91	1,687,187.39	1,359,134.40	7,471,263.90	13,448.42	7,484,712.32	
544 Pollution Liability Insurance Program Trust	31,656,815.90	(45,759.73)	579,792.29	31,031,263.88	2,180.56	31,033,444.44	
545 Heating Oil Pollution Liability Trust	1,518,135.82	70,650.00	49,878.57	1,538,907.25	1,538,907.25	
788 Advanced College Tuition Payment Program	\$9,764,032.06	5,004,937.87	10,853,505.65	3,915,464.28	1,098,959.92	5,014,424.20	
TOTAL ENTERPRISE FUNDS	\$ 309,306,215.63	\$ 129,821,626.66	\$ 21,216,831.60	\$ 417,911,010.69	\$ 1,483,506.72	\$ 419,394,517.41	
INTERNAL SERVICE FUNDS							
12V PEBB Medical Benefits Admin	\$	\$	\$	\$	\$	\$	
411 Natural Resources Equipment	9,993,923.06	699.39	(402,303.43)	10,396,925.88	83,216.49	10,480,142.37	
421 Education Technology Revolving	10,620,120.18	1,215,911.03	9,404,209.15	199,327.02	9,603,536.17	

RECEIPTS AND DISBURSEMENTS FOR TREASURER'S TRUST FUNDS

	November 1, 2019		November 2019		November 30, 2019		
	Beginning Book Balance		Plus Receipts	Less Disbursements	Ending Book Balance	Outstanding Warrants	Ending Cash Balance
INTERNAL SERVICE FUNDS (Continued)							
422 General Administration Services	\$ 40,773,574.59	\$	13,674,727.88	\$ 15,850,393.24	\$ 38,597,909.23	\$ 554,473.41	\$ 39,152,382.64
436 OFM Labor Relations Service	2,280,898.05		433,181.53	380,799.38	2,333,280.20	483.69	2,333,763.89
438 Uniform Dental Plan Benefits Administration	541,825.13		527,946.00	1,054,473.60	15,297.53	527,820.80	543,118.33
439 Uniform Medical Plan Benefits Administration	4,659,710.21		4,677,158.00	4,733,534.19	4,603,334.02	4,603,334.02
444 Fish & Wildlife Equipment	754,444.41		134,915.08	119,223.35	770,136.14	770,136.14
453 Minority and Women's Business Enterprises	793,094.06		699,821.00	236,872.96	1,256,042.10	1,782.15	1,257,824.25
458 Consolidated Technology Services Revolving	18,018,111.62		9,070,507.98	9,416,373.39	17,672,246.21	103,388.66	17,775,634.87
461 Shared Information Technology System Revolving
466 Statewide Info Tech System Development Revolving	3,110,370.74		59,681.91	352,571.75	2,817,480.90	2,817,480.90
471 State Patrol Nonappropriated Airplane Revolving	138,020.37		66,733.00	36,692.07	168,061.30	168,061.30
472 Statewide Info Tech System Maintenance & Operations Revolving	19,718,026.44		243,766.11	3,187,463.75	16,774,328.80	16,186.78	16,790,515.58
546 Risk Management	312,818.11		962,753.24	432,524.97	843,046.38	843,046.38
547 Liability	(67,174,778.87)		10,674.00	40,148,321.98	(107,312,426.85)	1,457,419.42	(105,855,007.43)
721 Public Employees' and Retirees' Insurance	156,091,889.59		178,352,806.76	127,445,992.62	206,998,703.73	6,247,940.24	213,246,643.97
730 Public Employees' and Retirees' Insurance Reserve	175,395,452.13		174,201.28	175,569,653.41	175,569,653.41
739 Certificates of Participation and Other Financing - State	\$602,279.14		17,456,438.45	11,162,542.21	6,896,175.38	6,896,175.38
TOTAL INTERNAL SERVICE FUNDS	\$ 376,629,778.96	\$	226,546,011.61	\$ 215,371,387.06	\$ 387,804,403.51	\$ 9,192,038.66	\$ 396,996,442.17
PRIVATE PURPOSE FUNDS							
196 Unclaimed Personal Property	\$ 879,606.49	\$	5,723,276.57	\$ 5,422,406.33	\$ 1,180,476.73	\$ 4,345,216.45	\$ 5,525,693.18
738 Department of Social and Health Services Trust	53,654.52		53,654.52	53,654.52
799 WA Achieving a Better Life Experience Program		1,546.32	1,546.32	1,546.32
TOTAL PRIVATE PURPOSE FUNDS	\$ 933,261.01	\$	5,724,822.89	\$ 5,422,406.33	\$ 1,235,677.57	\$ 4,345,216.45	\$ 5,580,894.02
PENSION TRUST FUNDS							
838 LEOFF Retirement System Benefits Improvement	\$ 0.18	\$	0.47	\$	\$ 0.65	\$	\$ 0.65
TOTAL PENSION TRUST FUNDS	\$ 0.18	\$	0.47	\$	\$ 0.65	\$	\$ 0.65
AGENCY FUNDS							
165 Salary Reduction	\$ 4,967,805.03	\$	3,010,759.45	\$ 2,482,874.84	\$ 5,495,689.64	\$	\$ 5,495,689.64
16C Real Estate/Property Tax Admin Assistance	65,792.50		52,612.50	65,792.50	52,612.50	52,612.50
17A County Enhanced 911 Excise Tax	6,247,119.35		(113,971.28)	6,361,090.63	6,361,090.63
525 Washington State Combined Fund Drive	1,478,562.10		385,925.51	942,352.33	922,135.28	34,748.78	956,884.06
660 Natural Resources Deposit	19,597,518.54		27,467,461.10	19,294,702.07	27,770,277.57	264,695.09	28,034,972.66
734 Centennial Document Preservation and Modernization	1,166,440.78		330,016.94	1,496,457.72	1,496,457.72
737 High Occupancy Vehicle
757 Maritime Historic Restoration and Preservation	3,814.80		26.81	3,841.61	3,841.61
797 Local Tourism Promotion	1,362,717.86		72,165.71	1,290,552.15	1,290,552.15

RECEIPTS AND DISBURSEMENTS FOR TREASURER'S TRUST FUNDS

	November 1, 2019	November 2019		November 30, 2019		
	Beginning Book Balance	Plus Receipts	Less Disbursements	Ending Book Balance	Outstanding Warrants	Ending Cash Balance
AGENCY FUNDS (Continued)						
802 School Employees Salary Reduction	\$	\$	\$	\$	\$	\$
TOTAL AGENCY FUNDS	\$ 34,889,770.96	\$ 31,246,802.31	\$ 22,743,916.17	\$ 43,392,657.10	\$ 299,443.87	\$ 43,692,100.97
TOTAL TREASURER'S TRUST FUNDS	\$ \$1,200,819,763.12	\$ 518,792,801.02	\$ 381,930,766.32	\$ 1,337,681,797.82	\$ 17,778,636.45	\$ 1,355,460,434.27

INVESTMENT STATEMENT

INVESTMENT STATEMENT

Fund / Account	November 1, 2019	Purchased	Maturities & Sales	Amortization	November 30, 2019
Treasury & Treasurer's Trust					
Investments (trade date basis)	\$ 7,136,788,091.84	\$ 3,896,482,327.28	\$ 2,682,297,830.07	\$ 1,257,274.77	\$ 8,352,229,863.82
Reverse Repurchase Agreements
Purchased Accrued Interest	2,767,242.04	1,151,724.81	1,089,069.52	2,829,897.33
Total Treasury & Treasurer's Trust	\$ 7,139,555,333.88	\$ 3,897,634,052.09	\$ 2,683,386,899.59	\$ 1,257,274.77	\$ 8,355,059,761.15
Local Government Investment Pool					
Investments (trade date basis)	\$ 18,731,126,034.00	\$ 43,227,495,510.83	\$ 43,548,015,429.52	\$ 15,553,520.97	\$ 18,426,159,636.28
Reverse Repurchase Agreements
Purchased Accrued Interest	384,982.64	1,138,819.44	350,954.86	1,172,847.22
Total Local Government Investment Pool	\$ 18,731,511,016.64	\$ 43,228,634,330.27	\$ 43,548,366,384.38	\$ 15,553,520.97	\$ 18,427,332,483.50
Separately Managed Accounts					
Investments (trade date basis)	\$ 206,168,941.60	\$ 15,162,540.31	\$ 14,945,514.35	\$ 52,272.43	\$ 206,438,239.99
Purchased Accrued Interest	88,496.04	34,358.02	54,138.02
Total Separately Managed Accounts	\$ 206,257,437.64	\$ 15,162,540.31	\$ 14,979,872.37	\$ 52,272.43	\$ 206,492,378.01
Total All Accounts	\$ 26,077,323,788.16	\$ 47,141,430,922.67	\$ 46,246,733,156.34	\$ 16,863,068.17	\$ 26,988,884,622.66

INVESTMENT INTEREST INCOME AND CAPITAL GAINS

INVESTMENT INTEREST INCOME AND CAPITAL GAINS CURRENT MONTH AND FISCAL YEAR TO DATE COMPARISON

Fund / Account	November 2019	November 2018	Fiscal Year 2020	Fiscal Year 2019
Treasury & Treasurer's Trust				
Cash	\$ 5,251,686.30	\$ 11,305,339.04	\$ 57,046,140.72	\$ 56,577,419.62
Custody Bank Fees	(5,084.34)	(3,438.75)	(25,280.13)	(17,637.36)
Other Bank Fees	(2,535.29)	(7,231.86)	(47,659.13)	(49,255.63)
Amortization	1,257,274.77	1,437,682.64	7,563,443.26	5,565,799.71
Accrued Interest	5,349,653.79	(122,283.44)	(3,128,416.97)	(1,214,323.66)
Gains and Losses	361,717.84	5,301.56	839,982.90	81,611.32
Total Treasury & Treasurer's Trust	\$ 12,212,713.07	\$ 12,615,369.19	\$ 62,248,210.65	\$ 60,943,614.00
Local Government Investment Pool				
Cash	\$ 11,881,871.48	\$ 12,886,057.70	\$ 75,748,366.09	\$ 65,809,467.92
Amortization	15,553,520.97	17,216,045.40	75,091,334.32	68,775,410.05
Accrued Interest	(297,375.57)	1,190,421.96	(5,191,000.76)	3,030,501.71
Gains and Losses	714,787.66	89,877.84	2,696,377.00	328,190.34
Total Local Government Investment Pool	\$ 27,852,804.54	\$ 31,382,402.90	\$ 148,345,076.65	\$ 137,943,570.02
Separately Managed Accounts				
Cash	\$ 159,670.04	\$ 110,671.70	\$ 1,695,412.31	\$ 889,258.67
Amortization	52,272.43	126,993.03	349,529.74	582,899.62
Accrued Interest	211,760.10	187,797.14	154,756.29	543,214.72
Gains and Losses	22,997.90	22,997.90	(2,981.65)
Total Separately Managed Accounts	\$ 446,700.47	\$ 425,461.87	\$ 2,222,696.24	\$ 2,012,391.36
Total All Accounts	\$ 40,512,218.08	\$ 44,423,233.96	\$ 212,815,983.54	\$ 200,899,575.38

DUANE A. DAVIDSON
STATE TREASURER
PO BOX 40200
OLYMPIA WA 98504-0200

