



Washington State Treasurer's Monthly Report

October 2017



DUANE A. DAVIDSON
State Treasurer

In accordance with the Americans with Disabilities Act, this publication will be made available in alternate formats upon request to the Office of the State Treasurer, Legislative Building, 2nd Floor, Olympia, Washington 98504-0200, telephone (360) 902-9000, fax (360) 902-9037 or TTY Users Call: 7-1-1.
Web Site: <http://tre.wa.gov>.

TABLE OF CONTENTS

	<i>Page</i>
State Treasurer’s Letter	1
General Fund	2
Treasury, Treasurer’s Trust and Local Government Investment Pool Flow Chart	3
Treasury & Treasurer’s Trust, Treasury and Treasurer’s Trust Charts	4
General Fund and Local Government Investment Pool Charts	5
Receipts and Disbursements for the State Treasury	6
Receipts and Disbursements for Trust Funds	16
Investment Statement & Investment Interest Income and Capital Gains	24



DUANE A. DAVIDSON,
State Treasurer

State of Washington
Office of the Treasurer
Legislative Building
P.O. Box 40200
Olympia, Washington 98504-0200

(360) 902-9000 • TTY 7-1-1
FAX (360) 902-9037
Home Page <http://tre.wa.gov>

Fellow Washingtonians,

I am pleased to report on the operations of the Office of the State Treasurer for the month of October 2017. At the close of the month, the Treasury & Treasurer's Trust book balance was \$5.9 billion with investment earnings distributed for the month of \$6.4 million.

Sincerely,

A handwritten signature in blue ink, appearing to read "Duane A. Davidson", is written over a light blue horizontal line.

Duane A. Davidson
Washington State Treasurer

GENERAL FUND

GENERAL FUND CURRENT MONTH AND FISCAL YEAR TO DATE COMPARISON (In Millions)

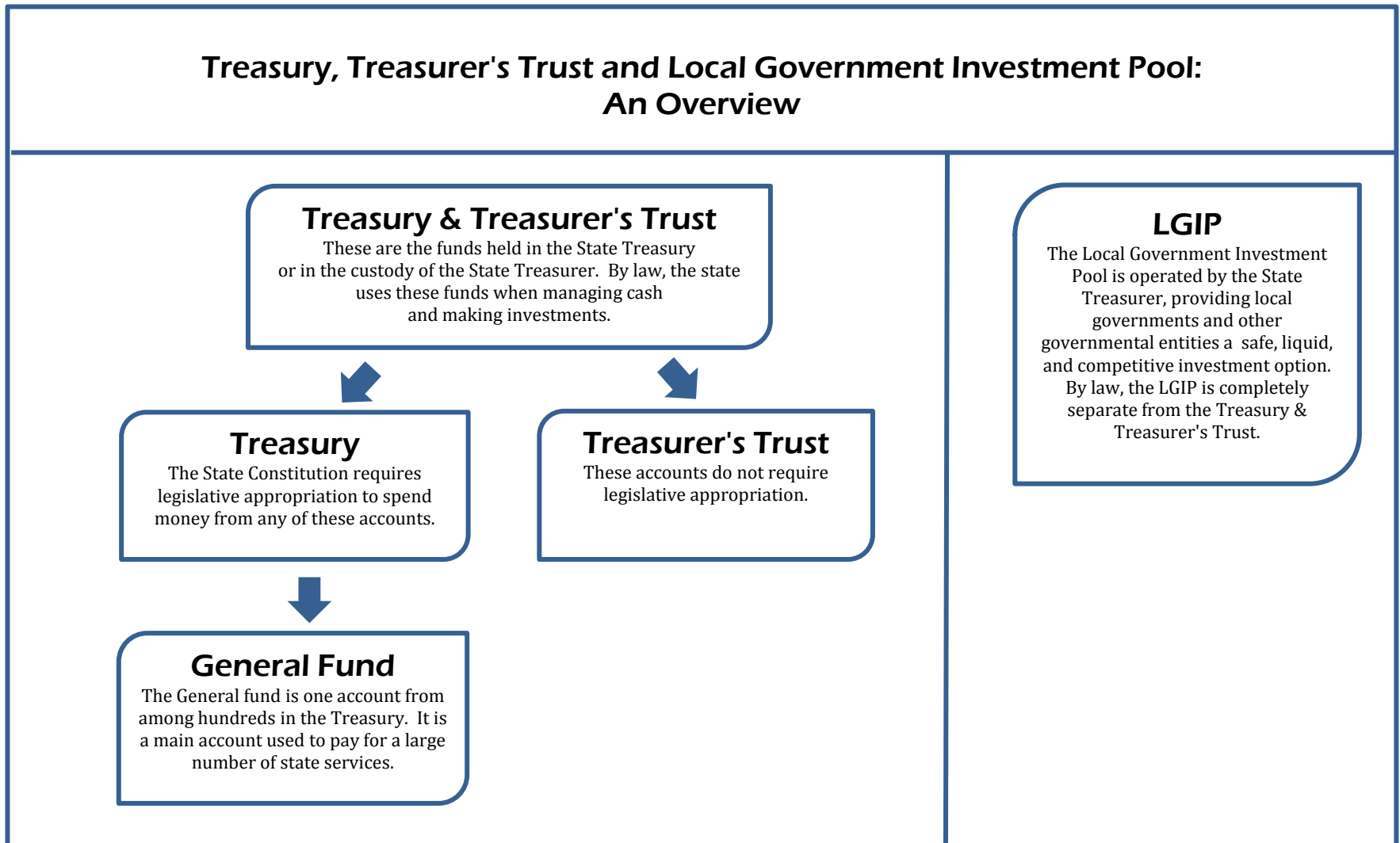
	Month of October		Fiscal Year to Date	
	2017	2016	2018	2017
Beginning Book Balance	\$ (316.198)	\$ 303.084	\$ 863.390	\$ 1,614.932
Cash Revenue	2,221.902	2,689.528	9,350.017	9,774.005
Other Cash Receipts	705.267	458.124	3,365.482	2,758.115
Total Cash Receipts	<u>\$ 2,927.169</u>	<u>\$ 3,147.652</u>	<u>\$ 12,715.499</u>	<u>\$ 12,532.120</u>
Total Cash Disbursements	<u>\$ 2,827.802</u>	<u>\$ 3,161.022</u>	<u>\$ 13,795.720</u>	<u>\$ 13,857.338</u>
Ending Book Balance	<u>\$ (216.831)</u>	<u>\$ 289.714</u>	<u>\$ (216.831)</u>	<u>\$ 289.714</u>
Cash Revenue				
Bond Retirement & Interest	\$ 0.000	\$ 0.000	\$ (0.167)	\$ (0.155)
Secretary of State	2.736	3.645	11.121	11.839
Department of Revenue:				
Retail Sales Tax	842.373	810.079	3,332.774	3,250.205
Business & Occupation Tax	364.016	328.697	1,318.596	1,285.577
Compensating Tax	60.154	51.139	226.901	230.751
Cigarette Tax	28.182	33.332	106.635	133.578
Public Utility Tax	27.322	22.688	112.800	113.803
Various Other Revenue	127.940	109.152	214.914	322.067
Insurance Commission	2.302	3.391	146.257	135.258
Liquor and Cannabis Board	2.857	2.599	29.103	28.499
Department of Licensing:				
Excise Tax – Other	0.018	0.015	0.071	0.062
Various Other Revenue	0.390	0.419	5.138	5.826
Department of Social & Health Services	4.774	(2.994)	37.631	33.172
Universities & Colleges	0.000	0.001	0.000	0.001
Treasurer's Transfers	(97.170)	(15.069)	(136.655)	(52.652)
Counties:				
Property Tax	41.125	47.261	76.055	78.240
Real Estate Excise Tax	107.220	96.490	470.305	388.094
Various Other Revenue	4.830	4.366	19.331	18.870
Federal Grants-In-Aid (All Agencies)	696.495	1,082.086	3,094.283	3,559.629
Revenues Distributed to Local Governments	(0.279)	(0.274)	(2.605)	(1.084)
Other Agencies' Cash Revenue	6.617	112.505	287.529	232.425
Total Cash Revenue	<u>\$ 2,221.902</u>	<u>\$ 2,689.528</u>	<u>\$ 9,350.017</u>	<u>\$ 9,774.005</u>

Source: Agency Financial Reporting System (AFRS).

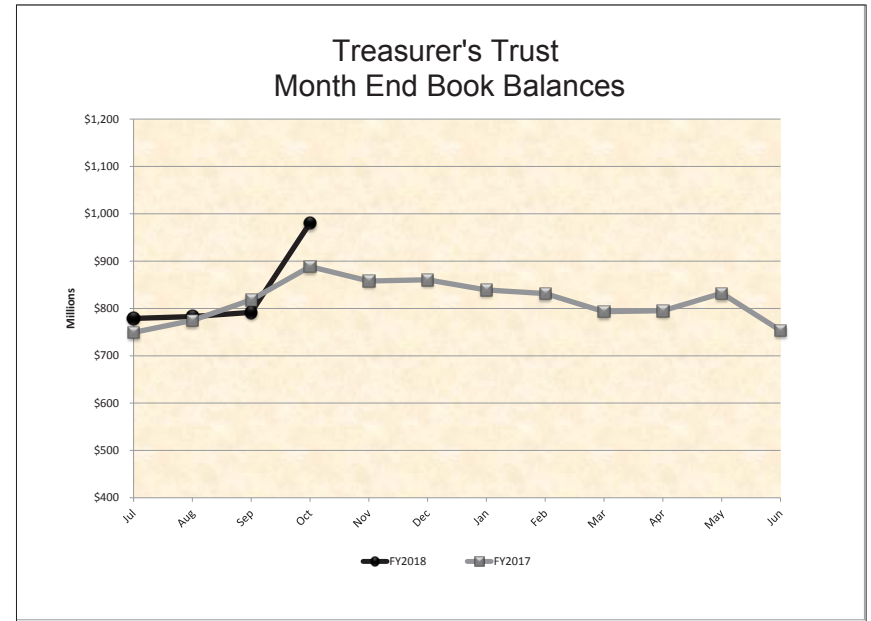
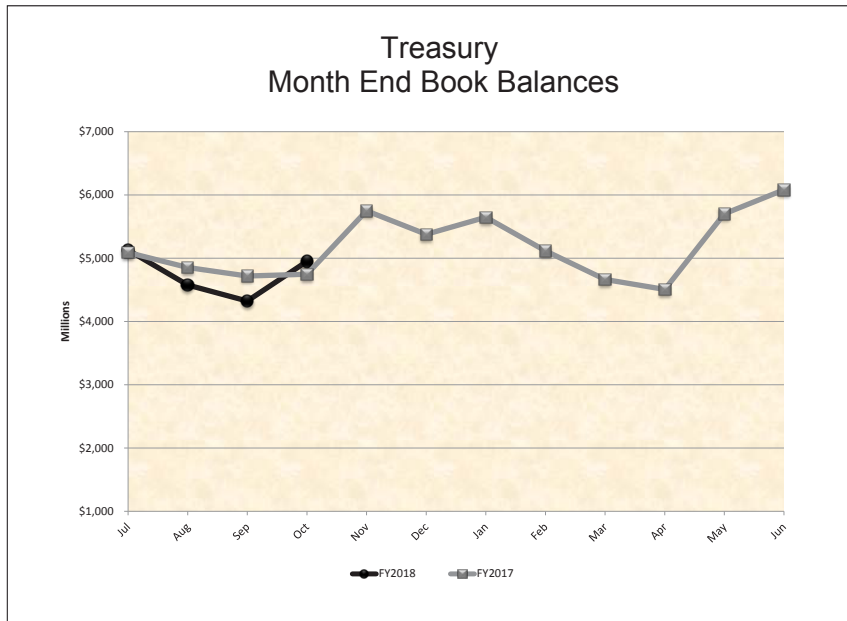
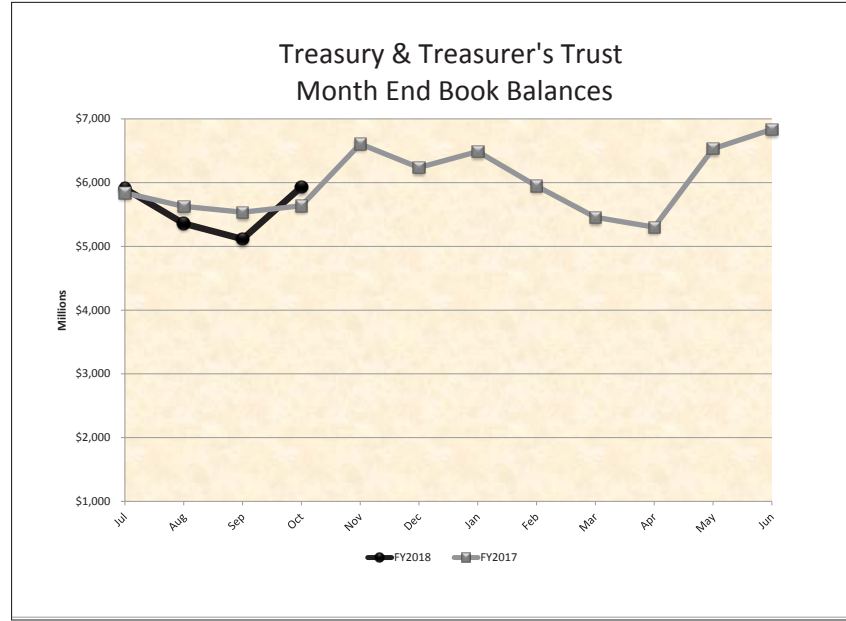
TREASURY, TREASURER'S TRUST AND LGIP FLOW CHART

The State Treasurer is charged with the cash management of public funds, which includes two categories of state funds and accounts: (1) funds and accounts located in the state treasury, which are subject to legislative appropriation; and (2) Treasurer's trust funds, which are accounts placed in the custody of the State Treasurer, and not typically subject to legislative appropriation. Funds within these accounts are comingled for investment and cash management purposes.

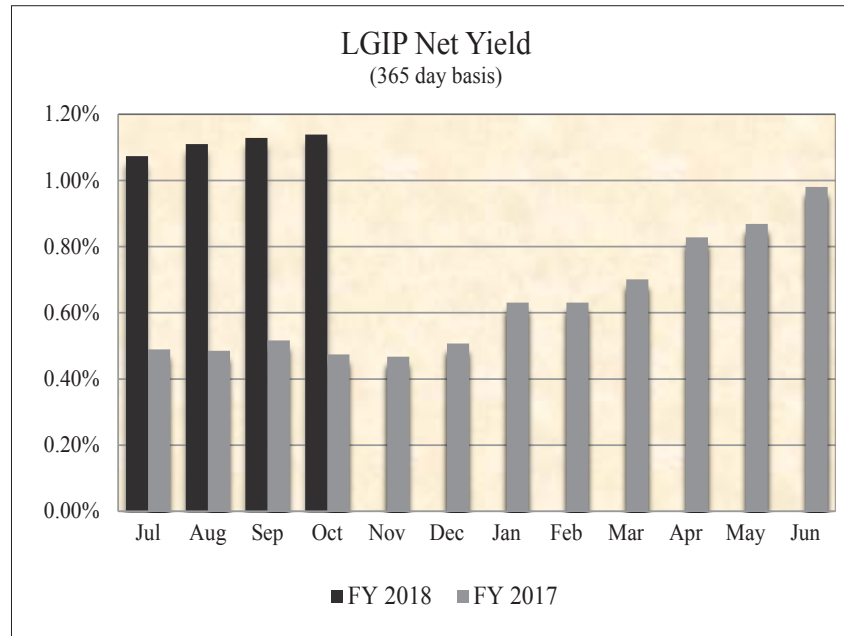
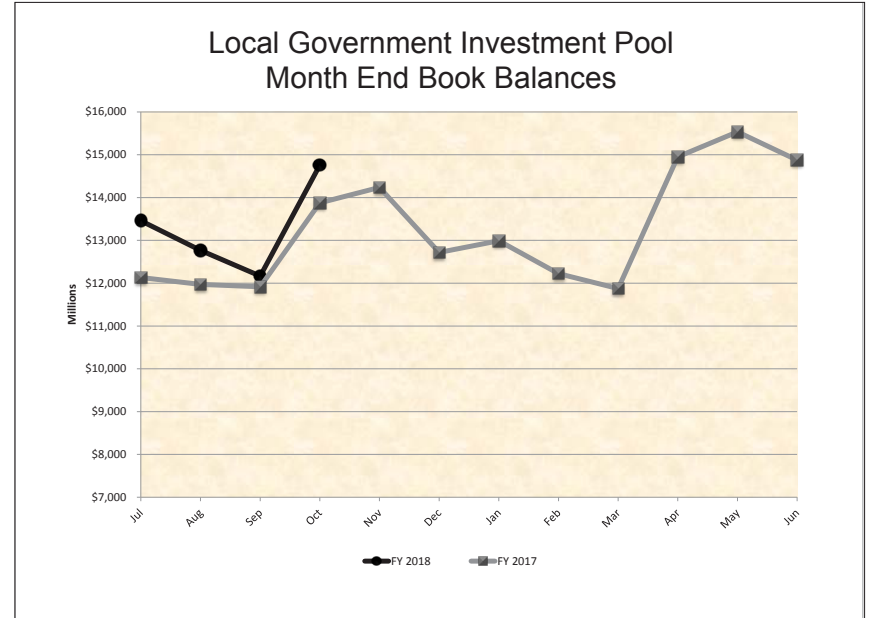
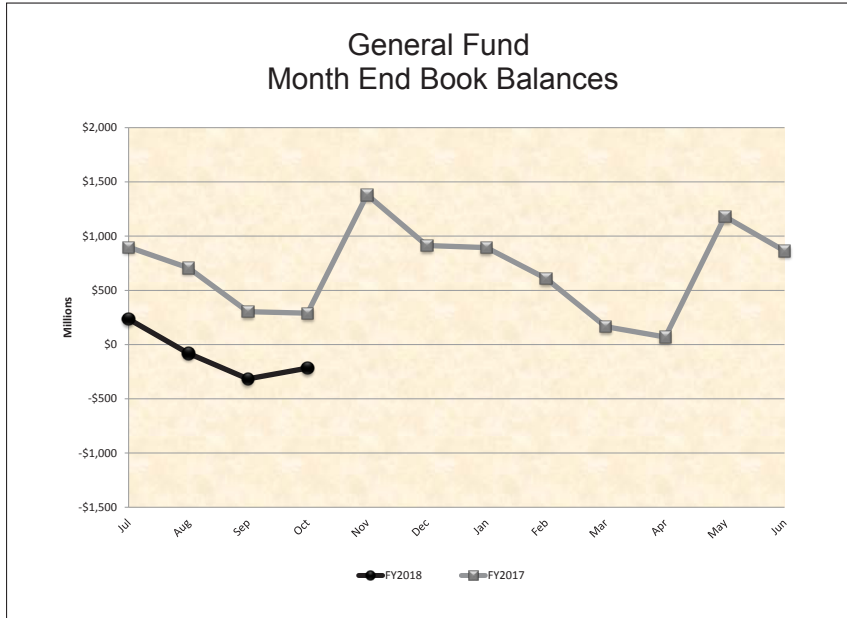
This flow chart describes the structure of the Treasury and Treasurer's Trust Accounts. Month end balances of these accounts are shown on pages 4 and 5.



TREASURY & TREASURER'S TRUST AND TREASURY AND TREASURER'S TRUST CHART



GENERAL FUND AND LOCAL GOVERNMENT INVESTMENT POOL CHARTS



RECEIPTS AND DISBURSEMENTS FOR TREASURY FUNDS

	October 1, 2017	October 2017		October 31, 2017		
	Beginning Book Balance	Plus Receipts	Less Disbursements	Ending Book Balance	Outstanding Warrants	Ending Cash Balance
GENERAL FUND						
001 General	\$ (316,198,140.78)	\$ 2,927,168,953.62	\$ 2,827,802,269.90	\$ (216,831,457.06)	\$ 27,620,116.59	\$ (189,211,340.47)
018 Millersylvania Park Current	5,210.50	5,210.50	5,210.50
01E Geothermal	16,418.57	16,418.57	16,418.57
01N Institutional Impact	19,144.72	19,144.72	19,144.72
02P Flood Control Assistance	2,404,839.48	89,203.98	2,315,635.50	2,315,635.50
031 State Investment Board Expense	4,376,542.99	1,712,584.18	1,900,175.33	4,188,951.84	2,982.90	4,191,934.74
032 State Emergency Water Projects Revolving	221,616.92	221,616.92	221,616.92
03A Excess Earnings
03L County Criminal Justice Assistance	1,557,299.49	11,799,698.06	11,645,295.70	1,711,701.85	256.94	1,711,958.79
03M Municipal Criminal Justice Assistance	(419,667.50)	4,678,365.36	4,603,998.40	(345,300.54)	102.75	(345,197.79)
04L Public Health Services	6.25	0.01	6.26	6.26
051 State and Local Improvements Revolving	26,744.33	26,744.33	26,744.33
055 State & Local Improve Revolving (Waste Disp Facilities, 1980)	2,639.01	2,639.01	2,639.01
05C Criminal Justice Treatment	3,363,668.97	2,543,081.66	498,187.14	5,408,563.49	5,408,563.49
05M Tourism Development and Promotion
070 Outdoor Recreation	(146,654.02)	925,293.87	988,759.44	(210,119.59)	(210,119.59)
072 State & Local Improve Revolving (Water Supply Facilities)	779,393.00	76,999.42	702,393.58	39,244.35	741,637.93
09C Farm and Forest	753,860.96	13,560.02	740,300.94	740,300.94
09G Riparian Protection	25,537.79	25,537.79
09R Economic Development Strategic Reserve	957,157.06	1,229,529.85	728,342.13	1,458,344.78	25,428.25	1,483,773.03
10K Veterans Innovation Program	103,740.40	103,740.40	103,740.40
10P Columbia River Basin Water Supply Development	6,481,773.03	3,001,899.22	548,910.82	8,934,761.43	8,934,761.43
10R Energy Freedom	383,926.15	175.87	3.50	384,098.52	384,098.52
10T Hood Canal Aquatic Rehabilitation Bond
11F Reinvesting in Youth	5.98	5.98	5.98
11N Heritage Barn Preservation
11W Water Quality Capital	34,227.10	34,227.10	34,227.10
125 Site Closure	29,683,523.76	(37,886.41)	8,390.95	29,637,246.40	29,637,246.40
12B Green Energy Incentive
12J Boating Activities	10,000.00	10,000.00	10,000.00
12K Puget Sound Scientific Research
12R Independent Youth Housing
12W Veterans Conservation Corps
14B Budget Stabilization	1,671,293,460.19	815,510.57	6,424,607.90	1,665,684,362.86	171,544.00	1,665,855,906.86
14C Puget Sound Recovery
14H Community Preservation & Development Auth	8,750.00	8,750.00	8,750.00
14L Streamlined Sales & Use Tax Mitigation	10,440,573.96	10,440,573.96	10,440,573.96
15C WA Community Tech Opportunity
15F Local Public Safety Enhancement
15J Building Communities

RECEIPTS AND DISBURSEMENTS FOR TREASURY FUNDS

		October 1, 2017	October 2017		October 31, 2017		
		Beginning Book Balance	Plus Receipts	Less Disbursements	Ending Book Balance	Outstanding Warrants	Ending Cash Balance
GENERAL FUND (Continued)							
15K	Columbia River Water Delivery	\$ 16,173.66	\$	\$	\$ 16,173.66	\$	\$ 16,173.66
15R	Evergreen Job Training
16V	Water Rights Processing	65,954.50	300.00	66,254.50	66,254.50
177	Judicial Retirement Administrative
17C	Opportunity Express Account	62,171.42	62,171.42	62,171.42
17E	State Efficiency and Restructuring
17F	Washington Opportunity Pathways	22,840,795.85	12,819,924.33	6,421,608.38	29,239,111.80	29,239,111.80
17K	Basic Health Plan Stabilization
18H	Opportunity Expansion	326.64	326.64	326.64
19K	Yakima Integrated Plan Implementation
19L	Charter Schools Oversight	96,840.60	(64,763.23)	22,395.63	9,681.74	11.24	9,692.98
19N	Diesel Idle Reduction
20C	Yakima Integrated Plan Implementation Taxable Bond
20F	Invest in Washington
20S	Behavioral Health Innovation	3,219,417.88	3,219,417.88	3,219,417.88
21B	Chehalis Basin
21D	Dairy Nutrient Infrastructure
21P	Sexual Assault Prevention and Response
21R	Child Welfare System Improvement
22C	Early Learning Facilities Revolving
22D	Early Learning Facilities Development
244	Habitat Conservation	1,470,528.98	827,343.47	221,353.88	2,076,518.57	2,076,518.57
253	Education Construction	911,800.08	543.42	912,343.50	912,343.50
285	Growth Management Planning and Environmental Review
291	Education Savings
355	State Taxable Building Construction	13,933,323.28	36,225,025.00	2,067,157.35	48,091,190.93	48,091,190.93
359	School Constr & Skill Ctrs Bldg	2,125.06	2,125.06	2,125.06
488	Special Personnel Litigation Revolving
489	Pension Funding Stabilization
492	School Employees' Insurance Administrative
548	LEOFF System Plan 2 Expense	66,220.89	103,065.83	107,427.84	61,858.88	2,725.18	64,584.06
563	Columbia River Crossing Project
828	Tobacco Prevention and Control	1,536,297.03	915.61	266.29	1,536,946.35	1,536,946.35
830	Agricultural College Trust Management	140,463.97	1,420,025.20	114,698.76	1,445,790.41	405.69	1,446,196.10
TOTAL GENERAL FUND		\$ 1,460,522,500.36	\$ 3,005,195,123.28	\$ 2,864,309,150.55	\$ 1,601,408,473.09	\$ 27,862,817.89	\$ 1,629,271,290.98
SPECIAL REVENUE FUNDS							
002	Hospital Data Collection	\$ 120,840.19	\$ (2,564.38)	\$ 8,314.57	\$ 109,961.24	\$	\$ 109,961.24
003	Architects' License	927,099.34	49,667.67	405,389.30	571,377.71	7,416.00	578,793.71
007	Winter Recreational Program	1,372,590.50	25,662.47	1,346,928.03	47.62	1,346,975.65

RECEIPTS AND DISBURSEMENTS FOR TREASURY FUNDS

	October 1, 2017		October 2017		October 31, 2017		
	Beginning Book Balance		Plus Receipts	Less Disbursements	Ending Book Balance	Outstanding Warrants	Ending Cash Balance
SPECIAL REVENUE FUNDS (Continued)							
014 Forest Development	\$ 8,671,449.80	\$	1,795.76	\$ 758,641.12	\$ 7,914,604.44	\$ 9,000.21	\$ 7,923,604.65
01B ORV & Non-Highway Vehicle Account	1,729,244.60		372,192.32	264,942.88	1,836,494.04	2,045.39	1,838,539.43
01M Snowmobile	3,588,868.05		256,863.88	36,002.71	3,809,729.22	302.44	3,810,031.66
024 Professional Engineers'	1,808,227.48		174,411.00	137,610.55	1,845,027.93	5,146.92	1,850,174.85
026 Real Estate Commission	3,538,592.40		469,639.22	458,061.25	3,550,170.37	6,177.25	3,556,347.62
027 Reclamation	3,844,253.43		116,621.42	244,483.87	3,716,390.99	12,287.95	3,728,678.94
02A Surveys and Maps	1,123,015.54		60,893.26	77,920.68	1,105,988.12	616.13	1,106,604.25
02G Health Professions	15,134,159.93		5,123,980.95	3,515,660.80	16,742,480.08	79,210.20	16,821,690.28
02H Business Enterprises Revolving	666,997.51		101,684.46	54,236.29	714,445.68	1,866.69	716,312.37
02J Certified Public Accountants'	2,513,394.43		51,815.00	103,784.22	2,461,425.21	1,065.00	2,462,490.21
02K Death Investigations	1,748,303.45		713,246.00	268,411.57	2,193,137.88	8,070.48	2,201,208.36
02M Essential Rail Assistance	187,508.08		206,278.55	27,550.60	366,236.03	17,218.74	383,454.77
02N Parkland Acquisition	18,555.71		18,555.71	18,555.71
02R Aquatic Lands Enhancement	9,887,929.30		18,473.89	(1,794,485.76)	11,700,888.95	21,933.33	11,722,822.28
02W Timber Tax Distribution	340,368.50		6,026,527.18	198,976.97	6,167,918.71	3,212.13	6,171,130.84
030 Landowner Contingency Forest Fire Suppression	3,771,795.32		65.60	558.22	3,771,302.70	3,771,302.70
039 Aeronautics	1,110,765.09		267,591.51	283,319.40	1,095,037.20	14,251.80	1,109,289.00
03B Asbestos	669,403.93		18,280.00	23,376.75	664,307.18	181.73	664,488.91
03C Emergency Medical Services and Trauma Care System Trust	12,286,134.60		1,151,675.03	172,384.14	13,265,425.49	1,781.50	13,267,206.99
03F Enhanced 911	4,453,700.07		2,050,344.75	2,440,449.84	4,063,594.98	61,336.23	4,124,931.21
03N Business License	3,898,213.36		4,893,353.36	4,641,069.08	4,150,497.64	125,717.93	4,276,215.57
03P Fire Service Trust	419,381.61		419,381.61	419,381.61
03R Safe Drinking Water	2,326,748.53		18,366.12	196,847.60	2,148,267.05	1,903.11	2,150,170.16
041 Resource Management Cost	17,276,962.56		16,819.42	(8,588,512.57)	25,882,294.55	21,766.49	25,904,061.04
042 Charitable, Educational, Penal, and Reformatory Institutions	4,960,695.14		3,430.74	556,072.14	4,408,053.74	4,408,053.74
044 Waste Reduction, Recycling, and Litter Control	1,677,860.34		602,230.09	731,189.60	1,548,900.83	1,805.31	1,550,706.14
045 State Vehicle Parking	(273,748.29)		426,511.30	163,375.45	(10,612.44)	93.50	(10,518.94)
048 Marine Fuel Tax Refund	329,539.07		268.25	329,270.82	92.87	329,363.69
04E Uniform Commercial Code	1,756,031.89		82,713.00	62,104.34	1,776,640.55	23.25	1,776,663.80
04H Surface Mining Reclamation	693,235.01		67.42	64,814.85	628,487.58	628,487.58
04M Recreational Fisheries Enhancement	1,200,856.25		25,823.19	82,327.06	1,144,352.38	311.61	1,144,663.99
04R Drinking Water Assistance	(1,318,358.71)		16,871,326.65	615,590.89	14,937,377.05	14,937,377.05
04V Vehicle License Fraud	39,185.81		8,535.69	(528.07)	48,249.57	48,249.57
04W Waterworks Operator Certification	1,073,756.14		14,231.80	45,898.70	1,042,089.24	735.00	1,042,824.24
058 Public Works Assistance	84,983,717.65		1,930,536.27	1,196,720.55	85,717,533.37	5,149.23	85,722,682.60
05H Disaster Response	21,993,647.96		182,396.73	13,038,068.31	9,137,976.38	143,019.32	9,280,995.70
05R Drinking Water Assistance Administrative	4,800,610.99		2,879.18	39,483.87	4,764,006.30	4,764,006.30
05W State Drought Preparedness	2,694,245.33		1,373.46	2,695,618.79	2,695,618.79
06A Salmon Recovery	27,243.34		27,243.34	27,243.34
06G Real Estate Appraiser Commission	514,031.95		82,525.88	73,974.43	522,583.40	785.00	523,368.40

RECEIPTS AND DISBURSEMENTS FOR TREASURY FUNDS

	October 1, 2017		October 2017		October 31, 2017		
	Beginning Book Balance		Plus Receipts	Less Disbursements	Ending Book Balance	Outstanding Warrants	Ending Cash Balance
SPECIAL REVENUE FUNDS (Continued)							
06K Lead Paint	\$ 103,696.89	\$	4,070.00	\$ 8,675.54	\$ 99,091.35	\$	\$ 99,091.35
06L Business and Professions	7,096,429.19		905,889.63	712,383.14	7,289,935.68	52,717.03	7,342,652.71
06R Real Estate Research	657,528.40		23,190.00	51,008.74	629,709.66	30.00	629,739.66
06T License Plate Technology	778,416.42		147,216.51	(500.58)	926,133.51	24.91	926,158.42
071 Warm Water Game Fish	499,511.30		31,192.10	65,876.27	464,827.13	131.08	464,958.21
07C Vessel Response	14,025.00		100.00	14,125.00	14,125.00
07W Domestic Violence Prevention	1,434,785.85		96,612.49	188,382.76	1,343,015.58	33,889.00	1,376,904.58
080 Grade Crossing Protective	56,049.37		33.40	56,082.77	56,082.77
081 State Patrol Highway	22,174,182.56		23,217,879.92	20,827,070.42	24,564,992.06	160,117.88	24,725,109.94
082 Motorcycle Safety Education	2,187,247.00		187,954.52	206,467.36	2,168,734.16	1,387.95	2,170,122.11
084 Building Code Council	192,702.78		64,514.93	40,072.63	217,145.08	1,657.29	218,802.37
086 Fire Service Training	4,749,271.51		39,710.45	574,278.31	4,214,703.65	21,394.54	4,236,098.19
087 Park Land Trust Revolving	2,750,836.37		145,647.38	124,498.95	2,771,984.80	2,771,984.80
08A Education Legacy Trust	106,327,237.57		29,444,704.83	28,282,146.08	107,489,796.32	1,011,687.82	108,501,484.14
08G Flexible Spending Administrative	2,779,314.04		45,109.92	65,389.15	2,759,034.81	2,759,034.81
08H Military Department Rental and Lease	1,839,246.58		44,107.79	27,178.67	1,856,175.70	655.66	1,856,831.36
08K Problem Gambling	513,177.46		132,762.87	73,242.67	572,697.66	160.00	572,857.66
08M Small City Pavement and Sidewalk	2,355,487.96		95,571.47	833,554.31	1,617,505.12	1,617,505.12
08R Waste Tire Removal	1,353,814.85		384,701.50	8,328.18	1,730,188.17	1,730,188.17
094 Transportation Infrastructure	9,574,985.58		42,649.53	9,617,635.11	9,617,635.11
095 Electrical License	11,987,795.32		2,014,442.71	2,308,542.49	11,693,695.54	42,010.84	11,735,706.38
096 Highway Infrastructure	1,009,414.45		602.97	1,010,017.42	1,010,017.42
097 Recreational Vehicle	2,704,766.62		54,261.30	40,114.49	2,718,913.43	1.75	2,718,915.18
099 Puget Sound Capital Construction	8,198,668.84		10,043,270.97	15,715,201.83	2,526,737.98	26,021.17	2,552,759.15
09E Freight Mobility Investment	11,950,812.17		1,070,997.42	6,320.41	13,015,489.18	13,015,489.18
09F High-Occupancy Toll Lanes Operations	5,097,198.19		(7,431.64)	(149,803.38)	5,239,569.93	5,239,569.93
09H Transportation Partnership	131,893,247.60		93,501,403.65	26,617,034.47	198,777,616.78	571,967.99	199,349,584.77
09M Aquatic Invasive Species Enforcement	436,389.21		1,594.48	0.50	437,983.19	100.10	438,083.29
09N Aquatic Invasive Species Prevention	324,262.38		4,773.69	1.50	329,034.57	61.10	329,095.67
09P City-County Assistance		1,544,429.01	35.29	1,544,393.72	115.54	1,544,509.26
09T Washington Main Street Trust Fund	75,064.12		75,064.12	75,064.12
102 Rural Arterial Trust	20,457,907.19		2,522,332.58	2,473,713.89	20,506,525.88	20,506,525.88
104 State Wildlife	21,470,811.33		5,179,682.03	5,974,569.35	20,675,924.01	92,514.02	20,768,438.03
106 Highway Safety	46,348,740.27		4,332,310.98	10,747,661.95	39,933,389.30	182,756.38	40,116,145.68
107 Liquor Excise Tax	9,963,430.68		450,386.81	7,503,689.48	2,910,128.01	2,910,128.01
108 Motor Vehicle	236,082,968.94		133,032,294.62	157,860,144.05	211,255,119.51	5,341,086.70	216,596,206.21
109 Puget Sound Ferry Operations	41,475,762.74		21,711,389.79	22,271,093.77	40,916,058.76	404,127.71	41,320,186.47
10A Aquatic Algae Control	443,479.53		3,073.02	5,990.78	440,561.77	4.00	440,565.77
10B Home Security Fund	15,086,825.76		1,657,336.02	1,570,384.51	15,173,777.27	43,322.95	15,217,100.22
10G Water Rights Tracking System	564,678.72		2,196.30	566,875.02	566,875.02

RECEIPTS AND DISBURSEMENTS FOR TREASURY FUNDS

	October 1, 2017		October 2017		October 31, 2017		
	Beginning Book Balance		Plus Receipts	Less Disbursements	Ending Book Balance	Outstanding Warrants	Ending Cash Balance
SPECIAL REVENUE FUNDS (Continued)							
110 Special Wildlife	\$ 5,608,864.19	\$	\$ 160,449.20	\$ (320,328.00)	\$ 6,089,641.39	\$ 23,317.02	\$ 6,112,958.41
111 Public Service Revolving	15,270,589.48		103,678.96	1,676,610.34	13,697,658.10	5,719.31	13,703,377.41
113 Common School Construction	117,475,497.82		721,679.48	(6,986,523.95)	125,183,701.25	125,183,701.25
116 Basic Data	12,120.00		41,015.00	53,135.00	53,135.00
119 Unemployment Compensation Administration	104,627.91		11,996,306.09	11,818,940.32	281,993.68	1,260,412.76	1,542,406.44
11B Regional Mobility Grant Program	41,888,356.85		3,481,458.78	9,427.41	45,360,388.22	318,872.00	45,679,260.22
11E Freight Mobility Multimodal	13,909,327.43		1,072,164.73	14,981,492.16	14,981,492.16
11H Forest and Fish Support	5,662,107.23		410,279.64	380,499.69	5,691,887.18	128.00	5,692,015.18
11K Washington Auto Theft Prevention Authority	462,722.46		543,789.24	307,510.80	699,000.90	699,000.90
120 Administrative Contingency	11,420,769.66		810,064.49	545,792.50	11,685,041.65	74,552.14	11,759,593.79
12C Affordable Housing For All	3,989,356.81		397,787.87	464,331.12	3,922,813.56	4,013.59	3,926,827.15
12M Charitable Organization Education	1,311,611.92		34,150.00	1,345,761.92	1,345,761.92
12T Traumatic Brain Injury	765,010.82		105,381.82	75,894.50	794,498.14	343.32	794,841.46
134 Employment Services Administrative	19,815,201.02		204,392.54	1,964,483.30	18,055,110.26	73,683.60	18,128,793.86
138 Insurance Commissioner's Regulatory	28,145,157.83		53,057.00	2,529,307.91	25,668,906.92	4,585.09	25,673,492.01
144 Transportation Improvement	51,777,171.87		10,410,291.55	13,283,311.36	48,904,152.06	241,006.60	49,145,158.66
146 Firearms Range	1,612,614.45		23,855.64	13,833.22	1,622,636.87	3,464.69	1,626,101.56
14A Wildlife Rehabilitation	663,800.81		15,444.08	8,287.14	670,957.75	2.00	670,959.75
14G Ballast Water and Biofouling Management	23,290.00		23,290.00	23,290.00
14M Financial Fraud & ID Theft	940,730.61		73,290.00	70,518.07	943,502.54	943,502.54
14R Military Active State Service
14V Ignition Interlock Device	3,686,587.45		256,137.00	254,339.74	3,688,384.71	42,059.06	3,730,443.77
150 Low-Income Weatherization/ Structural Rehabilitation Assistance	1,985,782.58		1,183.72	424.53	1,986,541.77	1,986,541.77
153 Rural Mobility Grant Program	3,625,258.73		1,903,798.78	278,644.16	5,250,413.35	64,100.00	5,314,513.35
154 New Motor Vehicle Arbitration	2,581,253.66		77,362.99	35,771.12	2,622,845.53	9.00	2,622,854.53
158 Aquatic Land Dredged Material Disposal Site	569,056.71		16,864.27	552,192.44	552,192.44
159 Parks Improvement	1,320,561.77		56,332.61	45,505.44	1,331,388.94	1,183.30	1,332,572.24
15H Cleanup Settlement	41,621,025.58		25,032.61	196,758.81	41,449,299.38	41,449,299.38
15M Biotoxin	519,949.16		30,143.00	86,085.11	464,007.05	2,357.23	466,364.28
15P Energy Recovery Act	8,124,023.75		218,861.99	8,342,885.74	8,342,885.74
160 Wood Stove Education and Enforcement	540,310.42		29,280.00	13,943.59	555,646.83	555,646.83
162 Farm Labor Contractor	63,213.63		1,310.00	64,523.63	64,523.63
167 Natural Resources Conservation Areas Stewardship	280,220.98		1.82	650.81	279,571.99	279,571.99
16A Judicial Stabilization Trust	564,078.46		433,830.85	180,430.39	817,478.92	613.55	818,092.47
16J SR 520 Corridor	72,132,257.54		(4,799,910.97)	(4,782,947.50)	72,115,294.07	29,863.49	72,145,157.56
16M Appraisal Management Company	424,982.99		16,896.00	6,804.28	435,074.71	435,074.71
16P Marine Resources Stewardship Trust	176,781.60		105.35	21.07	176,865.88	21.07	176,886.95
16W Hospital Safety Net Assessment	56,768,205.97		13,413,420.26	37,814,128.24	32,367,497.99	32,367,497.99
172 Basic Health Plan Trust	1,841,000.00		1,841,000.00	1,841,000.00
173 State Toxics Control	30,752,397.02		8,212,799.03	4,861,725.56	34,103,470.49	96,760.53	34,200,231.02

RECEIPTS AND DISBURSEMENTS FOR TREASURY FUNDS

		October 1, 2017	October 2017		October 31, 2017		
		Beginning Book Balance	Plus Receipts	Less Disbursements	Ending Book Balance	Outstanding Warrants	Ending Cash Balance
SPECIAL REVENUE FUNDS (Continued)							
174	Local Toxics Control	\$ 66,507,306.74	\$ 5,895,440.68	\$ 2,374,727.19	\$ 70,028,020.23	\$ 338.40	\$ 70,028,358.63
176	Water Quality Permit	2,598,330.81	8,997,563.23	2,685,443.55	8,910,450.49	2,542.08	8,912,992.57
17B	Home Visiting Services	1,863,281.57	854,088.48	(1,083,186.91)	3,800,556.96	3,800,556.96
17N	Complete Streets Grant Program
17P	SR520 Civil Penalties	5,531,195.54	2,653.03	(254,314.57)	5,788,163.14	5,788,163.14
17T	Health Benefit Exchange	1,186,054.06	3,353,743.85	(114,633.20)	4,654,431.11	4,654,431.11
17W	Limousine Carriers	66,319.01	3,304.45	69,623.46	69,623.46
182	Underground Storage Tank	1,253,036.74	110,803.35	152,241.57	1,211,598.52	1,211,598.52
186	County Arterial Preservation	1,115,123.31	2,037,940.24	1,805,203.22	1,347,860.33	1,347,860.33
18J	Capital Vessel Replacement	7,115,833.51	(2,603,008.02)	(9,651.45)	4,522,476.94	246.19	4,522,723.13
18L	Hydraulic Project Approval	173,949.93	1,200.00	(150.00)	175,299.93	600.00	175,899.93
199	Biosolids Permit	1,053,054.64	120,674.55	932,380.09	650.00	933,030.09
19A	Medicaid Fraud Penalty	15,421,037.91	587.30	(4,608,655.89)	20,030,281.10	3,406.72	20,033,687.82
19C	Forest Practice Application	784,145.04	(63.56)	7,847.45	776,234.03	200.00	776,434.03
19G	Environmental Legacy Stewardship	8,095,888.44	(78,830.32)	3,616,707.99	4,400,350.13	6,517.61	4,406,867.74
19T	DOL Technology Improvement and Data Management	999,273.26	41,769.54	1,041,042.80	1,041,042.80
200	Regional Fisheries Enhancement Salmonid Recovery	(768.63)	14,645.26	23,433.93	(9,557.30)	(9,557.30)
201	Department of Licensing Services	1,510,139.57	295,299.25	411,099.08	1,394,339.74	612.30	1,394,952.04
202	Medical Test Site Licensure	733,695.41	3,204.28	70,384.87	666,514.82	5,715.53	672,230.35
203	Passenger Ferry	27.39	27.39	27.39
204	Volunteer Fire Fighters' and Reserve Officers' Administrative	1,793,748.36	1,079.37	36,054.11	1,758,773.62	600.20	1,759,373.82
207	Hazardous Waste Assistance	2,781,678.59	102,621.96	393,136.11	2,491,164.44	1,061.21	2,492,225.65
20B	Brownfield Redevelopment Trust Fund
20H	Connecting Washington	412,802,379.67	56,050,981.07	42,367,084.39	426,486,276.35	129,431.90	426,615,708.25
20J	Electric Vehicle Charging Infrastructure	1,009,968.45	601.93	1,010,570.38	1,010,570.38
20M	Puget Sound Taxpayer Accountability
20N	Transportation Future Funding Program	14,400.00	0.86	14,400.86	14,400.86
20R	Radioactive Mixed Waste	1,708,730.21	883,459.03	825,271.18	1,040.39	826,311.57
20T	PLIA Underground Storage Tank Revolving	15,327,800.51	9,235.73	604,922.13	14,732,114.11	90,956.86	14,823,070.97
20V	Economic Gardening Pilot Project
215	Special Category C	4,060,143.06	371,412.82	4,431,555.88	4,431,555.88
216	Air Pollution Control	1,620,711.89	21,911.28	62,143.29	1,580,479.88	2,925.82	1,583,405.70
217	Oil Spill Prevention	3,050,177.69	469,586.88	838,424.33	2,681,340.24	317,181.63	2,998,521.87
218	Multimodal Transportation	158,480,022.65	16,187,772.55	7,468,549.47	167,199,245.73	462,000.78	167,661,246.51
21E	Concealed Pistol License Renewal	(2,808.74)	7,668.36	16,345.01	(11,485.39)	5,725.86	(5,759.53)
21H	Wastewater Treatment Plant Operator Certification	635.00	6,567.00	7,202.00	7,202.00
21M	Distracted Driving Prevention	11.73	33.62	45.35	45.35
21S	Aquatic Invasive Species Management	(25,245.23)	(25,245.23)
21V	Construction Registration Inspection	302,947.05	696,185.66	1,003,633.11	(4,500.40)	1,276.75	(3,223.65)
222	Freshwater Aquatic Weeds	926,396.64	26,039.99	38,170.46	914,266.17	763.71	915,029.88

RECEIPTS AND DISBURSEMENTS FOR TREASURY FUNDS

		October 1, 2017	October 2017		October 31, 2017		
		Beginning Book Balance	Plus Receipts	Less Disbursements	Ending Book Balance	Outstanding Warrants	Ending Cash Balance
SPECIAL REVENUE FUNDS (Continued)							
223	State Oil Spill Response	\$ 8,511,318.48	\$ 123,244.62	\$ 11,036.35	\$ 8,623,526.75	\$ 4,907.00	\$ 8,628,433.75
234	Public Works Administration	13,772,969.72	493,146.53	357,913.49	13,908,202.76	17,498.92	13,925,701.68
235	Youth Tobacco & Vapor Product Prevention	1,034,580.41	118,563.19	47,522.93	1,105,620.67	1,878.40	1,107,499.07
237	Recreation Access Pass	1,530,458.63	(254,972.95)	475.00	1,275,010.68	190.00	1,275,200.68
260	University of Washington Operating Fees	(219,851.46)	(219,851.46)	(219,851.46)
262	Manufactured Home Installation Training	448,050.94	20,941.35	(45,083.79)	514,076.08	0.68	514,076.76
263	Community and Economic Development Fee	2,749,724.38	111,548.21	78,995.81	2,782,276.78	21,316.77	2,803,593.55
267	Recreation Resources	16,834,324.84	930,098.41	422,759.86	17,341,663.39	1,324.44	17,342,987.83
268	Nonhighway and Off-Road Vehicle Activities (NOVA) Program	7,521,870.43	649,662.56	166,968.26	8,004,564.73	46,685.41	8,051,250.14
269	Parks Renewal and Stewardship	21,795,946.40	6,197,841.55	5,602,588.93	22,391,199.02	72,333.67	22,463,532.69
271	Washington State University Operating Fees
275	Central Washington University Operating Fees
277	State Agency Parking	245,922.44	10,699.00	5,898.46	250,722.98	250,722.98
296	Columbia River Basin Water Supply Rev Recovery	3,457,234.85	601,297.19	4,058,532.04	4,058,532.04
315	Dedicated Marijuana Fund	94,229,342.27	31,045,666.60	7,393,791.96	117,881,216.91	32,426.74	117,913,643.65
319	Public Health Supplemental	1,727,191.82	4,183.42	94,299.65	1,637,075.59	9,648.24	1,646,723.83
404	State Treasurer's Service	9,414,165.87	1,708,163.97	762,290.48	10,360,039.36	2,025.65	10,362,065.01
408	Coastal Protection	1,081,940.77	14,947.75	1,096,888.52	1,096,888.52
441	Local Government Archives	1,437,966.12	444,313.15	523,126.21	1,359,153.06	988.03	1,360,141.09
500	Perpetual Surveillance and Maintenance	46,209,389.43	27,540.01	46,236,929.44	46,236,929.44
507	Oyster Reserve Land	506,020.00	5,981.28	512,001.28	512,001.28
511	Tacoma Narrows Toll Bridge	21,376,863.69	(3,875,680.87)	(3,789,823.88)	21,291,006.70	21,291,006.70
513	Derelict Vessel Removal	1,436,752.45	9,387.77	23,592.30	1,422,547.92	1,425.12	1,423,973.04
532	Washington Housing Trust	10,063,752.11	456,944.81	268,296.75	10,252,400.17	377.13	10,252,777.30
535	Alaskan Way Viaduct Replacement Project	3,232,278.81	(89,999.17)	3,142,279.64	3,142,279.64
549	Election	3,665,604.05	2,189.10	9,398.72	3,658,394.43	3,658,394.43
550	Transportation 2003	(23,053,045.39)	39,822,543.89	13,490,722.56	3,278,775.94	568,236.87	3,847,012.81
562	Skilled Nursing Facility Safety Net Trust	16,611,459.29	32,079.49	11,234,166.79	5,409,371.99	1,995.00	5,411,366.99
564	Water Pollution Control Revolving Administration	4,063,599.34	198,862.91	223,227.40	4,039,234.85	4,039,234.85
565	Yakima Integrated Plan Implementation Revenue Recovery
566	Community Forest Trust	68,838.75	43.18	1,330.13	67,551.80	67,551.80
571	Multiuse Roadway Safety	207,368.92	10,506.17	217,875.09	217,875.09
595	I-405 Express Toll Lanes Operations	20,148,167.07	(69,035.09)	(1,133,037.00)	21,212,168.98	21,212,168.98
600	Department of Retirement Systems Expense	5,918,049.48	3,275,095.63	2,389,962.04	6,803,183.07	15,521.06	6,818,704.13
689	Rural Washington Loan	8,175,586.51	4,875.64	14.57	8,180,447.58	8,180,447.58
727	Water Pollution Control Revolving	129,245,148.07	8,219,704.05	25,054,882.03	112,409,970.09	112,409,970.09
733	Capitol Campus Reserve
777	Prostitution Prevention and Intervention	84,156.31	2,930.21	87,086.52	87,086.52
785	State Educational Trust Fund	6,308,698.89	68,364.93	1,207.84	6,375,855.98	1,012.84	6,376,868.82
818	Youth Athletic Facility	188,223.60	112.18	188,335.78	188,335.78

RECEIPTS AND DISBURSEMENTS FOR TREASURY FUNDS

	October 1, 2017		October 2017		October 31, 2017		
	Beginning Book Balance		Plus Receipts	Less Disbursements	Ending Book Balance	Outstanding Warrants	Ending Cash Balance
SPECIAL REVENUE FUNDS (Continued)							
825 Tobacco Settlement	\$		\$	\$	\$	\$	\$
844 Money-Purchase Retirement Savings Administrative
874 OASI Revolving	213,985.56		50.00	12,065.84	201,969.72	201,969.72
887 Public Facilities Construction Loan Revolving	22,236,914.39		893,796.16	470,653.81	22,660,056.74	91.78	22,660,148.52
888 Deferred Compensation Administrative	1,792,816.36		(55,502.39)	823,275.31	914,038.66	914,038.66
893 Radiation Perpetual Maintenance	340,986.73		203.22	341,189.95	341,189.95
TOTAL SPECIAL REVENUE FUNDS	\$ 2,694,506,494.20		\$ 609,143,068.26	\$ 513,900,176.65	\$ 2,789,749,385.81	\$ 12,623,258.81	\$ 2,802,372,644.62
DEBT SERVICE FUNDS							
303 Highway Bond Retirement	\$ 57,581,116.15		\$ 49,231,101.21	\$ 9,853,351.27	\$ 96,958,866.09	\$	\$ 96,958,866.09
304 Ferry Bond Retirement	5,354,354.20		24,029,792.63	22,786,113.94	6,598,032.89	6,598,032.89
305 Transportation Improvement Board Bond Retirement	2,190,833.30		564,259.53	2,755,092.83	2,755,092.83
347 Washington State University Bond Retirement	9,544,391.58		1,511,541.83	7,058,866.34	3,997,067.07	3,997,067.07
348 University of Washington Bond Retirement	11,252,748.14		(914,853.42)	1,197,637.60	9,140,257.12	9,140,257.12
380 Debt-Limit General Fund Bond Retirement	289,482.00		29,934,697.91	30,223,799.35	380.56	380.56
381 Debt-Limit Reimbursable Bond Retirement
382 Nondebt-Limit General Fund Bond Retirement
383 Nondebt-Limit Reimbursable Bond Retirement
384 Nondebt-Limit Proprietary Appropriated Bond Retirement
385 Nondebt-Limit Proprietary Nonappropriated Bond Retirement
386 Nondebt-Limit Revenue Bond Retirement
389 Toll Facility Bond Retirement	22,444,449.75		4,675,704.35	27,120,154.10	27,120,154.10
TOTAL DEBT SERVICE FUNDS	\$ 108,657,375.12		\$ 109,032,244.04	\$ 71,119,768.50	\$ 146,569,850.66	\$	\$ 146,569,850.66
CAPITAL PROJECTS FUNDS							
01L Higher Education Construction	\$		\$	\$	\$	\$	\$
036 Capitol Building Construction	1,078,735.22		926.41	(296,547.12)	1,376,208.75	1,376,208.75
056 State Higher Education Construction	2,348.45		1.40	2,349.85	2,349.85
057 State Building Construction	(194,147,993.27)		403,322,537.16	77,379,012.71	131,795,531.18	2,459,785.46	134,255,316.64
060 Community and Technical College Capital Projects	4,681,617.84		6,496,599.83	(556,085.47)	11,734,303.14	11,734,303.14
061 Eastern Washington University Capital Projects	2,087,035.82		1,131,906.91	431,868.26	2,787,074.47	2,787,074.47
062 Washington State University Building	2,050,806.20		1,613.09	55,999.49	1,996,419.80	1,996,419.80
063 Central Washington University Capital Projects	4,007,646.51		211,403.78	25,455.83	4,193,594.46	4,193,594.46
064 University of Washington Building	8,660,152.71		1,076,946.43	2,414,102.06	7,322,997.08	7,322,997.08
065 Western Washington University Capital Projects	2,178,964.04		210,762.89	348,634.79	2,041,092.14	2,041,092.14
066 The Evergreen State College Capital Projects	2,455,968.17		210,465.76	14,566.60	2,651,867.33	2,651,867.33
075 State Social and Health Services Construction	5,371.39		5,371.39	5,371.39
18B Columbia River Basin Tax Bond Water Supply Development	1,990,308.58		1,186.17	1,991,494.75	1,991,494.75
245 Public Safety Reimbursable Bond	4.12		4.12	4.12
246 Community and Technical College Forest Reserve	1,907,319.20		(245,444.24)	2,152,763.44	2,152,763.44

RECEIPTS AND DISBURSEMENTS FOR TREASURY FUNDS

		October 1, 2017	October 2017		October 31, 2017		
		Beginning Book Balance	Plus Receipts	Less Disbursements	Ending Book Balance	Outstanding Warrants	Ending Cash Balance
CAPITAL PROJECTS FUNDS (Continued)							
289	Thurston County Capital Facilities	\$ 3,992,406.23	\$ 439,850.42	\$ 110,052.36	\$ 4,322,204.29	\$	\$ 4,322,204.29
357	Gardner-Evans Higher Education Construction	45,698.05	45,698.05	45,698.05
364	Military Department Capital	1,084,597.35	1,084,597.35	1,084,597.35
TOTAL CAPITAL PROJECTS FUNDS		\$ (157,919,013.39)	\$ 413,104,200.25	\$ 79,681,615.27	\$ 175,503,571.59	\$ 2,459,785.46	\$ 177,963,357.05
PERMANENT FUNDS							
04B	Natural Resources Real Property Replacement	\$ 6,229,050.30	\$ 3,927.35	\$	\$ 6,232,977.65	\$	\$ 6,232,977.65
601	Agricultural Permanent	56,613.46	(184,214.86)	240,828.32	240,828.32
603	Millersylvania Park Trust	5,470.29	3.26	5,473.55	5,473.55
604	Normal School Permanent	67,675.83	(213,004.87)	280,680.70	280,680.70
605	Permanent Common School	64,076.21	(8,015.70)	72,091.91	72,091.91
606	Scientific Permanent	176,588.93	(251,307.49)	427,896.42	427,896.42
607	State University Permanent	151,219.43	(26,948.06)	178,167.49	178,167.49
851	Developmental Disabilities Community Trust	385,488.51	229.74	385,718.25	385,718.25
TOTAL PERMANENT FUNDS		\$ 7,136,182.96	\$ 4,160.35	\$ (683,490.98)	\$ 7,823,834.29	\$	\$ 7,823,834.29
ENTERPRISE FUNDS							
401	Correctional Industries	\$ 4,607,152.66	\$ 9,908,993.88	\$ 9,324,806.62	\$ 5,191,339.92	\$ 126,944.22	\$ 5,318,284.14
407	Secretary of State's Revolving	10,626,857.45	738,582.61	892,854.97	10,472,585.09	100.00	10,472,685.09
578	Lottery Administrative	889,412.98	1,013,008.27	1,217,669.14	684,752.11	11,511.09	696,263.20
608	Accident	2,586,580.74	197,123,145.88	187,096,419.77	12,613,306.85	37,636,453.87	50,249,760.72
609	Medical Aid	5,066,974.55	173,050,086.68	170,845,198.02	7,271,863.21	3,915,261.63	11,187,124.84
610	Accident Reserve	1,583,520.89	61,713,641.70	61,764,742.60	1,532,419.99	1,698,240.71	3,230,660.70
881	Supplemental Pension	1,104,097.21	94,242,031.30	91,840,844.72	3,505,283.79	1,630,258.27	5,135,542.06
883	Second Injury	7,212,049.51	8,314,001.44	64,948.67	15,461,102.28	18,011.13	15,479,113.41
TOTAL ENTERPRISE FUNDS		\$ 33,676,645.99	\$ 546,103,491.76	\$ 523,047,484.51	\$ 56,732,653.24	\$ 45,036,780.92	\$ 101,769,434.16
INTERNAL SERVICE FUNDS							
006	Public Records Efficiency, Preservation & Access	\$ 1,786,939.37	\$ 671,220.72	\$ 358,071.35	\$ 2,100,088.74	\$	\$ 2,100,088.74
405	Legal Services Revolving	(5,554,025.30)	24,774,568.04	11,480,796.78	7,739,745.96	97,878.28	7,837,624.24
410	Transportation Equipment	11,393,995.76	929,768.10	744,898.23	11,578,865.63	102,792.56	11,681,658.19
415	Personnel Service	574,706.41	1,034,961.89	580,904.42	1,028,763.88	1,477.41	1,030,241.29
418	State Health Care Authority Administrative	4,816,672.03	(299,774.76)	1,135,078.59	3,381,818.68	5,438.66	3,387,257.34
455	Higher Education Personnel Service	286,086.01	219.21	238,499.98	47,805.24	486.54	48,291.78
468	OFM Central Service	(2,285,539.72)	659,068.00	590,237.43	(2,216,709.15)	(2,216,709.15)
483	Auditing Services Revolving	593,130.74	657,621.32	442,516.34	808,235.72	1,190.73	809,426.45
484	Administrative Hearings Revolving	(1,598,410.85)	2,558,117.89	1,578,070.52	(618,363.48)	2,700.20	(615,663.28)
TOTAL INTERNAL SERVICE FUNDS		\$ 10,013,554.45	\$ 30,985,770.41	\$ 17,149,073.64	\$ 23,850,251.22	\$ 211,964.38	\$ 24,062,215.60
PENSION TRUST FUNDS							
614	Volunteer Firefighters' Relief and Pension Principal	\$ 17,714,128.20	\$ 532,487.14	\$ 1,091,121.30	\$ 17,155,494.04	\$ 37,287.94	\$ 17,192,781.98

RECEIPTS AND DISBURSEMENTS FOR TREASURY FUNDS

		October 1, 2017	October 2017		October 31, 2017		
		Beginning Book Balance	Plus Receipts	Less Disbursements	Ending Book Balance	Outstanding Warrants	Ending Cash Balance
PENSION TRUST FUNDS (Continued)							
615	State Patrol - Plan1	\$ 1,006,638.12	\$ 5,859,834.18	\$ 5,936,548.46	\$ 929,923.84	\$ 48,192.51	\$ 978,116.35
616	Judges' Retirement	713,642.02	125,440.97	32,880.99	806,202.00	806,202.00
630	State Patrol - Plan 2	448,164.78	917,400.79	1,000,000.00	365,565.57	1,015.56	366,581.13
631	Public Employees' Retirement System Plan 1	11,552,716.72	154,111,375.09	155,502,415.65	10,161,676.16	1,390,754.60	11,552,430.76
632	Teachers' Retirement System Plan 1	9,901,412.85	105,022,516.19	107,111,120.99	7,812,808.05	1,168,165.05	8,980,973.10
633	School Employees' Retirement System Combined Plan 2 & 3	4,316,568.67	56,926,650.21	57,369,961.07	3,873,257.81	228,488.49	4,101,746.30
635	Public Safety Employees Retirement System Plan 2	309,026.73	5,979,426.09	6,053,169.36	235,283.46	6,635.71	241,919.17
641	Public Employees' Retirement System Combined Plan 2 & 3	12,107,861.91	254,549,195.15	256,512,587.38	10,144,469.68	1,035,989.33	11,180,459.01
642	Teachers' Retirement System Combined Plan 2 and 3	12,727,353.26	184,961,626.68	186,997,069.17	10,691,910.77	182,657.75	10,874,568.52
722	Deferred Compensation Principal	2,556,718.21	38,856,271.37	39,352,177.84	2,060,811.74	7,559.84	2,068,371.58
729	Judicial Retirement Principal	9,361.58	137,538.44	137,526.66	9,373.36	9,373.36
819	LEOFF Plan 1 Retirement	3,533,750.23	30,331,987.06	30,946,564.57	2,919,172.72	573,461.49	3,492,634.21
829	LEOFF Plan 2 Retirement	3,966,329.04	50,146,934.90	50,828,978.72	3,284,285.22	171,402.16	3,455,687.38
882	Washington Judicial Retirement System	7,574,434.36	2,182,695.79	718,960.89	9,038,169.26	9,038,169.26
TOTAL PENSION TRUST FUNDS		\$ 88,438,106.68	\$ 890,641,380.05	\$ 899,591,083.05	\$ 79,488,403.68	\$ 4,851,610.43	\$ 84,340,014.11
AGENCY FUNDS							
01P	Suspense	\$ 39,860,340.39	\$ 40,553,635.41	\$ 32,220,549.28	\$ 48,193,426.52	\$ 240,416.16	\$ 48,433,842.68
01R	Undistributed Receipts	3,716,552.60	100.00	3,716,652.60	3,716,652.60
01T	Local Leasehold Excise Tax	1,206,087.86	5,988,181.17	(4,782,093.31)	(4,782,093.31)
034	Local Sales and Use Tax
035	State Payroll Revolving	30,432,527.13	473,063,466.34	484,599,976.27	18,896,017.20	1,708,948.26	20,604,965.46
165	Salary Reduction	3,217,642.48	2,683,221.97	1,805,671.19	4,095,193.26	4,095,193.26
768	Local Real Estate Excise Tax	764,196.78	764,196.78
795	State Investment Board Commingled Monthly Bond	723.10	723.10
865	State Investment Board Commingled Trust	23,685.61	23,685.61
877	OASI Contribution
TOTAL AGENCY FUNDS		\$ 78,433,150.46	\$ 517,089,029.21	\$ 525,402,983.40	\$ 70,119,196.27	\$ 1,949,364.42	\$ 72,068,560.69
TOTAL TREASURY FUNDS		\$ 4,323,464,996.83	\$ 6,121,298,467.61	\$ 5,493,517,844.59	\$ 4,951,245,619.85	\$ 94,995,582.31	\$ 5,046,241,202.16

RECEIPTS AND DISBURSEMENTS FOR TREASURER'S TRUST FUNDS

		October 1, 2017	October 2017		October 31, 2017		
		Beginning Book Balance	Plus Receipts	Less Disbursements	Ending Book Balance	Outstanding Warrants	Ending Cash Balance
GENERAL FUND							
06N	Local Tax Administration	\$	\$	\$	\$	\$	\$
07F	Commercial Fisheries Buyback
08B	Foster Care Endowed Scholarship Trust	15,580.21	9.28	15,589.49	15,589.49
08E	Individual Development Account Program	1,949.42	1.16	1,950.58	1,950.58
08N	State Financial Aid	(10,014,890.14)	51,482,598.86	21,297,688.35	20,170,020.37	14,107.22	20,184,127.59
08T	Transportation Innovative Partnership
10L	Health Insurance Partnership
10V	Invasive Species Council
10W	Family and Medical Leave Enforcement
11M	Poet Laureate	115.55	115.55	115.55
11R	Hospital Infection Control Grant
12L	Outdoor Education and Recreation Prog	851,731.16	851,731.16	851,731.16
12P	Geoduck Aquaculture Research	0.48	0.48	0.48
131	Fair	2,124,742.55	1,271.36	3,804.35	2,122,209.56	2,122,209.56
132	State Trade Fair
14F	Family Leave Insurance	397,171.38	236.71	397,408.09	397,408.09
14N	Legislative Oral History	57,246.20	57,246.20	57,246.20
14P	Skeletal Human Remains Assistance	276,406.16	276,406.16	276,406.16
15B	Food Animal Vet Scholarship
15N	Business Assistance
16F	Washington State Flag	410.96	410.96	410.96
16K	Mortgage Recovery
16R	Multiagency Permitting Team	93,017.93	55.44	93,073.37	93,073.37
17R	Aerospace Training Student Loan	1,017,475.00	16,145.33	7,223.54	1,026,396.79	12.93	1,026,409.72
18C	Native Education Public-Private Partnership
18F	High School Completion
18G	Opportunity Scholarship Match Transfer	10,400,000.00	10,400,000.00	10,400,000.00
18K	24/7 Sobriety	877.08	568.44	1,445.52	1,445.52
18V	Science, Technology, Engineering and Math Education Lighthouse
19J	Universal Communications Services	9,721,562.32	9,721,562.32	9,721,562.32
19V	Cancer Research Endowment Match Transfer	9,920,075.77	4,629.76	9,915,446.01	9,915,446.01
20L	Early Start
21J	Gina Grant Bull Memorial Legislative Page Scholarship	1,700.39	1,675.74	3,376.13	3,376.13
21K	Skilled Worker Awareness Grant Program
21L	Low-Income Home Rehab Revolving Loan Program
21T	Suicide-Safer Homes Project	50,000.00	50,000.00	50,000.00
21U	Information Technology Investment
22A	State Agency Office Relocation Pool	9,712,000.00	38,681.48	9,673,318.52	9,673,318.52
22B	Highway Worker Memorial Scholarship
290	Savings Incentive	2,770,116.90	30,650.25	2,739,466.65	2,594.27	2,742,060.92

RECEIPTS AND DISBURSEMENTS FOR TREASURER'S TRUST FUNDS

		October 1, 2017	October 2017		October 31, 2017		
		Beginning Book Balance	Plus Receipts	Less Disbursements	Ending Book Balance	Outstanding Warrants	Ending Cash Balance
GENERAL FUND (Continued)							
447	Information Technology Investment Revolving	\$ 8,326,972.29	\$ 23,095.61	\$ (249,757.87)	\$ 8,599,825.77	\$	\$ 8,599,825.77
490	Regional Transportation Investment District
493	School Employees' Insurance
494	School Employees' Benefits Board Administration
514	Agricultural Conservation Easements
534	Washington Graduate Fellowship Trust	489.80	489.80	489.80
551	Washington Youth and Families	124,634.31	124,634.31	124,634.31
552	Conservation Assistance Revolving	361,816.25	29,146.00	390,962.25	390,962.25
646	Higher Ed Retirement Plan Supplemental Benefit	1,200.83	494,449.59	494,450.00	1,200.42	1,200.42
653	Washington Distinguished Professorship Trust
743	College Faculty Awards Trust	186.14	186.14	186.14
747	Health Professional Loan Repayment & Scholarship Program	10,888,063.61	583,972.20	485,406.33	10,986,629.48	6,899.33	10,993,528.81
748	Higher Education Coord. Board for Innovation and Quality
781	Cross-State Trail	473.10	473.10	473.10
793	Health Insurance Pool
817	Stadium and Exhibition Center Construction
835	Four Year Student Child Care in Higher Education	76,785.35	76,785.35	76,785.35
837	Washington's Promise Scholarship	8.09	0.01	8.10	8.10
TOTAL GENERAL FUND		\$ 46,777,919.09	\$ 63,033,225.73	\$ 22,112,776.19	\$ 87,698,368.63	\$ 23,613.75	\$ 87,721,982.38
SPECIAL REVENUE FUNDS							
01F	Crime Victims' Compensation	\$ 7,461,740.14	\$ 71,445.01	\$	\$ 7,533,185.15	\$	\$ 7,533,185.15
025	Pilotage	804,284.59	70,400.41	80,045.19	794,639.81	794,639.81
03K	Industrial Insurance Premium Refund	4,930,992.75	3,787.60	110,644.15	4,824,136.20	700.00	4,824,836.20
04F	Real Estate Education Program	617,899.71	531.75	249.86	618,181.60	618,181.60
06H	Oral History, State Library, and Archives	35,445.28	1,040.00	9,277.71	27,207.57	27,207.57
06J	Securities Prosecution	633,305.07	(87,863.17)	503.83	544,938.07	544,938.07
07A	Mortgage Lending Fraud Prosecution	320,432.80	26,317.45	46,603.09	300,147.16	300,147.16
07B	Organ and Tissue Donation Awareness	74,887.54	33,762.44	58,364.82	50,285.16	50,285.16
07E	Contract Harvesting Revolving	11,120,920.12	5,360.56	2,699,936.77	8,426,343.91	87,230.44	8,513,574.35
07J	"Helping Kids Speak"	2,618.01	2,303.00	1,887.67	3,033.34	3,033.34
07K	Special License Plate Applicant Trust	6,103.00	6,103.00	6,103.00
07L	Legislative International Trade	1,756.94	638.58	1,118.36	1,118.36
07N	Produce Railcar Pool	55.02	(30,846.65)	30,901.67	30,901.67
07T	Commemorative Works	3,295.54	1.96	3,297.50	3,297.50
07V	Fish and Wildlife Enforcement Reward	703,988.10	35,012.78	16,008.80	722,992.08	174.41	723,166.49
08C	Gonzaga University Alumni Association	5,318.71	3,478.99	3,486.01	5,311.69	5,311.69
08F	Lighthouse Environmental Programs	10,905.98	9,261.00	6,267.34	13,899.64	13,899.64
08J	Prescription Drug Consortium	42,947.77	42,947.77	42,947.77
08L	"Ski & Ride Washington"	3,152.54	3,775.34	2,741.65	4,186.23	4,186.23

RECEIPTS AND DISBURSEMENTS FOR TREASURER'S TRUST FUNDS

		October 1, 2017	October 2017		October 31, 2017		
		Beginning Book Balance	Plus Receipts	Less Disbursements	Ending Book Balance	Outstanding Warrants	Ending Cash Balance
SPECIAL REVENUE FUNDS (Continued)							
08P	State Parks Education and Enhancement	\$ 451,741.87	\$ 12,126.33	\$ 9,603.20	\$ 454,265.00	\$	\$ 454,265.00
08V	Veterans Stewardship	1,464,736.46	50,948.07	41,281.58	1,474,402.95	6,407.37	1,480,810.32
08W	"Washington's National Park Fund"	18,941.92	17,612.00	15,253.02	21,300.90	21,300.90
098	Eastern Washington Pheasant Enhancement	214,372.18	50,201.65	36,421.09	228,152.74	105.86	228,258.60
09A	We Love Our Pets	10,973.57	4,752.99	3,745.00	11,981.56	11,981.56
09B	Boating Safety Education Certification	772,602.87	12,950.00	123,083.16	662,469.71	340.00	662,809.71
09J	Washington Coastal Crab Pot Buoy Tag	177,707.81	68,886.25	668.67	245,925.39	375.00	246,300.39
09K	Life Sciences Discovery	2,635,233.22	1,657.18	243,705.05	2,393,185.35	27,986.31	2,421,171.66
09L	Nursing Resource Center	167,311.38	51,935.00	338.69	218,907.69	20.00	218,927.69
10F	"Share the Road"	16,855.05	8,831.65	6,458.67	19,228.03	19,228.03
11A	Employment Training Finance	316,616.00	44,888.63	55,009.10	306,495.53	306,495.53
11J	Electronic Products Recycling	540,507.79	33,446.27	507,061.52	507,061.52
11P	Large On-Site Sewage Systems
11V	Veteran Estate Management	10,398.09	26,039.72	42,031.22	(5,593.41)	456.00	(5,137.41)
126	Agricultural Local	14,598,814.87	2,067,670.12	2,603,711.71	14,062,773.28	29,595.80	14,092,369.08
128	Grain Inspection Revolving	8,238,741.49	1,100,657.39	1,068,414.96	8,270,983.92	2,618.01	8,273,601.93
12E	Assisted Living Facility Management	239,791.15	(9,652.74)	249,443.89	249,443.89
12F	Manufactured/Mobile Home Dispute Resol	2,501,665.73	56,884.50	27,614.41	2,530,935.82	2,530,935.82
12G	Rockfish Research	408,365.10	7,290.88	58,622.57	357,033.41	36.00	357,069.41
12H	Uniformed Service Shared Leave Pool	738,976.46	(19,342.89)	758,319.35	758,319.35
12N	Get Ready For Math & Science Schlarshp	30,351.44	2,241.56	32,593.00	32,593.00
133	Children's Trust	541,338.67	5,558.66	4,366.42	542,530.91	542,530.91
14E	Washington State Heritage Center	2,819,572.03	528,289.53	620,718.75	2,727,142.81	66.34	2,727,209.15
14W	Reduced Cigarette Ignition Propensity	441,018.16	4,014.29	5,422.49	439,609.96	47.79	439,657.75
15A	Transitional Housing Oper & Rent	166,310.15	166,310.15	166,310.15
15T	Broadband Mapping
15V	Funeral and Cemetery	795,871.30	28,456.02	54,372.50	769,954.82	859.48	770,814.30
15W	Guaranteed Asset Protection Waiver	18,500.00	250.00	18,750.00	18,750.00
163	Worker and Community Right to Know	(29,343.78)	225,486.85	(981,698.31)	1,177,841.38	2,363.68	1,180,205.06
169	Horse Racing Commission Operating	1,049,705.88	135,272.88	371,486.43	813,492.33	12,439.13	825,931.46
16B	Landscape Architects' License	328,726.38	11,000.00	22,478.41	317,247.97	317,247.97
16E	Spec Forest Products Outreach/Education	12,113.65	261.38	12,375.03	12,375.03
16G	Universal Vaccine Purchase	8,762,833.64	5,437,730.92	5,839,859.80	8,360,704.76	8,360,704.76
16H	Columbia River Salmon/Steelhead Endorsement	1,241,989.48	63,697.24	157,166.05	1,148,520.67	60.15	1,148,580.82
16L	Accessible Communities	511,923.90	11,356.88	8,604.53	514,676.25	514,676.25
16N	Disabled Veterans Assistance
16T	Product Stewardship Programs	287,356.57	13,187.06	274,169.51	274,169.51
17H	WA Global Health Technologies Product Development	2.06	2.06	2.06
17L	Foreclosure Fairness	651,706.88	227,750.00	223,929.18	655,527.70	655,527.70
17M	Individual-Based/Portable Background Check Clearance	145,631.29	29,797.00	47,644.73	127,783.56	359.00	128,142.56

RECEIPTS AND DISBURSEMENTS FOR TREASURER'S TRUST FUNDS

	October 1, 2017		October 2017		October 31, 2017		
	Beginning Book Balance		Plus Receipts	Less Disbursements	Ending Book Balance	Outstanding Warrants	Ending Cash Balance
SPECIAL REVENUE FUNDS (Continued)							
17V Volunteer Firefighters	\$ 5,151.99	\$	\$ 3,196.68	\$ 2,435.99	\$ 5,912.68	\$	\$ 5,912.68
180 Local Government Administrative Hearings	241,161.54		5,920.32	247,081.86	247,081.86
189 Clarke-McNary
18A Investing In Innovation	34,347.09		34,347.09	34,347.09
18E Educator Certification Processing	2,494,633.34		125,843.00	197,626.76	2,422,849.58	820.40	2,423,669.98
18M Music Matters Awareness	5,634.99		4,675.99	4,290.99	6,019.99	6,019.99
18N Damage Prevention	108,900.00		2,725.00	111,625.00	111,625.00
18R Seattle Sounders FC	6,480.59		4,036.65	4,346.99	6,170.25	6,170.25
190 Forest Fire Protection Assessment	10,137,315.27		1,269.28	761,042.22	9,377,542.33	8,489.18	9,386,031.51
193 State Forest Nursery Revolving	1,393,591.11		306.12	(526,111.66)	1,920,008.89	5,367.18	1,925,376.07
195 Energy	13,582.68		8.10	13,590.78	13,590.78
197 Statute Law Committee Publications	789,987.53		561.14	12,103.66	778,445.01	91.22	778,536.23
198 Access Road Revolving	6,543,771.14		1,160.17	(203,388.98)	6,748,320.29	78,171.72	6,826,492.01
19B School for the Blind	1,788,110.46		110,372.59	175,615.69	1,722,867.36	1,722,867.36
19E 4-H Program	251.00		648.67	336.00	563.67	563.67
19F Seattle Seahawks	38,649.37		38,838.18	36,540.03	40,947.52	40,947.52
19H Center for Childhood Deafness and Hearing Loss	291,911.14		1,519.13	293,430.27	293,430.27
19M Seattle University	18,622.34		893.66	19,516.00	19,516.00
19P Child Rescue	9,742.51		86.64	9,829.15	9,829.15
19R Residential Services and Support
19W Wolf-Livestock Conflict	287,853.03		287,853.03	287,853.03
205 Mobile Home Park Relocation	1,788,580.49		42,556.78	169,989.89	1,661,147.38	1,661,147.38
206 Cost of Supervision	634,160.03		143,254.17	142,869.34	634,544.86	2,659.35	637,204.21
209 Regional Fisheries Enhancement Group	1,535,235.26		19,535.24	35,437.09	1,519,333.41	1.11	1,519,334.52
20A State Flower	2,139.67		1,719.66	1,691.67	2,167.66	2,167.66
20D CPA Scholarship Transfer	275,000.00		275,000.00	275,000.00
20E WA Internet Crimes Against Children
20G Washington Farmers and Ranchers	112.00		308.00	84.00	336.00	336.00	672.00
20K Licensing & Enforcement System Modernization	1,250,205.58		1,184.67	61,387.27	1,190,002.98	5,223.69	1,195,226.67
20P Nursing Facility Quality Enhancement	2,315,317.99		2,315,317.99	2,315,317.99
20W Washington Tennis	896.00		84.00	980.00	980.00
210 Fire Protection Contractor License	334,810.23		38,143.81	56,921.94	316,032.10	157.08	316,189.18
213 Veterans' Emblem	29,095.44		511.00	29,606.44	29,606.44
214 Temporary Worker Housing	242,023.52		1,376.00	9,553.08	233,846.44	233,846.44
219 Air Operating Permit	659,620.57		110,284.99	549,335.58	11.42	549,347.00
21A Washington State Wrestling	294.00		420.00	294.00	420.00	420.00
21C Washington Sexual Assault Kit	2,558,284.09		1,524.99	5,658.78	2,554,150.30	2,554,150.30
21F Fred Hutch
21G Washington State Aviation	11,048.33		1,962.33	13,010.66	13,010.66
21N NE WA Wolf-Livestock Management

RECEIPTS AND DISBURSEMENTS FOR TREASURER'S TRUST FUNDS

		October 1, 2017	October 2017		October 31, 2017		
		Beginning Book Balance	Plus Receipts	Less Disbursements	Ending Book Balance	Outstanding Warrants	Ending Cash Balance
SPECIAL REVENUE FUNDS (Continued)							
21Q	Forest Health Revolving	\$	\$	\$	\$	\$	\$
21W	K-12 Criminal Background Check	27,191.00	27,191.00	27,191.00
225	Fingerprint Identification	3,993,360.99	982,605.75	1,092,880.90	3,883,085.84	3,483.59	3,886,569.43
22E	Family and Medical Leave Enforcement
22F	Family and Medical Leave Insurance	82,000,000.00	82,000,000.00	82,000,000.00
22G	Photovoltaic Module Recycling
259	Coastal Crab	98,271.33	1,000.00	5,568.78	93,702.55	93,702.55
274	Adult Family Home	635,091.18	(8,546.94)	643,638.12	643,638.12
281	Impaired Driving Safety	383,787.02	148,743.00	439,719.50	92,810.52	94.50	92,905.02
283	Juvenile Accountability Incentive	83,669.80	49.86	83,719.66	83,719.66
294	Sea Cucumber Dive Fishery
295	Sea Urchin Dive Fishery	3.42	3.42	3.42
297	Pipeline Safety	5,476,819.70	131,456.23	193,771.42	5,414,504.51	387.72	5,414,892.23
298	Geologists'	321,159.27	29,385.00	15,580.87	334,963.40	270.00	335,233.40
300	Financial Services Regulation	18,830,069.11	1,108,766.66	2,503,454.18	17,435,381.59	31,377.18	17,466,758.77
320	Puget Sound Crab Pot Buoy Tag	75,876.99	318.75	1,490.41	74,705.33	74,705.33
328	Crim Justice Training Commis Firing Range Maintenance	81,178.00	81,178.00	81,178.00
416	Surplus and Donated Food Commodities Revolving	3,997,040.17	932,866.24	1,770,141.49	3,159,764.92	37,122.53	3,196,887.45
424	Anti-Trust Revolving	2,080,826.44	2,302.82	143,935.21	1,939,194.05	1,939,194.05
480	Financial Education Public-Private Partnership	16,284.75	12.00	16,272.75	78.10	16,350.85
485	Horse Racing Owners' Bonus/Breeder Awards	540,715.81	22,357.08	485.25	562,587.64	195.82	562,783.46
495	Toll Collection	17,897,140.23	15,510,546.02	14,747,154.37	18,660,531.88	38,566.12	18,699,098.00
496	Future Teachers Conditional Scholarship	2,331,586.39	1,439,906.55	38,822.94	3,732,670.00	3,016.19	3,735,686.19
497	Horse Racing Commission Class C Purse Fund	59,572.81	5,859.36	65,432.17	65,432.17
498	Washington State Council of Fire Fighters Benevolent	14,784.71	10,553.68	10,385.67	14,952.72	14,952.72
499	Law Enforcement Memorial	45,818.11	28,779.34	23,198.06	51,399.39	51,399.39
501	Liquor Revolving	8,833,023.75	31,936,695.19	3,988,846.33	36,780,872.61	155,075.30	36,935,947.91
503	Tuition Recovery	3,431,647.23	35,279.89	2,690.21	3,464,236.91	3,464,236.91
515	DNA Data Base	735,042.36	38,932.29	10,612.55	763,362.10	763,362.10
516	Fruit and Vegetable Inspection	9,375,279.82	1,391,214.73	1,388,753.06	9,377,741.49	4,463.88	9,382,205.37
536	Federal Food Service Revolving	2,211,578.50	4,386,176.45	4,454,146.01	2,143,608.94	96,368.91	2,239,977.85
553	Performance Audits of Government	5,182,292.14	1,870,053.90	1,551,140.00	5,501,206.04	253.66	5,501,459.70
561	Community Technical College Innovation	7,441,374.90	1,340,490.64	458,222.11	8,323,643.43	8,323,643.43
687	Rural Rehabilitation	226,838.81	135.19	226,974.00	226,974.00
688	Federal Local Rail Service Assistance	78,489.50	53.93	78,543.43	78,543.43
731	Child Care Facility Revolving	1,398,715.81	4,606.86	1,403,322.67	1,403,322.67
732	Nursing Home Civil Penalties	1,988,516.82	(61,500.00)	2,050,016.82	2,050,016.82
746	Hanford Area Economic Investment	22,912.88	2,430.00	25,342.88	25,342.88
749	Governor's Interagency Committee of State Employed Women	97,772.49	1,450.00	21,103.98	78,118.51	20,129.75	98,248.26
761	Basic Health Plan Subscription	250,744.09	250,744.09	250,744.09

RECEIPTS AND DISBURSEMENTS FOR TREASURER'S TRUST FUNDS

		October 1, 2017	October 2017		October 31, 2017		
		Beginning Book Balance	Plus Receipts	Less Disbursements	Ending Book Balance	Outstanding Warrants	Ending Cash Balance
SPECIAL REVENUE FUNDS (Continued)							
763	Center for the Improvement of Student Learning	\$ 35,600.68	\$	\$	\$ 35,600.68	\$	\$ 35,600.68
773	Commission on Higher Ed Prof Student Ex Program	51,200.00	51,200.00	51,200.00
774	University of Washington License Plate	250,261.71	27,946.34	278,208.05	278,208.05
776	Washington State University License Plate	52,889.67	59,177.99	52,889.67	59,177.99	59,177.99
778	Western Washington University License Plate	1,138.66	1,859.67	2,328.66	669.67	669.67
779	Eastern Washington University License Plate	56,947.45	3,343.68	60,291.13	60,291.13
780	School Zone Safety Account	1,202,397.62	40,462.75	23,894.49	1,218,965.88	870.46	1,219,836.34
783	Central Washington University License Plate	6,019.99	2,004.33	8,024.32	8,024.32
784	Miscellaneous Transportation Programs	(8,792,346.86)	26,962,947.02	22,856,616.09	(4,686,015.93)	13,221.49	(4,672,794.44)
786	The Evergreen State College License Plate	7,977.37	336.00	8,313.37	8,313.37
789	Advanced Environmental Mitigation Revolving	639,906.47	3,845.62	643,752.09	643,752.09
816	Stadium and Exhibition Center	54,850,752.91	4,972,191.84	59,822,944.75	59,822,944.75
821	Impaired Physician	294,382.91	146,900.00	138,098.81	303,184.10	300.00	303,484.10
823	Livestock Nutrient Management	40,337.53	6,702.92	2,500.00	44,540.45	44,540.45
833	Developmental Disabilities Endowment Trust	2,094,257.50	296,394.76	256,899.83	2,133,752.43	16,839.10	2,150,591.53
834	Capitol Furnishings Preservation Committee	83,206.67	83,206.67	83,206.67
878	Federal Forest Revolving	455.27	0.27	455.54	455.54
880	Advance Right-of-Way Revolving	12,469,465.00	206,482.51	453.08	12,675,494.43	12,675,494.43
884	Gambling Revolving	9,441,901.80	818,330.41	1,072,568.14	9,187,664.07	14,501.20	9,202,165.27
885	Plumbing Certificate	752,706.52	90,011.14	82,232.03	760,485.63	345.51	760,831.14
892	Pressure Systems Safety	819,091.64	156,225.20	203,745.01	771,571.83	1,007.00	772,578.83
TOTAL SPECIAL REVENUE FUNDS		\$ 286,516,208.46	\$ 188,219,279.54	\$ 72,277,063.51	\$ 402,458,424.49	\$ 711,537.13	\$ 403,169,961.62
PERMANENT FUNDS							
842	American Indian Scholarship Endowment	\$ 295,214.62	\$ 177.84	\$	\$ 295,392.46	\$	\$ 295,392.46
852	Foster Care Scholarship Endowment	3,673.61	2.19	3,675.80	3,675.80
TOTAL PERMANENT FUNDS		\$ 298,888.23	\$ 180.03	\$	\$ 299,068.26	\$	\$ 299,068.26
ENTERPRISE FUNDS							
413	Municipal Revolving	\$ 6,117,696.44	\$ 3,187,343.43	\$ 2,460,412.30	\$ 6,844,627.57	\$ 8,197.12	\$ 6,852,824.69
442	Legislative Gift Center	59,323.01	15,653.79	31,235.26	43,741.54	451.80	44,193.34
445	Self-Insured Emplr Overpytm Reimb	684,522.84	42,887.92	641,634.92	42,887.92	684,522.84
446	Industrial Insurance Rainy Day Fund
449	Certificates of Participation and Other Financing - Local	1,582,502.86	1,880,733.52	3,303,668.31	159,568.07	159,568.07
463	Washington College Savings Program
470	Imaging	191,934.85	34,349.86	45,937.63	180,347.08	180,347.08
477	Lottery Investment
543	Judicial Information Systems	7,986,955.31	1,995,017.63	2,071,409.74	7,910,563.20	42,583.74	7,953,146.94
544	Pollution Liability Insurance Program Trust	33,291,380.95	(2,469.72)	886,261.30	32,402,649.93	32,402,649.93
545	Heating Oil Pollution Liability Trust	157,632.72	1,750.00	13,922.77	145,459.95	145,459.95

RECEIPTS AND DISBURSEMENTS FOR TREASURER'S TRUST FUNDS

		October 1, 2017	October 2017		October 31, 2017		
		Beginning Book Balance	Plus Receipts	Less Disbursements	Ending Book Balance	Outstanding Warrants	Ending Cash Balance
ENTERPRISE FUNDS (Continued)							
788	Advanced College Tuition Payment Program	\$ 3,155,696.49	\$ 12,594,780.75	\$ 14,349,137.85	\$ 1,401,339.39	\$ 4,904,844.55	\$ 6,306,183.94
TOTAL ENTERPRISE FUNDS		\$ 53,227,645.47	\$ 19,707,159.26	\$ 23,204,873.08	\$ 49,729,931.65	\$ 4,998,965.13	\$ 54,728,896.78
INTERNAL SERVICE FUNDS							
12V	PEBB Medical Benefits Admin	\$	\$	\$	\$	\$	\$
411	Natural Resources Equipment	4,696,550.99	963.91	(389,154.79)	5,086,669.69	213,260.56	5,299,930.25
421	Education Technology Revolving	6,284,220.76	3,184,835.36	1,450,562.74	8,018,493.38	3,974.85	8,022,468.23
422	General Administration Services	16,327,691.04	19,764,230.20	15,726,144.22	20,365,777.02	84,742.75	20,450,519.77
436	OFM Labor Relations Service	536,331.64	364,679.00	384,186.53	516,824.11	516,824.11
438	Uniform Dental Plan Benefits Administration	102,525.62	411,175.00	513,700.62	513,700.62
439	Uniform Medical Plan Benefits Administration	2,979,162.90	2,050,420.00	4,543,957.94	485,624.96	485,624.96
444	Fish & Wildlife Equipment	(405,280.42)	77,497.69	(904,018.68)	576,235.95	25.00	576,260.95
453	Minority and Women's Business Enterprises	651,844.30	213,107.00	171,205.39	693,745.91	693,745.91
458	Consolidated Technology Services Revolving	(14,407,424.88)	12,983,180.25	9,839,362.43	(11,263,607.06)	11,501.11	(11,252,105.95)
461	Shared Information Technology System Revolving	338,744.75	260,399.41	124,612.28	474,531.88	474,531.88
466	Statewide Info Tech System Development Revolving	369,826.92	341,494.10	135,625.59	575,695.43	575,695.43
471	State Patrol Nonappropriated Airplane Revolving	181,263.30	76,322.94	104,940.36	528.29	105,468.65
472	Statewide Info Tech System Maintenance & Operations Revolving	5,105,464.38	52,124.80	237,596.12	4,919,993.06	18,020.83	4,938,013.89
546	Risk Management	275,460.34	2,077,540.86	1,145,224.85	1,207,776.35	1,207,776.35
547	Liability	35,923,967.35	283,081.14	1,345,670.65	34,861,377.84	784,692.36	35,646,070.20
721	Public Employees' and Retirees' Insurance	153,984,670.00	180,922,898.81	154,776,033.18	180,131,535.63	2,589,450.10	182,720,985.73
730	Public Employees' and Retirees' Insurance Reserve	148,141,777.22	(2,766,709.94)	145,375,067.28	145,375,067.28
739	Certificates of Participation and Other Financing - State	3,001,900.38	14,015,780.03	16,666,891.72	350,788.69	350,788.69
TOTAL INTERNAL SERVICE FUNDS		\$ 364,088,696.59	\$ 234,236,697.62	\$ 205,330,223.11	\$ 392,995,171.10	\$ 3,706,195.85	\$ 396,701,366.95
PRIVATE PURPOSE FUNDS							
196	Unclaimed Personal Property	\$ 20,672.43	\$ 6,035,912.65	\$ 4,947,962.31	\$ 1,108,622.77	\$ 3,612,739.57	\$ 4,721,362.34
738	Department of Social and Health Services Trust	53,654.52	53,654.52	53,654.52
799	WA Achieving a Better Life Experience Program
TOTAL PRIVATE PURPOSE FUNDS		\$ 74,326.95	\$ 6,035,912.65	\$ 4,947,962.31	\$ 1,162,277.29	\$ 3,612,739.57	\$ 4,775,016.86
PENSION TRUST FUNDS							
838	LEOFF Retirement System Benefits Improvement	\$	\$	\$	\$	\$	\$
TOTAL PENSION TRUST FUNDS		\$	\$	\$	\$	\$	\$
AGENCY FUNDS							
16C	Real Estate/Property Tax Admin Assistance	\$ 61,320.72	\$ 64,994.82	\$ 61,320.72	\$ 64,994.82	\$	\$ 64,994.82
17A	County Enhanced 911 Excise Tax	5,973,684.95	5,935,093.39	5,976,788.86	5,931,989.48	5,931,989.48
525	Washington State Combined Fund Drive	1,085,387.74	460,594.25	(4,552.98)	1,550,534.97	5,989.20	1,556,524.17
660	Natural Resources Deposit	31,266,669.96	44,204,068.52	39,356,570.01	36,114,168.47	30,680.43	36,144,848.90
734	Centennial Document Preservation and Modernization	890,728.69	272,676.40	1,163,405.09	1,163,405.09

RECEIPTS AND DISBURSEMENTS FOR TREASURER'S TRUST FUNDS

	October 1, 2017	October 2017		October 31, 2017		
	Beginning Book Balance	Plus Receipts	Less Disbursements	Ending Book Balance	Outstanding Warrants	Ending Cash Balance
AGENCY FUNDS (Continued)						
737 High Occupancy Vehicle	\$	\$	\$	\$	\$	\$
757 Maritime Historic Restoration and Preservation	3,504.85	67.90	3,572.75	3,572.75
797 Local Tourism Promotion	1,472,174.68	1,322,694.64	1,506,432.60	1,288,436.72	1,288,436.72
TOTAL AGENCY FUNDS	\$ 40,753,471.59	\$ 52,260,189.92	\$ 46,896,559.21	\$ 46,117,102.30	\$ 36,669.63	\$ 46,153,771.93
TOTAL TREASURER'S TRUST FUNDS	\$ 791,737,156.38	\$ 563,492,644.75	\$ 374,769,457.41	\$ 980,460,343.72	\$ 13,089,721.06	\$ 993,550,064.78

INVESTMENT STATEMENT & INVESTMENT INTEREST INCOME AND CAPITAL GAINS

INVESTMENT STATEMENT

Fund / Account	October 1, 2017	Purchased	Maturities & Sales	Amortization	October 31, 2017
Treasury & Treasurer's Trust					
Investments (trade date basis)	\$ 5,162,265,294.45	\$ 3,046,133,319.57	\$ 2,185,762,028.96	\$ 909,796.44	\$ 6,023,546,381.50
Reverse Repurchase Agreements
Purchased Accrued Interest	971,854.25	627,060.64	554,165.21	1,044,749.68
Total Treasury & Treasurer's Trust	\$ 5,163,237,148.70	\$ 3,046,760,380.21	\$ 2,186,316,194.17	\$ 909,796.44	\$ 6,024,591,131.18
Local Government Investment Pool					
Investments (trade date basis)	\$ 12,147,521,813.36	\$ 46,207,218,138.05	\$ 42,558,858,449.46	\$ 6,098,725.99	\$ 15,801,980,227.94
Reverse Repurchase Agreements
Purchased Accrued Interest	383,305.55	383,305.55
Total Local Government Investment Pool	\$ 12,147,905,118.91	\$ 46,207,218,138.05	\$ 42,558,858,449.46	\$ 6,098,725.99	\$ 15,802,363,533.49
Total All Accounts	\$ 17,311,142,267.61	\$ 49,253,978,518.26	\$ 44,745,174,643.63	\$ 7,008,522.43	\$ 21,826,954,664.67

INVESTMENT INTEREST INCOME AND CAPITAL GAINS CURRENT MONTH AND FISCAL YEAR TO DATE COMPARISON

Fund / Account	October 2017	October 2016	Fiscal Year 2018	Fiscal Year 2017
Treasury & Treasurer's Trust				
Cash	\$ 6,001,676.10	\$ 3,433,574.45	\$ 22,456,132.74	\$ 15,423,989.88
Custody Bank Fees	(3,529.41)	(4,615.89)	(16,452.16)	(18,437.76)
Other Bank Fees	(18,647.84)	(10,805.44)	(47,332.62)	(32,392.28)
Amortization	909,796.44	(124,067.71)	1,286,364.16	(478,517.61)
Accrued Interest	(183,519.82)	613,451.11	(251,347.31)	787,534.89
Gains and Losses	(328,245.44)	480,659.20	(658,873.22)	7,359,841.69
Total Treasury & Treasurer's Trust	\$ 6,377,530.03	\$ 4,388,195.72	\$ 22,768,491.59	\$ 23,042,018.81
Local Government Investment Pool				
Cash	\$ 5,884,920.14	\$ 3,289,752.30	\$ 23,268,714.37	\$ 12,523,763.66
Amortization	6,098,725.99	1,374,751.61	23,812,132.18	6,112,337.01
Accrued Interest	403,017.45	337,811.89	1,462,228.63	162,866.94
Gains and Losses	131,512.25	110,806.62	347,755.98	1,349,538.92
Total Local Government Investment Pool	\$ 12,518,175.83	\$ 5,113,122.42	\$ 48,890,831.16	\$ 20,148,506.53
Total All Accounts	\$ 18,895,705.86	\$ 9,501,318.14	\$ 71,659,322.75	\$ 43,190,525.34

DUANE A. DAVIDSON
STATE TREASURER
PO BOX 40200
OLYMPIA WA 98504-0200

