



Washington State Treasurer's Monthly Report

October 2018



DUANE A. DAVIDSON
State Treasurer

In accordance with the Americans with Disabilities Act, this publication will be made available in alternate formats upon request to the Office of the State Treasurer, Legislative Building, 2nd Floor, Olympia, Washington 98504-0200, telephone (360) 902-9000, fax (360) 902-9037 or TTY Users Call: 7-1-1. Web Site: <http://tre.wa.gov>.

Cover photo taken by Treasurer's Office staff.

TABLE OF CONTENTS

	<i>Page</i>
State Treasurer’s Letter	1
General Fund	2
Treasury, Treasurer’s Trust and Local Government Investment Pool Flow Chart	3
Treasury & Treasurer’s Trust, Treasury and Treasurer’s Trust Charts	4
General Fund and Local Government Investment Pool Charts	5
Receipts and Disbursements for the State Treasury	6
Receipts and Disbursements for Trust Funds	17
Investment Statement	25
Investment Interest Income and Capital Gains	26



DUANE A. DAVIDSON,
State Treasurer

State of Washington
Office of the Treasurer
Legislative Building
P.O. Box 40200
Olympia, Washington 98504-0200

(360) 902-9000 • TTY 7-1-1
FAX (360) 902-9037
Home Page <http://tre.wa.gov>



Fellow Washingtonians,

I am pleased to report on the operations of the Office of the State Treasurer for the month of October 2018. At the close of the month, the Treasury & Treasurer's Trust book balance was \$7.1 billion with investment earnings distributed for the month of \$12.6 million.

Sincerely,

A handwritten signature in black ink that reads "Duane A. Davidson". The signature is fluid and cursive, with a long horizontal stroke at the end.

Duane A. Davidson
Washington State Treasurer

GENERAL FUND

GENERAL FUND CURRENT MONTH AND FISCAL YEAR TO DATE COMPARISON

(In Millions)

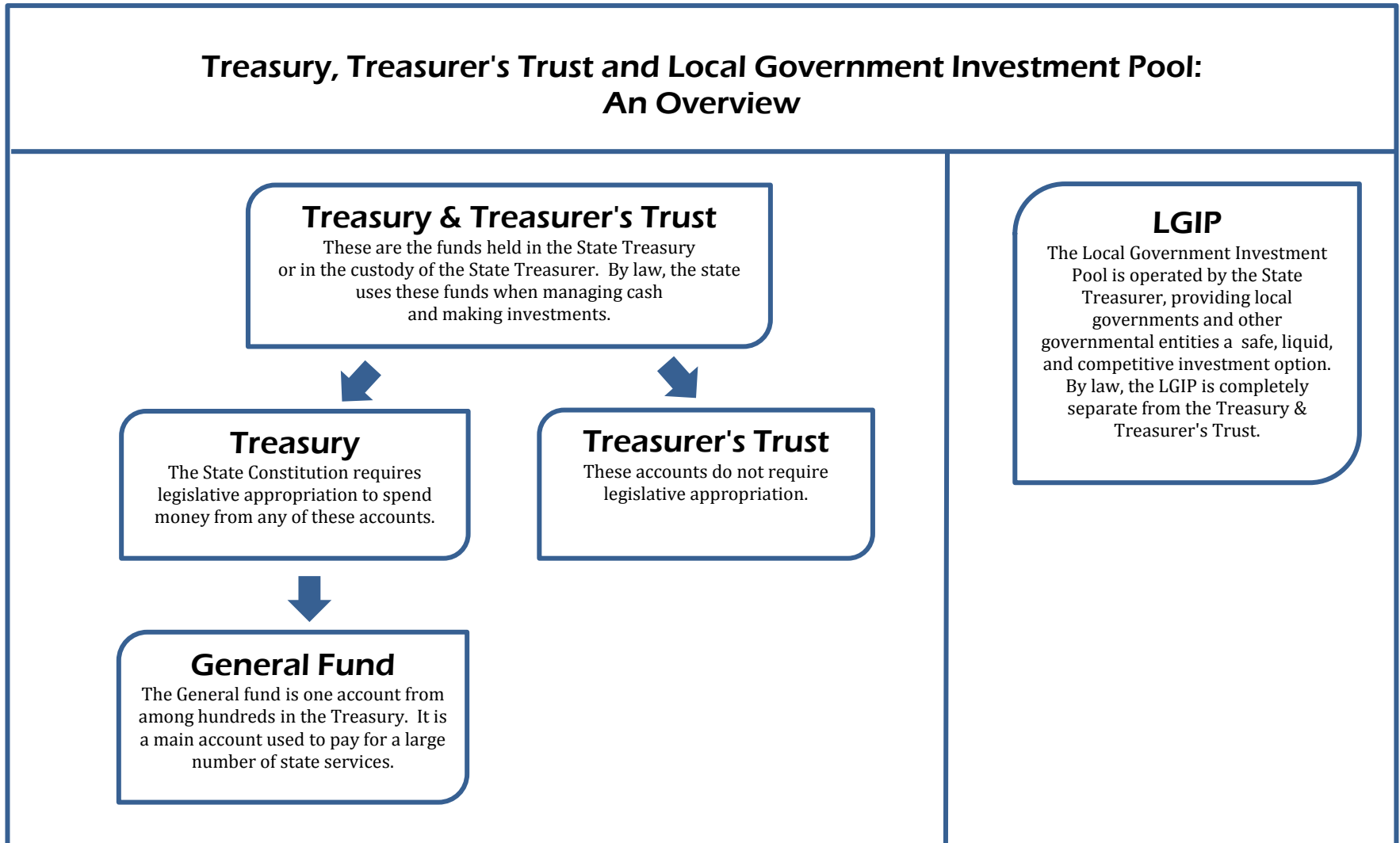
	Month of October		Fiscal Year to Date	
	2018	2017	2019	2018
Beginning Book Balance	\$ 229.381	\$ (316.198)	\$ 1,737.396	\$ 863.390
Cash Revenue	2,518.928	2,221.902	10,071.689	9,350.017
Other Cash Receipts	396.876	705.267	1,715.111	3,365.482
Total Cash Receipts	\$ 2,915.804	\$ 2,927.169	\$ 11,786.800	\$ 12,715.499
Total Cash Disbursements	\$ 3,031.621	\$ 2,827.802	\$ 13,410.632	\$ 13,795.720
Ending Book Balance	\$ 113.564	\$ (216.831)	\$ 113.564	\$ (216.831)
Cash Revenue				
Bond Retirement & Interest	\$ 0.000	\$ 0.000	\$ (0.181)	\$ (0.167)
Secretary of State	3.126	2.736	11.965	11.121
Department of Revenue:				
Retail Sales Tax	920.237	842.373	3,788.065	3,332.774
Business & Occupation Tax	353.330	364.016	1,449.496	1,318.596
Compensating Tax	60.020	60.154	234.266	226.901
Cigarette Tax	32.569	28.182	125.324	106.635
Public Utility Tax	31.590	27.322	131.839	112.800
Various Other Revenue	149.120	127.940	297.564	214.914
Insurance Commission	2.489	2.302	155.969	146.257
Liquor and Cannabis Board	2.992	2.857	37.476	29.103
Department of Licensing:				
Excise Tax - Other	0.018	0.018	0.076	0.071
Various Other Revenue	0.585	0.390	5.335	5.138
Department of Social & Health Services	5.543	4.774	26.766	37.631
Universities & Colleges	0.000	0.000	0.137	0.000
Treasurer's Transfers	(16.613)	(97.170)	(48.417)	(136.655)
Counties:				
Property Tax	46.090	41.125	95.210	76.055
Real Estate Excise Tax	107.803	107.220	435.144	470.305
Various Other Revenue	4.368	4.830	19.076	19.331
Federal Grants-In-Aid (All Agencies)	796.216	696.495	3,059.716	3,094.283
Revenues Distributed to Local Governments	(0.285)	(0.279)	(36.232)	(2.605)
Other Agencies' Cash Revenue	19.730	6.617	283.095	287.529
Total Cash Revenue	\$ 2,518.928	\$ 2,221.902	\$ 10,071.689	\$ 9,350.017

Source: Agency Financial Reporting System (AFRS).

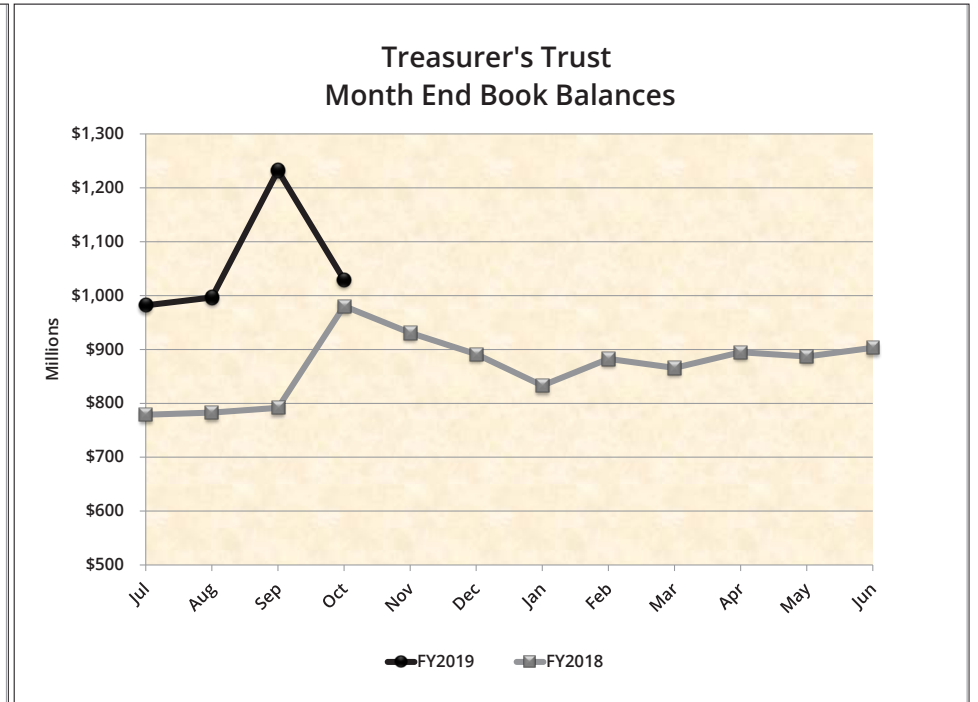
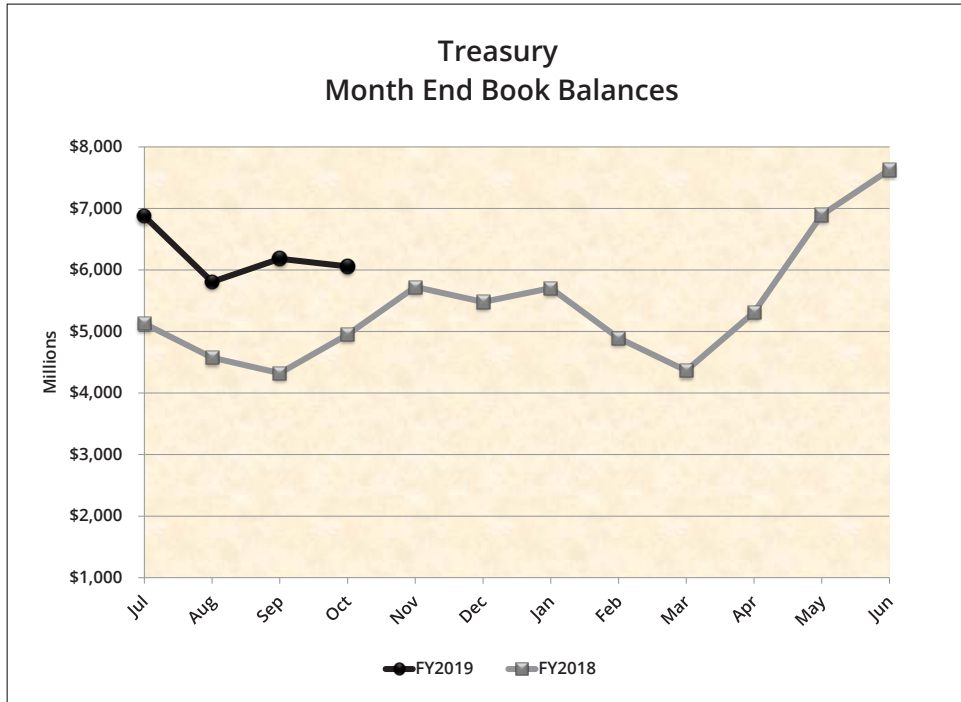
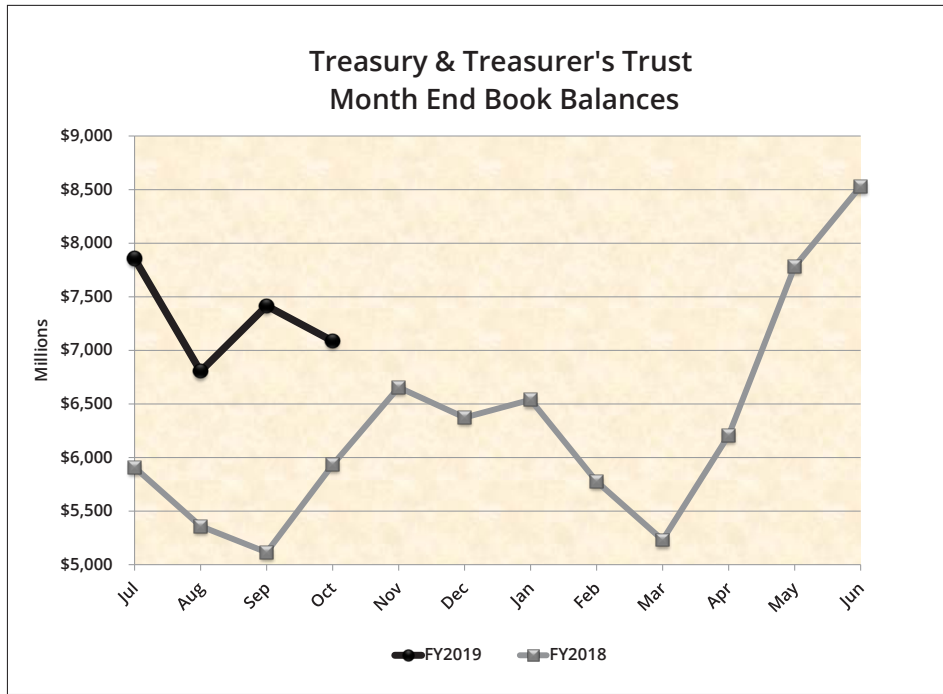
TREASURY, TREASURER'S TRUST AND LGIP FLOW CHART

The State Treasurer is charged with the cash management of public funds, which includes two categories of state funds and accounts: (1) funds and accounts located in the state treasury, which are subject to legislative appropriation; and (2) Treasurer's trust funds, which are accounts placed in the custody of the State Treasurer, and not typically subject to legislative appropriation. Funds within these accounts are comingled for investment and cash management purposes.

This flow chart describes the structure of the Treasury and Treasurer's Trust Accounts. Month end balances of these accounts are shown on pages 4 and 5.

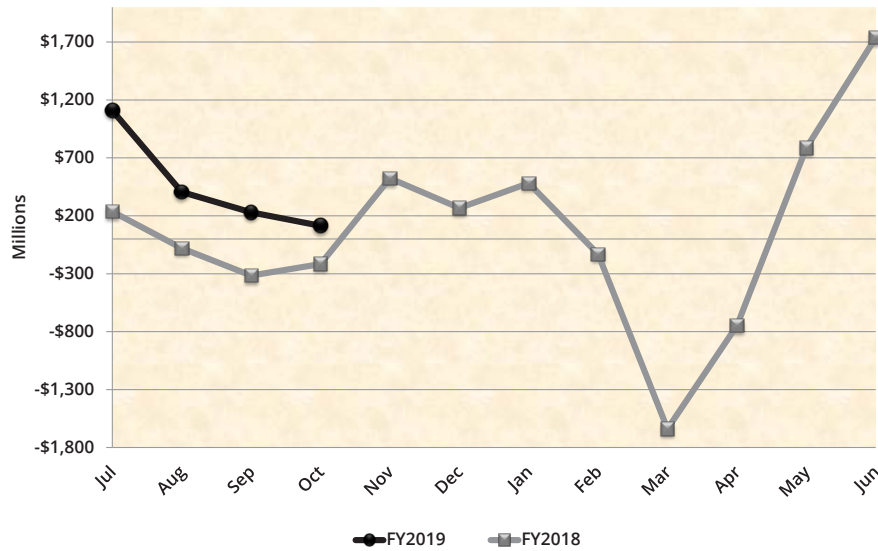


TREASURY & TREASURER'S TRUST AND TREASURY AND TREASURER'S TRUST CHART

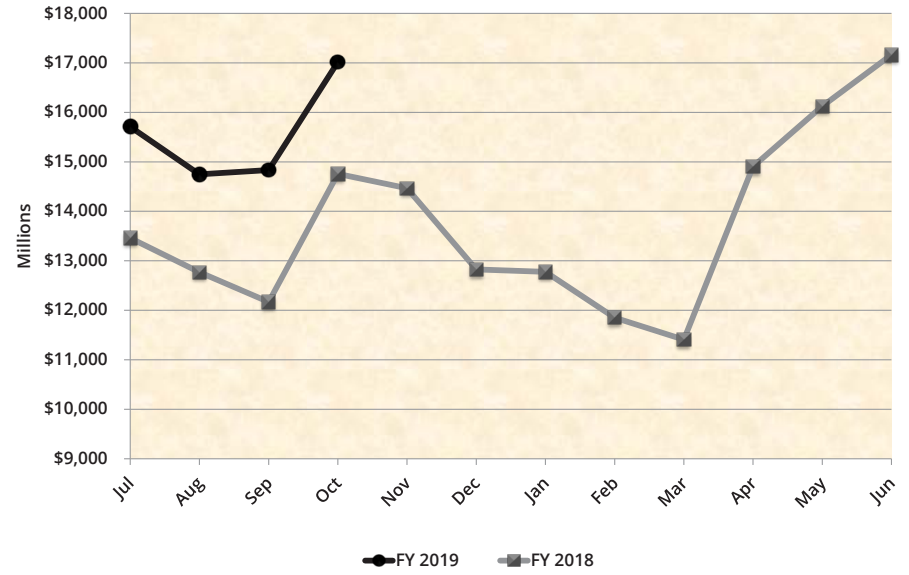


GENERAL FUND AND LOCAL GOVERNMENT INVESTMENT POOL CHARTS

General Fund Month End Book Balances

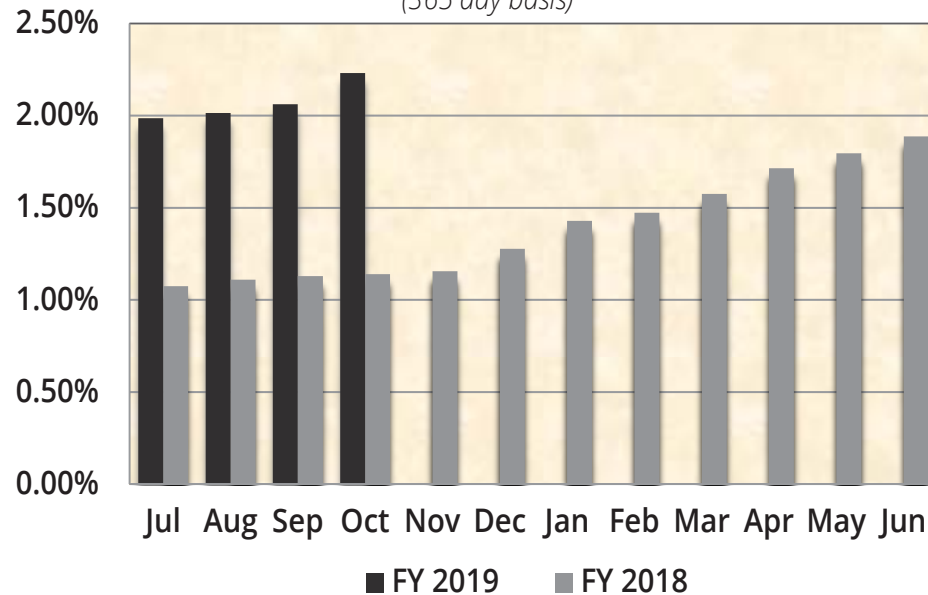


Local Government Investment Pool Month End Book Balances



LGIP Net Yield

(365 day basis)



RECEIPTS AND DISBURSEMENTS FOR TREASURY FUNDS

	October 1, 2018		October 2018		October 31, 2018						
	Beginning Book Balance		Plus Receipts	Less Disbursements	Ending Book Balance	Outstanding Warrants	Ending Cash Balance				
GENERAL FUND											
001 General	\$ 229,380,785.74	\$	2,915,804,337.72	\$	3,031,620,929.33	\$	113,564,194.13	\$	34,015,391.89	\$	147,579,586.02
018 Millersylvania Park Current	5,210.50				5,210.50		5,210.50				5,210.50
01E Geothermal	26,503.43		(1,475.00)		25,028.43		25,028.43				25,028.43
01N Institutional Impact	19,144.72				19,144.72		19,144.72				19,144.72
02P Flood Control Assistance	3,530,751.33				199,115.78		3,331,635.55		1,150.13		3,332,785.68
031 State Investment Board Expense	4,783,950.23		2,224,309.75		2,028,297.90		4,979,962.08		6,682.41		4,986,644.49
032 State Emergency Water Projects Revolving	221,616.92				221,616.92		221,616.92				221,616.92
03A Excess Earnings											
03L County Criminal Justice Assistance	1,321,216.92		12,272,341.21		12,060,328.53		1,533,229.60		649.26		1,533,878.86
03M Municipal Criminal Justice Assistance	(631,607.10)		4,883,229.83		4,781,689.38		(530,066.65)		259.76		(529,806.89)
04L Public Health Services	6.37		0.01				6.38				6.38
051 State and Local Improvements Revolving	26,744.33				26,744.33		26,744.33				26,744.33
055 State & Local Improve Revolving (Waste Disp Facilities, 1980)	2,639.01				2,639.01		2,639.01				2,639.01
05C Criminal Justice Treatment	3,172,410.41		2,586,336.50		948,781.61		4,809,965.30				4,809,965.30
05M Tourism Development and Promotion											
070 Outdoor Recreation	(162,486.88)		973,123.75		795,325.23		15,311.64				15,311.64
072 State & Local Improve Revolving (Water Supply Facilities)	862,642.01						862,642.01				862,642.01
09C Farm and Forest	1,244,982.43				3,932.40		1,241,050.03				1,241,050.03
09G Riparian Protection	(213.88)		213.88		3.30		(3.30)				(3.30)
09R Economic Development Strategic Reserve	(185,011.29)		1,726,214.39		40,647.33		1,500,555.77				1,500,555.77
10K Veterans Innovation Program	103,740.40						103,740.40				103,740.40
10P Columbia River Basin Water Supply Development	5,824,678.87		7,066.91		137,373.55		5,694,372.23				5,694,372.23
10R Energy Freedom	729,272.62		934.69				730,207.31				730,207.31
10T Hood Canal Aquatic Rehabilitation Bond											
11F Reinvesting in Youth	5.98						5.98				5.98
11N Heritage Barn Preservation											
11W Water Quality Capital	34,227.10						34,227.10				34,227.10
125 Site Closure	31,109,444.16		51,646.33		43,492.87		31,117,597.62				31,117,597.62
12J Boating Activities	9,011.07				2,417.15		6,593.92				6,593.92
12K Puget Sound Scientific Research											
12R Independent Youth Housing											
12W Veterans Conservation Corps											
14B Budget Stabilization	945,697,463.64		1,213,568.41		758,867.38		946,152,164.67				946,152,164.67
14C Puget Sound Recovery											
14H Community Preservation & Development Auth	8,807.00						8,807.00				8,807.00
14L Streamlined Sales & Use Tax Mitigation	7,796,422.04						7,796,422.04				7,796,422.04
15C WA Community Tech Opportunity											
15F Local Public Safety Enhancement											
15J Building Communities											

RECEIPTS AND DISBURSEMENTS FOR TREASURY FUNDS

	October 1, 2018	October 2018		October 31, 2018		
	Beginning Book Balance	Plus Receipts	Less Disbursements	Ending Book Balance	Outstanding Warrants	Ending Cash Balance
GENERAL FUND (Continued)						
15K Columbia River Water Delivery	\$ 16,173.66	\$	\$	\$ 16,173.66	\$	\$ 16,173.66
15R Evergreen Job Training
16V Water Rights Processing	73,237.33	350.00	73,587.33	73,587.33
177 Judicial Retirement Administrative
17C Opportunity Express Account	62,171.42	62,171.42	62,171.42
17E State Efficiency and Restructuring
17F Washington Opportunity Pathways	23,907,628.04	13,164,149.34	10,732,777.73	26,338,999.65	530.72	26,339,530.37
17K Basic Health Plan Stabilization
18H Opportunity Expansion	326.64	326.64	326.64
19K Yakima Integrated Plan Implementation
19L Charter Schools Oversight	625,839.74	105,550.47	63,511.23	667,878.98	300.00	668,178.98
19N Diesel Idle Reduction
20C Yakima Integrated Plan Implementation Taxable Bond
20F Invest in Washington
20S Behavioral Health Innovation	45,624.36	45,624.36	45,624.36
21B Chehalis Basin
21D Dairy Nutrient Infrastructure
21P Sexual Assault Prevention and Response
21R Child Welfare System Improvement
22C Early Learning Facilities Revolving	(382.84)	7,249.67	6,866.83
22D Early Learning Facilities Development	(186.32)	3,478.76	3,292.44
22T Statewide Tourism Marketing	1,473,788.21	1,898.74	14,462.47	1,461,224.48	902.09	1,462,126.57
244 Habitat Conservation	(13,220.78)	165,827.72	172,060.77	(19,453.83)	(19,453.83)
253 Education Construction	813,913.30	1,159.54	108,989.00	706,083.84	706,083.84
285 Growth Management Planning and Environmental Review
291 Education Savings
355 State Taxable Building Construction	134,386,586.14	(7,260.46)	11,149,316.08	123,230,009.60	175,070.44	123,405,080.04
359 School Constr & Skill Ctrs Bldg	3,309,748.62	232,814.35	3,076,934.27	3,076,934.27
488 Special Personnel Litigation Revolving
489 Pension Funding Stabilization	696,043,512.39	552,877.85	16,856,436.46	679,739,953.78	679,739,953.78
548 LEOFF System Plan 2 Expense	77,025.06	120,151.19	101,677.83	95,498.42	232.17	95,730.59
563 Columbia River Crossing Project
702 Dedicated McCleary Penalty	103,293,800.00	1,906,200.00	101,387,600.00	101,387,600.00
828 Tobacco Prevention and Control	1,402,711.10	1,801.90	21,822.00	1,382,691.00	1,382,691.00
830 Agricultural College Trust Management	\$1,539,035.12	1.08	114,367.74	1,424,668.46	579.06	1,425,247.52
TOTAL GENERAL FUND	\$ 2,201,989,689.27	\$ 2,955,859,084.18	\$ 3,094,905,796.67	\$ 2,062,942,976.78	\$ 34,201,747.93	\$ 2,097,144,724.71
SPECIAL REVENUE FUNDS						
002 Hospital Data Collection	\$ 95,556.75	\$ (607.59)	\$ 10,792.02	\$ 84,157.14	\$	\$ 84,157.14

RECEIPTS AND DISBURSEMENTS FOR TREASURY FUNDS

	October 1, 2018		October 2018		October 31, 2018		
	Beginning Book Balance		Plus Receipts	Less Disbursements	Ending Book Balance	Outstanding Warrants	Ending Cash Balance
SPECIAL REVENUE FUNDS (Continued)							
003 Architects' License	\$ 1,092,383.93	\$	67,804.53	\$ 42,579.80	\$ 1,117,608.66	\$ 6,649.00	\$ 1,124,257.66
007 Winter Recreational Program	1,466,758.58		900.00	19,445.94	1,448,212.64	1,448,212.64
014 Forest Development	6,609,583.00		3,137.24	(985,609.35)	7,598,329.59	9,317.12	7,607,646.71
01B ORV & Non-Highway Vehicle Account	2,048,691.80		371,386.46	223,263.55	2,196,814.71	4,757.96	2,201,572.67
01M Snowmobile	3,648,357.14		207,688.95	73,191.67	3,782,854.42	3,782,854.42
024 Professional Engineers'	1,968,880.84		190,923.00	175,500.81	1,984,303.03	2,478.99	1,986,782.02
026 Real Estate Commission	3,901,422.71		418,208.96	475,072.08	3,844,559.59	6,344.86	3,850,904.45
027 Reclamation	4,180,397.95		120,136.22	499,474.72	3,801,059.45	89,438.00	3,890,497.45
02A Surveys and Maps	1,212,295.90		61,626.38	53,265.79	1,220,656.49	533.81	1,221,190.30
02G Health Professions	14,810,560.73		5,440,537.09	5,075,823.76	15,175,274.06	102,126.11	15,277,400.17
02H Business Enterprises Revolving	881,042.47		80,659.06	78,563.23	883,138.30	616.87	883,755.17
02J Certified Public Accountants'	3,423,185.91		59,955.00	116,327.29	3,366,813.62	2,960.71	3,369,774.33
02K Death Investigations	2,673,258.75		458,706.81	347,709.21	2,784,256.35	7,704.72	2,791,961.07
02M Essential Rail Assistance	506,112.25		74,329.82	2,571.14	577,870.93	577,870.93
02N Parkland Acquisition	13,679.86		13,679.86	13,679.86
02R Aquatic Lands Enhancement	10,887,848.78		62,142.61	(261,153.23)	11,211,144.62	15,219.84	11,226,364.46
02W Timber Tax Distribution	787,395.89		7,978,424.50	308,272.35	8,457,548.04	84,032.26	8,541,580.30
030 Landowner Contingency Forest Fire Suppression	110,079.06		41.73	620,407.69	(510,286.90)	381,343.90	(128,943.00)
039 Aeronautics	(906,543.26)		2,643,459.40	858,039.44	878,876.70	778.83	879,655.53
03B Asbestos	811,219.82		23,360.00	57,667.06	776,912.76	776,912.76
03C Emergency Medical Services and Trauma Care System Trust	12,648,084.00		1,068,219.11	39,223.21	13,677,079.90	540.46	13,677,620.36
03F Enhanced 911	3,210,260.79		2,171,745.94	2,375,371.03	3,006,635.70	87,439.85	3,094,075.55
03N Business License	5,332,983.39		3,481,989.64	3,063,372.18	5,751,600.85	58,273.21	5,809,874.06
03P Fire Service Trust	458,249.83		10.00	955.00	457,304.83	457,304.83
03R Safe Drinking Water	2,167,072.77		9,560.98	327,692.37	1,848,941.38	236.11	1,849,177.49
041 Resource Management Cost	25,126,712.22		38,721.19	(3,439,066.91)	28,604,500.32	121,237.86	28,725,738.18
042 Charitable, Educational, Penal, and Reformatory Institutions	8,026,954.69		26,679.89	(1,094,438.57)	9,148,073.15	9,148,073.15
044 Waste Reduction, Recycling, and Litter Control	2,280,159.77		796,961.66	724,148.82	2,352,972.61	41.50	2,353,014.11
045 State Vehicle Parking	798,512.98		492,740.90	207,931.99	1,083,321.89	1,188.33	1,084,510.22
048 Marine Fuel Tax Refund	329,146.53		34,154.06	294,992.47	294,992.47
04E Uniform Commercial Code	1,770,491.02		78,014.00	73,777.48	1,774,727.54	1,774,727.54
04H Surface Mining Reclamation	715,193.19		128.40	27,044.76	688,276.83	688,276.83
04M Recreational Fisheries Enhancement	1,176,283.24		31,180.38	97,879.16	1,109,584.46	135.40	1,109,719.86
04R Drinking Water Assistance	(17,032,225.28)		1,471,363.51	5,219,754.02	(20,780,615.79)	147.73	(20,780,468.06)
04V Vehicle License Fraud	113,992.53		3,188.82	117,181.35	117,181.35
04W Waterworks Operator Certification	971,483.49		13,336.82	56,028.48	928,791.83	362.00	929,153.83
058 Public Works Assistance	72,517,180.91		2,231,738.05	626,581.56	74,122,337.40	1,608.27	74,123,945.67
05H Disaster Response	15,659,728.67		5,476.80	2,994,934.13	12,670,271.34	261,437.76	12,931,709.10
05R Drinking Water Assistance Administrative	4,258,904.63		5,348.77	15,452.62	4,248,800.78	37.75	4,248,838.53

RECEIPTS AND DISBURSEMENTS FOR TREASURY FUNDS

	October 1, 2018		October 2018		October 31, 2018		
	Beginning Book Balance		Plus Receipts	Less Disbursements	Ending Book Balance	Outstanding Warrants	Ending Cash Balance
SPECIAL REVENUE FUNDS (Continued)							
05W State Drought Preparedness	\$ 2,573,168.45	\$	\$	\$	\$ 2,573,168.45	\$	\$ 2,573,168.45
06A Salmon Recovery	27,893.34	27,893.34	27,893.34
06G Real Estate Appraiser Commission	433,603.07	75,232.01	68,666.50		440,168.58	169.02	440,337.60
06K Lead Paint	131,920.87	4,475.00	18,121.21		118,274.66	118,274.66
06L Business and Professions	7,603,694.33	861,089.87	762,195.26		7,702,588.94	17,165.22	7,719,754.16
06R Real Estate Research	643,383.26	20,100.00	10.00		663,473.26	210.00	663,683.26
06T License Plate Technology	1,130,558.01	136,115.47	1,322,328.72		(55,655.24)	15.52	(55,639.72)
071 Warm Water Game Fish	843,362.73	39,324.05	80,109.11		802,577.67	4.62	802,582.29
07C Vessel Response	28,375.00	175.92	25.92		28,525.00	25.92	28,550.92
07W Domestic Violence Prevention	1,697,636.06	94,802.17		1,792,438.23	1,792,438.23
080 Grade Crossing Protective	108,953.39	1,019,063.40	989.80		1,127,026.99	1,127,026.99
081 State Patrol Highway	39,414,844.59	23,918,574.89	21,391,943.04		41,941,476.44	192,961.29	42,134,437.73
082 Motorcycle Safety Education	2,282,883.78	178,203.15	232,852.22		2,228,234.71	7,681.07	2,235,915.78
084 Building Code Council	189,974.05	97,824.30	64,750.93		223,047.42	223,047.42
086 Fire Service Training	3,254,627.67	63,879.95	431,490.66		2,887,016.96	52,445.25	2,939,462.21
087 Park Land Trust Revolving	2,204,019.20	138,919.40	202,968.00		2,139,970.60	2,139,970.60
08A Education Legacy Trust	164,191,868.77	65,829,284.76	17,973,909.11		212,047,244.42	921,500.64	212,968,745.06
08H Military Department Rental and Lease	2,183,947.82	43,387.24	3,868.72		2,223,466.34	554.20	2,224,020.54
08K Problem Gambling	640,207.10	129,310.74	50,810.00		718,707.84	718,707.84
08M Small City Pavement and Sidewalk	1,433,609.88	95,116.47	83,229.63		1,445,496.72	1,445,496.72
08R Waste Tire Removal	5,394,926.32	297,128.12	12,243.06		5,679,811.38	5,679,811.38
094 Transportation Infrastructure	13,613,807.20	54,379.85	466,780.39		13,201,406.66	13,201,406.66
095 Electrical License	13,294,514.64	3,930,213.10	2,296,214.96		14,928,512.78	16,522.54	14,945,035.32
096 Highway Infrastructure	1,371,112.25	1,757.32		1,372,869.57	1,372,869.57
097 Recreational Vehicle	3,164,634.12	46,934.21	39,344.39		3,172,223.94	3.00	3,172,226.94
099 Puget Sound Capital Construction	16,617,597.21	17,223,186.96	11,485,111.75		22,355,672.42	106,055.13	22,461,727.55
09E Freight Mobility Investment	16,875,776.19	1,085,533.25	83,330.20		17,877,979.24	17,877,979.24
09F High-Occupancy Toll Lanes Operations	7,023,690.93	(49,391.99)	(253,287.10)		7,227,586.04	7,227,586.04
09H Transportation Partnership	210,214,418.84	11,734,239.41	31,526,543.95		190,422,114.30	118,265.34	190,540,379.64
09P City-County Assistance	1,456,138.66	1,785,390.43	743.76		3,240,785.33	833.85	3,241,619.18
09T Washington Main Street Trust Fund	82,175.39	10,228.28		71,947.11	71,947.11
102 Rural Arterial Trust	23,699,773.09	2,475,357.62	4,910,300.43		21,264,830.28	931.61	21,265,761.89
104 State Wildlife	21,476,038.13	5,432,876.83	4,981,599.70		21,927,315.26	68,224.76	21,995,540.02
106 Highway Safety	19,050,583.42	5,497,205.58	14,856,086.86		9,691,702.14	114,054.24	9,805,756.38
107 Liquor Excise Tax	10,663,229.02	587,743.81	4,463,776.81		6,787,196.02	6,787,196.02
108 Motor Vehicle	219,295,105.77	147,807,284.18	165,828,904.14		201,273,485.81	3,008,717.06	204,282,202.87
109 Puget Sound Ferry Operations	27,697,247.11	22,740,395.71	23,998,703.50		26,438,939.32	213,865.81	26,652,805.13
10A Aquatic Algae Control	471,587.53	3,028.00	14,463.71		460,151.82	460,151.82
10B Home Security Fund	12,963,298.48	1,801,119.98	2,053,351.58		12,711,066.88	34,254.00	12,745,320.88

RECEIPTS AND DISBURSEMENTS FOR TREASURY FUNDS

	October 1, 2018		October 2018		October 31, 2018		
	Beginning Book Balance		Plus Receipts	Less Disbursements	Ending Book Balance	Outstanding Warrants	Ending Cash Balance
SPECIAL REVENUE FUNDS (Continued)							
10G Water Rights Tracking System	\$ 634,692.88	\$	31,979.11	\$	666,671.99	\$	666,671.99
110 Special Wildlife	5,611,456.45		775,700.08	528,751.01	5,858,405.52	3,654.73	5,862,060.25
111 Public Service Revolving	16,395,601.71		(957,711.77)	1,458,454.78	13,979,435.16	5,681.79	13,985,116.95
113 Common School Construction	35,448,405.09		574,252.46	(4,883,486.86)	40,906,144.41	591.42	40,906,735.83
116 Basic Data	46,190.00			36,878.00	9,312.00		9,312.00
119 Unemployment Compensation Administration	(147,269.26)		13,042,754.06	13,069,146.91	(173,662.11)	3,709,540.32	3,535,878.21
11B Regional Mobility Grant Program	59,468,787.84		3,531,804.34	7,244.08	62,993,348.10		62,993,348.10
11E Freight Mobility Multimodal	19,442,380.74		1,088,794.65		20,531,175.39		20,531,175.39
11H Forest and Fish Support	6,731,760.33		421,931.35	258,021.70	6,895,669.98	69,018.13	6,964,688.11
11K Washington Auto Theft Prevention Authority	815,743.46		541,110.88	222,983.96	1,133,870.38	1,764.07	1,135,634.45
120 Administrative Contingency	20,751,821.37		1,934,809.13	294,015.80	22,392,614.70		22,392,614.70
12C Affordable Housing For All	4,220,505.65		434,523.53	395,422.29	4,259,606.89	9,500.37	4,269,107.26
12M Charitable Organization Education	1,404,584.38		46,890.00	300.48	1,451,173.90		1,451,173.90
12T Traumatic Brain Injury	686,725.43		105,139.31	95,287.61	696,577.13	286.90	696,864.03
134 Employment Services Administrative	25,613,806.68		127,295.74	2,395,841.12	23,345,261.30	2,381.16	23,347,642.46
138 Insurance Commissioner's Regulatory	30,991,656.14		64,976.49	2,497,184.66	28,559,447.97	57,590.76	28,617,038.73
144 Transportation Improvement	19,984,380.68		10,271,056.89	10,335,354.88	19,920,082.69	306.02	19,920,388.71
146 Firearms Range	1,723,775.91		18,987.24	79,077.23	1,663,685.92	18,994.02	1,682,679.94
14A Wildlife Rehabilitation	660,743.88		13,692.97	12,163.55	662,273.30	0.36	662,273.66
14G Ballast Water and Biofouling Management	56,430.00				56,430.00		56,430.00
14M Financial Fraud & ID Theft	758,855.33		65,890.00	37,902.72	786,842.61		786,842.61
14R Military Active State Service	200,000.00			4,015.88	195,984.12		195,984.12
14V Ignition Interlock Device	4,625,800.01		198,329.50	274,657.93	4,549,471.58	50,039.17	4,599,510.75
150 Low-Income Weatherization/ Structural Rehabilitation Assistance	1,766,827.97		2,265.63	5,594.17	1,763,499.43		1,763,499.43
153 Rural Mobility Grant Program	7,236,170.17		1,909,671.89	36,114.90	9,109,727.16		9,109,727.16
154 New Motor Vehicle Arbitration	946,291.35		72,888.00	50,484.52	968,694.83	586.62	969,281.45
158 Aquatic Land Dredged Material Disposal Site	385,594.09		3.21	2,460.95	383,136.35		383,136.35
159 Parks Improvement	1,580,027.16		56,284.80	47,877.92	1,588,434.04	1,362.00	1,589,796.04
15H Cleanup Settlement	51,877,637.20		67,506.13	1,739,562.82	50,205,580.51		50,205,580.51
15M Biotoxin	581,110.10		26,310.87	50,382.56	557,038.41	112.11	557,150.52
160 Wood Stove Education and Enforcement	507,913.02		24,306.11	25,308.10	506,911.03	5,198.90	512,109.93
162 Farm Labor Contractor	74,641.60		(2,993.30)		71,648.30		71,648.30
167 Natural Resources Conservation Areas Stewardship	296,565.93		3.21	(3,015.70)	299,584.84		299,584.84
16A Judicial Stabilization Trust	2,978,533.75		439,884.11	837,636.66	2,580,781.20	2,500.00	2,583,281.20
16J SR 520 Corridor	84,926,121.43		(5,279,270.29)	(7,178,202.83)	86,825,053.97	21,441.12	86,846,495.09
16M Appraisal Management Company	478,601.77		4,830.00	4,128.19	479,303.58		479,303.58
16P Marine Resources Stewardship Trust	178,906.79		229.30		179,136.09		179,136.09
16W Hospital Safety Net Assessment	190,645,446.85		24,694,218.20	29,153,805.38	186,185,859.67		186,185,859.67
172 Basic Health Plan Trust							

RECEIPTS AND DISBURSEMENTS FOR TREASURY FUNDS

	October 1, 2018		October 2018		October 31, 2018		
	Beginning Book Balance		Plus Receipts	Less Disbursements	Ending Book Balance	Outstanding Warrants	Ending Cash Balance
SPECIAL REVENUE FUNDS (Continued)							
173 State Toxics Control	\$ 34,272,834.54	\$	4,654,691.66	\$ 4,738,278.69	\$ 34,189,247.51	\$ 129,880.91	\$ 34,319,128.42
174 Local Toxics Control	66,407,180.73		2,475,306.01	1,391,612.24	67,490,874.50		67,490,874.50
176 Water Quality Permit	13,401,137.20		4,795,010.76	2,266,403.44	15,929,744.52	4,103.25	15,933,847.77
17B Home Visiting Services	5,067,067.25			1,726,964.31	3,340,102.94	13,530.19	3,353,633.13
17N Complete Streets Grant Program							
17P SR520 Civil Penalties	8,220,479.33		(6,351.20)	(383,819.67)	8,597,947.80		8,597,947.80
17T Health Benefit Exchange	8,727,501.68		4,901,970.42	(2,926,417.86)	16,555,889.96		16,555,889.96
17W Limousine Carriers	99,460.82		356.00		99,816.82		99,816.82
182 Underground Storage Tank	1,120,733.90		142,480.37	191,658.90	1,071,555.37	1,363.16	1,072,918.53
186 County Arterial Preservation	1,101,374.75		2,026,310.22	2,088,685.36	1,038,999.61		1,038,999.61
18J Capital Vessel Replacement	8,581,585.12		(3,148,506.17)	(10,747.01)	5,443,825.96	176.19	5,444,002.15
18L Hydraulic Project Approval	900.00			150.00	750.00	150.00	900.00
199 Biosolids Permit	1,129,377.83		(14,456.62)	117,947.02	996,974.19	13.80	996,987.99
19A Medicaid Fraud Penalty	7,700,661.39		(1,267.92)	1,776,608.36	5,922,785.11	704.43	5,923,489.54
19C Forest Practice Application	879,229.73		64.20	4,491.38	874,802.55	100.00	874,902.55
19G Environmental Legacy Stewardship	23,765,440.22		8,054,951.87	1,999,609.62	29,820,782.47	1,627.60	29,822,410.07
19T DOL Technology Improvement and Data Management	1,373,673.54		16,248.36		1,389,921.90		1,389,921.90
200 Regional Fisheries Enhancement Salmonid Recovery	200,290.28		74,505.06	43,953.58	230,841.76		230,841.76
201 Department of Licensing Services	2,821,826.92		275,865.54	101,190.24	2,996,502.22	242.71	2,996,744.93
202 Medical Test Site Licensure	(430,725.50)		983.28	75,797.23	(505,539.45)	234.46	(505,304.99)
203 Passenger Ferry	27.39				27.39		27.39
204 Volunteer Fire Fighters' and Reserve Officers' Administrative	1,768,122.45		2,301.92	36,876.45	1,733,547.92	2,753.40	1,736,301.32
207 Hazardous Waste Assistance	2,828,935.99		66,545.14	380,997.66	2,514,483.47	7,446.18	2,521,929.65
20B Brownfield Redevelopment Trust Fund							
20H Connecting Washington	451,197,746.27		51,653,090.03	47,179,787.68	455,671,048.62	3,257,843.00	458,928,891.62
20J Electric Vehicle Charging Infrastructure	667,338.34		856.81	2,160.00	666,035.15		666,035.15
20M Puget Sound Taxpayer Accountability							
20N Transportation Future Funding Program	215,405.15		276.08		215,681.23		215,681.23
20R Radioactive Mixed Waste	1,189,522.96		4,202,120.00	937,599.00	4,454,043.96	1,599.15	4,455,643.11
20T PLIA Underground Storage Tank Revolving	11,477,989.13		14,780.56	29,251.02	11,463,518.67		11,463,518.67
20V Economic Gardening Pilot Project							
215 Special Category C	5,162,309.37		363,837.92	612,700.65	4,913,446.64		4,913,446.64
216 Air Pollution Control	29,804,915.76		101,462.84	100,555.66	29,805,822.94	1,461.46	29,807,284.40
217 Oil Spill Prevention	4,299,521.46		438,135.21	677,276.47	4,060,380.20	3,218.25	4,063,598.45
218 Multimodal Transportation	183,750,931.16		8,335,493.71	8,534,351.90	183,552,072.97	28,366.68	183,580,439.65
21E Concealed Pistol License Renewal	97,928.14		7,383.93	(745.92)	106,057.99		106,057.99
21H Wastewater Treatment Plant Operator Certification	82,906.50		1,095.00	44.50	83,957.00	44.50	84,001.50
21M Distracted Driving Prevention	11,019.00		100.89		11,119.89		11,119.89
21S Aquatic Invasive Species Management	298,506.01		6,456.00	59,808.58	245,153.43	311.02	245,464.45

RECEIPTS AND DISBURSEMENTS FOR TREASURY FUNDS

	October 1, 2018		October 2018		October 31, 2018		
	Beginning Book Balance		Plus Receipts	Less Disbursements	Ending Book Balance	Outstanding Warrants	Ending Cash Balance
SPECIAL REVENUE FUNDS (Continued)							
21V Construction Registration Inspection	\$ 2,609,210.49	\$	969,242.78	\$ 897,432.61	\$ 2,681,020.66	\$ 12,559.19	\$ 2,693,579.85
222 Freshwater Aquatic Weeds	1,077,888.48		21,893.80	38,977.28	1,060,805.00	1,060,805.00
223 State Oil Spill Response	7,796,632.28		(50,244.75)	59,102.12	7,687,285.41	7,687,285.41
22J Abandoned Recreational Vehicle Disposal	(15,858.03)		(22.51)	6,804.70	(22,685.24)	(22,685.24)
22M Energy Efficiency	9,230,176.19		78,437.04	7,252.15	9,301,361.08	9,301,361.08
22R Internet Consumer Access
22U Secure Drug Take-Back Program
22W Public Disclosure Transparency	63,615.00		(13,212.00)	50,403.00	50,403.00
234 Public Works Administration	13,802,215.85		531,341.94	587,537.02	13,746,020.77	113,820.13	13,859,840.90
235 Youth Tobacco & Vapor Product Prevention	1,512,147.69		196,094.05	45,784.22	1,662,457.52	6,028.73	1,668,486.25
237 Recreation Access Pass	1,478,080.32		(181,606.12)	610.00	1,295,864.20	450.00	1,296,314.20
260 University of Washington Operating Fees	123.54		123.54	123.54
262 Manufactured Home Installation Training	513,874.29		25,318.98	23,444.58	515,748.69	0.72	515,749.41
263 Community and Economic Development Fee	3,768,903.99		208,540.06	67,451.39	3,909,992.66	2,307.66	3,912,300.32
267 Recreation Resources	20,507,829.56		911,390.05	1,047,043.65	20,372,175.96	279,763.46	20,651,939.42
268 Nonhighway and Off-Road Vehicle Activities (NOVA) Program	9,491,609.23		642,114.05	97,109.77	10,036,613.51	117.53	10,036,731.04
269 Parks Renewal and Stewardship	25,308,240.28		6,388,091.24	6,168,703.84	25,527,627.68	84,322.92	25,611,950.60
271 Washington State University Operating Fees
275 Central Washington University Operating Fees
277 State Agency Parking	233,390.53		11,312.05	4,808.02	239,894.56	271.00	240,165.56
296 Columbia River Basin Water Supply Rev Recovery	4,903,090.11		26,604.37	4,929,694.48	4,929,694.48
315 Dedicated Marijuana Fund	66,373,875.37		32,535,739.16	4,344,650.95	94,564,963.58	37,138.88	94,602,102.46
319 Public Health Supplemental	1,947,019.76		1,136,405.23	65,159.32	3,018,265.67	1,998.50	3,020,264.17
404 State Treasurer's Service	17,406,147.54		2,022,362.64	909,045.25	18,519,464.93	97,735.87	18,617,200.80
408 Coastal Protection	1,155,945.21		7,475.72	26,655.81	1,136,765.12	1,136,765.12
441 Local Government Archives	2,093,804.51		372,912.56	304,839.53	2,161,877.54	13,747.96	2,175,625.50
500 Perpetual Surveillance and Maintenance	46,600,043.33		59,726.65	46,659,769.98	46,659,769.98
507 Oyster Reserve Land	483,678.17		1,851.86	182.85	485,347.18	485,347.18
511 Tacoma Narrows Toll Bridge	21,589,563.84		(4,399,950.70)	(4,715,111.90)	21,904,725.04	7.00	21,904,732.04
513 Derelict Vessel Removal	1,022,792.23		10,990.00	45,907.23	987,875.00	5,301.06	993,176.06
532 Washington Housing Trust	11,233,465.28		449,867.39	496,418.29	11,186,914.38	352.25	11,187,266.63
535 Alaskan Way Viaduct Replacement Project	4,931,847.07		(332,280.57)	4,599,566.50	4,599,566.50
549 Election	10,930,459.39		14,359.65	173,823.86	10,770,995.18	551.28	10,771,546.46
550 Transportation 2003	10,480,663.67		624,752.83	103,958.17	11,001,458.33	3,496.59	11,004,954.92
562 Skilled Nursing Facility Safety Net Trust	20,251,183.81		19,890.42	394,611.39	19,876,462.84	212,773.50	20,089,236.34
564 Water Pollution Control Revolving Administration	5,521,557.77		262,595.58	(53,075.75)	5,837,229.10	905.00	5,838,134.10
565 Yakima Integrated Plan Implementation Revenue Recovery
566 Community Forest Trust	85,095.91		112.31	(24.00)	85,232.22	85,232.22
571 Multiuse Roadway Safety	334,536.78		11,365.65	345,902.43	345,902.43

RECEIPTS AND DISBURSEMENTS FOR TREASURY FUNDS

	October 1, 2018		October 2018		October 31, 2018		
	Beginning Book Balance		Plus Receipts	Less Disbursements	Ending Book Balance	Outstanding Warrants	Ending Cash Balance
SPECIAL REVENUE FUNDS (Continued)							
595 I-405 Express Toll Lanes Operations	\$ 39,271,500.93	\$ (248,190.12)	\$ (2,860,571.27)	\$ 41,883,882.08	\$	\$ 41,883,882.08	
600 Department of Retirement Systems Expense	10,831,568.52	3,253,028.47	2,520,604.69	11,563,992.30	317.46	11,564,309.76	
689 Rural Washington Loan	7,874,990.08	10,094.65	743,395.41	7,141,689.32	7,141,689.32	
727 Water Pollution Control Revolving	121,871,300.84	7,389,234.93	627,602.51	128,632,933.26	128,632,933.26	
733 Capitol Campus Reserve	
777 Prostitution Prevention and Intervention	117,127.55	4,117.89	1,606.49	119,638.95	119,638.95	
785 State Educational Trust Fund	6,949,593.45	61,444.33	602.94	7,010,434.84	1,314.13	7,011,748.97	
818 Youth Athletic Facility	190,509.03	244.17	190,753.20	190,753.20	
825 Tobacco Settlement	
844 Money-Purchase Retirement Savings Administrative	
874 OASI Revolving	231,468.82	12,221.75	219,247.07	0.17	219,247.24	
887 Public Facilities Construction Loan Revolving	20,856,476.84	136,615.93	247,669.88	20,745,422.89	2,814.92	20,748,237.81	
888 Deferred Compensation Administrative	1,942,178.39	(73,849.08)	859,699.61	1,008,629.70	2.43	1,008,632.13	
893 Radiation Perpetual Maintenance	\$345,127.06	442.35	345,569.41	345,569.41	
TOTAL SPECIAL REVENUE FUNDS	\$ 3,069,280,593.54	\$ 542,275,582.83	\$ 465,551,028.77	\$ 3,146,005,147.60	\$ 14,415,267.95	\$ 3,160,420,415.55	
DEBT SERVICE FUNDS							
303 Highway Bond Retirement	\$ 41,695,765.93	\$ 42,352,542.36	\$	\$ 84,048,308.29	\$	\$ 84,048,308.29	
304 Ferry Bond Retirement	6,012,805.18	1,174,880.74	7,187,685.92	7,187,685.92	
305 Transportation Improvement Board Bond Retirement	2,572,417.40	566,372.31	3,138,789.71	3,138,789.71	
347 Washington State University Bond Retirement	12,238,320.41	1,240,481.83	6,990,093.00	6,488,709.24	6,488,709.24	
348 University of Washington Bond Retirement	13,822,989.89	123,880.50	1,884,762.46	12,062,107.93	12,062,107.93	
380 Debt-Limit General Fund Bond Retirement	
381 Debt-Limit Reimbursable Bond Retirement	
382 Nondebt-Limit General Fund Bond Retirement	
383 Nondebt-Limit Reimbursable Bond Retirement	
384 Nondebt-Limit Proprietary Appropriated Bond Retirement	
385 Nondebt-Limit Proprietary Nonappropriated Bond Retirement	
386 Nondebt-Limit Revenue Bond Retirement	
389 Toll Facility Bond Retirement	\$22,698,927.18	4,688,701.21	27,387,628.39	27,387,628.39	
TOTAL DEBT SERVICE FUNDS	\$ 99,041,225.99	\$ 50,146,858.95	\$ 8,874,855.46	\$ 140,313,229.48	\$	\$ 140,313,229.48	
CAPITAL PROJECTS FUNDS							
01L Higher Education Construction	\$	\$	\$	\$	\$	\$	
036 Capitol Building Construction	1,955,199.26	2,800.43	(525,440.50)	2,483,440.19	2,483,440.19	
056 State Higher Education Construction	2,376.97	3.05	2,380.02	2,380.02	
057 State Building Construction	382,046,929.27	1,306,734.54	85,157,221.79	298,196,442.02	1,695,257.14	299,891,699.16	
060 Community and Technical College Capital Projects	13,883,673.01	9,706,628.38	2,275,666.05	21,314,635.34	21,314,635.34	
061 Eastern Washington University Capital Projects	3,469,497.74	1,077,813.33	662,275.49	3,885,035.58	3,885,035.58	
062 Washington State University Building	3,537,023.45	2,797.57	2,448,625.81	1,091,195.21	1,091,195.21	

RECEIPTS AND DISBURSEMENTS FOR TREASURY FUNDS

	October 1, 2018		October 2018		October 31, 2018						
	Beginning Book Balance		Plus Receipts	Less Disbursements	Ending Book Balance	Outstanding Warrants	Ending Cash Balance				
CAPITAL PROJECTS FUNDS (Continued)											
063 Central Washington University Capital Projects	\$ 6,895,361.37	\$	179,105.12	\$	1,002,308.30	\$	6,072,158.19	\$	6,072,158.19		
064 University of Washington Building	6,773,959.07		25,969.04		2,686,652.26		4,113,275.85		4,113,275.85		
065 Western Washington University Capital Projects	4,196,174.21		1,704,232.57		271,563.78		5,628,843.00		5,628,843.00		
066 The Evergreen State College Capital Projects	2,700,318.62		3,297,251.62		3,433,917.44		2,563,652.80		2,563,652.80		
075 State Social and Health Services Construction	5,371.39						5,371.39		5,371.39		
18B Columbia River Basin Tax Bond Water Supply Development	1,204,167.32		1,543.37				1,205,710.69		1,205,710.69		
245 Public Safety Reimbursable Bond	4.12						4.12		4.12		
246 Community and Technical College Forest Reserve	3,250,144.62		19.26				3,250,163.88		3,250,163.88		
289 Thurston County Capital Facilities	4,634,918.87		358,252.52		222,279.34		4,770,892.05		4,770,892.05		
357 Gardner-Evans Higher Education Construction	45,698.05						45,698.05		45,698.05		
364 Military Department Capital	\$1,725,597.35						1,725,597.35		1,725,597.35		
TOTAL CAPITAL PROJECTS FUNDS	\$ 436,326,414.69	\$	17,663,150.80	\$	97,635,069.76	\$	356,354,495.73	\$	1,695,257.14	\$	358,049,752.87
PERMANENT FUNDS											
04B Natural Resources Real Property Replacement	\$ 9,452,623.44	\$	12,781.79	\$	1,600.00	\$	9,463,805.23	\$	9,463,805.23		
601 Agricultural Permanent	169,743.08				18,504.16		151,238.92		151,238.92		
603 Millersylvania Park Trust	5,536.70		7.09				5,543.79		5,543.79		
604 Normal School Permanent	95,980.20				(343,597.61)		439,577.81		439,577.81		
605 Permanent Common School	80,931.55				29,432.34		51,499.21		51,499.21		
606 Scientific Permanent	276,109.08				(367,413.78)		643,522.86		643,522.86		
607 State University Permanent	168,325.88				43,783.10		124,542.78		124,542.78		
851 Developmental Disabilities Community Trust	\$1,521,579.99		1,950.19				1,523,530.18		1,523,530.18		
TOTAL PERMANENT FUNDS	\$ 11,770,829.92	\$	14,739.07	\$	(617,691.79)	\$	12,403,260.78	\$	12,403,260.78		
ENTERPRISE FUNDS											
401 Correctional Industries	\$ 3,401,323.19	\$	10,255,436.29	\$	8,507,224.94	\$	5,149,534.54	\$	72,515.97	\$	5,222,050.51
407 Secretary of State's Revolving	9,226,971.30		766,744.75		752,348.74		9,241,367.31		9,241,367.31		
578 Lottery Administrative	565,075.74		1,440,276.66		1,343,182.30		662,170.10	4,540.96		666,711.06	
608 Accident	476,544.59		207,262,613.92		191,184,030.36		16,555,128.15	34,665,450.99		51,220,579.14	
609 Medical Aid	55,749.34		179,528,627.83		169,610,572.57		9,973,804.60	3,492,963.46		13,466,768.06	
610 Accident Reserve	76,149.95		65,572,245.71		65,439,914.86		208,480.80	1,126,655.17		1,335,135.97	
881 Supplemental Pension	51,681.56		107,007,208.35		102,019,677.28		5,039,212.63	1,989,032.35		7,028,244.98	
883 Second Injury	\$21,180,540.18		3,986,170.74		165,652.99		25,001,057.93	50,750.19		25,051,808.12	
TOTAL ENTERPRISE FUNDS	\$ 35,034,035.85	\$	575,819,324.25	\$	539,022,604.04	\$	71,830,756.06	\$	41,401,909.09	\$	113,232,665.15
INTERNAL SERVICE FUNDS											
006 Public Records Efficiency, Preservation & Access	\$ 1,656,986.12	\$	737,096.42	\$	123,676.75	\$	2,270,405.79	\$	2,270,405.79		
405 Legal Services Revolving	7,596,158.20		10,008,704.23		12,305,616.97		5,299,245.46	194,961.24		5,494,206.70	
410 Transportation Equipment	16,843,195.54		1,381,913.97		3,182,586.76		15,042,522.75	115.55		15,042,638.30	
415 Personnel Service	2,213,873.86		1,336,571.14		594,576.75		2,955,868.25			2,955,868.25	

RECEIPTS AND DISBURSEMENTS FOR TREASURY FUNDS

	October 1, 2018		October 2018		October 31, 2018		
	Beginning Book Balance		Plus Receipts	Less Disbursements	Ending Book Balance	Outstanding Warrants	Ending Cash Balance
INTERNAL SERVICE FUNDS (Continued)							
418 State Health Care Authority Administrative	\$ 11,986,681.22	\$ 216.58	\$ 1,454,994.78	\$ 10,531,903.02	\$ 13.49	\$ 10,531,916.51	
455 Higher Education Personnel Service	487,186.47	128,056.23	52,866.72	562,375.98	562,375.98	
468 OFM Central Service	287,059.72	1,773,557.72	545,440.50	1,515,176.94	98.40	1,515,275.34	
483 Auditing Services Revolving	(375,552.24)	945,009.55	466,937.31	102,520.00	515.18	103,035.18	
484 Administrative Hearings Revolving	(741,591.28)	873,760.94	1,705,132.73	(1,572,963.07)	132.98	(1,572,830.09)	
492 School Employees' Insurance Administrative	\$23,509,311.88	21.00	774,016.34	22,735,316.54	13.49	22,735,330.03	
TOTAL INTERNAL SERVICE FUNDS	\$ 63,463,309.49	\$ 17,184,907.78	\$ 21,205,845.61	\$ 59,442,371.66	\$ 195,850.33	\$ 59,638,221.99	
PENSION TRUST FUNDS							
614 Volunteer Firefighters' Relief and Pension Principal	\$ 17,813,308.01	\$ 555,332.10	\$ 1,123,838.67	\$ 17,244,801.44	\$ 157,600.54	\$ 17,402,401.98	
615 State Patrol - Plan1	911,919.43	6,493,653.51	6,529,622.53	875,950.41	52,550.24	928,500.65	
616 Judges' Retirement	836,353.47	126,097.49	27,369.97	935,080.99	935,080.99	
630 State Patrol - Plan 2	418,899.70	1,031,650.60	1,009,247.69	441,302.61	441,302.61	
631 Public Employees' Retirement System Plan 1	10,206,922.16	158,768,292.04	160,080,427.13	8,894,787.07	1,623,716.33	10,518,503.40	
632 Teachers' Retirement System Plan 1	7,696,008.98	111,004,484.94	111,930,688.55	6,769,805.37	875,721.54	7,645,526.91	
633 School Employees' Retirement System Combined Plan 2 & 3	4,721,846.23	64,719,957.42	64,144,534.10	5,297,269.55	470,392.52	5,767,662.07	
635 Public Safety Employees Retirement System Plan 2	307,010.41	6,600,517.98	6,468,241.18	439,287.21	46,931.02	486,218.23	
641 Public Employees' Retirement System Combined Plan 2 & 3	13,027,847.67	268,167,537.29	269,052,013.75	12,143,371.21	1,701,586.63	13,844,957.84	
642 Teachers' Retirement System Combined Plan 2 and 3	15,966,889.04	222,487,465.14	221,523,273.44	16,931,080.74	401,240.24	17,332,320.98	
722 Deferred Compensation Principal	2,642,903.41	48,558,062.06	48,411,113.90	2,789,851.57	291.59	2,790,143.16	
729 Judicial Retirement Principal	9,499.05	74,662.00	74,649.79	9,511.26	9,511.26	
819 LEOFF Plan 1 Retirement	3,134,956.67	30,930,054.67	31,429,648.76	2,635,362.58	463,172.27	3,098,534.85	
829 LEOFF Plan 2 Retirement	4,183,972.00	55,085,054.86	55,075,892.75	4,193,134.11	187,672.27	4,380,806.38	
882 Washington Judicial Retirement System	\$8,056,767.34	2,111,144.64	669,598.65	9,498,313.33	3,635.67	9,501,949.00	
TOTAL PENSION TRUST FUNDS	\$ 89,935,103.57	\$ 976,713,966.74	\$ 977,550,160.86	\$ 89,098,909.45	\$ 5,984,510.86	\$ 95,083,420.31	
AGENCY FUNDS							
01P Suspense	\$ 149,563,645.30	\$ 1,898,484,819.88	\$ 1,940,640,613.44	\$ 107,407,851.74	\$ 36,579.39	\$ 107,444,431.13	
01R Undistributed Receipts	1,759,323.12	389.16	1,759,712.28	1,759,712.28	
01T Local Leasehold Excise Tax	458,319.57	(4,613,821.01)	5,072,140.58	5,072,140.58	
034 Local Sales and Use Tax	
035 State Payroll Revolving	24,824,716.28	492,954,145.66	512,563,091.41	5,215,770.53	1,756,007.27	6,971,777.80	
768 Local Real Estate Excise Tax	1,479,308.74	1,479,308.74	
795 State Investment Board Commingled Monthly Bond	481.90	481.90	
865 State Investment Board Commingled Trust	60,770.88	60,770.88	

RECEIPTS AND DISBURSEMENTS FOR TREASURY FUNDS

	October 1, 2018	October 2018		October 31, 2018		
	Beginning Book Balance	Plus Receipts	Less Disbursements	Ending Book Balance	Outstanding Warrants	Ending Cash Balance
AGENCY FUNDS (Continued)						
877 OASI Contribution	\$	\$	\$	\$	\$	\$
TOTAL AGENCY FUNDS	\$ 176,606,004.27	\$ 2,392,979,916.22	\$ 2,450,130,445.36	\$ 119,455,475.13	\$ 1,792,586.66	\$ 121,248,061.79
TOTAL TREASURY FUNDS	\$ \$6,183,447,206.59	\$ 7,528,657,530.82	\$ 7,654,258,114.74	\$ 6,057,846,622.67	\$ 99,687,129.96	\$ 6,157,533,752.63

RECEIPTS AND DISBURSEMENTS FOR TREASURER'S TRUST FUNDS

	October 1, 2018		October 2018		October 31, 2018	
	Beginning Book Balance	Plus Receipts	Less Disbursements	Ending Book Balance	Outstanding Warrants	Ending Cash Balance
GENERAL FUND						
06N Local Tax Administration	\$	\$	\$	\$	\$	\$
07F Commercial Fisheries Buyback
08B Foster Care Endowed Scholarship Trust	15,769.39	20.22	15,789.61	15,789.61
08E Individual Development Account Program	1,973.09	2.53	1,975.62	1,975.62
08N State Financial Aid	4,326,424.63	49,237,156.68	49,280,510.59	4,283,070.72	15,605.37	4,298,676.09
08T Transportation Innovative Partnership
10L Health Insurance Partnership
10V Invasive Species Council
11M Poet Laureate	115.55	115.55	115.55
11R Hospital Infection Control Grant
12L Outdoor Education and Recreation Prog	1,537,119.63	37,794.52	1,499,325.11	1,499,325.11
12P Geoduck Aquaculture Research	188,043.37	4,383.86	183,659.51	183,659.51
131 Fair	2,150,737.18	2,763.81	10,453.69	2,143,047.30	2,143,047.30
14N Legislative Oral History	58,593.20	58,593.20	58,593.20
14P Skeletal Human Remains Assistance	291,342.30	291,342.30	291,342.30
15B Food Animal Vet Scholarship
15N Business Assistance
16F Washington State Flag	410.96	410.96	410.96
16K Mortgage Recovery
16R Multiagency Permitting Team	94,147.37	120.67	94,268.04	94,268.04
17R Aerospace Training Student Loan	1,011,814.40	13,118.13	38,708.34	986,224.19	986,224.19
18C Native Education Public-Private Partnership
18F High School Completion
18G Opportunity Scholarship Match Transfer	9,369,318.18	3,586,934.46	5,782,383.72	5,782,383.72
18K 24/7 Sobriety	1,717.22	740.87	2,458.09	2,458.09
18V Science, Technology, Engineering and Math Education Lighthouse
19J Universal Communications Services	10,692,004.71	2,553.29	10,689,451.42	10,689,451.42
19V Andy Hill Cancer Research Endowment Fund Match Transfer	4,963,261.67	4,941,666.67	21,595.00	21,595.00
20L Early Start
21J Gina Grant Bull Memorial Legislative Page Scholarship	23,776.89	105.47	23,882.36	23,882.36
21K Skilled Worker Awareness Grant Program	211,275.91	5,934.99	205,340.92	205,340.92
21L Low-Income Home Rehab Revolving Loan Program
21T Suicide-Safer Homes Project	25,446.78	25,446.78	25,446.78
22A State Agency Office Relocation Pool	5,316,603.32	727,263.22	4,589,340.10	4,589,340.10
22B Highway Worker Memorial Scholarship
22S Landlord Mitigation Program	165,324.54	48,077.87	1,424.21	211,978.20	211,978.20
22V Medical Student Loan
23B Rural Jobs Program Match Transfer
23E Washington History Day	23,023.20	29.52	23,052.72	23,052.72

RECEIPTS AND DISBURSEMENTS FOR TREASURER'S TRUST FUNDS

	October 1, 2018	October 2018		October 31, 2018		
	Beginning Book Balance	Plus Receipts	Less Disbursements	Ending Book Balance	Outstanding Warrants	Ending Cash Balance
GENERAL FUND (Continued)						
23F Open Educational Resources	\$	\$	\$	\$	\$	\$
290 Savings Incentive	2,271,938.22	3,105.73	2,268,832.49	2,268,832.49
447 Information Technology Investment Revolving	18,385,893.94	641,198.73	17,744,695.21	204.98	17,744,900.19
490 Regional Transportation Investment District
514 Agricultural Conservation Easements
534 Washington Graduate Fellowship Trust	489.80	489.80	489.80
551 Washington Youth and Families	124,634.31	124,634.31	124,634.31
552 Conservation Assistance Revolving	376,554.85	376,554.85	376,554.85
646 Higher Ed Retirement Plan Supplemental Benefit	2,222.66	1,101,367.28	1,101,577.00	2,012.94	2,012.94
653 Washington Distinguished Professorship Trust
743 College Faculty Awards Trust	186.14	186.14	186.14
747 Health Professional Loan Repayment & Scholarship Program	10,243,528.05	583,162.64	808,716.89	10,017,973.80	34,669.48	10,052,643.28
748 Higher Education Coord. Board for Innovation and Quality
781 Cross-State Trail	473.10	473.10	473.10
793 Health Insurance Pool
817 Stadium and Exhibition Center Construction
835 Four Year Student Child Care in Higher Education	78,791.35	78,791.35	78,791.35
837 Washington's Promise Scholarship	\$8.21	0.01	8.22	8.22
TOTAL GENERAL FUND	\$ 71,952,964.12	\$ 50,986,665.70	\$ 61,192,226.19	\$ 61,747,403.63	\$ 50,479.83	\$ 61,797,883.46
SPECIAL REVENUE FUNDS						
01F Crime Victims' Compensation	\$ 5,300,882.03	\$ 75,682.35	\$	\$ 5,376,564.38	\$	\$ 5,376,564.38
025 Pilotage	447,024.03	99,806.50	91,523.04	455,307.49	2,374.17	457,681.66
03K Industrial Insurance Premium Refund	4,502,813.54	5,852.13	62,531.99	4,446,133.68	4,446,133.68
04F Real Estate Education Program	626,460.33	1,965.11	203.92	628,221.52	628,221.52
06H Oral History, State Library, and Archives	12,268.87	54.00	16,463.67	(4,140.80)	70.20	(4,070.60)
06J Securities Prosecution	558,620.11	925.00	559,545.11	559,545.11
07A Mortgage Lending Fraud Prosecution	262,995.56	21,946.50	30,490.00	254,452.06	254,452.06
07B Organ and Tissue Donation Awareness	164,710.38	31,201.82	195,912.20	195,912.20
07E Contract Harvesting Revolving	14,987,789.78	16,793.20	6,986,919.21	8,017,663.77	14,989.70	8,032,653.47
07J "Helping Kids Speak"	2,956.34	1,836.34	1,845.67	2,947.01	2,947.01
07K Special License Plate Applicant Trust	6,103.00	6,103.00	12,206.00	12,206.00
07L Legislative International Trade	326.36	326.36	108.77	435.13
07N Produce Railcar Pool	48.74	0.07	48.81	48.81
07T Commemorative Works	3,335.55	4.27	3,339.82	3,339.82
07V Fish and Wildlife Enforcement Reward	574,827.45	31,551.15	21,581.16	584,797.44	3,050.00	587,847.44
08C Gonzaga University Alumni Association	5,672.67	3,168.67	3,559.97	5,281.37	5,281.37
08F Lighthouse Environmental Programs	11,869.64	7,228.69	6,720.00	12,378.33	12,378.33
08G Flexible Spending Administrative	2,738,537.39	27,394.60	72,042.12	2,693,889.87	2,693,889.87

RECEIPTS AND DISBURSEMENTS FOR TREASURER'S TRUST FUNDS

	October 1, 2018		October 2018		October 31, 2018		
	Beginning Book Balance		Plus Receipts	Less Disbursements	Ending Book Balance	Outstanding Warrants	Ending Cash Balance
SPECIAL REVENUE FUNDS (Continued)							
08J Prescription Drug Consortium	\$ 39,272.21	\$	\$	\$	\$ 39,272.21	\$ 3,675.56	\$ 42,947.77
08L "Ski & Ride Washington"	3,532.90		3,122.00	3,047.34	3,607.56		3,607.56
08P State Parks Education and Enhancement	410,257.15		11,963.00	11,151.99	411,068.16		411,068.16
08V Veterans Stewardship	1,814,233.27		53,758.65	44,696.38	1,823,295.54	8,139.53	1,831,435.07
08W "Washington's National Park Fund"	22,042.91		18,165.00	17,066.01	23,141.90		23,141.90
098 Eastern Washington Pheasant Enhancement	205,348.01		58,053.58	9,374.74	254,026.85		254,026.85
09A We Love Our Pets	11,517.24		3,693.67	3,761.34	11,449.57		11,449.57
09B Boating Safety Education Certification	772,769.57		9,515.00	91,105.22	691,179.35	44,543.97	735,723.32
09J Washington Coastal Crab Pot Buoy Tag	208,210.29		55,007.50	67,440.68	195,777.11		195,777.11
09K Life Sciences Discovery	330,200.85		449.19	120,604.59	210,045.45		210,045.45
09L Nursing Resource Center	159,988.55		54,222.45	1,076.38	213,134.62	695.00	213,829.62
10F "Share the Road"	18,252.71		6,708.34	7,490.00	17,471.05		17,471.05
11A Employment Training Finance	285,707.95		22,341.53	35,000.00	273,049.48		273,049.48
11J Electronic Products Recycling	578,213.80			37,848.85	540,364.95		540,364.95
11P Large On-Site Sewage Systems							
11V Veteran Estate Management	18,148.37		29,958.38	26,332.09	21,774.66	2,236.50	24,011.16
126 Agricultural Local	15,325,886.31		2,089,985.14	2,198,391.23	15,217,480.22	18,752.94	15,236,233.16
128 Grain Inspection Revolving	5,009,503.56		783,645.43	1,284,053.02	4,509,095.97	1,904.14	4,511,000.11
12E Assisted Living Facility Management	290,253.81			(6,171.99)	296,425.80		296,425.80
12F Manufactured/Mobile Home Dispute Resol	2,590,574.04		68,994.00	43,932.47	2,615,635.57		2,615,635.57
12G Rockfish Research	336,702.94		7,515.00	31,403.63	312,814.31	12,916.77	325,731.08
12H Uniformed Service Shared Leave Pool	830,960.90			(360.26)	831,321.16		831,321.16
12N Get Ready For Math & Science Schlarshp	59,075.90		1,422.97		60,498.87		60,498.87
133 Children's Trust	477,976.68		3,238.98	5,963.66	475,252.00		475,252.00
14E Washington State Heritage Center	3,398,183.25		433,619.50	517,951.70	3,313,851.05	5,222.29	3,319,073.34
14W Reduced Cigarette Ignition Propensity	583,133.90		2,248.66	7,495.81	577,886.75		577,886.75
15A Transitional Housing Oper & Rent	0.41				0.41		0.41
15T Broadband Mapping							
15V Funeral and Cemetery	709,736.47		24,410.52	56,789.88	677,357.11	920.00	678,277.11
15W Guaranteed Asset Protection Waiver	18,750.00		250.00		19,000.00		19,000.00
163 Worker and Community Right to Know	2,847,671.67		125,653.76	259,727.44	2,713,597.99	968.57	2,714,566.56
169 Horse Racing Commission Operating	951,150.41		109,902.09	367,572.50	693,480.00	9,621.54	703,101.54
16B Landscape Architects' License	329,406.76		21,250.00	28,916.21	321,740.55	450.00	322,190.55
16E Spec Forest Products Outreach/Education	12,733.75		1.77		12,735.52		12,735.52
16G Universal Vaccine Purchase	9,138,182.54		4,685,595.19	5,833,496.69	7,990,281.04	1,446,772.00	9,437,053.04
16H Columbia River Salmon/Steelhead Endorsement	962,136.32		56,147.50	105,741.11	912,542.71	371.85	912,914.56
16L Accessible Communities	537,288.30		11,302.15	14,138.27	534,452.18		534,452.18
16N Disabled Veterans Assistance							
16T Product Stewardship Programs	280,012.06			10,955.82	269,056.24		269,056.24

RECEIPTS AND DISBURSEMENTS FOR TREASURER'S TRUST FUNDS

	October 1, 2018		October 2018		October 31, 2018		
	Beginning Book Balance		Plus Receipts	Less Disbursements	Ending Book Balance	Outstanding Warrants	Ending Cash Balance
SPECIAL REVENUE FUNDS (Continued)							
17H WA Global Health Technologies Product Development	\$ 2.06	\$	\$	\$	\$ 2.06	\$	\$ 2.06
17L Foreclosure Fairness	583,425.18		183,775.00	313,882.59	453,317.59		453,317.59
17M Individual-Based/Portable Background Check Clearance	56,877.83		40,997.00	38,856.85	59,017.98	207.00	59,224.98
17V Volunteer Firefighters	5,910.32		2,643.67	2,806.99	5,747.00		5,747.00
180 Local Government Administrative Hearings	249,282.79		6,568.08		255,850.87		255,850.87
189 Clarke-McNary							
18A Investing In Innovation	34,347.09				34,347.09		34,347.09
18E Educator Certification Processing	2,748,745.42		113,974.20	271,075.37	2,591,644.25	1,001.37	2,592,645.62
18M Music Matters Awareness	6,547.31		4,610.68	4,689.99	6,468.00		6,468.00
18N Damage Prevention	154,571.00		5,000.00		159,571.00		159,571.00
18R Seattle Sounders FC	7,453.60		4,417.01	5,114.66	6,755.95		6,755.95
190 Forest Fire Protection Assessment	10,760,906.66		3,039.45	1,213,840.60	9,550,105.51	4,681.78	9,554,787.29
193 State Forest Nursery Revolving	1,812,325.57		2,023.88	(351,889.33)	2,166,238.78	1,525.56	2,167,764.34
195 Energy	4,239.88		7.00	1,350.00	2,896.88		2,896.88
197 Statute Law Committee Publications	906,543.00		19,063.84	71,256.50	854,350.34	575.82	854,926.16
198 Access Road Revolving	7,845,375.86		1,197.37	48,770.59	7,797,802.64	5,835.09	7,803,637.73
19B School for the Blind	2,285,642.28		38,042.25	176,993.90	2,146,690.63	777.04	2,147,467.67
19E 4-H Program	335.00		427.00	427.00	335.00		335.00
19F Seattle Seahawks	78,768.77		34,549.82	73,929.40	39,389.19	45,323.32	84,712.51
19H Center for Childhood Deafness and Hearing Loss	12,583.58		494.50		13,078.08		13,078.08
19M Seattle University	25,526.67		653.34		26,180.01		26,180.01
19P Child Rescue	17,427.26		706.66		18,133.92		18,133.92
19R Residential Services and Support	26,647.29			(7,655.18)	34,302.47		34,302.47
19W Wolf-Livestock Conflict	316,616.63				316,616.63		316,616.63
205 Mobile Home Park Relocation	1,538,462.26		45,059.59	12,689.18	1,570,832.67		1,570,832.67
206 Cost of Supervision	651,398.50		161,465.28	252,105.34	560,758.44	185.02	560,943.46
209 Regional Fisheries Enhancement Group	1,573,827.70		19,426.58	80,313.90	1,512,940.38	2.82	1,512,943.20
20A State Flower	2,524.67		1,358.00	1,985.67	1,897.00		1,897.00
20D CPA Scholarship Transfer	250,000.00				250,000.00		250,000.00
20E WA Internet Crimes Against Children	1,500,000.00				1,500,000.00		1,500,000.00
20G Washington Farmers and Ranchers	532.00		200.67	280.00	452.67	907.67	1,360.34
20K Licensing & Enforcement System Modernization	1,200,164.08			345.66	1,199,818.42	89.65	1,199,908.07
20P Nursing Facility Quality Enhancement	2,397,156.39			(425.52)	2,397,581.91		2,397,581.91
20W Washington Tennis	2,473.33		84.00		2,557.33		2,557.33
210 Fire Protection Contractor License	345,846.23		2,117.91	52,002.02	295,962.12	4.00	295,966.12
213 Veterans' Emblem	34,112.94		462.00		34,574.94		34,574.94
214 Temporary Worker Housing	271,330.10		(192.17)	12,217.11	258,920.82	1,193.94	260,114.76
219 Air Operating Permit	931,819.57			102,940.59	828,878.98		828,878.98
21A Washington State Wrestling	485.34		476.00	401.34	560.00		560.00

RECEIPTS AND DISBURSEMENTS FOR TREASURER'S TRUST FUNDS

	October 1, 2018		October 2018		October 31, 2018		
	Beginning Book Balance		Plus Receipts	Less Disbursements	Ending Book Balance	Outstanding Warrants	Ending Cash Balance
SPECIAL REVENUE FUNDS (Continued)							
21C Washington Sexual Assault Kit	\$ 1,836,641.35	\$	2,363.75	\$ 51,616.68	\$ 1,787,388.42	\$	\$ 1,787,388.42
21F Fred Hutch	364.00		366.32	392.00	338.32	392.00	730.32
21G Washington State Aviation	36,064.00		2,452.33	38,516.33	38,516.33
21N NE WA Wolf-Livestock Management	74,284.59		95.26	74,379.85	74,379.85
21Q Forest Health Revolving	8,674,246.40		14,174.86	(389,091.46)	9,077,512.72	149,316.60	9,226,829.32
21U Veteran's In-State Service Shared Leave Pool	66,358.82		66,358.82	66,358.82
21W K-12 Criminal Background Check	201,835.01		231,164.00	24,152.44	408,846.57	43.00	408,889.57
225 Fingerprint Identification	3,694,886.67		924,747.25	1,069,415.30	3,550,218.62	32.00	3,550,250.62
22G Photovoltaic Module Recycling
22H Foster Parent Shared Leave Pool	4,144.60		(2,535.20)	1,609.40	1,609.40
22K Watershed Restoration Enhancement
22L Public Use General Aviation Airport Loan Revolving	5,000,023.29		5,000,023.29	5,000,023.29
22N Fish and Wildlife Federal Lands Revolving
22P Natural Resources Federal Lands Revolving	(61,776.88)		(167.91)	34,591.58	(96,536.37)	(96,536.37)
22Q Seattle Mariners
23A Student Loan Advocate
23C Department of Licensing Tuition Recovery
23D Student Achievement Council Tuition Recovery Trust
259 Coastal Crab	102,363.17		120.00	3,792.26	98,690.91	98,690.91
274 Adult Family Home	733,785.06		(10,522.79)	744,307.85	744,307.85
281 Impaired Driving Safety	353,503.02		158,949.00	439,625.00	72,827.02	72,827.02
283 Juvenile Accountability Incentive	84,685.74		108.54	84,794.28	84,794.28
294 Sea Cucumber Dive Fishery	(3,016.23)		(3,016.23)	(3,016.23)
295 Sea Urchin Dive Fishery	(8.23)		(8.23)	(8.23)
297 Pipeline Safety	3,954,759.90		6,121.48	245,701.80	3,715,179.58	1,578.64	3,716,758.22
298 Geologists'	389,303.80		34,110.00	22,056.86	401,356.94	704.50	402,061.44
300 Financial Services Regulation	23,672,649.87		1,233,781.86	3,204,141.10	21,702,290.63	22,871.82	21,725,162.45
320 Puget Sound Crab Pot Buoy Tag	81,216.23		1,155.00	21,012.31	61,358.92	61,358.92
328 Crim Justice Training Commis Firing Range Maintenance	115,439.00		115,439.00	115,439.00
416 Surplus and Donated Food Commodities Revolving	3,392,323.66		254,884.11	668,621.39	2,978,586.38	13,544.16	2,992,130.54
424 Anti-Trust Revolving	4,198,366.87		2,455.21	229,115.47	3,971,706.61	3,971,706.61
480 Financial Education Public-Private Partnership	34,272.75		34,272.75	34,272.75
485 Horse Racing Owners' Bonus/Breeder Awards	515,428.33		6,641.67	121.61	521,948.39	522.60	522,470.99
495 Toll Collection	20,231,428.66		20,272,257.20	19,799,353.61	20,704,332.25	45,234.05	20,749,566.30
496 Future Teachers Conditional Scholarship	2,164,542.35		1,479,486.09	76,444.60	3,567,583.84	27,566.44	3,595,150.28
497 Horse Racing Commission Class C Purse Fund	57,856.44		4,729.59	62,586.03	62,586.03
498 Washington State Council of Fire Fighters Benevolent	15,865.06		9,818.69	9,895.70	15,788.05	15,788.05
499 Law Enforcement Memorial	49,031.07		24,700.69	24,187.36	49,544.40	49,544.40
501 Liquor Revolving	9,236,790.18		28,837,046.14	3,918,079.33	34,155,756.99	159,065.91	34,314,822.90

RECEIPTS AND DISBURSEMENTS FOR TREASURER'S TRUST FUNDS

	October 1, 2018		October 2018		October 31, 2018		
	Beginning Book Balance		Plus Receipts	Less Disbursements	Ending Book Balance	Outstanding Warrants	Ending Cash Balance
SPECIAL REVENUE FUNDS (Continued)							
503 Tuition Recovery	\$ 3,710,629.80		\$ 26,305.43	\$ 7,713.61	\$ 3,729,221.62	\$ 3,000.00	\$ 3,732,221.62
515 DNA Data Base	364,551.30		40,505.89	(1,797.49)	406,854.68	406,854.68
516 Fruit and Vegetable Inspection	9,475,900.99		1,140,799.56	1,336,057.44	9,280,643.11	5,718.85	9,286,361.96
536 Federal Food Service Revolving	2,383,155.09		4,540,449.19	4,682,599.25	2,241,005.03	68,651.17	2,309,656.20
553 Performance Audits of Government	6,192,447.88		1,890,532.61	1,439,161.54	6,643,818.95	1,126.40	6,644,945.35
561 Community Technical College Innovation	5,164,503.54		3,105,249.70	916,512.66	7,353,240.58	7,353,240.58
687 Rural Rehabilitation	171,681.54		220.05	171,901.59	171,901.59
688 Federal Local Rail Service Assistance	79,453.96		98.18	79,552.14	79,552.14
731 Child Care Facility Revolving	1,461,193.89		5,645.49	1,466,839.38	1,466,839.38
732 Nursing Home Civil Penalties	2,509,333.47		(48,493.19)	2,557,826.66	2,557,826.66
746 Hanford Area Economic Investment	61,693.20		5,770.80	67,464.00	67,464.00
749 Governor's Interagency Committee of State Employed Women	50,664.45		7,316.27	5,859.80	52,120.92	52,120.92
761 Basic Health Plan Subscription	250,744.09		250,744.09	250,744.09
763 Center for the Improvement of Student Learning	35,600.68		35,600.68	35,600.68
773 Commission on Higher Ed Prof Student Ex Program	51,200.00		51,200.00	51,200.00
774 University of Washington License Plate	85,815.41		26,110.02	111,925.43	111,925.43
776 Washington State University License Plate	111,657.03		50,782.73	111,657.03	50,782.73	50,782.73
778 Western Washington University License Plate	1,941.33		1,164.34	3,105.67	3,105.67
779 Eastern Washington University License Plate	64,119.75		2,979.66	67,099.41	67,099.41
780 School Zone Safety Account	1,514,273.33		37,847.94	33,086.88	1,519,034.39	1,065.17	1,520,099.56
783 Central Washington University License Plate	6,869.33		1,385.99	8,255.32	8,255.32
784 Miscellaneous Transportation Programs	(9,390,147.97)		27,247,442.89	23,929,946.98	(6,072,652.06)	203,416.32	(5,869,235.74)
786 The Evergreen State College License Plate	5,808.71		347.67	6,156.38	6,156.38
789 Advanced Environmental Mitigation Revolving	833,752.32		3,976.87	837,729.19	837,729.19
816 Stadium and Exhibition Center	65,364,810.55		4,758,445.26	70,123,255.81	70,123,255.81
821 Impaired Physician	301,036.50		156,735.00	161,849.99	295,921.51	150.00	296,071.51
823 Livestock Nutrient Management	36,530.88		3,250.00	39,780.88	39,780.88
833 Developmental Disabilities Endowment Trust	1,376,735.93		610,277.83	165,706.82	1,821,306.94	98,171.86	1,919,478.80
834 Capitol Furnishings Preservation Committee	80,236.64		80,236.64	80,236.64
878 Federal Forest Revolving	7,238.50		9.28	7,247.78	7,247.78
880 Advance Right-of-Way Revolving	16,314,967.37		269,918.07	11,554.48	16,573,330.96	584.54	16,573,915.50
884 Gambling Revolving	9,055,726.61		1,155,535.29	1,167,825.44	9,043,436.46	11,240.62	9,054,677.08
885 Plumbing Certificate	1,005,722.58		101,064.60	79,647.50	1,027,139.68	1,038.39	1,028,178.07
892 Pressure Systems Safety	\$708,027.47		199,037.95	194,102.11	712,963.31	493.68	713,456.99
TOTAL SPECIAL REVENUE FUNDS	\$ 326,770,026.39		\$ 108,664,533.45	\$ 84,543,871.77	\$ 350,890,688.07	\$ 2,455,622.30	\$ 353,346,310.37
CAPITAL PROJECTS FUNDS							
366 Watershed Restoration Enhancement Bond	\$ 2,485,192.21		\$	\$ 2,886.39	\$ 2,482,305.82	\$	\$ 2,482,305.82

RECEIPTS AND DISBURSEMENTS FOR TREASURER'S TRUST FUNDS

	October 1, 2018	October 2018		October 31, 2018		
	Beginning Book Balance	Plus Receipts	Less Disbursements	Ending Book Balance	Outstanding Warrants	Ending Cash Balance
CAPITAL PROJECTS FUNDS (Continued)						
377 Watershed Restoration Enhancement Taxable Bond	\$	\$	\$	\$	\$	\$
TOTAL CAPITAL PROJECTS FUNDS	\$ 2,485,192.21	\$	\$ 2,886.39	\$ 2,482,305.82	\$	\$ 2,482,305.82
PERMANENT FUNDS						
842 American Indian Scholarship Endowment	\$ 299,069.69	\$ 385.76	\$	\$ 299,455.45	\$	\$ 299,455.45
852 Foster Care Scholarship Endowment	\$ 3,718.21	\$ 4.76	\$	\$ 3,722.97	\$	\$ 3,722.97
TOTAL PERMANENT FUNDS	\$ 302,787.90	\$ 390.52	\$	\$ 303,178.42	\$	\$ 303,178.42
ENTERPRISE FUNDS						
22E Family and Medical Leave Enforcement	\$ 397,738.06	\$	\$	\$ 397,738.06	\$	\$ 397,738.06
22F Family and Medical Leave Insurance	66,129,189.96	90,239.76	1,207,542.85	65,011,886.87	\$	65,011,886.87
413 Municipal Revolving	3,862,916.61	3,303,770.08	2,778,602.43	4,388,084.26	7,315.22	4,395,399.48
442 Legislative Gift Center	76,361.94	13,907.74	10,721.20	79,548.48	337.90	79,886.38
445 Self-Insured Emplr Overpymt Reimb	409,626.34	\$	\$	409,626.34	\$	409,626.34
446 Industrial Insurance Rainy Day Fund	\$	\$	\$	\$	\$	\$
449 Certificates of Participation and Other Financing - Local	156,904.10	2,249,468.85	2,249,479.85	156,893.10	51,238.00	208,131.10
456 Separately Managed State Treasurer's Service	15,569.11	7,987.26	2,369.68	21,186.69	\$	21,186.69
463 Washington College Savings Program	(484,325.72)	30,300.68	44,376.27	(498,401.31)	638.50	(497,762.81)
470 Imaging	82,942.63	48,227.38	38,543.51	92,626.50	\$	92,626.50
473 School Employees Insurance Reserve	\$	\$	\$	\$	\$	\$
474 School Employees Flexible & Dependent Care Administration	\$	\$	\$	\$	\$	\$
475 School Employees Dental Benefits Administration	\$	\$	\$	\$	\$	\$
477 Lottery Investment	\$	\$	\$	\$	\$	\$
493 School Employees' Insurance	\$	\$	\$	\$	\$	\$
494 School Employees' Benefits Board Administration	\$	\$	\$	\$	\$	\$
543 Judicial Information Systems	7,424,811.66	1,849,570.59	1,732,469.38	7,541,912.87	18,449.42	7,560,362.29
544 Pollution Liability Insurance Program Trust	38,226,155.19	3,298,647.88	1,035,809.35	40,488,993.72	17,295.43	40,506,289.15
545 Heating Oil Pollution Liability Trust	1,057,766.31	55,087.26	51,702.64	1,061,150.93	\$	1,061,150.93
788 Advanced College Tuition Payment Program	\$292,060,962.85	4,936,628.01	229,988,545.08	67,009,045.78	7,597,480.46	74,606,526.24
TOTAL ENTERPRISE FUNDS	\$ 409,416,619.04	\$ 15,883,835.49	\$ 239,140,162.24	\$ 186,160,292.29	\$ 7,692,754.93	\$ 193,853,047.22
INTERNAL SERVICE FUNDS						
12V PEBB Medical Benefits Admin	\$	\$	\$	\$	\$	\$
411 Natural Resources Equipment	7,471,725.78	9,291.46	(2,376,269.29)	9,857,286.53	30,618.21	9,887,904.74
421 Education Technology Revolving	9,541,550.20	325,210.63	1,125,503.62	8,741,257.21	51,664.20	8,792,921.41
422 General Administration Services	30,114,534.17	13,051,822.94	16,730,210.44	26,436,146.67	281,419.99	26,717,566.66
436 OFM Labor Relations Service	1,539,348.08	1,010,223.00	262,498.31	2,287,072.77	7,502.80	2,294,575.57
438 Uniform Dental Plan Benefits Administration	3,629.93	522,471.00	\$	526,100.93	\$	526,100.93
439 Uniform Medical Plan Benefits Administration	3,995,027.37	4,579,406.00	4,619,031.63	3,955,401.74	\$	3,955,401.74
444 Fish & Wildlife Equipment	723,805.13	82,478.71	13,977.64	792,306.20	\$	792,306.20

RECEIPTS AND DISBURSEMENTS FOR TREASURER'S TRUST FUNDS

	October 1, 2018		October 2018		October 31, 2018		
	Beginning Book Balance		Plus Receipts	Less Disbursements	Ending Book Balance	Outstanding Warrants	Ending Cash Balance
INTERNAL SERVICE FUNDS (Continued)							
453	Minority and Women's Business Enterprises	\$ 661,596.74	\$ 340,938.00	\$ 199,323.37	\$ 803,211.37	\$ 680.02	\$ 803,891.39
458	Consolidated Technology Services Revolving	8,352,996.66	13,136,852.90	9,821,566.63	11,668,282.93	111,514.15	11,779,797.08
461	Shared Information Technology System Revolving
466	Statewide Info Tech System Development Revolving	(448,291.72)	1,973,048.47	766,823.68	757,933.07	757,933.07
471	State Patrol Nonappropriated Airplane Revolving	195,211.56	80,493.14	49,573.42	226,131.28	226,131.28
472	Statewide Info Tech System Maintenance & Operations Revolving	(275,915.07)	538,133.89	83,193.00	179,025.82	179,025.82
546	Risk Management	1,075,714.38	1,418,912.90	952,584.39	1,542,042.89	1,542,042.89
547	Liability	(19,132,140.96)	32,261,523.28	30,404,661.23	(17,275,278.91)	26,043,379.81	8,768,100.90
721	Public Employees' and Retirees' Insurance	176,683,189.29	178,949,568.98	188,316,686.05	167,316,072.22	2,081,521.14	169,397,593.36
730	Public Employees' and Retirees' Insurance Reserve	156,593,155.86	633,704.99	157,226,860.85	157,226,860.85
739	Certificates of Participation and Other Financing - State	\$7,602,114.11	14,479,962.59	19,839,210.38	2,242,866.32	2,242,866.32
TOTAL INTERNAL SERVICE FUNDS		\$ 384,697,251.51	\$ 263,394,042.88	\$ 270,808,574.50	\$ 377,282,719.89	\$ 28,608,300.32	\$ 405,891,020.21
PRIVATE PURPOSE FUNDS							
196	Unclaimed Personal Property	\$ 892,234.57	\$ 11,557,557.45	\$ 5,145,128.02	\$ 7,304,664.00	\$ 3,862,969.34	\$ 11,167,633.34
738	Department of Social and Health Services Trust	53,654.52	53,654.52	53,654.52
799	WA Achieving a Better Life Experience Program
TOTAL PRIVATE PURPOSE FUNDS		\$ 945,889.09	\$ 11,557,557.45	\$ 5,145,128.02	\$ 7,358,318.52	\$ 3,862,969.34	\$ 11,221,287.86
PENSION TRUST FUNDS							
838	LEOFF Retirement System Benefits Improvement	\$	\$	\$	\$	\$	\$
TOTAL PENSION TRUST FUNDS		\$0.00	\$	\$	\$0.00	\$	\$
AGENCY FUNDS							
165	Salary Reduction	\$ 4,111,574.41	\$ 2,894,202.68	\$ 2,160,027.65	\$ 4,845,749.44	\$	\$ 4,845,749.44
16C	Real Estate/Property Tax Admin Assistance	52,906.05	61,680.00	52,906.05	61,680.00	61,680.00
17A	County Enhanced 911 Excise Tax	6,238,008.34	172,247.41	6,065,760.93	6,065,760.93
525	Washington State Combined Fund Drive	1,054,300.34	418,184.50	(1,841.10)	1,474,325.94	7,363.89	1,481,689.83
660	Natural Resources Deposit	21,827,306.09	31,002,936.02	24,677,166.58	28,153,075.53	41,256.29	28,194,331.82
734	Centennial Document Preservation and Modernization	954,629.90	231,076.00	1,185,705.90	1,185,705.90
737	High Occupancy Vehicle
757	Maritime Historic Restoration and Preservation	(23,309.41)	26,812.73	3,503.32	3,503.32
797	Local Tourism Promotion	1,390,379.53	100,665.58	1,289,713.95	1,289,713.95
802	School Employees Salary Reduction
TOTAL AGENCY FUNDS		\$ 35,605,795.25	\$ 34,634,891.93	\$ 27,161,172.17	\$ 43,079,515.01	\$ 48,620.18	\$ 43,128,135.19
TOTAL TREASURER'S TRUST FUNDS		\$ \$1,232,176,525.51	\$ 485,121,917.42	\$ 687,994,021.28	\$ 1,029,304,421.65	\$ 42,718,746.90	\$ 1,072,023,168.55

INVESTMENT STATEMENT

INVESTMENT STATEMENT

Fund / Account	October 1, 2018	Purchased	Maturities & Sales	Amortization	October 31, 2018
Treasury & Treasurer's Trust					
Investments (trade date basis)	\$ 7,475,223,939.40	\$ 2,298,023,941.62	\$ 2,582,648,586.71	\$ 1,210,530.90	\$ 7,191,809,825.21
Reverse Repurchase Agreements
Purchased Accrued Interest	423,412.72	97,120.94	110,793.84	409,739.82
Total Treasury & Treasurer's Trust	\$ 7,475,647,352.12	\$ 2,298,121,062.56	\$ 2,582,759,380.55	\$ 1,210,530.90	\$ 7,192,219,565.03
Local Government Investment Pool					
Investments (trade date basis)	\$ 14,821,761,790.47	\$ 58,338,345,844.19	\$ 55,727,165,000.00	\$ 12,977,636.60	\$ 17,445,920,271.26
Reverse Repurchase Agreements
Purchased Accrued Interest	111,097.00	111,097.00
Total Local Government Investment Pool	\$ 14,821,872,887.47	\$ 58,338,345,844.19	\$ 55,727,276,097.00	\$ 12,977,636.60	\$ 17,445,920,271.26
Separately Managed Accounts					
Investments (trade date basis)	\$ 200,812,613.37	\$ 10,214,195.61	\$ 9,973,230.64	\$ 132,204.79	\$ 201,185,783.13
Purchased Accrued Interest	174,691.50	14,433.70	124,453.73	64,671.47
Total Separately Managed Accounts	\$ 200,987,304.87	\$ 10,228,629.31	\$ 10,097,684.37	\$ 132,204.79	\$ 201,250,454.60
Total All Accounts	\$ 22,498,507,544.46	\$ 60,646,695,536.06	\$ 58,320,133,161.92	\$ 14,320,372.29	\$ 24,839,390,290.89

INVESTMENT INTEREST INCOME AND CAPITAL GAINS

INVESTMENT INTEREST INCOME AND CAPITAL GAINS CURRENT MONTH AND FISCAL YEAR TO DATE COMPARISON

Fund / Account	October 2018	October 2017	Fiscal Year 2019	Fiscal Year 2018
Treasury & Treasurer's Trust				
Cash	\$ 12,276,095.32	\$ 6,001,676.10	\$ 45,272,080.58	\$ 22,456,132.74
Custody Bank Fees	(3,398.77)	(3,529.41)	(14,198.61)	(16,452.16)
Other Bank Fees	(15,790.63)	(18,647.84)	(42,023.77)	(47,332.62)
Amortization	1,210,530.90	909,796.44	4,128,117.07	1,286,364.16
Accrued Interest	(835,882.71)	(183,519.82)	(1,092,040.22)	(251,347.31)
Gains and Losses	(522.82)	(328,245.44)	76,309.76	(658,873.22)
Total Treasury & Treasurer's Trust	\$ 12,631,031.29	\$ 6,377,530.03	\$ 48,328,244.81	\$ 22,768,491.59
Local Government Investment Pool				
Cash	\$ 15,610,258.49	\$ 5,884,920.14	\$ 52,923,410.22	\$ 23,268,714.37
Amortization	12,977,636.60	6,098,725.99	51,559,364.65	23,812,132.18
Accrued Interest	174,168.66	403,017.45	1,840,079.75	1,462,228.63
Gains and Losses	131,512.25	238,312.50	347,755.98
Total Local Government Investment Pool	\$ 28,762,063.75	\$ 12,518,175.83	\$ 106,561,167.12	\$ 48,890,831.16
Separately Managed Accounts				
Cash	\$ 134,619.92	\$	\$ 778,586.97	\$
Amortization	132,204.79	455,906.59
Accrued Interest	165,191.73	355,417.58
Gains and Losses	(3,674.98)	(2,981.65)
Total Separately Managed Accounts	\$ 428,341.46	\$	\$ 1,586,929.49	\$
Total All Accounts	\$ 41,821,436.50	\$ 18,895,705.86	\$ 156,476,341.42	\$ 71,659,322.75

DUANE A. DAVIDSON
STATE TREASURER
PO BOX 40200
OLYMPIA WA 98504-0200

