



# **Washington State Treasurer's Monthly Report**

**October 2019**



**DUANE A. DAVIDSON**  
State Treasurer

In accordance with the Americans with Disabilities Act, this publication will be made available in alternate formats upon request to the Office of the State Treasurer, Legislative Building, 2nd Floor, Olympia, Washington 98504-0200, telephone (360) 902-9000, fax (360) 902-9037 or TTY Users Call: 7-1-1. Web Site: <http://tre.wa.gov>.

Cover photo taken by Treasurer's Office staff.

TABLE OF CONTENTS

	<i>Page</i>
State Treasurer’s Letter .....	1
General Fund .....	2
Treasury, Treasurer’s Trust and Local Government Investment Pool Flow Chart .....	3
Treasury & Treasurer’s Trust, Treasury and Treasurer’s Trust Charts .....	4
General Fund and Local Government Investment Pool Charts .....	5
Receipts and Disbursements for the State Treasury .....	6
Receipts and Disbursements for Trust Funds .....	17
Investment Statement .....	26
Investment Interest Income and Capital Gains.....	27





**DUANE A. DAVIDSON,**  
State Treasurer

**State of Washington  
Office of the Treasurer**

Legislative Building  
P.O. Box 40200  
Olympia, Washington 98504-0200

(360) 902-9000 • TTY 7-1-1  
Home Page <http://tre.wa.gov>



Fellow Washingtonians,

I am pleased to report on the operations of the Office of the State Treasurer for the month of October 2019. At the close of the month, the Treasury & Treasurer's Trust book balance was \$7.1 billion with investment earnings distributed for the month of \$11.6 million.

Sincerely,

A handwritten signature in black ink that reads "Duane A. Davidson". The signature is fluid and cursive.

Duane A. Davidson  
Washington State Treasurer

# GENERAL FUND

## GENERAL FUND CURRENT MONTH AND FISCAL YEAR TO DATE COMPARISON

*(In Millions)*

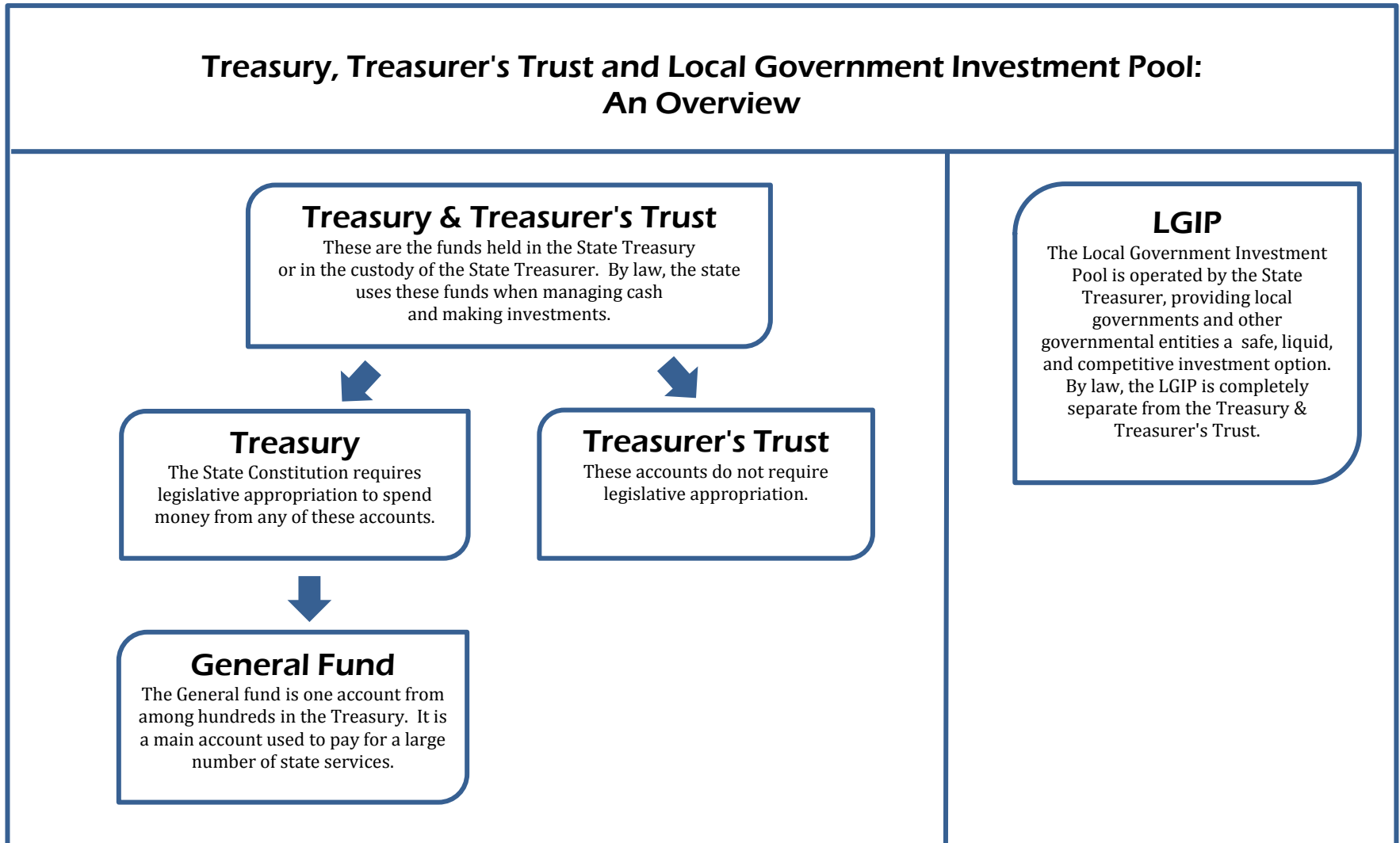
	Month of October		Fiscal Year to Date	
	2019	2018	2020	2019
<b>Beginning Book Balance</b>	\$ (1,781.756)	\$ 229.381	\$ 1,010.867	\$ 1,737.396
Cash Revenue	3,006.527	2,518.928	10,501.723	10,071.689
Other Cash Receipts	132.363	396.876	1,638.287	1,715.111
<b>Total Cash Receipts</b>	3,138.890	2,915.804	12,140.010	11,786.800
<b>Total Cash Disbursements</b>	2,864.946	3,031.621	14,658.689	13,410.632
<b>Ending Book Balance</b>	\$ (1,507.812)	\$ 113.564	\$ (1,507.812)	\$ 113.564
<b>Cash Revenue</b>				
Bond Retirement & Interest	\$ 0.000	\$ 0.000	\$ (0.262)	\$ (0.181)
Secretary of State	3.173	3.126	12.496	11.965
<b>Department of Revenue:</b>				
Retail Sales Tax	1,002.162	920.237	4,005.499	3,788.065
Business & Occupation Tax	379.963	353.330	1,477.015	1,449.496
Compensating Tax	62.715	60.020	243.661	234.266
Cigarette Tax	34.312	32.569	101.059	125.324
Public Utility Tax	28.471	31.590	124.566	131.839
Various Other Revenue	161.759	149.120	233.378	297.564
Insurance Commission	2.339	2.489	156.788	155.969
Liquor and Cannabis Board	2.590	2.992	31.863	37.476
<b>Department of Licensing:</b>				
Excise Tax – Other	0.020	0.018	0.082	0.076
Various Other Revenue	0.230	0.585	5.875	5.335
Department of Social & Health Services	(14.795)	5.543	18.984	26.766
Universities & Colleges	0.472	0.000	0.386	0.137
Treasurer's Transfers	(16.883)	(16.613)	(76.483)	(48.417)
<b>Counties:</b>				
Property Tax	65.454	46.090	112.670	95.210
Real Estate Excise Tax	109.720	107.803	447.599	435.144
Various Other Revenue	4.164	4.368	16.709	19.076
Federal Grants-In-Aid (All Agencies)	1,102.765	796.216	3,399.158	3,059.716
Revenues Distributed to Local Governments	(0.315)	(0.285)	(37.310)	(36.232)
Other Agencies' Cash Revenue	78.211	19.730	227.990	283.095
<b>Total Cash Revenue</b>	\$ 3,006.527	\$ 2,518.928	\$ 10,501.723	\$ 10,071.689

Source: Agency Financial Reporting System (AFRS).

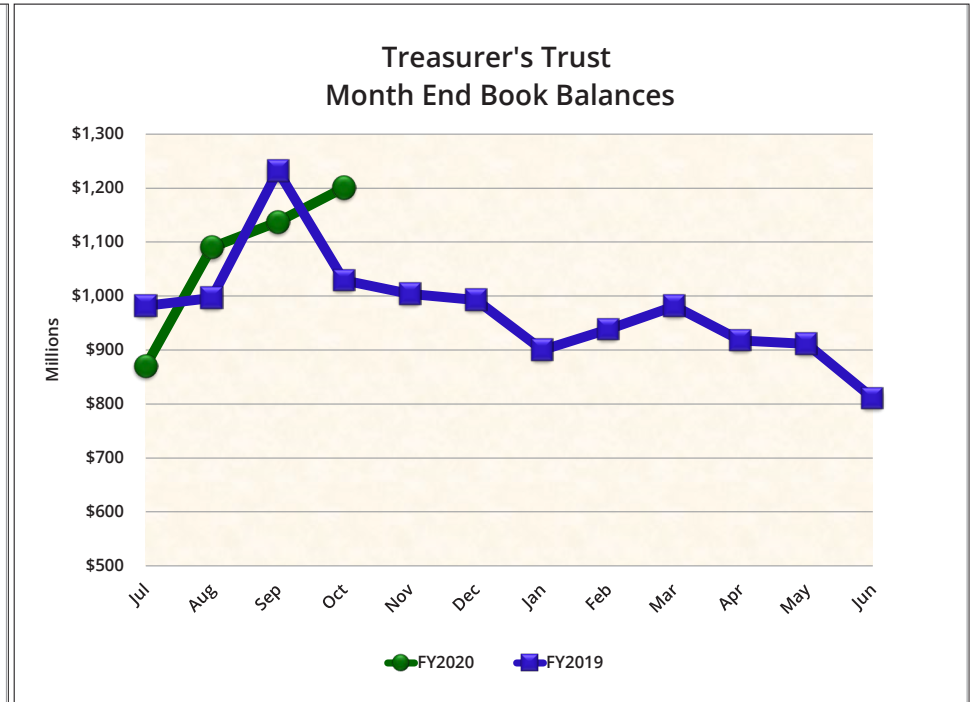
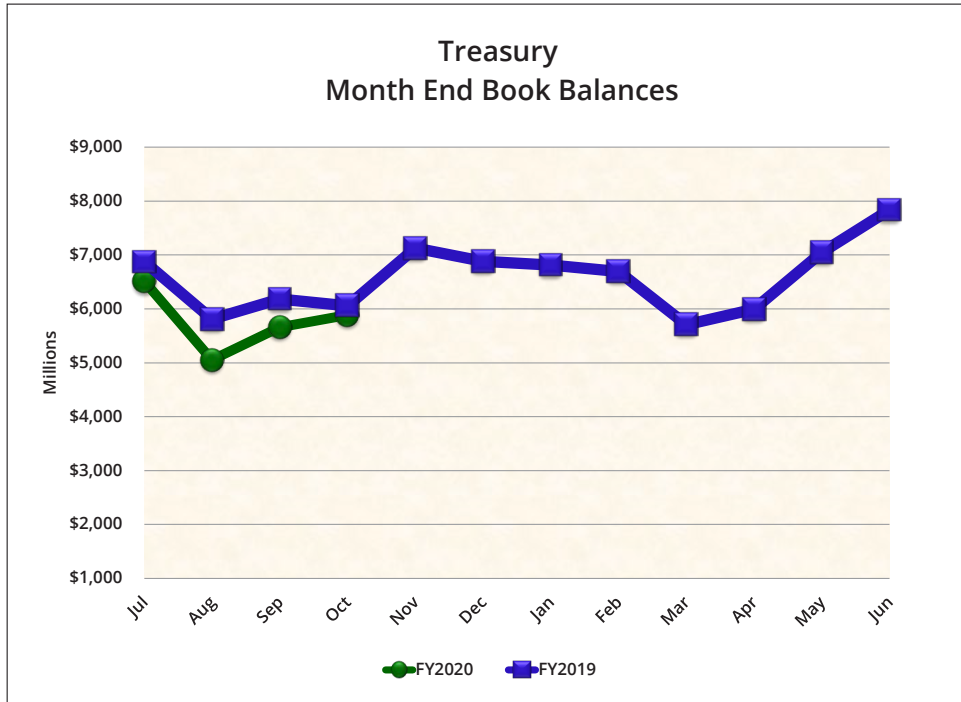
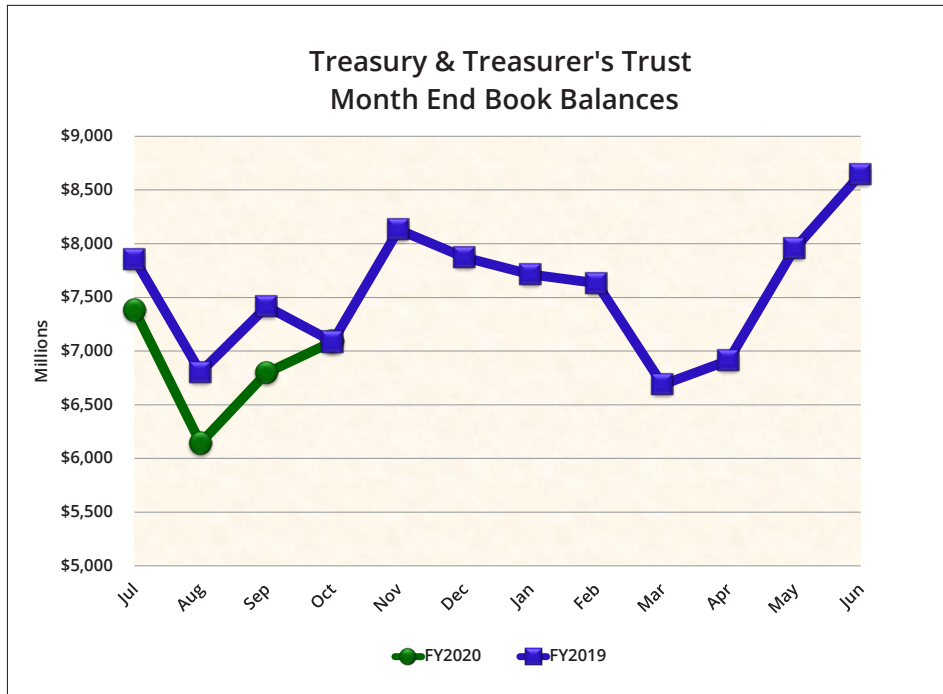
# TREASURY, TREASURER'S TRUST AND LGIP FLOW CHART

The State Treasurer is charged with the cash management of public funds, which includes two categories of state funds and accounts: (1) funds and accounts located in the state treasury, which are subject to legislative appropriation; and (2) Treasurer's trust funds, which are accounts placed in the custody of the State Treasurer, and not typically subject to legislative appropriation. Funds within these accounts are comingled for investment and cash management purposes.

This flow chart describes the structure of the Treasury and Treasurer's Trust Accounts. Month end balances of these accounts are shown on pages 4 and 5.



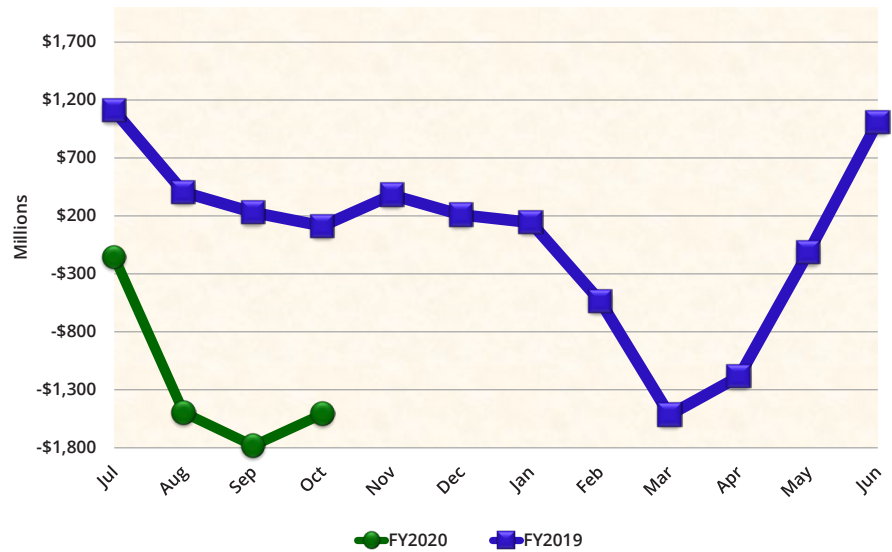
# TREASURY & TREASURER'S TRUST AND TREASURY AND TREASURER'S TRUST CHART



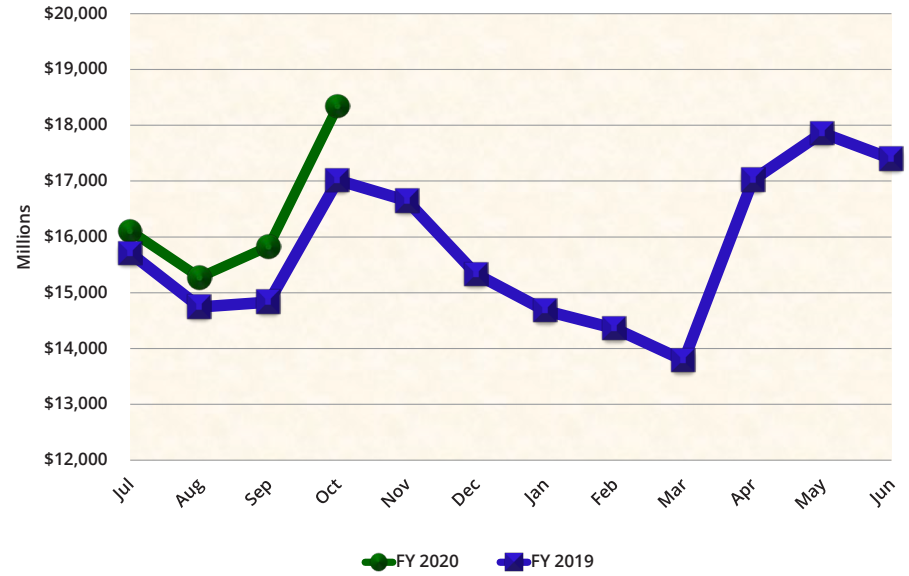


# GENERAL FUND AND LOCAL GOVERNMENT INVESTMENT POOL CHARTS

## General Fund Month End Book Balances

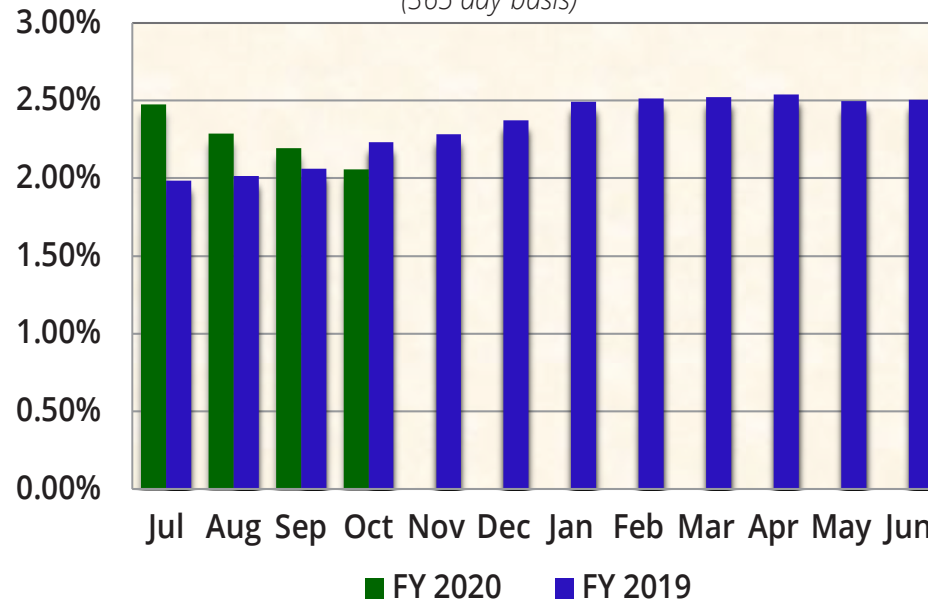


## Local Government Investment Pool Month End Book Balances



## LGIP Net Yield

(365 day basis)



# RECEIPTS AND DISBURSEMENTS FOR TREASURY FUNDS

	October 1, 2019	October 2019		October 31, 2019		
	Beginning Book Balance	Plus Receipts	Less Disbursements	Ending Book Balance	Outstanding Warrants	Ending Cash Balance
<b>GENERAL FUND</b>						
001 General	\$ (1,781,755,917.33)	\$ 3,138,890,074.88	\$ 2,864,945,621.59	\$ (1,507,811,464.04)	\$ 35,434,139.37	\$ (1,472,377,324.67)
018 Millersylvania Park Current	5,210.50	.....	.....	5,210.50	.....	5,210.50
01E Geothermal	30,286.50	.....	.....	30,286.50	.....	30,286.50
01N Institutional Impact	19,144.72	.....	.....	19,144.72	.....	19,144.72
02P Flood Control Assistance	3,296,338.01	1,325.06	222,161.18	3,075,501.89	2,126.97	3,077,628.86
031 State Investment Board Expense	2,615,612.03	2,663,443.92	2,343,265.90	2,935,790.05	1,010.42	2,936,800.47
032 State Emergency Water Projects Revolving	221,616.92	.....	.....	221,616.92	.....	221,616.92
03A Excess Earnings	.....	.....	.....	.....	.....	.....
03L County Criminal Justice Assistance	1,338,652.83	12,896,390.55	12,388,109.52	1,846,933.86	801.11	1,847,734.97
03M Municipal Criminal Justice Assistance	281,429.93	5,113,715.96	4,932,751.98	462,393.91	356.07	462,749.98
04L Public Health Services	6.49	0.01	.....	6.50	.....	6.50
051 State and Local Improvements Revolving	26,744.33	.....	.....	26,744.33	.....	26,744.33
055 State & Local Improve Revolving (Waste Disp Facilities, 1980)	2,639.01	.....	.....	2,639.01	.....	2,639.01
05C Criminal Justice Treatment	2,394,402.39	2,694,716.18	651,636.76	4,437,481.81	.....	4,437,481.81
05M Tourism Development and Promotion	.....	.....	.....	.....	.....	.....
070 Outdoor Recreation	(311,384.75)	1,266,569.46	1,085,966.92	(130,782.21)	.....	(130,782.21)
072 State & Local Improve Revolving (Water Supply Facilities)	905,591.51	.....	.....	905,591.51	.....	905,591.51
09C Farm and Forest	582,944.31	.....	801.72	582,142.59	.....	582,142.59
09G Riparian Protection	(240.00)	240.00	.....	.....	.....	.....
09R Economic Development Strategic Reserve	1,785,604.29	1,378,408.05	610,166.36	2,553,845.98	36,381.13	2,590,227.11
10K Veterans Innovation Program	65,922.95	.....	11,415.68	54,507.27	2,570.00	57,077.27
10P Columbia River Basin Water Supply Development	4,614,650.70	4,949.56	64,420.85	4,555,179.41	59.74	4,555,239.15
10R Energy Freedom	742,744.30	1,099.97	.....	743,844.27	.....	743,844.27
10T Hood Canal Aquatic Rehabilitation Bond	.....	.....	.....	.....	.....	.....
11F Reinvesting in Youth	5.98	.....	.....	5.98	.....	5.98
11N Heritage Barn Preservation	.....	.....	.....	.....	.....	.....
11W Water Quality Capital	34,227.10	.....	.....	34,227.10	.....	34,227.10
125 Site Closure	32,770,122.00	58,121.88	10,484.64	32,817,759.24	.....	32,817,759.24
12J Boating Activities	.....	.....	.....	.....	.....	.....
12K Puget Sound Scientific Research	.....	.....	.....	.....	.....	.....
12R Independent Youth Housing	.....	.....	.....	.....	.....	.....
12W Veterans Conservation Corps	.....	.....	.....	.....	.....	.....
14B Budget Stabilization	1,652,239,347.00	2,447,094.69	10,187,605.93	1,644,498,835.76	10,161,937.54	1,654,660,773.30
14C Puget Sound Recovery	.....	.....	.....	.....	.....	.....
14H Community Preservation & Development Auth	8,750.00	.....	.....	8,750.00	.....	8,750.00
14L Streamlined Sales & Use Tax Mitigation	3,468,323.04	.....	.....	3,468,323.04	.....	3,468,323.04
15C WA Community Tech Opportunity	.....	.....	.....	.....	.....	.....
15J Building Communities	.....	.....	.....	.....	.....	.....
15K Columbia River Water Delivery	16,173.66	.....	.....	16,173.66	.....	16,173.66

# RECEIPTS AND DISBURSEMENTS FOR TREASURY FUNDS

	October 1, 2019	October 2019		October 31, 2019		
	Beginning Book Balance	Plus Receipts	Less Disbursements	Ending Book Balance	Outstanding Warrants	Ending Cash Balance
<b>GENERAL FUND (Continued)</b>						
15R Evergreen Job Training	\$ .....	\$ .....	\$ .....	\$ .....	\$ .....	\$ .....
16V Water Rights Processing	77,187.33	100.00	.....	77,287.33	.....	77,287.33
177 Judicial Retirement Administrative	.....	.....	.....	.....	.....	.....
17C Opportunity Express Account	62,171.42	.....	.....	62,171.42	.....	62,171.42
17E State Efficiency and Restructuring	.....	.....	.....	.....	.....	.....
17F Washington Opportunity Pathways	34,876,640.81	13,692,932.53	8,565,010.52	40,004,562.82	2,055.63	40,006,618.45
17K Basic Health Plan Stabilization	.....	.....	.....	.....	.....	.....
18H Opportunity Expansion	326.64	.....	.....	326.64	.....	326.64
19K Yakima Integrated Plan Implementation	.....	.....	.....	.....	.....	.....
19L Charter Schools Oversight	708,257.24	66,822.80	36,732.44	738,347.60	.....	738,347.60
19N Diesel Idle Reduction	.....	.....	.....	.....	.....	.....
20C Yakima Integrated Plan Implementation Taxable Bond	.....	.....	.....	.....	.....	.....
20F Invest in Washington	.....	.....	.....	.....	.....	.....
20S Behavioral Health Innovation	45,624.36	(45,624.36)	.....	.....	.....	.....
21B Chehalis Basin	.....	.....	.....	.....	.....	.....
21D Dairy Nutrient Infrastructure	.....	.....	.....	.....	.....	.....
21P Sexual Assault Prevention and Response	.....	.....	.....	.....	.....	.....
21R DCYF Contracted Services Performance Improvement	.....	.....	.....	.....	.....	.....
22C Early Learning Facilities Revolving	.....	100,911.31	100,907.71	3.60	.....	3.60
22D Early Learning Facilities Development	(2,262.89)	18,780.91	16,845.06	(327.04)	.....	(327.04)
22T Statewide Tourism Marketing	3,288,996.87	255,550.31	431,065.69	3,113,481.49	.....	3,113,481.49
23H Defense Community Compatibility	.....	.....	.....	.....	.....	.....
23J Statewide Broadband	10,774,086.80	15,967.16	81,922.72	10,708,131.24	.....	10,708,131.24
244 Habitat Conservation	(495,499.05)	1,774,855.81	1,833,281.25	(553,924.49)	.....	(553,924.49)
24H Career Connected Learning	.....	.....	.....	.....	.....	.....
253 Education Construction	718,028.50	1,065.67	.....	719,094.17	.....	719,094.17
285 Growth Management Planning and Environmental Review	497,958.65	273,242.86	6,748.64	764,452.87	.....	764,452.87
291 Education Savings	.....	.....	.....	.....	.....	.....
355 State Taxable Building Construction	102,978,072.79	(102,065.65)	6,815,179.14	96,060,828.00	.....	96,060,828.00
359 School Constr & Skill Ctrs Bldg	2,307,417.03	.....	144,306.13	2,163,110.90	.....	2,163,110.90
488 Special Personnel Litigation Revolving	.....	.....	.....	.....	.....	.....
489 Pension Funding Stabilization	475,907,661.37	65,409.00	34,207,801.57	441,765,268.80	.....	441,765,268.80
548 LEOFF System Plan 2 Expense	61,612.88	150,823.14	125,450.39	86,985.63	1,315.68	88,301.31
563 Columbia River Crossing Project	.....	.....	.....	.....	.....	.....
702 Dedicated McCleary Penalty	.....	.....	.....	.....	.....	.....
828 Tobacco Prevention and Control	1,291,096.12	1,925.10	12,166.89	1,280,854.33	.....	1,280,854.33
830 Agricultural College Trust Management	\$151,695.41	0.06	86,080.68	65,614.79	209.41	65,824.20
<b>TOTAL GENERAL FUND</b>	<b>\$ 558,648,020.70</b>	<b>\$ 3,183,686,846.82</b>	<b>\$ 2,949,917,907.86</b>	<b>\$ 792,416,959.66</b>	<b>\$ 45,642,963.07</b>	<b>\$ 838,059,922.73</b>

# RECEIPTS AND DISBURSEMENTS FOR TREASURY FUNDS

	October 1, 2019		October 2019		October 31, 2019		
	Beginning Book Balance		Plus Receipts	Less Disbursements	Ending Book Balance	Outstanding Warrants	Ending Cash Balance
<b>SPECIAL REVENUE FUNDS</b>							
002 Hospital Data Collection	\$ 61,414.98	\$ .....	\$ 96.63	\$ 96.63	\$ 61,318.35	\$ .....	\$ 61,318.35
003 Architects' License	1,192,295.05		55,561.69	95,869.80	1,151,986.94	1,176.42	1,153,163.36
007 Winter Recreational Program	1,545,053.02		6,100.00	21,384.47	1,529,768.55	143.72	1,529,912.27
014 Forest Development	11,856,739.90		2,433.80	(120,643.30)	11,979,817.00	3,101.06	11,982,918.06
01B ORV & Non-Highway Vehicle Account	2,013,151.62		371,053.02	198,287.15	2,185,917.49	1,324.40	2,187,241.89
01M Snowmobile	2,978,905.94		318,715.87	26,866.79	3,270,755.02	267.38	3,271,022.40
024 Professional Engineers'	2,215,199.98		162,256.25	94,942.70	2,282,513.53	4,370.00	2,286,883.53
025 Pilotage	(527,034.37)		125,540.89	95,260.48	(496,753.96)	456.74	(496,297.22)
026 Real Estate Commission	4,883,486.31		419,784.23	752,218.80	4,551,051.74	3,034.67	4,554,086.41
027 Reclamation	4,004,194.90		119,871.81	356,346.70	3,767,720.01	19,072.34	3,786,792.35
02A Surveys and Maps	1,119,472.35		63,610.55	55,428.75	1,127,654.15	54.29	1,127,708.44
02G Health Professions	17,942,823.13		6,087,732.42	4,414,710.90	19,615,844.65	30,504.71	19,646,349.36
02H Business Enterprises Revolving	1,028,620.63		88,212.91	87,208.97	1,029,624.57	3,642.97	1,033,267.54
02J Certified Public Accountants'	2,698,483.17		52,957.45	166,955.12	2,584,485.50	2,519.00	2,587,004.50
02K Death Investigations	1,039,659.86		638,682.68	576,773.02	1,101,569.52	906.67	1,102,476.19
02M Essential Rail Assistance	675,553.01		8,021.78	13,972.55	669,602.24	1,730.36	671,332.60
02N Parkland Acquisition	13,679.86	.....			13,679.86	.....	13,679.86
02R Aquatic Lands Enhancement	12,953,422.84		2,575.09	(85,828.11)	13,041,826.04	31,563.95	13,073,389.99
02W Timber Tax Distribution	(92,046.84)		925,486.49	(17,786.56)	851,226.21	3,206.88	854,433.09
030 Landowner Contingency Forest Fire Suppression	(783,088.82)		75.49	(6,784.63)	(776,228.70)	.....	(776,228.70)
039 Aeronautics	1,407,314.74		318,029.52	452,867.90	1,272,476.36	594.77	1,273,071.13
03B Asbestos	930,275.80		31,337.50	26,822.85	934,790.45	.....	934,790.45
03C Emergency Medical Services and Trauma Care System Trust	11,645,333.29		1,165,237.15	189,864.77	12,620,705.67	2,658.10	12,623,363.77
03F Enhanced 911	(6,709,656.95)		2,245,391.92	2,822,019.36	(7,286,284.39)	6,149.19	(7,280,135.20)
03N Business License	5,571,521.61		3,352,778.49	3,096,971.27	5,827,328.83	63,082.22	5,890,411.05
03P Fire Service Trust	494,677.62	.....		420.00	494,257.62	490.00	494,747.62
03R Safe Drinking Water	2,859,211.18		24,898.79	153,496.78	2,730,613.19	262.77	2,730,875.96
041 Resource Management Cost	29,385,991.54		48,308.71	(1,369,349.74)	30,803,649.99	29,237.88	30,832,887.87
042 Charitable, Educational, Penal, and Reformatory Institutions	5,336,322.40		8,853.28	27,214.39	5,317,961.29	.....	5,317,961.29
044 Waste Reduction, Recycling, and Litter Control	4,291,037.10		583,435.29	880,282.39	3,994,190.00	16,672.39	4,010,862.39
045 State Vehicle Parking	1,280,225.47		1,276,386.09	2,269,975.38	286,636.18	1,087,453.08	1,374,089.26
048 Marine Fuel Tax Refund	294,597.58	.....			294,597.58	.....	294,597.58
04E Uniform Commercial Code	2,179,985.53		(58,236.00)	40,806.28	2,080,943.25	2.84	2,080,946.09
04H Surface Mining Reclamation	1,430,076.49		114.75	(34,219.19)	1,464,410.43	.....	1,464,410.43
04M Recreational Fisheries Enhancement	1,199,486.63		35,392.35	131,810.28	1,103,068.70	2,144.26	1,105,212.96
04R Drinking Water Assistance	19,067,709.22		33,302,434.62	3,356,937.60	49,013,206.24	2,637.78	49,015,844.02
04V Vehicle License Fraud	178,233.78		3,522.84	.....	181,756.62	.....	181,756.62
04W Waterworks Operator Certification	897,248.29		16,223.00	27,382.39	886,088.90	87.00	886,175.90
058 Public Works Assistance	39,165,787.83		2,200,306.97	663,322.50	40,702,772.30	485.09	40,703,257.39

# RECEIPTS AND DISBURSEMENTS FOR TREASURY FUNDS

	October 1, 2019		October 2019		October 31, 2019		
	Beginning Book Balance		Plus Receipts	Less Disbursements	Ending Book Balance	Outstanding Warrants	Ending Cash Balance
<b>SPECIAL REVENUE FUNDS (Continued)</b>							
05H Disaster Response	\$ 13,894,120.59	\$	183,852.70	\$ 11,611,281.02	\$ 2,466,692.27	\$ 82,379.65	\$ 2,549,071.92
05R Drinking Water Assistance Administrative	4,338,499.06		6,445.93	24,126.57	4,320,818.42	.....	4,320,818.42
05W State Drought Preparedness	2,524,913.22	.....	.....	.....	2,524,913.22	.....	2,524,913.22
06A Salmon Recovery	27,893.34	.....	.....	.....	27,893.34	.....	27,893.34
06G Real Estate Appraiser Commission	613,108.24		139,598.05	95,432.42	657,273.87	9,602.03	666,875.90
06K Lead Paint	138,353.98		5,625.00	21,137.14	122,841.84	.....	122,841.84
06L Business and Professions	7,375,968.08		927,392.58	1,602,472.09	6,700,888.57	14,520.82	6,715,409.39
06R Real Estate Research	796,908.66		24,130.00	51,260.00	769,778.66	40.00	769,818.66
06T License Plate Technology	980,324.20		158,044.02	17,311.37	1,121,056.85	17.79	1,121,074.64
071 Warm Water Game Fish	1,011,834.33		38,671.56	84,179.94	966,325.95	799.80	967,125.75
07C Vessel Response	37,115.95		325.00	.....	37,440.95	.....	37,440.95
07W Domestic Violence Prevention	1,769,137.80		98,387.58	48,776.29	1,818,749.09	.....	1,818,749.09
080 Grade Crossing Protective	197,155.75		291.98	.....	197,447.73	.....	197,447.73
081 State Patrol Highway	9,373,678.33		21,861,521.96	23,720,459.61	7,514,740.68	253,097.82	7,767,838.50
082 Motorcycle Safety Education	2,351,515.55		209,373.03	214,652.34	2,346,236.24	291.86	2,346,528.10
084 Building Code Council	517,294.77		118,788.70	62,066.62	574,016.85	1,954.12	575,970.97
086 Fire Service Training	4,160,103.61		12,450.00	262,515.73	3,910,037.88	44,875.94	3,954,913.82
087 Park Land Trust Revolving	2,975,605.71		157,947.15	122,935.81	3,010,617.05	22.48	3,010,639.53
08A Education Legacy Trust	1,225,346,493.51		34,198,869.55	18,144,332.10	1,241,401,030.96	966,525.31	1,242,367,556.27
08H Military Department Rental and Lease	2,479,515.82		96,589.68	7,985.45	2,568,120.05	100.00	2,568,220.05
08K Problem Gambling	796,643.02		129,851.68	84,940.33	841,554.37	.....	841,554.37
08M Small City Pavement and Sidewalk	900,125.74		113,344.35	563,679.90	449,790.19	.....	449,790.19
08R Waste Tire Removal	1,350,752.39		388,477.79	21,553.13	1,717,677.05	.....	1,717,677.05
094 Transportation Infrastructure	11,317,807.11		55,308.91	2,110,686.89	9,262,429.13	.....	9,262,429.13
095 Electrical License	15,275,808.52		2,459,466.92	2,627,176.68	15,108,098.76	35,201.98	15,143,300.74
096 Highway Infrastructure	1,699,823.75		2,517.37	.....	1,702,341.12	.....	1,702,341.12
097 Recreational Vehicle	2,851,374.13		60,365.76	587,280.63	2,324,459.26	3.00	2,324,462.26
099 Puget Sound Capital Construction	(5,700,033.45)		8,315,107.71	11,437,907.55	(8,822,833.29)	175,600.10	(8,647,233.19)
09E Freight Mobility Investment	13,278,261.34		18,882.92	136,841.97	13,160,302.29	.....	13,160,302.29
09F High-Occupancy Toll Lanes Operations	8,997,737.87		13,522.49	(376,688.12)	9,387,948.48	.....	9,387,948.48
09H Transportation Partnership	107,095,249.29		15,045,899.15	25,996,803.49	96,144,344.95	90,814.66	96,235,159.61
09P City-County Assistance	22,055.74		1,760,246.46	5,194.53	1,777,107.67	.....	1,777,107.67
09T Washington Main Street Trust Fund	62,953.16	.....	.....	6,855.00	56,098.16	.....	56,098.16
102 Rural Arterial Trust	21,050,649.41		1,878,408.02	3,258,346.52	19,670,710.91	.....	19,670,710.91
104 State Wildlife	10,749,028.83		5,656,654.21	5,240,780.64	11,164,902.40	92,185.18	11,257,087.58
106 Highway Safety	37,981,162.60		12,439,878.46	13,798,224.51	36,622,816.55	326,354.26	36,949,170.81
107 Liquor Excise Tax	11,420,515.58		822,737.84	8,755,038.11	3,488,215.31	.....	3,488,215.31
108 Motor Vehicle	357,612,201.23		184,360,838.73	148,096,940.50	393,876,099.46	2,416,818.09	396,292,917.55
109 Puget Sound Ferry Operations	19,930,520.39		19,720,486.67	24,697,549.75	14,953,457.31	124,672.18	15,078,129.49

# RECEIPTS AND DISBURSEMENTS FOR TREASURY FUNDS

	October 1, 2019		October 2019		October 31, 2019		
	Beginning Book Balance		Plus Receipts	Less Disbursements	Ending Book Balance	Outstanding Warrants	Ending Cash Balance
<b>SPECIAL REVENUE FUNDS (Continued)</b>							
10A Aquatic Algae Control	\$ 494,680.12	\$	2,622.00	\$ 13,899.37	\$ 483,402.75	\$ .....	\$ 483,402.75
10B Home Security Fund	6,669,529.38		2,307,864.89	2,559,427.89	6,417,966.38	492,196.13	6,910,162.51
10G Water Rights Tracking System	725,445.83		4,911.96	.....	730,357.79	.....	730,357.79
110 Special Wildlife	7,180,130.80		225,436.47	206,821.81	7,198,745.46	5,137.00	7,203,882.46
111 Public Service Revolving	11,123,273.85		64,960.73	1,712,951.18	9,475,283.40	38,553.88	9,513,837.28
113 Common School Construction	63,363,970.20		2,631,790.81	(13,662,777.14)	79,658,538.15	643.17	79,659,181.32
116 Basic Data	60,962.00		.....	20,103.00	40,859.00	.....	40,859.00
119 Unemployment Compensation Administration	(392,881.59)		14,806,166.51	14,135,869.68	277,415.24	1,984,803.34	2,262,218.58
11B Regional Mobility Grant Program	53,547,381.25		65,427.22	1,065,039.75	52,547,768.72	55,467.00	52,603,235.72
11E Freight Mobility Multimodal	13,061,871.86		19,227.37	.....	13,081,099.23	.....	13,081,099.23
11H Forest and Fish Support	5,653,155.82		371,836.00	165,174.50	5,859,817.32	75.40	5,859,892.72
11K Washington Auto Theft Prevention Authority	22,565.12		527,400.04	381,349.53	168,615.63	689.30	169,304.93
120 Administrative Contingency	16,607,417.22		419,346.67	946,875.86	16,079,888.03	2,512.22	16,082,400.25
12C Affordable Housing For All	3,038,765.11		399,012.02	1,000,921.17	2,436,855.96	484,158.70	2,921,014.66
12M Charitable Organization Education	1,503,842.44		33,580.00	40.00	1,537,382.44	.....	1,537,382.44
12T Traumatic Brain Injury	581,897.98		187,193.19	107,947.48	661,143.69	.....	661,143.69
134 Employment Services Administrative	19,219,573.14		289,555.71	2,028,688.59	17,480,440.26	6,484.43	17,486,924.69
138 Insurance Commissioner's Regulatory	33,144,354.27		24,249.57	2,703,415.46	30,465,188.38	82,675.67	30,547,864.05
144 Transportation Improvement	12,929,034.54		9,099,189.59	10,511,731.50	11,516,492.63	261,026.16	11,777,518.79
146 Firearms Range	1,526,133.92		16,927.70	1,375.81	1,541,685.81	.....	1,541,685.81
14A Wildlife Rehabilitation	658,505.01		16,659.53	12,808.58	662,355.96	.....	662,355.96
14G Ballast Water and Biofouling Management	48,656.87		.....	.....	48,656.87	.....	48,656.87
14M Financial Fraud & ID Theft	772,247.30		225,600.00	130,460.42	867,386.88	.....	867,386.88
14R Military Active State Service	345,355.70		.....	.....	345,355.70	.....	345,355.70
14V Ignition Interlock Device	4,778,425.95		514,448.00	504,111.41	4,788,762.54	3.65	4,788,766.19
150 Low-Income Weatherization/ Structural Rehabilitation Assistance	1,716,551.96		27,543.68	.....	1,744,095.64	.....	1,744,095.64
153 Rural Mobility Grant Program	5,276,135.44		2,122.91	1,159,995.00	4,118,263.35	177,531.00	4,295,794.35
154 New Motor Vehicle Arbitration	1,252,942.84		73,497.00	49,439.71	1,277,000.13	3.00	1,277,003.13
158 Aquatic Land Dredged Material Disposal Site	517,183.20		42.27	.....	517,225.47	.....	517,225.47
159 Parks Improvement	1,609,648.04		57,425.46	67,533.71	1,599,539.79	1,750.00	1,601,289.79
15H Cleanup Settlement	45,347,358.82		67,332.62	483,190.33	44,931,501.11	37,521.19	44,969,022.30
15M Biotoxin	492,555.87		48,029.00	66,187.06	474,397.81	9,362.59	483,760.40
160 Wood Stove Education and Enforcement	477,326.67		25,758.78	19,045.92	484,039.53	.....	484,039.53
162 Farm Labor Contractor	92,948.23		235.00	.....	93,183.23	.....	93,183.23
167 Natural Resources Conservation Areas Stewardship	99,831.97		3.02	(3,371.00)	103,205.99	.....	103,205.99
16A Judicial Stabilization Trust	1,991,790.34		431,316.71	855,794.34	1,567,312.71	4,050.22	1,571,362.93
16J SR 520 Corridor	96,078,516.42		(4,487,257.88)	(6,434,955.27)	98,026,213.81	126.00	98,026,339.81
16M Appraisal Management Company	375,269.16		19,238.00	33,567.06	360,940.10	.....	360,940.10
16P Marine Resources Stewardship Trust	182,211.76		269.85	.....	182,481.61	.....	182,481.61

# RECEIPTS AND DISBURSEMENTS FOR TREASURY FUNDS

	October 1, 2019			October 2019		October 31, 2019		
	Beginning Book Balance	Plus Receipts	Less Disbursements	Ending Book Balance	Outstanding Warrants	Ending Cash Balance		
<b>SPECIAL REVENUE FUNDS (Continued)</b>								
16W Hospital Safety Net Assessment	\$ 204,455,824.22	\$ 25,203,255.49	\$ 29,108,806.51	\$ 200,550,273.20	\$ .....	\$ 200,550,273.20		
172 Basic Health Plan Trust	1,546,699.00	.....	.....	1,546,699.00	.....	1,546,699.00		
173 State Toxics Control	1,405,767.32	2,143,530.80	149,605.38	3,399,692.74	637.32	3,400,330.06		
174 Local Toxics Control	701,670.05	359,282.44	.....	1,060,952.49	.....	1,060,952.49		
176 Water Quality Permit	11,446,554.32	6,375,575.25	2,733,594.84	15,088,534.73	20,688.53	15,109,223.26		
17B Home Visiting Services	8,021,521.10	1,780,003.44	1,612,999.93	8,188,524.61	22,077.80	8,210,602.41		
17N Complete Streets Grant Program	722,464.00	.....	.....	722,464.00	.....	722,464.00		
17P SR520 Civil Penalties	10,911,859.63	15,847.37	(469,155.27)	11,396,862.27	.....	11,396,862.27		
17T Health Benefit Exchange	25,079,785.99	1,475,899.88	10,781.73	26,544,904.14	.....	26,544,904.14		
17W Limousine Carriers	119,298.57	1,578.00	.....	120,876.57	.....	120,876.57		
182 Underground Storage Tank	1,133,950.24	303,605.12	239,573.12	1,197,982.24	1,147.34	1,199,129.58		
186 County Arterial Preservation	1,149,928.78	1,427,540.69	2,147,902.03	429,567.44	.....	429,567.44		
18J Capital Vessel Replacement	15,941,377.40	2,722,157.56	(9,206.04)	18,672,741.00	290.89	18,673,031.89		
18L Hydraulic Project Approval	600.00	(300.00)	300.00	.....	.....	.....		
199 Biosolids Permit	1,132,568.25	100.00	134,897.22	997,771.03	224.90	997,995.93		
19A Medicaid Fraud Penalty	1,589,486.13	30,256.61	358,008.10	1,261,734.64	4,208.28	1,265,942.92		
19C Forest Practice Application	769,860.88	48.31	(13,720.87)	783,630.06	150.00	783,780.06		
19G Environmental Legacy Stewardship	1,172,966.31	506,700.20	569,947.76	1,109,718.75	82.44	1,109,801.19		
19T DOL Technology Improvement and Data Management	1,732,782.07	67,888.20	4,016.32	1,796,653.95	.....	1,796,653.95		
19V Andy Hill Cancer Research Endowment Fund	42,704.64	63,532.36	315.06	105,921.94	.....	105,921.94		
200 Regional Fisheries Enhancement Salmonid Recovery	(12,040.78)	17,777.11	78,534.53	(72,798.20)	.....	(72,798.20)		
201 Department of Licensing Services	2,537,409.05	319,677.34	58,568.99	2,798,517.40	39.23	2,798,556.63		
202 Medical Test Site Licensure	840,144.35	21,246.68	54,120.29	807,270.74	350.00	807,620.74		
204 Volunteer Fire Fighters' and Reserve Officers' Administrative	1,610,765.98	2,809.64	32,886.88	1,580,688.74	1,431.23	1,582,119.97		
207 Hazardous Waste Assistance	3,316,399.60	45,099.01	329,934.56	3,031,564.05	2,360.82	3,033,924.87		
20B Brownfield Redevelopment Trust Fund	.....	.....	.....	.....	.....	.....		
20H Connecting Washington	561,718,070.65	38,218,783.26	83,149,643.86	516,787,210.05	8,612,008.03	525,399,218.08		
20J Electric Vehicle	3,155,300.17	325,681.52	75.00	3,480,906.69	.....	3,480,906.69		
20M Puget Sound Taxpayer Accountability	4,495.48	6.61	.....	4,502.09	.....	4,502.09		
20N Transportation Future Funding Program	2,363,659.92	3,500.50	.....	2,367,160.42	.....	2,367,160.42		
20R Radioactive Mixed Waste	1,398,121.63	1,006,982.91	1,096,388.31	1,308,716.23	3,070.95	1,311,787.18		
20T PLIA Underground Storage Tank Revolving	23,423,643.43	35,579.21	88,599.64	23,370,623.00	32.92	23,370,655.92		
20V Economic Gardening Pilot Project	.....	.....	.....	.....	.....	.....		
215 Special Category C	1,523,768.83	420,216.58	252,410.66	1,691,574.75	.....	1,691,574.75		
216 Air Pollution Control	28,176,156.17	(78,997.27)	732,687.50	27,364,471.40	974.59	27,365,445.99		
217 Oil Spill Prevention	6,224,231.10	283,308.43	606,280.15	5,901,259.38	2,126.88	5,903,386.26		
218 Multimodal Transportation	179,249,227.01	25,096,300.08	8,064,899.08	196,280,628.01	418,419.12	196,699,047.13		
21E Concealed Pistol License Renewal	161,656.31	6,536.04	878.34	167,314.01	.....	167,314.01		
21H Wastewater Treatment Plant Operator Certification	157,690.00	6,828.00	50.00	164,468.00	50.00	164,518.00		

# RECEIPTS AND DISBURSEMENTS FOR TREASURY FUNDS

	October 1, 2019		October 2019		October 31, 2019		
	Beginning Book Balance		Plus Receipts	Less Disbursements	Ending Book Balance	Outstanding Warrants	Ending Cash Balance
<b>SPECIAL REVENUE FUNDS (Continued)</b>							
21M Distracted Driving Prevention	\$ 14,553.72	\$	264.51	\$ .....	\$ 14,818.23	\$ .....	\$ 14,818.23
21S Aquatic Invasive Species Management	221,223.34		6,130.09	145,236.58	82,116.85	723.12	82,839.97
21V Construction Registration Inspection	3,224,305.19		964,730.03	1,142,277.91	3,046,757.31	5,199.66	3,051,956.97
222 Freshwater Aquatic Weeds	1,138,825.57		26,466.00	59,909.28	1,105,382.29	372.25	1,105,754.54
223 State Oil Spill Response	3,465,696.18		106,091.66	785,910.06	2,785,877.78	.....	2,785,877.78
22J Abandoned Recreational Vehicle Disposal	592,725.91		111,587.90	30,275.72	674,038.09	6,860.00	680,898.09
22M Energy Efficiency	9,774,922.49		176,652.13	8,991.82	9,942,582.80	.....	9,942,582.80
22R Internet Consumer Access	.....		.....	.....	.....	.....	.....
22U Secure Drug Take-Back Program	.....		.....	.....	.....	.....	.....
22W Public Disclosure Transparency	860,109.76		9,057.18	20,764.81	848,402.13	114.94	848,517.07
234 Public Works Administration	12,462,870.65		252,145.41	547,821.96	12,167,194.10	31,479.20	12,198,673.30
235 Youth Tobacco & Vapor Product Prevention	1,745,528.93		113,247.99	122,320.03	1,736,456.89	1,496.09	1,737,952.98
237 Recreation Access Pass	1,728,525.25		(223,856.45)	670.00	1,503,998.80	720.00	1,504,718.80
23G Vulnerable Roadway User Education	.....		.....	.....	.....	.....	.....
23N Model Toxics Control Capital	44,317,568.63		(8,964,662.78)	981,138.07	34,371,767.78	1,873.18	34,373,640.96
23P Model Toxics Control Operating	31,010,002.70		8,231,864.71	4,327,270.11	34,914,597.30	127,679.10	35,042,276.40
23R Model Toxics Control Stormwater	17,453,020.87		(267,122.77)	335,929.76	16,849,968.34	775.27	16,850,743.61
23S Puget Sound Gateway Facility	.....		.....	.....	.....	.....	.....
23T Congestion Relief Traffic Safety	187.50		3,863.43	.....	4,050.93	.....	4,050.93
23V Voluntary Cleanup	.....		.....	.....	.....	.....	.....
23W Paint Product Stewardship	(37.77)		.....	(37.77)	.....	37.77	37.77
24B Foundational Public Health Services	5,000,000.00		63,535.81	.....	5,063,535.81	.....	5,063,535.81
24J Workforce Education Investment	(5,121,252.05)		42.72	1,685,909.78	(6,807,119.11)	.....	(6,807,119.11)
24K Agency Financial Transaction	.....		.....	.....	.....	.....	.....
260 University of Washington Operating Fees	123.54		.....	.....	123.54	.....	123.54
262 Manufactured Home Installation Training	590,682.83		25,452.80	(34,071.57)	650,207.20	204.51	650,411.71
263 Community and Economic Development Fee	4,857,770.05		56,347.22	152,583.39	4,761,533.88	23,892.77	4,785,426.65
267 Recreation Resources	22,876,869.56		922,005.94	548,272.22	23,250,603.28	.....	23,250,603.28
268 Nonhighway and Off-Road Vehicle Activities (NOVA) Program	11,401,667.94		665,479.56	84,184.54	11,982,962.96	44,275.78	12,027,238.74
269 Parks Renewal and Stewardship	21,639,453.12		6,124,136.76	5,906,146.11	21,857,443.77	50,313.67	21,907,757.44
271 Washington State University Operating Fees	.....		.....	.....	.....	.....	.....
275 Central Washington University Operating Fees	.....		.....	.....	.....	.....	.....
277 State Agency Parking	292,962.77		10,885.00	5,537.32	298,310.45	210.00	298,520.45
296 Columbia River Basin Water Supply Rev Recovery	5,586,312.02		244,865.91	.....	5,831,177.93	.....	5,831,177.93
315 Dedicated Marijuana Fund	86,587,740.61		36,185,498.89	8,714,494.76	114,058,744.74	18,752.64	114,077,497.38
319 Public Health Supplemental	2,966,510.27		12,138.24	167,128.33	2,811,520.18	455,662.54	3,267,182.72
404 State Treasurer's Service	28,992,098.10		2,075,069.98	750,525.64	30,316,642.44	7,708.57	30,324,351.01
408 Coastal Protection	1,234,605.83		9,693.12	.....	1,244,298.95	.....	1,244,298.95
441 Local Government Archives	1,576,311.62		399,823.08	232,823.84	1,743,310.86	232.46	1,743,543.32



# RECEIPTS AND DISBURSEMENTS FOR TREASURY FUNDS

	October 1, 2019		October 2019		October 31, 2019		
	Beginning Book Balance		Plus Receipts	Less Disbursements	Ending Book Balance	Outstanding Warrants	Ending Cash Balance
<b>SPECIAL REVENUE FUNDS (Continued)</b>							
500 Perpetual Surveillance and Maintenance	\$ 47,489,745.36	\$	70,330.60	\$ .....	\$ 47,560,075.96	\$ .....	\$ 47,560,075.96
507 Oyster Reserve Land	630,370.70		47,403.84	38,137.98	639,636.56	.....	639,636.56
511 Tacoma Narrows Toll Bridge	24,969,085.44		(3,968,184.48)	(4,838,299.18)	25,839,200.14	.....	25,839,200.14
513 Derelict Vessel Removal	1,176,515.73		7,886.00	44,490.22	1,139,911.51	9,736.38	1,149,647.89
532 Washington Housing Trust	10,399,266.45		489,133.56	1,296,725.59	9,591,674.42	1,190,534.31	10,782,208.73
535 Alaskan Way Viaduct Replacement Project	3,485,350.43		21,475.30	553,337.32	2,953,488.41	509.58	2,953,997.99
549 Election	6,569,189.99		9,957.79	620,480.49	5,958,667.29	.....	5,958,667.29
550 Transportation 2003	(18,812,132.41)		4,094,481.03	1,832,610.90	(16,550,262.28)	1,211.79	(16,549,050.49)
562 Skilled Nursing Facility Safety Net Trust	4,124,919.98		(25,259.74)	(640,245.06)	4,739,905.30	17,775.05	4,757,680.35
564 Water Pollution Control Revolving Administration	3,823,983.27		257,425.49	190,901.26	3,890,507.50	579.68	3,891,087.18
565 Yakima Integrated Plan Implementation Revenue Recovery	.....		.....	.....	.....	.....	.....
566 Community Forest Trust	139,061.04		206.17	(440.00)	139,707.21	.....	139,707.21
571 Multiuse Roadway Safety	436,858.10		17,260.28	12.00	454,106.38	.....	454,106.38
595 I-405 and SR-167 Express Toll Lanes	59,834,565.55		87,109.89	(935,032.68)	60,856,708.12	362,496.53	61,219,204.65
600 Department of Retirement Systems Expense	11,762,685.10		47,466.28	(560,496.48)	12,370,647.86	24,979.24	12,395,627.10
689 Rural Washington Loan	3,837,835.02		6,021.52	87,500.00	3,756,356.54	.....	3,756,356.54
727 Water Pollution Control Revolving	182,718,550.70		14,060,702.69	12,718,822.30	184,060,431.09	769,358.02	184,829,789.11
733 Capitol Campus Reserve	.....		.....	.....	.....	.....	.....
777 Prostitution Prevention and Intervention	135,632.83		1,198.44	5,047.20	131,784.07	.....	131,784.07
785 State Educational Trust Fund	7,332,759.85		63,639.05	11,260.62	7,385,138.28	1,225.03	7,386,363.31
818 Youth Athletic Facility	187,935.90		278.32	.....	188,214.22	.....	188,214.22
825 Tobacco Settlement	.....		.....	.....	.....	.....	.....
844 Money-Purchase Retirement Savings Administrative	.....		.....	.....	.....	.....	.....
874 OASI Revolving	177,962.42		0.86	9,816.68	168,146.60	26.05	168,172.65
887 Public Facilities Construction Loan Revolving	23,867,238.82		93,661.21	1,048,070.28	22,912,829.75	131.85	22,912,961.60
888 Deferred Compensation Administrative	2,126,563.67		(43,766.24)	907,175.78	1,175,621.65	14.48	1,175,636.13
893 Radiation Perpetual Maintenance	\$351,502.63		520.56	.....	352,023.19	.....	352,023.19
<b>TOTAL SPECIAL REVENUE FUNDS</b>	<b>\$ 4,295,685,807.13</b>	<b>\$</b>	<b>564,890,569.86</b>	<b>\$ 513,681,116.19</b>	<b>\$ 4,346,895,260.80</b>	<b>\$ 21,847,212.83</b>	<b>\$ 4,368,742,473.63</b>
<b>DEBT SERVICE FUNDS</b>							
303 Highway Bond Retirement	\$ 33,491,332.80	\$	95,085,657.21	\$ 52,959,260.71	\$ 75,617,729.30	\$ .....	\$ 75,617,729.30
304 Ferry Bond Retirement	5,155,365.74		1,176,886.98	.....	6,332,252.72	.....	6,332,252.72
305 Transportation Improvement Board Bond Retirement	2,975,007.35		7,577,915.92	7,010,214.62	3,542,708.65	.....	3,542,708.65
347 Washington State University Bond Retirement	16,463,785.53		1,473,543.94	4,609,487.67	13,327,841.80	.....	13,327,841.80
348 University of Washington Bond Retirement	16,342,860.15		1,504,952.13	1,983,773.79	15,864,038.49	.....	15,864,038.49
380 Debt-Limit General Fund Bond Retirement	.....		98,342,794.51	98,341,971.48	823.03	.....	823.03
381 Debt-Limit Reimbursable Bond Retirement	.....		.....	.....	.....	.....	.....
382 Nondebt-Limit General Fund Bond Retirement	.....		.....	.....	.....	.....	.....
383 Nondebt-Limit Reimbursable Bond Retirement	.....		5,393,691.82	5,387,764.43	5,927.39	.....	5,927.39

# RECEIPTS AND DISBURSEMENTS FOR TREASURY FUNDS

	October 1, 2019	October 2019		October 31, 2019		
	Beginning Book Balance	Plus Receipts	Less Disbursements	Ending Book Balance	Outstanding Warrants	Ending Cash Balance
<b>DEBT SERVICE FUNDS (Continued)</b>						
384 Nondebt-Limit Proprietary Appropriated Bond Retirement	\$ .....	\$ .....	\$ .....	\$ .....	\$ .....	\$ .....
385 Nondebt-Limit Proprietary Nonappropriated Bond Retirement	.....	.....	.....	.....	.....	.....
386 Nondebt-Limit Revenue Bond Retirement	.....	.....	.....	.....	.....	.....
389 Toll Facility Bond Retirement	\$23,123,394.67	4,700,075.39	.....	27,823,470.06	.....	27,823,470.06
<b>TOTAL DEBT SERVICE FUNDS</b>	<b>\$ 97,551,746.24</b>	<b>\$ 215,255,517.90</b>	<b>\$ 170,292,472.70</b>	<b>\$ 142,514,791.44</b>	<b>\$ .....</b>	<b>\$ 142,514,791.44</b>
<b>CAPITAL PROJECTS FUNDS</b>						
01L Higher Education Construction	\$ .....	\$ .....	\$ .....	\$ .....	\$ .....	\$ .....
036 Capitol Building Construction	5,356,397.33	8,823.72	(766,015.62)	6,131,236.67	.....	6,131,236.67
056 State Higher Education Construction	2,420.88	3.58	.....	2,424.46	.....	2,424.46
057 State Building Construction	323,602,238.25	(2,218,259.10)	101,743,515.18	219,640,463.97	4,189,537.78	223,830,001.75
060 Community and Technical College Capital Projects	(1,680,292.16)	8,682,058.84	2,515,379.39	4,486,387.29	.....	4,486,387.29
061 Eastern Washington University Capital Projects	3,592,255.52	204,613.54	279,482.14	3,517,386.92	.....	3,517,386.92
062 Washington State University Building	2,208,141.78	3,825.07	1,670,639.53	541,327.32	.....	541,327.32
063 Central Washington University Capital Projects	4,466,749.10	205,842.74	(9,664.90)	4,682,256.74	.....	4,682,256.74
064 University of Washington Building	1,552,762.86	13,379,839.33	1,575,885.76	13,356,716.43	.....	13,356,716.43
065 Western Washington University Capital Projects	5,966,561.89	208,059.45	502,042.12	5,672,579.22	.....	5,672,579.22
066 The Evergreen State College Capital Projects	2,577,180.62	202,867.26	487,993.27	2,292,054.61	.....	2,292,054.61
075 State Social and Health Services Construction	5,371.39	.....	.....	5,371.39	.....	5,371.39
18B Columbia River Basin Tax Bond Water Supply Development	1,226,412.03	1,816.27	.....	1,228,228.30	.....	1,228,228.30
245 Public Safety Reimbursable Bond	4.12	.....	.....	4.12	.....	4.12
246 Community and Technical College Forest Reserve	4,948,396.12	214.39	.....	4,948,610.51	.....	4,948,610.51
289 Thurston County Capital Facilities	3,627,467.32	378,256.22	(4,875.47)	4,010,599.01	.....	4,010,599.01
357 Gardner-Evans Higher Education Construction	45,698.05	.....	.....	45,698.05	.....	45,698.05
364 Military Department Capital	\$1,824,599.55	.....	.....	1,824,599.55	.....	1,824,599.55
<b>TOTAL CAPITAL PROJECTS FUNDS</b>	<b>\$ 359,322,364.65</b>	<b>\$ 21,057,961.31</b>	<b>\$ 107,994,381.40</b>	<b>\$ 272,385,944.56</b>	<b>\$ 4,189,537.78</b>	<b>\$ 276,575,482.34</b>
<b>PERMANENT FUNDS</b>						
04B Natural Resources Real Property Replacement	\$ 9,667,200.64	\$ 14,090.68	\$ (942,000.00)	\$ 10,623,291.32	\$ .....	\$ 10,623,291.32
601 Agricultural Permanent	707,625.23	.....	39,991.19	667,634.04	.....	667,634.04
603 Millersylvania Park Trust	5,638.98	8.35	.....	5,647.33	.....	5,647.33
604 Normal School Permanent	138,930.32	.....	11,168.38	127,761.94	.....	127,761.94
605 Permanent Common School	105,283.98	.....	43,917.10	61,366.88	.....	61,366.88
606 Scientific Permanent	60,581.20	109,165.68	(11,202.28)	180,949.16	.....	180,949.16
607 State University Permanent	150,899.56	.....	(4,530.28)	155,429.84	.....	155,429.84
851 Developmental Disabilities Community Trust	\$3,616,785.81	5,356.33	.....	3,622,142.14	.....	3,622,142.14
<b>TOTAL PERMANENT FUNDS</b>	<b>\$ 14,452,945.72</b>	<b>\$ 128,621.04</b>	<b>\$ (862,655.89)</b>	<b>\$ 15,444,222.65</b>	<b>\$ .....</b>	<b>\$ 15,444,222.65</b>
<b>ENTERPRISE FUNDS</b>						
401 Correctional Industries	\$ 8,039,043.98	\$ 9,236,752.52	\$ 9,716,726.67	\$ 7,559,069.83	\$ 177,418.39	\$ 7,736,488.22

# RECEIPTS AND DISBURSEMENTS FOR TREASURY FUNDS

	October 1, 2019	October 2019		October 31, 2019		
	Beginning Book Balance	Plus Receipts	Less Disbursements	Ending Book Balance	Outstanding Warrants	Ending Cash Balance
<b>ENTERPRISE FUNDS (Continued)</b>						
407 Secretary of State's Revolving	\$ 7,998,856.61	\$ 648,173.09	\$ 645,426.34	\$ 8,001,603.36	\$ 6,477.50	\$ 8,008,080.86
578 Lottery Administrative	192,057.73	1,643,460.27	1,242,644.83	592,873.17	9,155.30	602,028.47
608 Accident	(2,209,162.05)	181,416,641.96	167,509,661.99	11,697,817.92	10,419,775.45	22,117,593.37
609 Medical Aid	5,446,099.16	157,804,948.53	154,448,555.46	8,802,492.23	2,924,842.91	11,727,335.14
610 Accident Reserve	556,651.94	98,107,493.55	71,913,324.55	26,750,820.94	1,585,364.85	28,336,185.79
881 Supplemental Pension	552,825.05	107,583,581.72	101,814,308.29	6,322,098.48	1,575,242.46	7,897,340.94
883 Second Injury	\$59,001,331.35	(23,469,993.11)	152,721.69	35,378,616.55	39,601.93	35,418,218.48
<b>TOTAL ENTERPRISE FUNDS</b>	<b>\$ 79,577,703.77</b>	<b>\$ 532,971,058.53</b>	<b>\$ 507,443,369.82</b>	<b>\$ 105,105,392.48</b>	<b>\$ 16,737,878.79</b>	<b>\$ 121,843,271.27</b>
<b>INTERNAL SERVICE FUNDS</b>						
006 Public Records Efficiency, Preservation & Access	\$ 1,753,263.66	\$ 741,984.75	\$ 96,763.22	\$ 2,398,485.19	\$ 714.28	\$ 2,399,199.47
405 Legal Services Revolving	6,958,439.89	13,680,722.87	12,729,886.46	7,909,276.30	115,383.80	8,024,660.10
410 Transportation Equipment	14,141,518.23	925,214.29	2,729,831.45	12,336,901.07	4,183.72	12,341,084.79
415 Personnel Service	3,463,069.50	3,898,679.26	1,748,626.65	5,613,122.11	.....	5,613,122.11
418 State Health Care Authority Administrative	1,727,606.18	910,991.00	1,245,935.17	1,392,662.01	59.04	1,392,721.05
455 Higher Education Personnel Service	425,938.98	271,902.00	113,801.66	584,039.32	.....	584,039.32
468 OFM Central Service	762,732.53	2,229,281.24	709,361.07	2,282,652.70	80.00	2,282,732.70
483 Auditing Services Revolving	(1,160,190.63)	846,108.18	526,092.57	(840,175.02)	506.97	(839,668.05)
484 Administrative Hearings Revolving	(1,136,375.79)	1,347,690.50	1,904,480.38	(1,693,165.67)	14,093.55	(1,679,072.12)
492 School Employees' Insurance Administrative	\$17,506,316.91	190.75	1,757,725.69	15,748,781.97	557.08	15,749,339.05
<b>TOTAL INTERNAL SERVICE FUNDS</b>	<b>\$ 44,442,319.46</b>	<b>\$ 24,852,764.84</b>	<b>\$ 23,562,504.32</b>	<b>\$ 45,732,579.98</b>	<b>\$ 135,578.44</b>	<b>\$ 45,868,158.42</b>
<b>PENSION TRUST FUNDS</b>						
614 Volunteer Firefighters' Relief and Pension Principal	\$ 18,836,482.62	\$ 48,205.26	\$ 1,373,525.49	\$ 17,511,162.39	\$ 104,223.88	\$ 17,615,386.27
615 State Patrol - Plan 1	1,004,873.21	6,826,692.55	6,961,614.99	869,950.77	45,143.80	915,094.57
616 Judges' Retirement	1,006,161.05	101,526.14	19,323.51	1,088,363.68	2,839.56	1,091,203.24
630 State Patrol - Plan 2	418,252.89	1,431,306.04	1,458,200.27	391,358.66	.....	391,358.66
631 Public Employees' Retirement System Plan 1	8,895,961.76	158,856,830.79	158,802,639.16	8,950,153.39	1,591,192.51	10,541,345.90
632 Teachers' Retirement System Plan 1	6,758,221.63	116,682,237.79	116,712,223.10	6,728,236.32	705,891.53	7,434,127.85
633 School Employees' Retirement System Combined Plan 2 & 3	6,803,827.74	62,730,317.52	64,675,943.64	4,858,201.62	303,501.74	5,161,703.36
635 Public Safety Employees Retirement System Plan 2	294,714.24	9,796,463.68	9,841,740.43	249,437.49	34,712.08	284,149.57
641 Public Employees' Retirement System Combined Plan 2 & 3	12,734,122.91	305,727,650.88	306,713,295.89	11,748,477.90	1,438,926.60	13,187,404.50
642 Teachers' Retirement System Combined Plan 2 and 3	24,541,329.66	205,118,899.01	215,461,968.49	14,198,260.18	253,016.50	14,451,276.68
722 Deferred Compensation Principal	4,065,903.77	53,889,686.90	55,080,238.37	2,875,352.30	.....	2,875,352.30
729 Judicial Retirement Principal	9,750.65	37,958.75	37,942.13	9,767.27	.....	9,767.27
819 LEOFF Plan 1 Retirement	2,803,278.92	31,127,201.72	31,222,553.07	2,707,927.57	423,853.51	3,131,781.08
829 LEOFF Plan 2 Retirement	5,002,730.75	60,458,551.40	61,400,212.00	4,061,070.15	174,264.44	4,235,334.59
882 Washington Judicial Retirement System	\$8,544,039.65	1,963,457.38	670,483.80	9,837,013.23	.....	9,837,013.23
<b>TOTAL PENSION TRUST FUNDS</b>	<b>\$ 101,719,651.45</b>	<b>\$ 1,014,796,985.81</b>	<b>\$ 1,030,431,904.34</b>	<b>\$ 86,084,732.92</b>	<b>\$ 5,077,566.15</b>	<b>\$ 91,162,299.07</b>

# RECEIPTS AND DISBURSEMENTS FOR TREASURY FUNDS

	October 1, 2019	October 2019		October 31, 2019		
	Beginning Book Balance	Plus Receipts	Less Disbursements	Ending Book Balance	Outstanding Warrants	Ending Cash Balance
<b>AGENCY FUNDS</b>						
01P Suspense	\$ 79,888,143.14	\$ 2,145,114,688.84	\$ 2,163,731,244.91	\$ 61,271,587.07	\$ 29,947.31	\$ 61,301,534.38
01R Undistributed Receipts	1,065.52	316,475.72	.....	317,541.24	.....	317,541.24
01T Local Leasehold Excise Tax	224,002.34	.....	(2,247,706.42)	2,471,708.76	.....	2,471,708.76
034 Local Sales and Use Tax	.....	.....	.....	.....	.....	.....
035 State Payroll Revolving	29,633,613.77	535,232,332.57	548,486,251.65	16,379,694.69	1,614,470.17	17,994,164.86
768 Local Real Estate Excise Tax	.....	.....	.....	.....	.....	.....
795 State Investment Board Commingled Monthly Bond	.....	1,422.81	1,422.81	.....	.....	.....
847 Separately Managed State Agency Investment	.....	.....	.....	.....	.....	.....
865 State Investment Board Commingled Trust	.....	.....	.....	.....	.....	.....
877 OASI Contribution	.....	.....	.....	.....	.....	.....
<b>TOTAL AGENCY FUNDS</b>	<b>\$ 109,746,824.77</b>	<b>\$ 2,680,664,919.94</b>	<b>\$ 2,709,971,212.95</b>	<b>\$ 80,440,531.76</b>	<b>\$ 1,644,417.48</b>	<b>\$ 82,084,949.24</b>
<b>TOTAL TREASURY FUNDS</b>	<b>\$ \$5,661,147,383.89</b>	<b>\$ 8,238,305,246.05</b>	<b>\$ 8,012,432,213.69</b>	<b>\$ 5,887,020,416.25</b>	<b>\$ 95,275,154.54</b>	<b>\$ 5,982,295,570.79</b>

# RECEIPTS AND DISBURSEMENTS FOR TREASURER'S TRUST FUNDS

	October 1, 2019	October 2019		October 31, 2019		
	Beginning Book Balance	Plus Receipts	Less Disbursements	Ending Book Balance	Outstanding Warrants	Ending Cash Balance
<b>GENERAL FUND</b>						
06N Local Tax Administration	\$ .....	\$ .....	\$ .....	\$ .....	\$ .....	\$ .....
07F Commercial Fisheries Buyback	.....	.....	.....	.....	.....	.....
08B Foster Care Endowed Scholarship Trust	16,060.71	23.78	.....	16,084.49	.....	16,084.49
08E Individual Development Account Program	2,009.54	2.98	.....	2,012.52	.....	2,012.52
08N State Financial Aid	46,740,792.49	33,755,471.75	57,169,753.73	23,326,510.51	7,636.97	23,334,147.48
08T Transportation Innovative Partnership	.....	.....	.....	.....	.....	.....
10V Invasive Species Council	.....	.....	.....	.....	.....	.....
11M Poet Laureate	115.55	.....	.....	115.55	.....	115.55
11R Hospital Infection Control Grant	.....	.....	.....	.....	.....	.....
12L Outdoor Education and Recreation Prog	821,828.18	.....	.....	821,828.18	.....	821,828.18
12P Geoduck Aquaculture Research	399,121.75	.....	11,296.02	387,825.73	.....	387,825.73
131 Fair	2,197,994.95	3,266.15	10,662.01	2,190,599.09	106.32	2,190,705.41
14N Legislative Oral History	60,650.20	.....	.....	60,650.20	.....	60,650.20
14P Skeletal Human Remains Assistance	290,642.30	.....	.....	290,642.30	.....	290,642.30
15B Food Animal Vet Scholarship	.....	.....	.....	.....	.....	.....
15N Business Assistance	.....	.....	.....	.....	.....	.....
16F Washington State Flag	.....	.....	.....	.....	.....	.....
16K Mortgage Recovery	.....	.....	.....	.....	.....	.....
16R Multiagency Permitting Team	95,886.59	142.00	.....	96,028.59	.....	96,028.59
17R Aerospace Training Student Loan	218,916.19	16,879.70	20,915.59	214,880.30	42.62	214,922.92
18C Native Education Public-Private Partnership	.....	.....	.....	.....	.....	.....
18F High School Completion	.....	.....	.....	.....	.....	.....
18G Opportunity Scholarship Match Transfer	6,154,141.24	.....	472,829.55	5,681,311.69	472,829.55	6,154,141.24
18K 24/7 Sobriety	10,458.78	908.77	.....	11,367.55	.....	11,367.55
18V Science, Technology, Engineering and Math Education Lighthouse	.....	.....	.....	.....	.....	.....
19J Universal Communications Services	8,575,651.85	.....	.....	8,575,651.85	.....	8,575,651.85
20L Early Start	.....	.....	.....	.....	.....	.....
21J Gina Grant Bull Memorial Legislative Page Scholarship	51,805.35	151.72	.....	51,957.07	.....	51,957.07
21K Skilled Worker Awareness Grant Program	149,153.69	.....	35,425.88	113,727.81	.....	113,727.81
21L Low-Income Home Rehab Revolving Loan Program	.....	.....	.....	.....	.....	.....
21T Suicide-Safer Homes Project	25,000.01	.....	.....	25,000.01	.....	25,000.01
22A State Agency Office Relocation Pool	5,686,980.36	.....	70,537.46	5,616,442.90	.....	5,616,442.90
22B Highway Worker Memorial Scholarship	.....	.....	.....	.....	.....	.....
22S Landlord Mitigation Program	620,942.62	152,271.05	344,293.62	428,920.05	58,789.56	487,709.61
22V Medical Student Loan	491,479.24	.....	.....	491,479.24	.....	491,479.24
23B Rural Jobs Program Match Transfer	.....	.....	.....	.....	.....	.....
23E Washington History Day	50,751.73	75.32	198.04	50,629.01	.....	50,629.01
23F Open Educational Resources	.....	.....	.....	.....	.....	.....
23L Indian Health Improvement Reinvestment	.....	.....	.....	.....	.....	.....

# RECEIPTS AND DISBURSEMENTS FOR TREASURER'S TRUST FUNDS

	October 1, 2019	October 2019		October 31, 2019		
	Beginning Book Balance	Plus Receipts	Less Disbursements	Ending Book Balance	Outstanding Warrants	Ending Cash Balance
<b>GENERAL FUND (Continued)</b>						
24A Behavioral Health Loan Repayment Program	\$ 1,000,000.00	\$ .....	\$ .....	\$ 1,000,000.00	\$ .....	\$ 1,000,000.00
24F Veterans Service Officer	.....	.....	.....	.....	.....	.....
290 Savings Incentive	2,157,027.58	.....	9,246.46	2,147,781.12	.....	2,147,781.12
447 Information Technology Investment Revolving	45,300,496.52	479.51	629,357.17	44,671,618.86	.....	44,671,618.86
473 School Employees Insurance Reserve	.....	.....	.....	.....	.....	.....
474 School Employees Flexible & Dependent Care Administration	.....	.....	.....	.....	.....	.....
475 School Employees Dental Benefits Administration	.....	.....	.....	.....	.....	.....
490 Regional Transportation Investment District	.....	.....	.....	.....	.....	.....
493 School Employees' Insurance	.....	.....	26,853.65	(26,853.65)	22,809.95	(4,043.70)
494 School Employees' Benefits Board Administration	.....	.....	.....	.....	.....	.....
514 Agricultural Conservation Easements	.....	.....	.....	.....	.....	.....
534 Washington Graduate Fellowship Trust	489.80	.....	.....	489.80	.....	489.80
551 Washington Youth and Families	124,634.31	.....	.....	124,634.31	.....	124,634.31
552 Conservation Assistance Revolving	444,948.05	.....	681.60	444,266.45	.....	444,266.45
567 Long-Term Services and Supports Trust	1,186,041.14	1,778.75	60,654.24	1,127,165.65	.....	1,127,165.65
646 Higher Ed Retirement Plan Supplemental Benefit	12,084.59	1,155,108.15	1,150,578.00	16,614.74	.....	16,614.74
653 Washington Distinguished Professorship Trust	.....	.....	.....	.....	.....	.....
743 College Faculty Awards Trust	186.14	.....	.....	186.14	.....	186.14
747 Health Professional Loan Repayment & Scholarship Program	8,294,224.09	990,967.44	1,183,358.39	8,101,833.14	85,917.52	8,187,750.66
748 Higher Education Coord. Board for Innovation and Quality	.....	.....	.....	.....	.....	.....
781 Cross-State Trail	473.10	.....	.....	473.10	.....	473.10
793 Health Insurance Pool	.....	.....	.....	.....	.....	.....
817 Stadium and Exhibition Center Construction	.....	.....	.....	.....	.....	.....
835 Four Year Student Child Care in Higher Education	\$80,326.57	.....	.....	80,326.57	.....	80,326.57
<b>TOTAL GENERAL FUND</b>	<b>\$ 131,261,315.21</b>	<b>\$ 36,077,527.07</b>	<b>\$ 61,196,641.41</b>	<b>\$ 106,142,200.87</b>	<b>\$ 648,132.49</b>	<b>\$ 106,790,333.36</b>
<b>SPECIAL REVENUE FUNDS</b>						
01F Crime Victims' Compensation	\$ 707,508.07	\$ 78,231.41	\$ .....	\$ 785,739.48	\$ .....	\$ 785,739.48
03K Industrial Insurance Premium Refund	3,735,818.26	693,477.02	(123,533.52)	4,552,828.80	410.59	4,553,239.39
04F Real Estate Education Program	670,384.47	8,216.71	70.88	678,530.30	.....	678,530.30
06H Oral History, State Library, and Archives	34,019.83	32,102.02	29,527.66	36,594.19	.....	36,594.19
06J Securities Prosecution	571,571.25	2,225.00	406.61	573,389.64	406.61	573,796.25
07A Mortgage Lending Fraud Prosecution	124,776.35	33,463.32	.....	158,239.67	.....	158,239.67
07B Organ and Tissue Donation Awareness	127,174.46	41,593.55	32,075.37	136,692.64	32,075.37	168,768.01
07E Contract Harvesting Revolving	11,409,083.99	17,686.12	(436,009.53)	11,862,779.64	.....	11,862,779.64
07J "Helping Kids Speak"	3,024.01	2,436.00	1,957.67	3,502.34	.....	3,502.34
07K Special License Plate Applicant Trust	12,206.00	.....	.....	12,206.00	.....	12,206.00
07L Legislative International Trade	299.15	.....	.....	299.15	.....	299.15
07N Produce Railcar Pool	49.68	0.07	.....	49.75	.....	49.75

# RECEIPTS AND DISBURSEMENTS FOR TREASURER'S TRUST FUNDS

	October 1, 2019		October 2019		October 31, 2019		
	Beginning Book Balance		Plus Receipts	Less Disbursements	Ending Book Balance	Outstanding Warrants	Ending Cash Balance
<b>SPECIAL REVENUE FUNDS (Continued)</b>							
07T Commemorative Works	\$ 3,397.15	\$	5.03	\$ .....	\$ 3,402.18	\$ .....	\$ 3,402.18
07V Fish and Wildlife Enforcement Reward	527,077.98		50,233.84	61,009.71	516,302.11	3,900.00	520,202.11
08C Gonzaga University Alumni Association	5,218.37		4,036.67	3,346.00	5,909.04	.....	5,909.04
08F Lighthouse Environmental Programs	11,402.98		8,750.03	6,624.34	13,528.67	.....	13,528.67
08G Flexible Spending Administrative	2,458,183.50		52,521.60	55,785.83	2,454,919.27	.....	2,454,919.27
08J Prescription Drug Consortium	42,947.77		.....	.....	42,947.77	.....	42,947.77
08L "Ski & Ride Washington"	3,238.90		4,015.96	2,844.34	4,410.52	.....	4,410.52
08P State Parks Education and Enhancement	386,237.26		13,327.98	11,807.95	387,757.29	.....	387,757.29
08V Veterans Stewardship	1,299,644.63		55,556.58	119,322.50	1,235,878.71	1,342.48	1,237,221.19
08W "Washington's National Park Fund"	22,474.55		23,468.69	18,608.31	27,334.93	.....	27,334.93
098 Eastern Washington Pheasant Enhancement	317,800.96		68,341.72	27,729.83	358,412.85	0.72	358,413.57
09A We Love Our Pets	11,568.58		4,743.66	4,104.34	12,207.90	.....	12,207.90
09B Boating Safety Education Certification	715,655.44		12,750.00	13,897.04	714,508.40	655.00	715,163.40
09J Washington Coastal Crab Pot Buoy Tag	261,249.52		32,000.00	600.00	292,649.52	.....	292,649.52
09K Life Sciences Discovery	77,349.84		123.74	1,144.00	76,329.58	.....	76,329.58
09L Nursing Resource Center	206,282.04		55,220.00	32,469.25	229,032.79	85.00	229,117.79
10F "Share the Road"	17,058.05		7,861.00	6,715.34	18,203.71	.....	18,203.71
11A Employment Training Finance	219,154.65		19,466.71	19,100.00	219,521.36	.....	219,521.36
11J Electronic Products Recycling	588,859.03		.....	52,061.37	536,797.66	78.63	536,876.29
11P Large On-Site Sewage Systems	.....		.....	.....	.....	.....	.....
11V Veteran Estate Management	31,805.66		30,261.29	19,440.69	42,626.26	930.00	43,556.26
126 Agricultural Local	12,518,685.10		2,395,123.42	8,730,550.13	6,183,258.39	43,248.61	6,226,507.00
128 Grain Inspection Revolving	2,247,719.25		1,743,623.18	1,179,594.27	2,811,748.16	1,973.59	2,813,721.75
12E Assisted Living Facility Management	364,130.03		.....	(6,881.40)	371,011.43	.....	371,011.43
12F Manufactured/Mobile Home Dispute Resol	2,575,422.36		51,744.75	53,815.70	2,573,351.41	.....	2,573,351.41
12G Rockfish Research	385,562.89		7,998.00	40,606.47	352,954.42	3.00	352,957.42
12H Uniformed Service Shared Leave Pool	826,893.87		.....	7,047.22	819,846.65	.....	819,846.65
12N Get Ready For Math & Science Schlarshp	121,850.66		3,035.57	.....	124,886.23	.....	124,886.23
133 Children's Trust	459,080.17		3,050.26	2,669.50	459,460.93	.....	459,460.93
14E Washington State Library Operations	2,696,836.70		519,317.31	444,919.65	2,771,234.36	727.50	2,771,961.86
14W Reduced Cigarette Ignition Propensity	633,192.16		10,435.52	2,438.56	641,189.12	.....	641,189.12
15A Transitional Housing Oper & Rent	0.41		.....	.....	0.41	.....	0.41
15T Broadband Mapping	.....		.....	.....	.....	.....	.....
15V Funeral and Cemetery	625,997.13		16,465.00	77,108.93	565,353.20	422.44	565,775.64
15W Guaranteed Asset Protection Waiver	19,750.00		.....	.....	19,750.00	.....	19,750.00
163 Worker and Community Right to Know	2,793,201.76		76,216.93	192,253.35	2,677,165.34	935.68	2,678,101.02
169 Horse Racing Commission Operating	807,104.17		131,155.78	343,924.69	594,335.26	362.38	594,697.64
16B Landscape Architects' License	352,360.27		14,200.00	51,951.59	314,608.68	1,504.41	316,113.09
16E Spec Forest Products Outreach/Education	65,879.70		4.10	.....	65,883.80	.....	65,883.80

# RECEIPTS AND DISBURSEMENTS FOR TREASURER'S TRUST FUNDS

	October 1, 2019	October 2019		October 31, 2019		
	Beginning Book Balance	Plus Receipts	Less Disbursements	Ending Book Balance	Outstanding Warrants	Ending Cash Balance
<b>SPECIAL REVENUE FUNDS (Continued)</b>						
16G Universal Vaccine Purchase	\$ 8,993,601.18	\$ 5,382,263.00	\$ 6,607,094.57	\$ 7,768,769.61	\$ .....	\$ 7,768,769.61
16H Columbia River Salmon/Steelhead Endorsement	.....	.....	.....	.....	22.50	22.50
16L Accessible Communities	525,226.82	20,840.02	50,536.89	495,529.95	417.12	495,947.07
16N Disabled Veterans Assistance	.....	.....	.....	.....	.....	.....
16T Product Stewardship Programs	265,306.33	.....	12,189.04	253,117.29	41.81	253,159.10
17L Foreclosure Fairness	763,636.44	65,875.00	328,455.96	501,055.48	.....	501,055.48
17M Individual-Based/Portable Background Check Clearance	126,306.07	38,977.00	1,501.86	163,781.21	684.00	164,465.21
17V Volunteer Firefighters	5,616.33	2,741.67	2,541.00	5,817.00	.....	5,817.00
180 Local Government Administrative Hearings	262,497.20	6,657.91	1,290.29	267,864.82	.....	267,864.82
189 Clarke-McNary	.....	.....	.....	.....	.....	.....
18A Investing In Innovation	34,347.09	.....	.....	34,347.09	.....	34,347.09
18E Educator Certification Processing	2,836,089.47	94,520.80	218,176.31	2,712,433.96	2,732.84	2,715,166.80
18M Music Matters Awareness	6,530.98	5,875.34	4,745.99	7,660.33	.....	7,660.33
18N Damage Prevention	145,371.00	3,000.00	.....	148,371.00	.....	148,371.00
18R Seattle Sounders FC	7,236.60	5,203.34	5,149.66	7,290.28	.....	7,290.28
190 Forest Fire Protection Assessment	6,457,334.32	1,659.56	723,084.77	5,735,909.11	3,650.85	5,739,559.96
193 State Forest Nursery Revolving	1,715,322.96	540.51	59,812.89	1,656,050.58	1,107.49	1,657,158.07
195 Energy	214.98	0.32	209,672.33	(209,457.03)	.....	(209,457.03)
197 Statute Law Committee Publications	857,883.85	77,263.13	71,328.76	863,818.22	59.77	863,877.99
198 Access Road Revolving	8,116,219.44	78,970.22	470,046.59	7,725,143.07	51,851.58	7,776,994.65
19B School for the Blind	2,988,363.77	110,332.39	165,736.98	2,932,959.18	96.00	2,933,055.18
19E 4-H Program	277.67	560.00	277.67	560.00	.....	560.00
19F Seattle Seahawks	150,384.51	38,122.37	24,631.25	163,875.63	.....	163,875.63
19H Center for Deaf/Hard of Hearing Youth	570,119.12	53,626.99	.....	623,746.11	.....	623,746.11
19M Seattle University	32,195.33	627.67	.....	32,823.00	.....	32,823.00
19P Child Rescue	31,846.03	238.58	.....	32,084.61	.....	32,084.61
19R Residential Services and Support	75,331.28	.....	(3,700.00)	79,031.28	.....	79,031.28
19W Wolf-Livestock Conflict	321,055.38	.....	600.00	320,455.38	.....	320,455.38
205 Mobile Home Park Relocation	1,962,399.22	130,275.24	22,173.19	2,070,501.27	320.77	2,070,822.04
206 Cost of Supervision	702,523.94	155,768.28	136,422.96	721,869.26	154.01	722,023.27
209 Regional Fisheries Enhancement Group	1,664,073.56	21,000.84	99,792.18	1,585,282.22	6.06	1,585,288.28
20A State Flower	2,538.67	2,102.33	1,943.67	2,697.33	.....	2,697.33
20D CPA Scholarship Transfer	225,000.00	.....	.....	225,000.00	.....	225,000.00
20E WA Internet Crimes Against Children	1,405,783.82	.....	26,759.11	1,379,024.71	.....	1,379,024.71
20G Washington Farmers and Ranchers	1,036.00	364.00	275.33	1,124.67	275.33	1,400.00
20K Licensing & Enforcement System Modernization	(53.99)	.....	121.01	(175.00)	30.99	(144.01)
20P Nursing Facility Quality Enhancement	2,416,736.95	.....	(34,216.92)	2,450,953.87	.....	2,450,953.87
20W Washington Tennis	4,125.34	84.00	.....	4,209.34	.....	4,209.34
210 Fire Protection Contractor License	356,427.04	57,801.56	53,620.50	360,608.10	.....	360,608.10



# RECEIPTS AND DISBURSEMENTS FOR TREASURER'S TRUST FUNDS

	October 1, 2019		October 2019		October 31, 2019		
	Beginning Book Balance		Plus Receipts	Less Disbursements	Ending Book Balance	Outstanding Warrants	Ending Cash Balance
<b>SPECIAL REVENUE FUNDS (Continued)</b>							
213 Veterans' Emblem	\$ 38,753.94	\$	406.00	\$ .....	\$ 39,159.94	\$ .....	\$ 39,159.94
214 Temporary Worker Housing	305,944.45		.....	22,349.35	283,595.10	242.00	283,837.10
219 Air Operating Permit	1,871,585.05		(627,455.56)	122,700.54	1,121,428.95	254.20	1,121,683.15
21A Washington State Wrestling	494.67		560.00	410.67	644.00	.....	644.00
21C Washington Sexual Assault Kit	1,141,807.01		1,690.04	.....	1,143,497.05	.....	1,143,497.05
21F Fred Hutch	457.34		662.67	513.34	606.67	.....	606.67
21G Washington State Aviation	59,042.67		3,504.67	.....	62,547.34	.....	62,547.34
21N NE WA Wolf-Livestock Management	506,198.02		749.66	.....	506,947.68	.....	506,947.68
21Q Forest Health Revolving	14,326,424.40		20,643.37	(633,569.92)	14,980,637.69	162,214.74	15,142,852.43
21U Veteran's In-State Service Shared Leave Pool	83,521.05		.....	.....	83,521.05	.....	83,521.05
21W K-12 Criminal Background Check	146,747.25		450,941.45	24,101.37	573,587.33	43.00	573,630.33
225 Fingerprint Identification	3,657,871.45		881,558.53	921,294.91	3,618,135.07	8,652.56	3,626,787.63
22G Photovoltaic Module Recycling	7,684.64		5,139.90	(0.71)	12,825.25	.....	12,825.25
22H Foster Parent Shared Leave Pool	32,971.03		.....	2,997.00	29,974.03	.....	29,974.03
22K Watershed Restoration Enhancement	240,100.00		11,700.00	.....	251,800.00	.....	251,800.00
22L Public Use General Aviation Airport Loan Revolving	4,979,585.05		.....	21,783.83	4,957,801.22	.....	4,957,801.22
22N Fish and Wildlife Federal Lands Revolving	.....		.....	.....	.....	.....	.....
22P Natural Resources Federal Lands Revolving	483,480.63		976.21	(158,782.06)	643,238.90	.....	643,238.90
22Q Seattle Mariners	17,213.01		1,295.00	.....	18,508.01	.....	18,508.01
23A Student Loan Advocate	.....		.....	.....	.....	.....	.....
23C Department of Licensing Tuition Recovery	40,120.80		2,312.19	450.93	41,982.06	.....	41,982.06
23D Student Achievement Council Tuition Recovery Trust	.....		.....	.....	.....	.....	.....
23K Smoke Detection Device Awareness	.....		.....	.....	.....	.....	.....
23M County Road Administration Board Emergency Loan	1,000,000.00		49.40	.....	1,000,049.40	.....	1,000,049.40
23U Compostable Products Revolving	.....		.....	.....	.....	.....	.....
24C San Juan Islands Programs	.....		3,525.67	.....	3,525.67	.....	3,525.67
24D Seattle Storm	.....		420.00	.....	420.00	.....	420.00
24E Washington State Library-Archives Building	368,169.86		318,449.74	.....	686,619.60	.....	686,619.60
24G Hemp Regulatory	145,645.04		34,692.10	(611.36)	180,948.50	550.00	181,498.50
259 Coastal Crab	105,320.74		860.00	4,966.34	101,214.40	.....	101,214.40
274 Adult Family Home	833,692.91		.....	(7,338.06)	841,030.97	.....	841,030.97
281 Impaired Driving Safety	404,822.53		169,184.10	402,750.00	171,256.63	.....	171,256.63
283 Juvenile Accountability Incentive	305,473.70		333.52	.....	305,807.22	.....	305,807.22
294 Sea Cucumber Dive Fishery	(3,016.23)		.....	.....	(3,016.23)	.....	(3,016.23)
295 Sea Urchin Dive Fishery	(8.23)		.....	.....	(8.23)	.....	(8.23)
297 Pipeline Safety	4,306,389.55		15,442.97	218,204.27	4,103,628.25	884.60	4,104,512.85
298 Geologists'	412,217.64		28,540.00	54,895.68	385,861.96	932.81	386,794.77
300 Financial Services Regulation	16,382,797.53		1,149,520.56	2,943,229.01	14,589,089.08	8,408.67	14,597,497.75
320 Puget Sound Crab Pot Buoy Tag	85,838.27		128.96	649.31	85,317.92	.....	85,317.92

# RECEIPTS AND DISBURSEMENTS FOR TREASURER'S TRUST FUNDS

	October 1, 2019		October 2019		October 31, 2019		
	Beginning Book Balance		Plus Receipts	Less Disbursements	Ending Book Balance	Outstanding Warrants	Ending Cash Balance
<b>SPECIAL REVENUE FUNDS (Continued)</b>							
328 Crim Justice Training Commis Firing Range Maintenance	\$ 161,426.00	\$ .....	\$ .....	\$ .....	\$ 161,426.00	\$ .....	\$ 161,426.00
416 Surplus and Donated Food Commodities Revolving	3,619,397.72		925,924.04	887,393.42	3,657,928.34	.....	3,657,928.34
424 Anti-Trust Revolving	2,468,599.41		12,849.61	854,325.33	1,627,123.69	336.39	1,627,460.08
480 Financial Education Public-Private Partnership	44,222.67		13,000.00	576.52	56,646.15	229.10	56,875.25
485 Horse Racing Owners' Bonus/Breeder Awards	507,967.19		10,980.47	261.76	518,685.90	.....	518,685.90
495 Toll Collection	19,754,117.47		19,267,831.27	20,457,464.53	18,564,484.21	50,600.45	18,615,084.66
496 Educator Conditional Scholarship	5,257,010.28		(465,800.16)	2,631.64	4,788,578.48	.....	4,788,578.48
497 Horse Racing Commission Class C Purse Fund	56,202.34		4,298.32	.....	60,500.66	.....	60,500.66
498 Washington State Council of Fire Fighters Benevolent	14,959.72		11,552.35	9,324.02	17,188.05	.....	17,188.05
499 Law Enforcement Memorial	48,298.41		30,970.32	24,096.35	55,172.38	.....	55,172.38
501 Liquor Revolving	(2,494,477.74)		35,415,212.64	3,620,193.53	29,300,541.37	134,796.49	29,435,337.86
503 Tuition Recovery	4,012,803.77		30,383.46	20,125.28	4,023,061.95	1,889.00	4,024,950.95
515 DNA Data Base	455,087.95		37,066.66	96,258.56	395,896.05	.....	395,896.05
516 Fruit and Vegetable Inspection	12,029,971.32		1,430,356.43	(4,632,857.04)	18,093,184.79	7,722.23	18,100,907.02
536 Federal Food Service Revolving	2,382,918.42		4,774,338.15	4,772,404.19	2,384,852.38	275,526.50	2,660,378.88
553 Performance Audits of Government	5,992,596.70		2,226,304.79	1,747,292.17	6,471,609.32	9,992.04	6,481,601.36
561 Community Technical College Innovation	3,726,956.33		2,279,231.18	1,130,863.33	4,875,324.18	.....	4,875,324.18
687 Rural Rehabilitation	116,981.68		173.24	.....	117,154.92	.....	117,154.92
688 Federal Local Rail Service Assistance	80,824.83		109.04	.....	80,933.87	.....	80,933.87
731 Child Care Facility Revolving	1,528,005.90		4,382.84	.....	1,532,388.74	.....	1,532,388.74
732 Nursing Home Civil Penalties	2,848,620.70		.....	(23,346.44)	2,871,967.14	.....	2,871,967.14
746 Hanford Area Economic Investment	79,213.77		7,155.00	71,712.27	14,656.50	.....	14,656.50
749 Governor's Interagency Committee of State Employed Women	149,900.45		300.00	1,575.34	148,625.11	.....	148,625.11
761 Basic Health Plan Subscription	250,744.09		.....	.....	250,744.09	.....	250,744.09
763 Center for the Improvement of Student Learning	35,600.68		.....	.....	35,600.68	.....	35,600.68
773 Commission on Higher Ed Prof Student Ex Program	51,200.00		.....	.....	51,200.00	.....	51,200.00
774 University of Washington License Plate	391,050.54		30,899.77	.....	421,950.31	.....	421,950.31
776 Washington State University License Plate	53,073.99		67,974.64	53,080.99	67,967.64	.....	67,967.64
778 Western Washington University License Plate	6,132.03		1,628.67	6,636.03	1,124.67	.....	1,124.67
779 Eastern Washington University License Plate	74,982.78		3,936.33	.....	78,919.11	.....	78,919.11
780 School Zone Safety Account	1,386,718.14		26,472.83	16,014.49	1,397,176.48	.....	1,397,176.48
783 Central Washington University License Plate	6,598.66		1,628.66	.....	8,227.32	.....	8,227.32
784 Miscellaneous Transportation Programs	(7,634,270.83)		23,165,012.57	21,427,781.73	(5,897,039.99)	2,990,488.52	(2,906,551.47)
786 The Evergreen State College License Plate	10,424.04		476.00	.....	10,900.04	.....	10,900.04
789 Advanced Environmental Mitigation Revolving	8,769,311.26		4,796.64	.....	8,774,107.90	.....	8,774,107.90
816 Stadium and Exhibition Center	76,854,837.38		5,650,561.68	.....	82,505,399.06	.....	82,505,399.06
821 Impaired Physician	316,335.27		153,230.00	147,636.22	321,929.05	.....	321,929.05
823 Livestock Nutrient Management	29,856.14		1,000.00	.....	30,856.14	.....	30,856.14
833 Developmental Disabilities Endowment Trust	2,420,453.43		433,113.73	181,669.20	2,671,897.96	.....	2,671,897.96

# RECEIPTS AND DISBURSEMENTS FOR TREASURER'S TRUST FUNDS

	October 1, 2019	October 2019		October 31, 2019		
	Beginning Book Balance	Plus Receipts	Less Disbursements	Ending Book Balance	Outstanding Warrants	Ending Cash Balance
<b>SPECIAL REVENUE FUNDS (Continued)</b>						
834 Capitol Furnishings Preservation Committee	\$ 22,136.40	\$ 29.00	\$ .....	\$ 22,165.40	\$ .....	\$ 22,165.40
878 Federal Forest Revolving	5,713.46	8.46	.....	5,721.92	.....	5,721.92
880 Advance Right-of-Way Revolving	26,623,887.09	405,077.88	.....	27,028,964.97	.....	27,028,964.97
884 Gambling Revolving	9,511,640.63	1,654,760.88	1,342,726.40	9,823,675.11	29,738.86	9,853,413.97
885 Plumbing Certificate	1,205,440.81	84,136.86	84,524.90	1,205,052.77	46.31	1,205,099.08
892 Pressure Systems Safety	\$615,827.03	199,736.21	219,392.35	596,170.89	605.63	596,776.52
<b>TOTAL SPECIAL REVENUE FUNDS</b>	<b>\$ 332,261,737.79</b>	<b>\$ 113,056,709.22</b>	<b>\$ 76,801,919.99</b>	<b>\$ 368,516,527.02</b>	<b>\$ 3,834,667.23</b>	<b>\$ 372,351,194.25</b>
<b>CAPITAL PROJECTS FUNDS</b>						
366 Watershed Restoration Enhancement Bond	\$ 4,660,757.90	\$ .....	\$ 565,535.10	\$ 4,095,222.80	\$ .....	\$ 4,095,222.80
377 Watershed Restoration Enhancement Taxable Bond	.....	.....	.....	.....	.....	.....
<b>TOTAL CAPITAL PROJECTS FUNDS</b>	<b>\$ 4,660,757.90</b>	<b>\$ .....</b>	<b>\$ 565,535.10</b>	<b>\$ 4,095,222.80</b>	<b>\$ .....</b>	<b>\$ 4,095,222.80</b>
<b>PERMANENT FUNDS</b>						
842 American Indian Scholarship Endowment	\$ 304,182.85	\$ 451.33	\$ 1,641.00	\$ 302,993.18	\$ .....	\$ 302,993.18
852 Foster Care Scholarship Endowment	\$3,786.90	5.61	.....	3,792.51	.....	3,792.51
<b>TOTAL PERMANENT FUNDS</b>	<b>\$ 307,969.75</b>	<b>\$ 456.94</b>	<b>\$ 1,641.00</b>	<b>\$ 306,785.69</b>	<b>\$ .....</b>	<b>\$ 306,785.69</b>
<b>ENTERPRISE FUNDS</b>						
22E Family and Medical Leave Enforcement	\$ 397,818.06	\$ 42.99	\$ .....	\$ 397,861.05	\$ .....	\$ 397,861.05
22F Family and Medical Leave Insurance	209,822,907.15	50,402,557.66	3,762,426.90	256,463,037.91	23,603.37	256,486,641.28
413 Municipal Revolving	1,459,610.65	3,358,182.35	2,817,745.01	2,000,047.99	13,427.19	2,013,475.18
442 Legislative Gift Center	105,961.52	12,561.26	11,259.50	107,263.28	.....	107,263.28
445 Self-Insured Emplr Overpymt Reimb	212,405.71	1,422.01	.....	213,827.72	.....	213,827.72
446 Industrial Insurance Rainy Day Fund	.....	.....	.....	.....	.....	.....
449 Certificates of Participation and Other Financing - Local	204,197.16	11,507,243.22	11,475,167.60	236,272.78	.....	236,272.78
456 Separately Managed State Treasurer's Service	64,936.14	3,119.71	2,424.46	65,631.39	.....	65,631.39
463 Washington College Savings Program	(432,122.19)	99,772.89	57,404.37	(389,753.67)	2,143.75	(387,609.92)
470 Imaging	145,003.36	21,807.58	36,978.45	129,832.49	.....	129,832.49
477 Lottery Investment	.....	.....	.....	.....	.....	.....
543 Judicial Information Systems	7,439,216.03	1,775,679.62	2,071,684.74	7,143,210.91	11,609.65	7,154,820.56
544 Pollution Liability Insurance Program Trust	33,356,734.77	5,869.24	1,705,788.11	31,656,815.90	.....	31,656,815.90
545 Heating Oil Pollution Liability Trust	1,530,866.91	50,206.40	62,937.49	1,518,135.82	79.00	1,518,214.82
788 Advanced College Tuition Payment Program	\$4,891,604.54	13,158,876.08	8,286,448.56	9,764,032.06	1,233,475.38	10,997,507.44
<b>TOTAL ENTERPRISE FUNDS</b>	<b>\$ 259,199,139.81</b>	<b>\$ 80,397,341.01</b>	<b>\$ 30,290,265.19</b>	<b>\$ 309,306,215.63</b>	<b>\$ 1,284,338.34</b>	<b>\$ 310,590,553.97</b>
<b>INTERNAL SERVICE FUNDS</b>						
12V PEBB Medical Benefits Admin	\$ .....	\$ .....	\$ .....	\$ .....	\$ .....	\$ .....
411 Natural Resources Equipment	9,598,629.48	1,503.44	(393,790.14)	9,993,923.06	44,417.52	10,038,340.58
421 Education Technology Revolving	11,424,063.61	309,055.11	1,112,998.54	10,620,120.18	160,157.29	10,780,277.47

# RECEIPTS AND DISBURSEMENTS FOR TREASURER'S TRUST FUNDS

	October 1, 2019	October 2019		October 31, 2019		
	Beginning Book Balance	Plus Receipts	Less Disbursements	Ending Book Balance	Outstanding Warrants	Ending Cash Balance
<b>INTERNAL SERVICE FUNDS (Continued)</b>						
422 General Administration Services	\$ 27,438,048.12	\$ 30,117,197.57	\$ 16,781,671.10	\$ 40,773,574.59	\$ 150,994.94	\$ 40,924,569.53
436 OFM Labor Relations Service	1,852,738.38	726,667.46	298,507.79	2,280,898.05	.....	2,280,898.05
438 Uniform Dental Plan Benefits Administration	533,499.33	531,225.00	522,899.20	541,825.13	.....	541,825.13
439 Uniform Medical Plan Benefits Administration	5,827,443.23	3,594,495.00	4,762,228.02	4,659,710.21	.....	4,659,710.21
444 Fish & Wildlife Equipment	737,921.21	91,200.09	74,676.89	754,444.41	.....	754,444.41
453 Minority and Women's Business Enterprises	801,382.20	254,745.00	263,033.14	793,094.06	2,050.52	795,144.58
458 Consolidated Technology Services Revolving	14,402,104.75	12,031,780.98	8,415,774.11	18,018,111.62	45,364.85	18,063,476.47
461 Shared Information Technology System Revolving	.....	.....	.....	.....	.....	.....
466 Statewide Info Tech System Development Revolving	1,812,116.05	1,388,098.38	89,843.69	3,110,370.74	1,276.37	3,111,647.11
471 State Patrol Nonappropriated Airplane Revolving	171,193.24	.....	33,172.87	138,020.37	400.40	138,420.77
472 Statewide Info Tech System Maintenance & Operations Revolving	14,151,572.02	7,834,495.96	2,268,041.54	19,718,026.44	128,854.00	19,846,880.44
546 Risk Management	(354,104.61)	3,045,456.54	2,378,533.82	312,818.11	.....	312,818.11
547 Liability	(61,795,298.84)	804,885.30	6,184,365.33	(67,174,778.87)	388,339.89	(66,786,438.98)
721 Public Employees' and Retirees' Insurance	178,527,039.00	186,304,903.81	208,740,053.22	156,091,889.59	2,268,328.65	158,360,218.24
730 Public Employees' and Retirees' Insurance Reserve	175,136,073.33	259,378.80	.....	175,395,452.13	.....	175,395,452.13
739 Certificates of Participation and Other Financing - State	\$1,167,711.28	97,269,750.58	97,835,182.72	602,279.14	5,500.00	607,779.14
<b>TOTAL INTERNAL SERVICE FUNDS</b>	<b>\$ 381,432,131.78</b>	<b>\$ 344,564,839.02</b>	<b>\$ 349,367,191.84</b>	<b>\$ 376,629,778.96</b>	<b>\$ 3,195,684.43</b>	<b>\$ 379,825,463.39</b>
<b>PRIVATE PURPOSE FUNDS</b>						
196 Unclaimed Personal Property	\$ (3,500,107.83)	\$ 8,199,370.09	\$ 3,819,655.77	\$ 879,606.49	\$ 3,132,093.38	\$ 4,011,699.87
738 Department of Social and Health Services Trust	53,654.52	.....	.....	53,654.52	.....	53,654.52
799 WA Achieving a Better Life Experience Program	.....	.....	.....	.....	.....	.....
<b>TOTAL PRIVATE PURPOSE FUNDS</b>	<b>\$ -3,446,453.31</b>	<b>\$ 8,199,370.09</b>	<b>\$ 3,819,655.77</b>	<b>\$ 933,261.01</b>	<b>\$ 3,132,093.38</b>	<b>\$ 4,065,354.39</b>
<b>PENSION TRUST FUNDS</b>						
838 LEOFF Retirement System Benefits Improvement	\$ 0.18	\$ .....	\$ .....	\$ 0.18	\$ .....	\$ 0.18
<b>TOTAL PENSION TRUST FUNDS</b>	<b>\$ 0.18</b>	<b>\$ .....</b>	<b>\$ .....</b>	<b>\$ 0.18</b>	<b>\$ .....</b>	<b>\$ 0.18</b>
<b>AGENCY FUNDS</b>						
165 Salary Reduction	\$ 4,238,014.79	\$ 3,057,880.89	\$ 2,328,090.65	\$ 4,967,805.03	\$ .....	\$ 4,967,805.03
16C Real Estate/Property Tax Admin Assistance	56,647.50	65,792.50	56,647.50	65,792.50	.....	65,792.50
17A County Enhanced 911 Excise Tax	6,297,781.15	.....	50,661.80	6,247,119.35	.....	6,247,119.35
525 Washington State Combined Fund Drive	1,060,655.98	416,679.20	(1,226.92)	1,478,562.10	8,458.32	1,487,020.42
660 Natural Resources Deposit	17,592,175.03	33,991,579.29	31,986,235.78	19,597,518.54	228,971.01	19,826,489.55
734 Centennial Document Preservation and Modernization	867,495.71	298,945.07	.....	1,166,440.78	.....	1,166,440.78
737 High Occupancy Vehicle	.....	.....	.....	.....	.....	.....
757 Maritime Historic Restoration and Preservation	3,735.30	79.50	.....	3,814.80	.....	3,814.80
797 Local Tourism Promotion	1,439,901.39	.....	77,183.53	1,362,717.86	.....	1,362,717.86

# RECEIPTS AND DISBURSEMENTS FOR TREASURER'S TRUST FUNDS

	October 1, 2019	October 2019		October 31, 2019		
	Beginning Book Balance	Plus Receipts	Less Disbursements	Ending Book Balance	Outstanding Warrants	Ending Cash Balance
<b>AGENCY FUNDS (Continued)</b>						
802 School Employees Salary Reduction	\$ .....	\$ .....	\$ .....	\$ .....	\$ .....	\$ .....
<b>TOTAL AGENCY FUNDS</b>	\$ 31,556,406.85	\$ 37,830,956.45	\$ 34,497,592.34	\$ 34,889,770.96	\$ 237,429.33	\$ 35,127,200.29
<b>TOTAL TREASURER'S TRUST FUNDS</b>	\$ \$1,137,233,005.96	\$ 620,127,199.80	\$ 556,540,442.64	\$ 1,200,819,763.12	\$ 12,332,345.20	\$ 1,213,152,108.32

# INVESTMENT STATEMENT

## INVESTMENT STATEMENT

Fund / Account	October 1, 2019	Purchased	Maturities & Sales	Amortization	October 31, 2019
<b>Treasury &amp; Treasurer's Trust</b>					
Investments (trade date basis)	\$ 6,794,063,948.14	\$ 3,052,648,627.03	\$ 2,711,332,981.57	\$ 1,408,498.24	\$ 7,136,788,091.84
Reverse Repurchase Agreements	.....	.....	.....	.....	.....
Purchased Accrued Interest	1,991,910.75	852,073.54	76,742.25	.....	2,767,242.04
<b>Total Treasury &amp; Treasurer's Trust</b>	<b>\$ 6,796,055,858.89</b>	<b>\$ 3,053,500,700.57</b>	<b>\$ 2,711,409,723.82</b>	<b>\$ 1,408,498.24</b>	<b>\$ 7,139,555,333.88</b>
<b>Local Government Investment Pool</b>					
Investments (trade date basis)	\$ 16,514,118,030.70	\$ 41,904,050,937.76	\$ 39,701,897,471.83	\$ 14,854,537.37	\$ 18,731,126,034.00
Reverse Repurchase Agreements	.....	.....	.....	.....	.....
Purchased Accrued Interest	384,982.64	.....	.....	.....	384,982.64
<b>Total Local Government Investment Pool</b>	<b>\$ 16,514,503,013.34</b>	<b>\$ 41,904,050,937.76</b>	<b>\$ 39,701,897,471.83</b>	<b>\$ 14,854,537.37</b>	<b>\$ 18,731,511,016.64</b>
<b>Separately Managed Accounts</b>					
Investments (trade date basis)	\$ 205,967,869.13	\$ 10,195,065.74	\$ 10,065,118.67	\$ 71,125.40	\$ 206,168,941.60
Purchased Accrued Interest	72,699.34	15,796.70	.....	.....	88,496.04
<b>Total Separately Managed Accounts</b>	<b>\$ 206,040,568.47</b>	<b>\$ 10,210,862.44</b>	<b>\$ 10,065,118.67</b>	<b>\$ 71,125.40</b>	<b>\$ 206,257,437.64</b>
<b>Total All Accounts</b>	<b>\$ 23,516,599,440.70</b>	<b>\$ 44,967,762,500.77</b>	<b>\$ 42,423,372,314.32</b>	<b>\$ 16,334,161.01</b>	<b>\$ 26,077,323,788.16</b>

# INVESTMENT INTEREST INCOME AND CAPITAL GAINS

## INVESTMENT INTEREST INCOME AND CAPITAL GAINS CURRENT MONTH AND FISCAL YEAR TO DATE COMPARISON

Fund / Account	October 2019	October 2018	Fiscal Year 2020	Fiscal Year 2019
<b>Treasury &amp; Treasurer's Trust</b>				
Cash	\$ 9,000,774.92	\$ 12,276,095.32	\$ 51,794,454.42	\$ 45,272,080.58
Custody Bank Fees	(5,136.34)	(3,398.77)	(20,195.79)	(14,198.61)
Other Bank Fees	(14,198.47)	(15,790.63)	(45,123.84)	(42,023.77)
Amortization	1,408,498.24	1,210,530.90	6,306,168.49	4,128,117.07
Accrued Interest	1,235,345.64	(835,882.71)	(8,478,070.76)	(1,092,040.22)
Gains and Losses	192,845.49	(522.82)	478,265.06	76,309.76
<b>Total Treasury &amp; Treasurer's Trust</b>	<b>\$ 11,818,129.48</b>	<b>\$ 12,631,031.29</b>	<b>\$ 50,035,497.58</b>	<b>\$ 48,328,244.81</b>
<b>Local Government Investment Pool</b>				
Cash	\$ 13,888,496.67	\$ 15,610,258.49	\$ 63,866,494.61	\$ 52,923,410.22
Amortization	14,854,537.37	12,977,636.60	59,537,813.35	51,559,364.65
Accrued Interest	(880,049.83)	174,168.66	(4,893,625.19)	1,840,079.75
Gains and Losses	679,803.18	.....	1,981,589.34	238,312.50
<b>Total Local Government Investment Pool</b>	<b>\$ 28,542,787.39</b>	<b>\$ 28,762,063.75</b>	<b>\$ 120,492,272.11</b>	<b>\$ 106,561,167.12</b>
<b>Separately Managed Accounts</b>				
Cash	\$ 145,743.77	\$ 134,619.92	\$ 1,535,742.27	\$ 778,586.97
Amortization	71,125.40	132,204.79	297,257.31	455,906.59
Accrued Interest	221,445.51	165,191.73	(57,003.81)	355,417.58
Gains and Losses	.....	(3,674.98)	.....	(2,981.65)
<b>Total Separately Managed Accounts</b>	<b>\$ 438,314.68</b>	<b>\$ 428,341.46</b>	<b>\$ 1,775,995.77</b>	<b>\$ 1,586,929.49</b>
<b>Total All Accounts</b>	<b>\$ 40,799,231.55</b>	<b>\$ 41,821,436.50</b>	<b>\$ 172,303,765.46</b>	<b>\$ 156,476,341.42</b>

DUANE A. DAVIDSON  
STATE TREASURER  
PO BOX 40200  
OLYMPIA WA 98504-0200

---

