



Washington State Treasurer's Monthly Report

October 2020



DUANE A. DAVIDSON
State Treasurer

In accordance with the Americans with Disabilities Act, this publication will be made available in alternate formats upon request to the Office of the State Treasurer, Legislative Building, 2nd Floor, Olympia, Washington 98504-0200, telephone (360) 902-9000, fax (360) 902-9037 or TTY Users Call: 7-1-1. Web Site: <http://tre.wa.gov>.

TABLE OF CONTENTS

	<i>Page</i>
State Treasurer’s Letter	1
General Fund	2
Treasury, Treasurer’s Trust and Local Government Investment Pool Flow Chart	3
Treasury & Treasurer’s Trust, Treasury and Treasurer’s Trust Charts	4
General Fund and Local Government Investment Pool Charts	5
Receipts and Disbursements for the State Treasury	6
Receipts and Disbursements for Trust Funds	17
Investment Statement	26
Investment Interest Income and Capital Gains	27



DUANE A. DAVIDSON,
State Treasurer

**State of Washington
Office of the Treasurer**

Legislative Building
P.O. Box 40200
Olympia, Washington 98504-0200

(360) 902-9000 • TTY 7-1-1
Home Page <http://tre.wa.gov>



Fellow Washingtonians,

I am pleased to report on the operations of the Office of the State Treasurer for the month of October 2020. At the close of the month, the Treasury & Treasurer's Trust book balance was \$8.1 billion with investment earnings distributed for the month of \$8.4 million.

Sincerely,

DocuSigned by:

1E9BA0FBC299465...

Duane A. Davidson
Washington State Treasurer

GENERAL FUND

GENERAL FUND CURRENT MONTH AND FISCAL YEAR TO DATE COMPARISON

(In Millions)

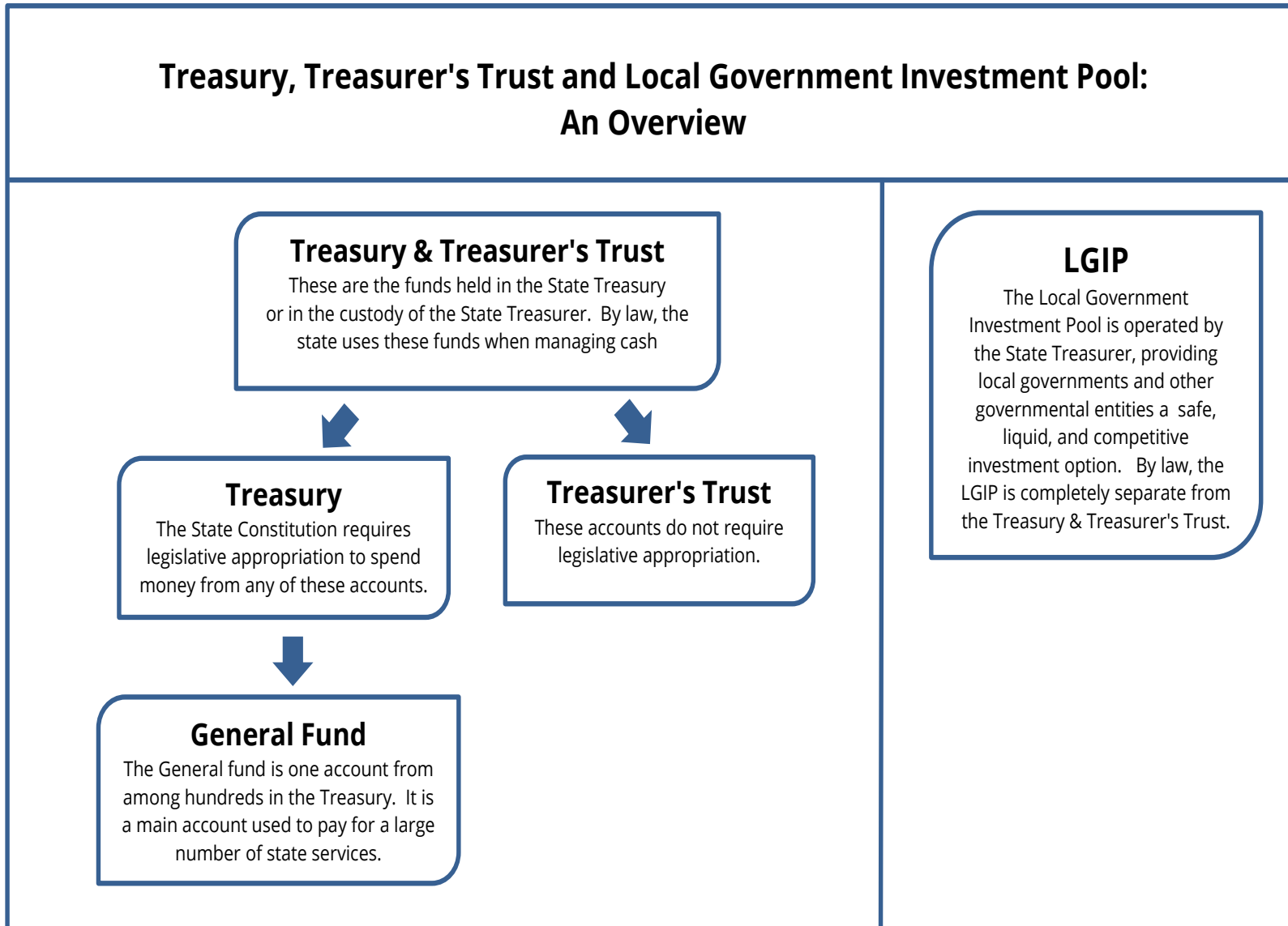
	Month of October		Fiscal Year to Date	
	2020	2019	2021	2020
Beginning Book Balance	\$ (582.957)	\$ (1,781.756)	\$ 2,427.397	\$ 1,010.867
Cash Revenue	4,266.288	3,006.527	12,741.346	10,501.723
Other Cash Receipts	225.820	132.363	1,258.649	1,638.287
Total Cash Receipts	4,492.108	3,138.890	13,999.995	12,140.010
Total Cash Disbursements	4,273.412	2,864.946	16,791.653	14,658.689
Ending Book Balance	\$ (364.261)	\$ (1,507.812)	\$ (364.261)	\$ (1,507.812)
Cash Revenue				
Bond Retirement & Interest	\$ 0.000	\$ 0.000	\$ (0.266)	\$ (0.262)
Secretary of State	4.173	3.173	13.730	12.496
Department of Revenue:				
Retail Sales Tax	1,149.793	1,002.162	4,055.108	4,005.499
Business & Occupation Tax	451.690	379.963	1,565.380	1,477.015
Compensating Tax	74.094	62.715	278.187	243.661
Cigarette Tax	23.060	34.312	116.477	101.059
Public Utility Tax	30.828	28.471	128.216	124.566
Various Other Revenue	163.754	161.759	275.829	233.378
Insurance Commission	2.526	2.339	168.233	156.788
Liquor and Cannabis Board	2.615	2.590	47.502	31.863
Department of Licensing:				
Excise Tax – Other	0.016	0.020	0.065	0.082
Various Other Revenue	0.370	0.230	6.907	5.875
Department of Social & Health Services	(12.677)	(14.795)	(12.387)	18.984
Universities & Colleges	0.002	0.472	0.002	0.386
Treasurer's Transfers	(17.624)	(16.883)	(59.330)	(76.483)
Counties:				
Property Tax	85.717	65.454	334.225	112.670
Real Estate Excise Tax	139.298	109.720	537.099	447.599
Various Other Revenue	3.366	4.164	13.439	16.709
Federal Grants-In-Aid (All Agencies)	1,998.954	1,102.765	4,907.674	3,399.158
Revenues Distributed to Local Governments	(0.329)	(0.315)	(37.036)	(37.310)
Other Agencies' Cash Revenue	166.662	78.211	377.518	277.990
Total Cash Revenue	\$ 4,266.288	\$ 3,006.527	\$ 12,741.346	\$ 10,501.723

Source: Agency Financial Reporting System (AFRS).

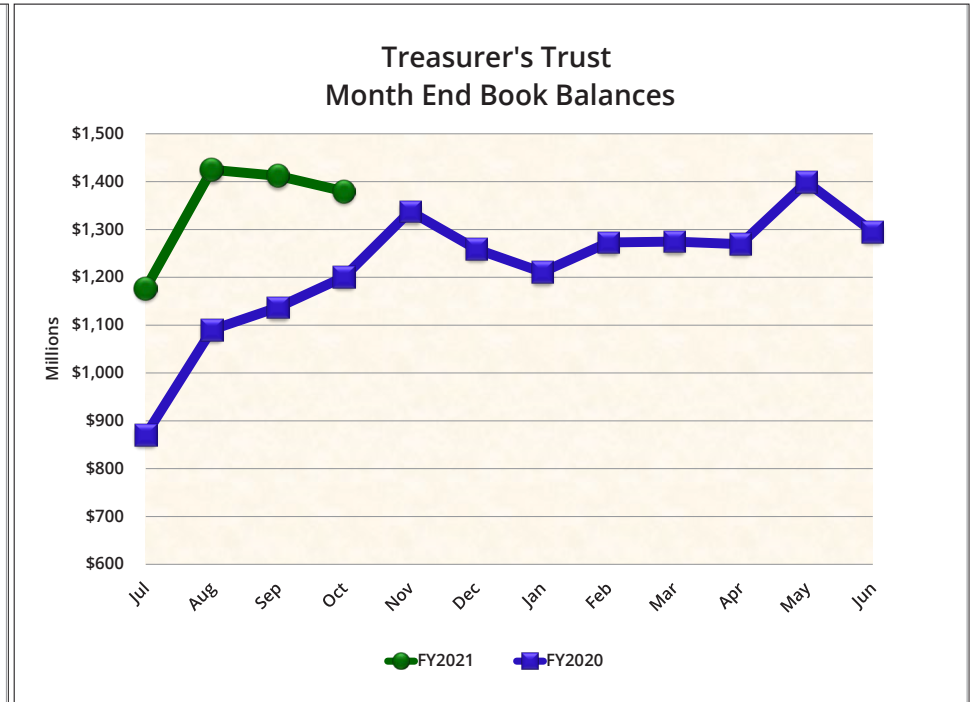
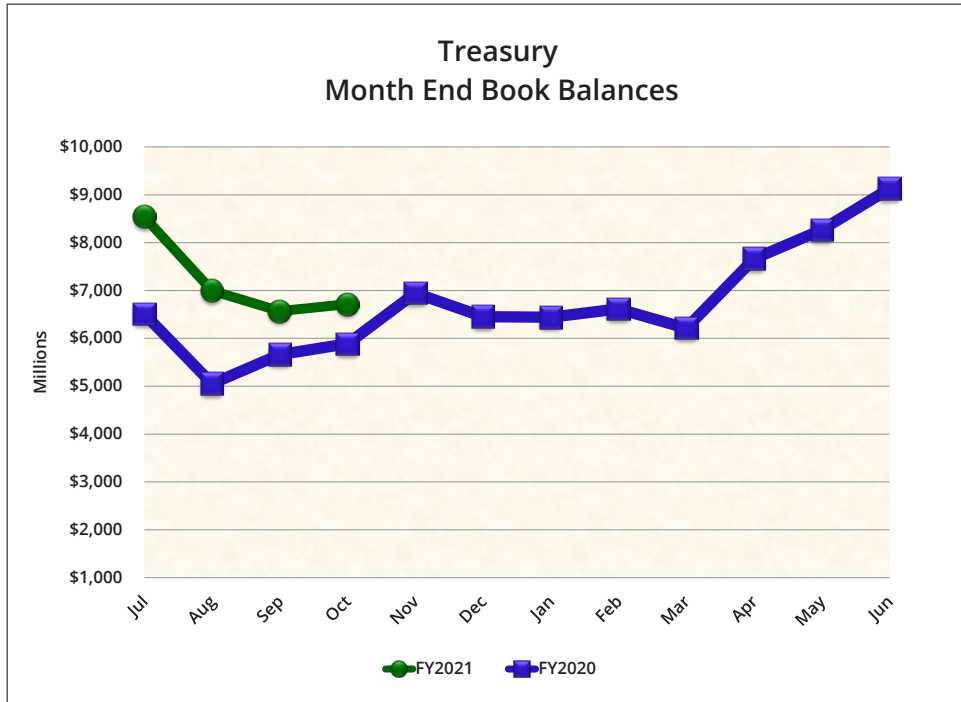
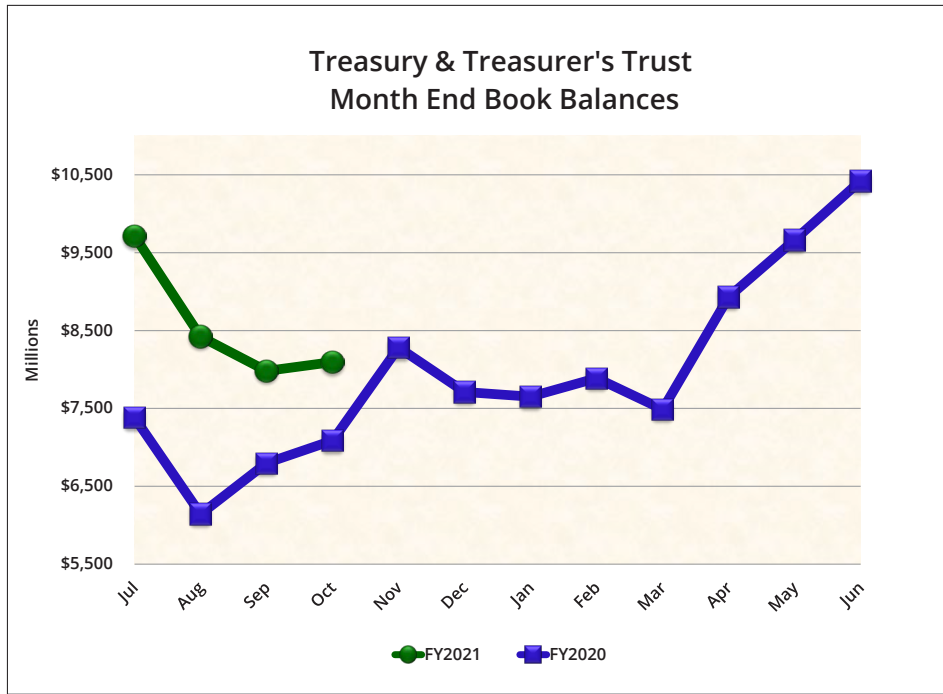
TREASURY, TREASURER'S TRUST AND LGIP FLOW CHART

The State Treasurer is charged with the cash management of public funds, which includes two categories of state funds and accounts: (1) funds and accounts located in the state treasury, which are subject to legislative appropriation; and (2) Treasurer's trust funds, which are accounts placed in the custody of the State Treasurer, and not typically subject to legislative appropriation. Funds within these accounts are comingled for investment and cash management purposes.

This flow chart describes the structure of the Treasury and Treasurer's Trust Accounts. Month end balances of these accounts are shown on pages 4 and 5.

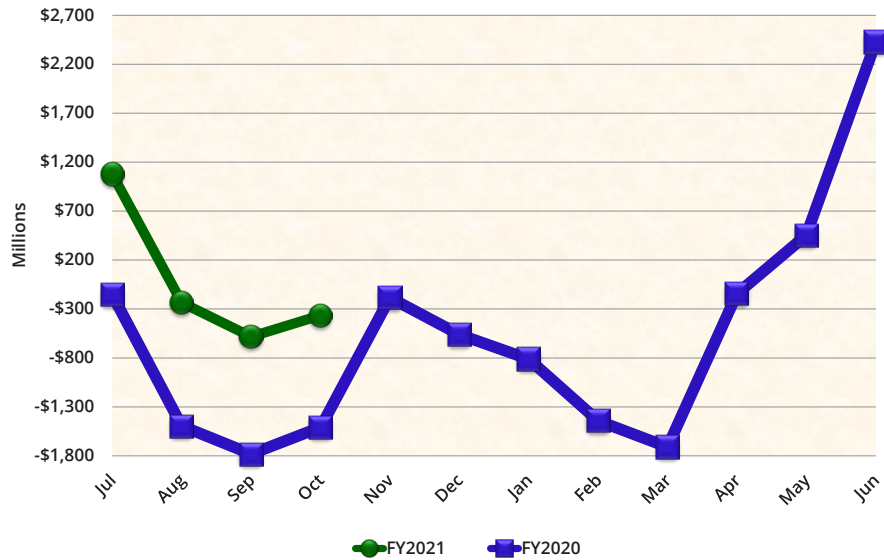


TREASURY & TREASURER'S TRUST AND TREASURY AND TREASURER'S TRUST CHART

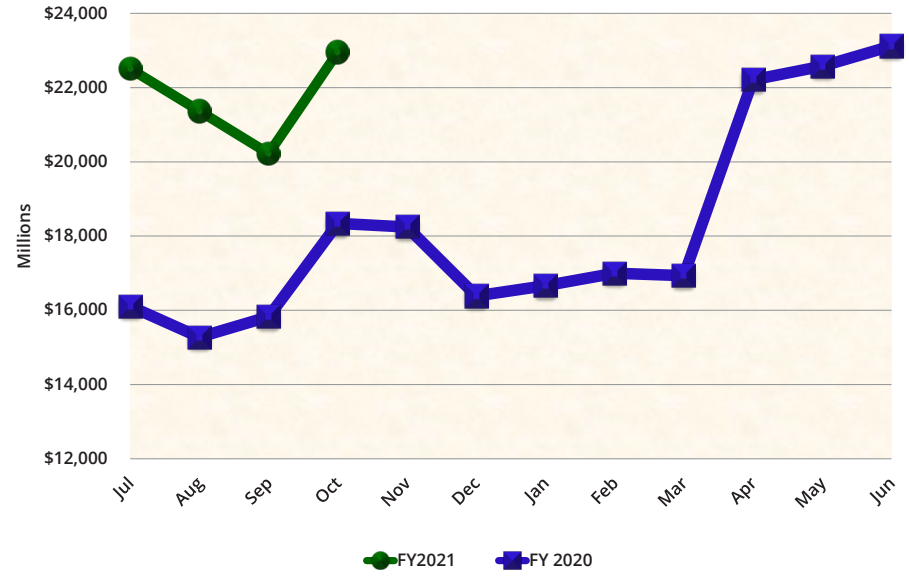


GENERAL FUND AND LOCAL GOVERNMENT INVESTMENT POOL CHARTS

General Fund Month End Book Balances

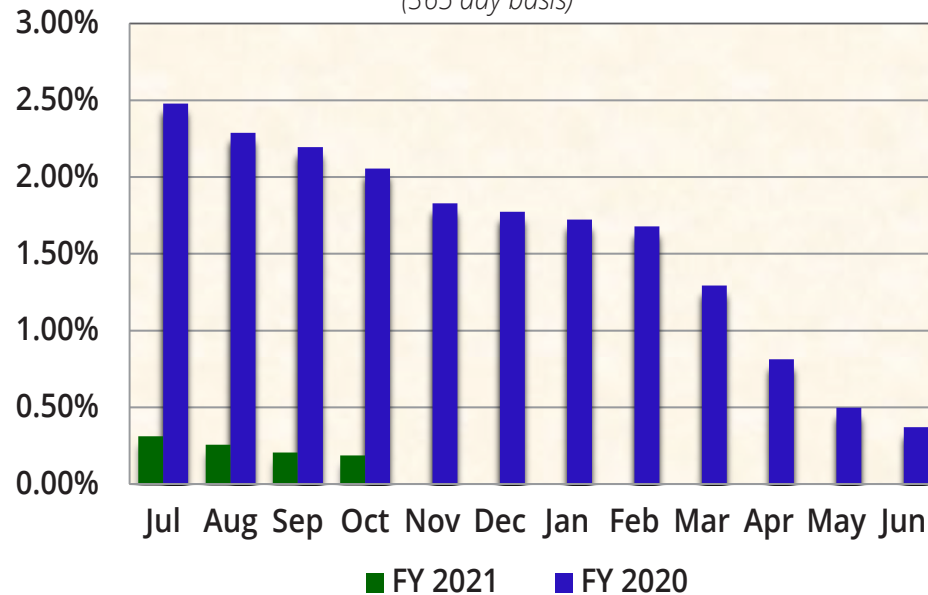


Local Government Investment Pool Month End Book Balances



LGIP Net Yield

(365 day basis)



RECEIPTS AND DISBURSEMENTS FOR TREASURY FUNDS

	October 1, 2020	October 2020		October 31, 2020		
	Beginning Book Balance	Plus Receipts	Less Disbursements	Ending Book Balance	Outstanding Warrants	Ending Cash Balance
GENERAL FUND						
001 General	\$ (582,957,387.30)	\$ 4,492,108,403.27	\$ 4,273,411,794.49	\$ (364,260,778.52)	\$ 64,318,556.08	\$ (299,942,222.44)
018 Millersylvania Park Current	5,210.50	5,210.50	5,210.50
01E Geothermal	58,950.89	(1,946.54)	(8,435.00)	65,439.35	65,439.35
01N Institutional Impact	19,144.72	19,144.72	19,144.72
02P Flood Control Assistance	2,941,429.73	(1,363.94)	244,340.83	2,695,724.96	360.61	2,696,085.57
031 State Investment Board Expense	6,016,491.19	2,109,655.67	2,270,950.48	5,855,196.38	82,275.00	5,937,471.38
032 State Emergency Water Projects Revolving	221,616.92	221,616.92	221,616.92
03A Excess Earnings
03L County Criminal Justice Assistance	2,403,918.48	13,653,242.59	13,303,043.56	2,754,117.51	1,770.99	2,755,888.50
03M Municipal Criminal Justice Assistance	423,533.82	5,416,775.62	5,288,586.66	551,722.78	787.09	552,509.87
04L Public Health Services	6.61	0.01	6.62	6.62
051 State and Local Improvements Revolving	26,744.33	26,744.33	26,744.33
055 State & Local Improve Revolving (Waste Disp Facilities, 1980)	2,639.01	2,639.01	2,639.01
05C Criminal Justice Treatment	1,267,733.78	2,674,996.25	996,648.08	2,946,081.95	2,946,081.95
05M Tourism Development and Promotion
070 Outdoor Recreation	(73,279.65)	1,175,452.98	1,117,537.71	(15,364.38)	(15,364.38)
072 State & Local Improve Revolving (Water Supply Facilities)	792,037.12	792,037.12	792,037.12
09C Farm and Forest	1,205,452.82	409,742.24	795,710.58	795,710.58
09G Riparian Protection
09R Economic Development Strategic Reserve	1,712,932.14	1,135,344.51	1,057,640.29	1,790,636.36	1,790,636.36
10K Veterans Innovation Program	50,971.54	3,500.00	47,471.54	47,471.54
10P Columbia River Basin Water Supply Development	5,932,710.83	4,962.84	39,581.73	5,898,091.94	155.72	5,898,247.66
10T Hood Canal Aquatic Rehabilitation Bond
11F Reinvesting in Youth	5.98	5.98	5.98
11N Heritage Barn Preservation
11W Water Quality Capital	34,227.10	34,227.10	34,227.10
125 Site Closure	34,431,107.96	34,772.81	5,292.23	34,460,588.54	34,460,588.54
12J Boating Activities
12K Puget Sound Scientific Research
12R Independent Youth Housing
12W Veterans Conservation Corps
14B Budget Stabilization	1,699,004,583.84	1,374,499.70	1,700,379,083.54	1,700,379,083.54
14C Puget Sound Recovery
14H Community Preservation & Development Authority	1,508,750.00	1,508,750.00	1,508,750.00
14L Streamlined Sales & Use Tax Mitigation	3,185,323.04	3,185,323.04	3,185,323.04
15C WA Community Tech Opportunity
15J Building Communities
15K Columbia River Water Delivery	16,173.66	16,173.66	16,173.66
15R Evergreen Job Training

RECEIPTS AND DISBURSEMENTS FOR TREASURY FUNDS

	October 1, 2020	October 2020		October 31, 2020		
	Beginning Book Balance	Plus Receipts	Less Disbursements	Ending Book Balance	Outstanding Warrants	Ending Cash Balance
GENERAL FUND (Continued)						
16V Water Rights Processing	\$ 81,187.33	\$ 100.00	\$	\$ 81,287.33	\$	\$ 81,287.33
177 Judicial Retirement Administrative
17C Opportunity Express Account	62,171.42	62,171.42	62,171.42
17E State Efficiency and Restructuring
17F Washington Opportunity Pathways	59,262,577.67	16,045,771.84	12,682,452.25	62,625,897.26	62,625,897.26
17K Basic Health Plan Stabilization
18H Opportunity Expansion	326.64	326.64	326.64
19K Yakima Integrated Plan Implementation
19L Charter Schools Oversight	496,748.60	86,940.98	109,409.32	474,280.26	474,280.26
19N Diesel Idle Reduction
20C Yakima Integrated Plan Implementation Taxable Bond
20F Invest in Washington
21B Chehalis Basin	134.10	134.10	134.10
21D Dairy Nutrient Infrastructure
21P Sexual Assault Prevention and Response
21R DCYF Contracted Services Performance Improvement
22C Early Learning Facilities Revolving	(26,969.70)	351,205.77	347,593.85	(23,357.78)	105.02	(23,252.76)
22D Early Learning Facilities Development	(314,280.00)	314,280.00
22T Statewide Tourism Marketing	5,142,924.58	158,861.07	13,079.64	5,288,706.01	5,288,706.01
23H Defense Community Compatibility
23J Statewide Broadband	21,250,314.81	17,204.74	50,676.09	21,216,843.46	159.15	21,217,002.61
244 Habitat Conservation	(39,084.48)	353,806.14	378,704.83	(63,983.17)	(63,983.17)
24H Career Connected Learning
24M Climate Resiliency
24U Sustainable Farms and Fields
253 Education Construction	22,192.21	17.95	22,210.16	22,210.16
291 Education Savings
355 State Taxable Building Construction	71,961,522.20	(351,217.35)	5,488,591.74	66,121,713.11	198,839.93	66,320,553.04
359 School Constr & Skill Ctrs Bldg	1,038,858.83	168,127.60	870,731.23	870,731.23
488 Special Personnel Litigation Revolving
489 Pension Funding Stabilization	232,516,476.56	192,231.55	23,325,258.50	209,383,449.61	209,383,449.61
548 LEOFF System Plan 2 Expense	137,222.88	127,486.16	121,349.74	143,359.30	41.40	143,400.70
563 Columbia River Crossing Project
702 Dedicated McCleary Penalty
828 Tobacco Prevention and Control	1,149,106.88	941.23	13,256.00	1,136,792.11	1,136,792.11
830 Agricultural College Trust Management	\$361,627.75	46,343.05	315,284.70	205.50	315,490.20
TOTAL GENERAL FUND	\$ 1,571,333,953.24	\$ 4,536,982,559.95	\$ 4,340,885,065.91	\$ 1,767,431,447.28	\$ 64,603,256.49	\$ 1,832,034,703.77

RECEIPTS AND DISBURSEMENTS FOR TREASURY FUNDS

	October 1, 2020		October 2020		October 31, 2020		
	Beginning Book Balance		Plus Receipts	Less Disbursements	Ending Book Balance	Outstanding Warrants	Ending Cash Balance
SPECIAL REVENUE FUNDS							
002 Hospital Data Collection	\$ 149,190.34	\$	448.13	\$ (3,256.00)	\$ 152,894.47	\$	\$ 152,894.47
003 Architects' License	830,536.00		55,890.88	47,658.32	838,768.56	495.50	839,264.06
007 Winter Recreational Program	1,582,792.20		5,508.29	35,847.61	1,552,452.88	264.00	1,552,716.88
014 Forest Development	15,716,957.67		3,104.19	(1,529,852.24)	17,249,914.10	2,444.37	17,252,358.47
01B ORV & Non-Highway Vehicle Account	1,392,416.24		407,477.51	204,838.81	1,595,054.94	791.20	1,595,846.14
01M Snowmobile	3,005,025.02		317,538.69	26,496.44	3,296,067.27	3,296,067.27
024 Professional Engineers'	2,058,417.14		150,541.00	118,081.22	2,090,876.92	14,883.87	2,105,760.79
025 Pilotage	(451,249.75)		87,369.71	95,512.52	(459,392.56)	(459,392.56)
026 Real Estate Commission	1,174,653.60		453,134.50	324,821.30	1,302,966.80	1,396.50	1,304,363.30
027 Reclamation	4,949,465.27		139,077.69	200,663.54	4,887,879.42	5,383.78	4,893,263.20
02A Surveys and Maps	963,463.25		79,482.78	45,970.46	996,975.57	996,975.57
02G Health Professions	27,696,546.86		7,711,118.70	4,413,186.79	30,994,478.77	36,937.05	31,031,415.82
02H Business Enterprises Revolving	935,388.20		36,606.65	41,498.92	930,495.93	600.04	931,095.97
02J Certified Public Accountants'	2,611,629.28		52,765.00	157,280.61	2,507,113.67	2,210.00	2,509,323.67
02K Death Investigations	533,091.99		567,651.06	419,557.03	681,186.02	553.69	681,739.71
02M Essential Rail Assistance	726,614.75		6,285.43	30,766.95	702,133.23	702,133.23
02N Parkland Acquisition	13,679.86		5,870.41	7,809.45	7,809.45
02R Aquatic Lands Enhancement	8,253,295.68		192.47	(948,622.44)	9,202,110.59	52,105.10	9,254,215.69
02W Timber Tax Distribution	(107,141.48)		1,107,551.22	228,644.40	771,765.34	11,885.35	783,650.69
030 Landowner Contingency Forest Fire Suppression	(2,049,578.00)		67.36	98,668.63	(2,148,179.27)	21,901.80	(2,126,277.47)
039 Aeronautics	1,195,080.05		271,406.13	693,890.08	772,596.10	18,212.59	790,808.69
03B Asbestos	1,028,536.75		29,290.00	21,207.37	1,036,619.38	1,036,619.38
03C Emergency Medical Services and Trauma Care System Trust	10,860,178.59		1,111,320.26	214,744.03	11,756,754.82	96,443.50	11,853,198.32
03F Enhanced 911	6,052,316.56		2,380,938.92	1,351,464.11	7,081,791.37	756.04	7,082,547.41
03N Business License	5,076,297.85		3,596,885.61	3,004,920.26	5,668,263.20	48,195.35	5,716,458.55
03P Fire Service Trust	557,748.37		120.00	60.00	557,808.37	60.00	557,868.37
03R Safe Drinking Water	3,487,118.05		(11,133.76)	153,437.86	3,322,546.43	143.75	3,322,690.18
041 Resource Management Cost	14,173,774.71		14,067.34	(4,111,243.39)	18,299,085.44	9,753.81	18,308,839.25
042 Charitable, Educational, Penal, and Reformatory Institutions	5,615,528.56		(28,406.59)	905,580.71	4,681,541.26	9,468.00	4,691,009.26
044 Waste Reduction, Recycling, and Litter Control	8,087,068.29		1,376,981.50	801,078.60	8,662,971.19	3,089.38	8,666,060.57
045 State Vehicle Parking	895,002.14		360,546.95	290,666.66	964,882.43	2,437.16	967,319.59
048 Marine Fuel Tax Refund	294,504.71		294,504.71	294,504.71
04E Uniform Commercial Code	2,381,095.73		123,905.00	46,432.15	2,458,568.58	2,458,568.58
04H Surface Mining Reclamation	1,708,430.37		140.57	(36,402.72)	1,744,973.66	1,744,973.66
04M Recreational Fisheries Enhancement	1,392,619.74		61,408.89	103,643.85	1,350,384.78	3,087.32	1,353,472.10
04R Drinking Water Assistance	65,507,524.70		24,985,503.19	1,491,133.26	89,001,894.63	89,001,894.63
04V Vehicle License Fraud	282,491.10		12,848.86	295,339.96	295,339.96
04W Waterworks Operator Certification	1,066,983.07		12,874.68	21,752.72	1,058,105.03	132.00	1,058,237.03
058 Public Works Assistance	31,059,023.27		2,996,257.57	3,672,865.43	30,382,415.41	563,429.62	30,945,845.03

RECEIPTS AND DISBURSEMENTS FOR TREASURY FUNDS

	October 1, 2020		October 2020		October 31, 2020			
	Beginning Book Balance		Plus Receipts	Less Disbursements	Ending Book Balance	Outstanding Warrants	Ending Cash Balance	
SPECIAL REVENUE FUNDS (Continued)								
05H Disaster Response	\$ 87,134,694.23	\$	17,828,111.19	\$	35,337,109.69	\$ 69,625,695.73	\$ 2,997,531.96	\$ 72,623,227.69
05R Drinking Water Assistance Administrative	4,157,269.76		1,882.06		26,450.43	4,132,701.39	2,500.00	4,135,201.39
05W State Drought Preparedness and Response	2,346,135.96			62,458.97	2,283,676.99	2,283,676.99
06A Salmon Recovery	27,893.34		27,893.34	27,893.34
06G Real Estate Appraiser Commission	487,914.74		71,862.63		72,345.76	487,431.61	24,280.00	511,711.61
06K Lead Paint	154,054.64		4,425.00		901.17	157,578.47	157,578.47
06L Business and Professions	311,056.31		763,343.33		843,076.48	231,323.16	8,687.82	240,010.98
06R Real Estate Research	813,045.66		21,548.25		102,490.00	732,103.91	10.00	732,113.91
06T License Plate Technology	1,244,290.55		155,923.56		407,557.59	992,656.52	14.56	992,671.08
071 Warm Water Game Fish	1,769,659.86		64,526.97		106,287.18	1,727,899.65	201.41	1,728,101.06
07W Domestic Violence Prevention	1,906,584.46		102,542.75		40,570.06	1,968,557.15	13,201.74	1,981,758.89
080 Grade Crossing Protective	39,661.42		41.26		39,702.68	39,702.68
081 State Patrol Highway	14,224,221.54		20,356,349.31		22,235,842.85	12,344,728.00	216,176.90	12,560,904.90
082 Motorcycle Safety Education	2,621,024.35		252,347.23		203,810.32	2,669,561.26	2,669,561.26
084 Building Code Council	593,066.42		103,649.95		67,594.81	629,121.56	629,121.56
086 Fire Service Training	693,727.34		1,339.00		386,587.83	308,478.51	2,455.01	310,933.52
087 Park Land Trust Revolving	3,579,376.56		212,928.66		144,244.03	3,648,061.19	6,658.80	3,654,719.99
08A Education Legacy Trust	898,515,721.68		61,671,507.78		15,959,672.09	944,227,557.37	360,088.46	944,587,645.83
08H Military Department Rental and Lease	3,002,299.09		39,543.93		3,647.92	3,038,195.10	3,038,195.10
08K Problem Gambling	925,397.68		133,619.82		59,460.59	999,556.91	999,556.91
08M Small City Pavement and Sidewalk	360,625.33		102,480.36		7,937.50	455,168.19	455,168.19
08R Waste Tire Removal	4,835,744.87		706,304.63		12,182.77	5,529,866.73	5,529,866.73
094 Transportation Infrastructure	5,377,888.32		98,842.45		377,999.89	5,098,730.88	44,415.70	5,143,146.58
095 Electrical License	11,651,296.57		2,680,448.72		2,474,751.15	11,856,994.14	13,399.75	11,870,393.89
096 Highway Infrastructure	1,938,354.82		1,567.89		1,939,922.71	1,939,922.71
097 Recreational Vehicle	2,714,792.38		62,868.52		4,647.91	2,773,012.99	6.00	2,773,018.99
099 Puget Sound Capital Construction	21,416,681.98		6,313,725.20		9,920,858.11	17,809,549.07	3,618.47	17,813,167.54
09E Freight Mobility Investment	13,908,625.01		10,512.58		288,702.58	13,630,435.01	13,630,435.01
09H Transportation Partnership	(5,966,955.60)		16,818,028.84		12,130,579.96	(1,279,506.72)	71,655.35	(1,207,851.37)
09P City-County Assistance	1,122.55		2,294,397.52		2,295,520.07	2,295,520.07
09T Washington Main Street Trust Fund	50,138.16		50,138.16	50,138.16
102 Rural Arterial Trust	16,617,750.24		2,028,027.46		1,892,326.03	16,753,451.67	26,638.04	16,780,089.71
104 State Wildlife	26,188,824.51		6,285,284.22		3,518,030.15	28,956,078.58	119,042.73	29,075,121.31
106 Highway Safety	30,694,845.51		12,263,229.87		10,931,311.66	32,026,763.72	787,939.01	32,814,702.73
107 Liquor Excise Tax	13,131,094.62		2,044,975.67		10,746,823.94	4,429,246.35	1,659.15	4,430,905.50
108 Motor Vehicle	387,794,167.86		143,929,877.90		143,873,084.40	387,850,961.36	3,199,764.26	391,050,725.62
109 Puget Sound Ferry Operations	(5,900,781.06)		15,718,760.90		23,130,043.25	(13,312,063.41)	349,353.05	(12,962,710.36)
10A Aquatic Algae Control	492,386.90		3,487.00		9,202.49	486,671.41	486,671.41
10B Home Security Fund	61,254,341.01		3,220,646.02		3,931,168.06	60,543,818.97	621,791.91	61,165,610.88

RECEIPTS AND DISBURSEMENTS FOR TREASURY FUNDS

	October 1, 2020		October 2020		October 31, 2020		
	Beginning Book Balance		Plus Receipts	Less Disbursements	Ending Book Balance	Outstanding Warrants	Ending Cash Balance
SPECIAL REVENUE FUNDS (Continued)							
10G Water Rights Tracking System	\$ 816,757.20	\$	(2,116.55)	\$	\$ 814,640.65	\$	\$ 814,640.65
110 Special Wildlife	7,022,454.02		174,886.46		7,083,968.10	25,086.33	7,109,054.43
111 Public Service Revolving	11,008,585.55		34,852.63		9,375,594.07	25,646.51	9,401,240.58
113 Common School Construction	52,018,976.65		1,152,337.12		47,059,887.46		47,059,887.46
116 Basic Data	87,606.00				67,503.34		67,503.34
119 Unemployment Compensation Administration	(1,509,463.08)		36,219,477.34		452,980.10	1,007,501.51	1,460,481.61
11B Regional Mobility Grant Program	57,438,268.07		42,260.55		57,435,599.12		57,435,599.12
11E Freight Mobility Multimodal	11,291,939.63		9,846.85		10,799,829.32		10,799,829.32
11H Forest and Fish Support	3,677,294.87		525,306.99		3,942,869.82	25,780.00	3,968,649.82
11K Washington Auto Theft Prevention Authority	(802,637.03)		383,789.95		(936,584.67)		(936,584.67)
120 Administrative Contingency	17,258,911.53		2,992,229.55		17,223,766.81	1,572.69	17,225,339.50
12C Affordable Housing For All	2,627,140.54		604,311.18		2,541,944.78	483,757.33	3,025,702.11
12M Charitable Organization Education	1,462,632.44		47,380.00		1,510,012.44		1,510,012.44
12T Traumatic Brain Injury	1,261,713.28		172,844.84		1,346,105.26		1,346,105.26
134 Employment Services Administrative	22,650,741.72		968,686.73	(3,033,339.17)	26,652,767.62	6,053.62	26,658,821.24
138 Insurance Commissioner's Regulatory	35,112,377.52		37,969.01	2,699,846.20	32,450,500.33	1,648.76	32,452,149.09
144 Transportation Improvement	5,591,251.15		9,949,292.94	5,439,651.46	10,100,892.63		10,100,892.63
146 Firearms Range	1,554,429.65		27,980.64	1,367.50	1,581,042.79		1,581,042.79
14A Wildlife Rehabilitation	668,859.80		15,712.12	14,857.78	669,714.14	0.38	669,714.52
14G Ballast Water and Biofouling Management	47,756.87				47,756.87		47,756.87
14M Financial Fraud & ID Theft	1,077,465.50		87,970.00	7,421.42	1,158,014.08	53.05	1,158,067.13
14R Military Active State Service	495,080.32				495,080.32		495,080.32
14V Ignition Interlock Device	2,063,906.03		328,087.00	617,511.90	1,774,481.13	88,319.92	1,862,801.05
150 Low-Income Weatherization/ Structural Rehabilitation Assistance	1,600,998.36		1,308.06	10,487.91	1,591,818.51		1,591,818.51
153 Rural Mobility Grant Program	8,322,001.89		3,667.89	98,129.03	8,227,540.75		8,227,540.75
154 New Motor Vehicle Arbitration	1,221,668.55		62,175.00	68,078.11	1,215,765.44	9,751.00	1,225,516.44
158 Aquatic Land Dredged Material Disposal Site	526,960.43		11.71	(7,280.35)	534,252.49		534,252.49
159 Parks Improvement	943,278.58		20,989.74	27,937.09	936,331.23	3,380.60	939,711.83
15H Cleanup Settlement	51,923,733.48		10,044,960.95	150,350.30	61,818,344.13	501.75	61,818,845.88
15M Biotoxin	564,640.88		71,794.08	93,199.88	543,235.08	5,191.38	548,426.46
160 Wood Stove Education and Enforcement	536,321.31		30,437.22	13,108.53	553,650.00		553,650.00
162 Farm Labor Contractor	118,088.23		8,035.00		126,123.23		126,123.23
167 Natural Resources Conservation Areas Stewardship	116,495.94		2.93	(5,993.73)	122,492.60		122,492.60
16A Judicial Stabilization Trust	1,322,977.16		390,541.49	17,475.25	1,696,043.40	5,325.00	1,701,368.40
16J SR 520 Corridor	81,152,964.44		(10,726,080.56)	(3,400,756.76)	73,827,640.64	881.01	73,828,521.65
16M Appraisal Management Company	204,482.46		15,500.00	23,702.76	196,279.70	10,475.00	206,754.70
16P Marine Resources Stewardship Trust	24,638.90		19.93		24,658.83		24,658.83
16W Hospital Safety Net Assessment	61,588,929.07		48,731,552.60	33,950,740.21	76,369,741.46		76,369,741.46
172 Basic Health Plan Trust	5,847,699.00				5,847,699.00		5,847,699.00

RECEIPTS AND DISBURSEMENTS FOR TREASURY FUNDS

	October 1, 2020		October 2020		October 31, 2020		
	Beginning Book Balance		Plus Receipts	Less Disbursements	Ending Book Balance	Outstanding Warrants	Ending Cash Balance
SPECIAL REVENUE FUNDS (Continued)							
176 Water Quality Permit	\$ 12,816,732.34	\$	5,681,899.12	\$ 2,373,165.32	\$ 16,125,466.14	\$ 9,990.57	\$ 16,135,456.71
17B Home Visiting Services	8,037,032.09		2,647,025.69	943,784.45	9,740,273.33	8,126.00	9,748,399.33
17N Complete Streets Grant Program	57,464.00				57,464.00		57,464.00
17P SR520 Civil Penalties	13,125,968.79		10,533.71	(282,187.46)	13,418,689.96		13,418,689.96
17T Health Benefit Exchange	30,918,533.55		730,422.92	717,306.13	30,931,650.34		30,931,650.34
17W Limousine Carriers	127,231.06		50.00		127,281.06		127,281.06
182 Underground Storage Tank	911,355.23		101,854.93	212,884.56	800,325.60	992.08	801,317.68
186 County Arterial Preservation	1,110,447.52		1,554,295.50	2,245,006.07	419,736.95		419,736.95
18J Capital Vessel Replacement	21,459,297.23		2,467,834.50	1,337,175.42	22,589,956.31	290,508.08	22,880,464.39
18L Hydraulic Project Approval							
199 Biosolids Permit	1,144,164.87		956.09	127,505.11	1,017,615.85	6,063.57	1,023,679.42
19A Medicaid Fraud Penalty	1,034,595.68		264,128.27	306,877.57	991,846.38	226.61	992,072.99
19C Forest Practice Application	169,153.44		55.64	(32,181.28)	201,390.36	500.00	201,890.36
19T DOL Technology Improvement and Data Management	926,691.59		34,208.66	123.58	960,776.67		960,776.67
19V Andy Hill Cancer Research Endowment Fund	4,920,983.87		551,051.77	145,833.33	5,326,202.31		5,326,202.31
200 Regional Fisheries Enhancement Salmonid Recovery	(34,137.66)		38,635.20	20,813.93	(16,316.39)		(16,316.39)
201 Department of Licensing Services	3,728,884.26		314,826.58	116,317.89	3,927,392.95	28.62	3,927,421.57
202 Medical Test Site Licensure	(454,117.37)		(1,004.00)	59,702.00	(514,823.37)	7.37	(514,816.00)
204 Volunteer Fire Fighters' and Reserve Officers' Administrative	1,687,108.27		1,388.11	35,095.13	1,653,401.25	952.27	1,654,353.52
207 Hazardous Waste Assistance	3,253,782.70		703,715.52	268,710.36	3,688,787.86	1,546.73	3,690,334.59
20B Brownfield Redevelopment Trust Fund							
20H Connecting Washington	332,120,034.16		38,847,575.36	100,224,357.81	270,743,251.71	12,101,077.43	282,844,329.14
20J Electric Vehicle	6,421,433.73		(50,630.94)	450.00	6,370,352.79	225.00	6,370,577.79
20M Puget Sound Taxpayer Accountability	1,954,872.09		1,073,528.81		3,028,400.90		3,028,400.90
20N Transportation Future Funding Program	5,622,157.67		4,547.62		5,626,705.29		5,626,705.29
20R Radioactive Mixed Waste	642,120.14		3,249,998.30	1,084,762.38	2,807,356.06	2,030.64	2,809,386.70
20T PLIA Underground Storage Tank Revolving	21,192,300.89		23,587.89	303,205.80	20,912,682.98	540.50	20,913,223.48
215 Special Category C	(3,978,645.25)		1,033,088.55	1,451,196.55	(4,396,753.25)		(4,396,753.25)
216 Air Pollution Control	22,186,662.42		20,030.49	847,916.99	21,358,775.92	45,115.01	21,403,890.93
217 Oil Spill Prevention	5,275,113.37		454,526.89	472,708.01	5,256,932.25	19,470.80	5,276,403.05
218 Multimodal Transportation	282,155,138.24		24,044,940.76	6,732,648.79	299,467,430.21	294,447.51	299,761,877.72
21E Concealed Pistol License Renewal	227,199.80		10,881.36		238,081.16		238,081.16
21H Wastewater Treatment Plant Operator Certification	290,547.00		18,157.06	(0.50)	308,704.56	8.00	308,712.56
21M Distracted Driving Prevention	21,272.73		540.40		21,813.13		21,813.13
21S Aquatic Invasive Species Management	431,895.42		8,674.00	59,781.66	380,787.76	218.44	381,006.20
21V Construction Registration Inspection	2,935,338.45		875,831.70	1,049,511.72	2,761,658.43	4,545.16	2,766,203.59
222 Freshwater Aquatic Weeds	1,151,314.02		29,475.00	57,059.40	1,123,729.62	59.19	1,123,788.81
223 State Oil Spill Response	3,092,797.38		132,897.76	64,995.26	3,160,699.88		3,160,699.88
22J Abandoned Recreational Vehicle Disposal	1,212,870.77		123,419.83	57,384.26	1,278,906.34	3,142.00	1,282,048.34

RECEIPTS AND DISBURSEMENTS FOR TREASURY FUNDS

	October 1, 2020		October 2020		October 31, 2020		
	Beginning Book Balance		Plus Receipts	Less Disbursements	Ending Book Balance	Outstanding Warrants	Ending Cash Balance
SPECIAL REVENUE FUNDS (Continued)							
22M Energy Efficiency	\$ 9,548,798.85	\$	\$ 9,059.07	\$ 9,539,739.78	\$	\$ 9,539,739.78	
22R Internet Consumer Access	
22U Secure Drug Take-Back Program	618,747.50	339,844.03	13,076.62	945,514.91	945,514.91	
22W Public Disclosure Transparency	1,299,664.28	700.00	23,636.23	1,276,728.05	1,276,728.05	
234 Public Works Administration	9,875,390.47	304,422.75	425,985.46	9,753,827.76	5,717.24	9,759,545.00	
235 Youth Tobacco & Vapor Product Prevention	606,994.64	110,830.67	67,924.98	649,900.33	7,528.18	657,428.51	
237 Recreation Access Pass	2,543,519.10	(702,982.27)	460.00	1,840,076.83	660.00	1,840,736.83	
23G Vulnerable Roadway User Education	2,523.78	600.54	3,124.32	3,124.32	
23N Model Toxics Control Capital	102,652,145.68	6,585,528.47	6,597,887.46	102,639,786.69	915.93	102,640,702.62	
23P Model Toxics Control Operating	56,795,778.39	11,804,515.15	5,568,203.48	63,032,090.06	101,175.51	63,133,265.57	
23R Model Toxics Control Stormwater	35,937,183.08	(4,750,822.82)	227,507.38	30,958,852.88	675.23	30,959,528.11	
23S Puget Sound Gateway Facility	
23T Congestion Relief Traffic Safety	28,080.39	48,179.65	76,260.04	76,260.04	
23V Voluntary Cleanup	49,018.41	23,025.52	72,043.93	72,043.93	
23W Paint Product Stewardship	7,279.27	3,860.36	3,418.91	3,418.91	
24B Foundational Public Health Services	4,506,808.89	549,980.00	3,627.74	5,053,161.15	5,053,161.15	
24J Workforce Education Investment	(41,111,463.50)	29,559,615.60	15,749,251.02	(27,301,098.92)	(27,301,098.92)	
24K Agency Financial Transaction	4,668,006.83	880,211.87	739,311.81	4,808,906.89	6.30	4,808,913.19	
24L Ambulance Transport	
24N Fish, Wildlife, and Conservation	
24P Insurance Commissioner's Fraud	1,708,596.77	1,348.84	201,010.01	1,508,935.60	45,614.10	1,554,549.70	
24Q Cooper Jones Active Transportation Safety	
24R Recycling Enhancement Fee	
24V Telebehavioral Health Access	
260 University of Washington Operating Fees	123.54	123.54	123.54	
262 Manufactured Home Installation Training	574,608.88	18,931.60	(39,263.80)	632,804.28	270.40	633,074.68	
263 Community and Economic Development Fee	4,753,338.44	239,756.89	131,980.79	4,861,114.54	15.76	4,861,130.30	
267 Recreation Resources	22,895,522.77	1,036,418.26	566,945.13	23,364,995.90	23,364,995.90	
268 Nonhighway and Off-Road Vehicle Activities (NOVA) Program	10,311,778.26	725,209.59	73,024.45	10,963,963.40	29.52	10,963,992.92	
269 Parks Renewal and Stewardship	27,176,461.50	7,350,318.38	6,206,962.64	28,319,817.24	91,278.64	28,411,095.88	
271 Washington State University Operating Fees	
275 Central Washington University Operating Fees	
277 State Agency Parking	351,231.83	2,150.00	232.46	353,149.37	105.00	353,254.37	
285 Growth Management Planning and Environmental Review	3,560,744.82	398,050.15	132,275.10	3,826,519.87	53.05	3,826,572.92	
296 Columbia River Basin Water Supply Rev Recovery	6,350,758.73	489,798.84	43,093.28	6,797,464.29	155.72	6,797,620.01	
315 Dedicated Marijuana Fund	144,668,375.35	46,625,011.97	14,620,623.50	176,672,763.82	24,415.04	176,697,178.86	
319 Public Health Supplemental	2,522,675.02	158,817.19	115,770.41	2,565,721.80	3,420.00	2,569,141.80	
404 State Treasurer's Service	35,280,970.97	1,672,551.68	748,822.45	36,204,700.20	2,712.37	36,207,412.57	
408 Coastal Protection	1,283,281.25	5,117.39	4,294.65	1,284,103.99	1,284,103.99	

RECEIPTS AND DISBURSEMENTS FOR TREASURY FUNDS

	October 1, 2020	October 2020		October 31, 2020		
	Beginning Book Balance	Plus Receipts	Less Disbursements	Ending Book Balance	Outstanding Warrants	Ending Cash Balance
SPECIAL REVENUE FUNDS (Continued)						
441 Local Government Archives	\$ 1,752,580.39	\$ 556,422.71	\$ 319,149.99	\$ 1,989,853.11	\$ 38,088.44	\$ 2,027,941.55
500 Perpetual Surveillance and Maintenance	48,239,465.82	44,518.50	48,283,984.32	48,283,984.32
507 Oyster Reserve Land	487,826.75	395.84	2,426.49	485,796.10	485,796.10
511 Tacoma Narrows Toll Bridge	15,452,367.78	(4,066,340.48)	(4,374,996.97)	15,761,024.27	15,761,024.27
513 Derelict Vessel Removal	890,369.28	11,741.79	114,407.57	787,703.50	787,703.50
532 Washington Housing Trust Fund	64,515,649.09	412,405.47	1,956,620.69	62,971,433.87	950,918.17	63,922,352.04
535 Alaskan Way Viaduct Replacement Project	(49,562,828.30)	(142,718.10)	2,017,803.25	(51,723,349.65)	1,192.63	(51,722,157.02)
549 Election	6,453,521.56	5,329.03	262,145.15	6,196,705.44	130,582.00	6,327,287.44
550 Transportation 2003	(47,240,473.42)	5,524,560.22	1,102,168.75	(42,818,081.95)	227.89	(42,817,854.06)
562 Skilled Nursing Facility Safety Net Trust	4,819,512.07	6,337.83	(5,271,616.17)	10,097,466.07	65,110.00	10,162,576.07
564 Water Pollution Control Revolving Administration	7,558,449.65	384,956.35	204,327.47	7,739,078.53	368.68	7,739,447.21
565 Yakima Integrated Plan Implementation Revenue Recovery
566 Community Forest Trust	158,263.32	130.95	(500.00)	158,894.27	158,894.27
571 Multiuse Roadway Safety	628,283.73	17,540.88	645,824.61	645,824.61
595 I-405 and SR-167 Express Toll Lanes	65,446,396.49	(67,514.63)	133,102.14	65,245,779.72	3,810.62	65,249,590.34
600 Department of Retirement Systems Expense	18,260,205.73	3,656,537.47	3,240,459.49	18,676,283.71	428.75	18,676,712.46
689 Rural Washington Loan	2,679,707.98	2,194.91	36,116.66	2,645,786.23	2,645,786.23
727 Water Pollution Control Revolving	235,868,871.67	11,826,696.12	7,749,228.84	239,946,338.95	239,946,338.95
733 Capitol Campus Reserve
777 Prostitution Prevention and Intervention	167,741.12	1,039.65	2,747.81	166,032.96	166,032.96
785 State Educational Trust Fund	1,696,471.41	41,339.17	549.04	1,737,261.54	464.67	1,737,726.21
818 Youth Athletic Facility	184,772.52	149.46	184,921.98	184,921.98
825 Tobacco Settlement
844 Money-Purchase Retirement Savings Administrative
851 Developmental Disabilities Community Services	4,995,114.91	4,040.42	(4,768.37)	5,003,923.70	5,003,923.70
874 OASI Revolving	197,866.44	13,184.40	184,682.04	184,682.04
887 Public Facilities Construction Loan Revolving	24,272,895.42	52,946.71	635,258.02	23,690,584.11	45,596.56	23,736,180.67
888 Deferred Compensation Administrative	2,118,171.04	256,633.73	965,842.82	1,408,961.95	36.25	1,408,998.20
893 Radiation Perpetual Maintenance	\$356,821.13	288.63	357,109.76	357,109.76
TOTAL SPECIAL REVENUE FUNDS	\$ 3,938,513,045.47	\$ 674,283,457.82	\$ 578,375,717.17	\$ 4,034,420,786.12	\$ 25,790,470.92	\$ 4,060,211,257.04
DEBT SERVICE FUNDS						
303 Highway Bond Retirement	\$ 66,055,939.23	\$ 39,723,119.09	\$	\$ 105,779,058.32	\$	\$ 105,779,058.32
304 Ferry Bond Retirement	6,878,550.88	1,015,999.41	7,894,550.29	7,894,550.29
305 Transportation Improvement Board Bond Retirement	4,496,429.31	566,754.50	5,063,183.81	5,063,183.81
347 Washington State University Bond Retirement	21,465,865.42	1,345,425.76	5,205,459.53	17,605,831.65	17,605,831.65
348 University of Washington Bond Retirement	13,509,691.27	6,631,302.43	1,714,132.51	18,426,861.19	18,426,861.19
380 Debt-Limit General Fund Bond Retirement	1,000,000.00	1,000,000.00	1,000,000.00
381 Debt-Limit Reimbursable Bond Retirement

RECEIPTS AND DISBURSEMENTS FOR TREASURY FUNDS

	October 1, 2020	October 2020		October 31, 2020		
	Beginning Book Balance	Plus Receipts	Less Disbursements	Ending Book Balance	Outstanding Warrants	Ending Cash Balance
DEBT SERVICE FUNDS (Continued)						
382 Nondebt-Limit General Fund Bond Retirement	\$	\$	\$	\$	\$	\$
383 Nondebt-Limit Reimbursable Bond Retirement
384 Nondebt-Limit Proprietary Appropriated Bond Retirement
385 Nondebt-Limit Proprietary Nonappropriated Bond Retirement
386 Nondebt-Limit Revenue Bond Retirement
389 Toll Facility Bond Retirement	\$23,505,565.07	10,742,810.00	10,399,533.80	23,848,841.27	23,848,841.27
TOTAL DEBT SERVICE FUNDS	\$ 135,912,041.18	\$ 61,025,411.19	\$ 17,319,125.84	\$ 179,618,326.53	\$	\$ 179,618,326.53
CAPITAL PROJECTS FUNDS						
01L Higher Education Construction	\$	\$	\$	\$	\$	\$
036 Capitol Building Construction	3,675,644.04	3,094.08	(237,922.80)	3,916,660.92	3,916,660.92
056 State Higher Education Construction	2,457.49	1.99	2,459.48	2,459.48
057 State Building Construction	515,785,874.03	(491,558.61)	143,022,580.50	372,271,734.92	3,657,672.69	375,929,407.61
060 Community and Technical College Capital Projects	14,188,946.47	7,683,461.31	2,934,999.23	18,937,408.55	18,937,408.55
061 Eastern Washington University Capital Projects	2,522,895.99	898,926.26	466,220.53	2,955,601.72	2,955,601.72
062 Washington State University Building	5,114,568.74	1,378.56	2,093,080.24	3,022,867.06	3,022,867.06
063 Central Washington University Capital Projects	4,648,922.56	184,963.99	554,900.77	4,278,985.78	4,278,985.78
064 University of Washington Building	8,718,657.94	6,533,087.32	3,267,415.63	11,984,329.63	11,984,329.63
065 Western Washington University Capital Projects	7,862,591.22	1,718,654.43	861,459.94	8,719,785.71	8,719,785.71
066 The Evergreen State College Capital Projects	2,801,669.85	182,941.60	1,737,296.77	1,247,314.68	1,247,314.68
075 State Social and Health Services Construction	9,396.39	9,396.39	9,396.39
18B Columbia River Basin Tax Bond Water Supply Development	1,244,968.36	1,007.02	1,245,975.38	1,245,975.38
245 Public Safety Reimbursable Bond	4.12	4.12	4.12
246 Community and Technical College Forest Reserve	5,042,107.29	(55,023.81)	5,097,131.10	5,097,131.10
289 Thurston County Capital Facilities	6,217,803.26	327,330.31	294,584.63	6,250,548.94	6,250,548.94
357 Gardner-Evans Higher Education Construction	45,698.05	45,698.05	45,698.05
364 Military Department Capital	1,799,600.74	6,478.77	1,793,121.97	1,793,121.97
367 Chehalis Basin Taxable
TOTAL CAPITAL PROJECTS FUNDS	\$ 579,681,806.54	\$ 17,043,288.26	\$ 154,946,070.40	\$ 441,779,024.40	\$ 3,657,672.69	\$ 445,436,697.09
PERMANENT FUNDS						
04B Natural Resources Real Property Replacement	\$ 5,758,839.29	\$ 4,658.17	\$ 50,000.00	\$ 5,713,497.46	\$	\$ 5,713,497.46
601 Agricultural Permanent	159,405.93	87,921.17	71,484.76	71,484.76
603 Millersylvania Park Trust	5,724.28	4.63	5,728.91	5,728.91
604 Normal School Permanent	185,179.61	(216,875.36)	402,054.97	402,054.97
605 Permanent Common School	58,344.23	1,403.79	56,940.44	56,940.44
606 Scientific Permanent	404,139.44	41,793.63	362,345.81	362,345.81
607 State University Permanent	\$151,112.65	12,880.32	138,232.33	138,232.33
TOTAL PERMANENT FUNDS	\$ 6,722,745.43	\$ 4,662.80	\$ (22,876.45)	\$ 6,750,284.68	\$	\$ 6,750,284.68

RECEIPTS AND DISBURSEMENTS FOR TREASURY FUNDS

	October 1, 2020		October 2020		October 31, 2020		
	Beginning Book Balance		Plus Receipts	Less Disbursements	Ending Book Balance	Outstanding Warrants	Ending Cash Balance
ENTERPRISE FUNDS							
12V PEBB Medical Benefits Admin	\$	\$	\$	\$	\$	\$	\$
401 Correctional Industries	9,502,132.18		7,916,908.34	7,019,765.81	10,399,274.71	120,305.42	10,519,580.13
407 Secretary of State's Revolving	7,511,041.89		910,047.10	903,398.93	7,517,690.06	1,290.88	7,518,980.94
418 State Health Care Authority Administrative	807,920.01		2,181,584.00	1,243,085.82	1,746,418.19	1,249.90	1,747,668.09
492 School Employees' Insurance Administrative	382,657.51		747,048.00	1,038,353.80	91,351.71	2,898.18	94,249.89
578 Lottery Administrative	171,377.26		1,337,626.68	1,190,344.18	318,659.76	14,422.41	333,082.17
608 Accident	1,519,723.89		146,733,718.84	145,446,635.16	2,806,807.57	13,876,011.15	16,682,818.72
609 Medical Aid	7,886,018.34		142,815,333.75	153,320,202.26	(2,618,850.17)	2,976,006.75	357,156.58
610 Accident Reserve	541,784.64		70,974,478.28	92,027,576.55	(20,511,313.63)	810,344.11	(19,700,969.52)
881 Supplemental Pension	514,956.76		109,288,201.58	109,579,501.66	223,656.68	1,990,069.34	2,213,726.02
883 Second Injury	\$63,859,659.62		(27,813,495.38)	255,756.68	35,790,407.56	22,122.75	35,812,530.31
TOTAL ENTERPRISE FUNDS	\$ 92,697,272.10		\$ 455,091,451.19	\$ 512,024,620.85	\$ 35,764,102.44	\$ 19,814,720.89	\$ 55,578,823.33
INTERNAL SERVICE FUNDS							
006 Public Records Efficiency, Preservation & Access	\$ 1,656,365.15	\$ 613,974.70	\$ 481,051.34	\$ 1,789,288.51	\$ 352.00	\$ 1,789,640.51	
405 Legal Services Revolving	8,375,136.35		16,139,525.68	13,446,254.43	11,068,407.60	54,796.27	11,123,203.87
410 Transportation Equipment	25,502,059.07		946,543.83	(379,060.27)	26,827,663.17	4,130.23	26,831,793.40
415 Personnel Service	4,409,638.09		15,246.95	606,225.99	3,818,659.05	5,000.00	3,823,659.05
455 Higher Education Personnel Service	313,031.71		333,193.41	113,160.13	533,064.99	180.00	533,244.99
468 OFM Central Service	(636,492.21)			782,883.84	(1,419,376.05)		(1,419,376.05)
483 Auditing Services Revolving	(1,098,291.37)		855,010.63	562,580.04	(805,860.78)	1,095.79	(804,764.99)
484 Administrative Hearings Revolving	(\$2,148,814.19)		2,008,531.49	2,098,120.89	(2,238,403.59)	20,138.63	(2,218,264.96)
TOTAL INTERNAL SERVICE FUNDS	\$ 36,372,632.60	\$ 20,912,026.69	\$ 17,711,216.39	\$ 39,573,442.90	\$ 85,692.92	\$ 39,659,135.82	
PENSION TRUST FUNDS							
614 Volunteer Firefighters' Relief and Pension Principal	\$ 17,723,611.10	\$ 534,099.14	\$ 1,076,928.21	\$ 17,180,782.03	\$ 42,798.43	\$ 17,223,580.46	
615 State Patrol - Plan1	953,673.16		6,843,465.73	6,884,500.21	912,638.68	24,075.74	936,714.42
616 Judges' Retirement	1,166,557.24		100,959.21	21,402.43	1,246,114.02		1,246,114.02
630 State Patrol - Plan 2	487,685.67		1,593,436.63	1,734,118.43	347,003.87		347,003.87
631 Public Employees' Retirement System Plan 1	8,996,495.91		160,806,775.36	159,799,508.35	10,003,762.92	172,658.60	10,176,421.52
632 Teachers' Retirement System Plan 1	6,828,983.69		117,810,823.72	117,321,083.54	7,318,723.87	136,000.47	7,454,724.34
633 School Employees' Retirement System Combined Plan 2 & 3	6,123,800.81		64,659,725.45	64,629,497.68	6,154,028.58	265,458.09	6,419,486.67
635 Public Safety Employees Retirement System Plan 2	464,690.85		8,812,974.59	8,846,307.40	431,358.04	75,050.84	506,408.88
641 Public Employees' Retirement System Combined Plan 2 & 3	15,379,732.16		305,158,346.11	304,497,251.18	16,040,827.09	618,142.91	16,658,970.00
642 Teachers' Retirement System Combined Plan 2 and 3	23,595,118.74		238,357,929.52	241,199,608.87	20,753,439.39	98,044.53	20,851,483.92
661 Higher Ed Retirement Plan Supplemental Benefit-UW			507,031.32	507,031.08	0.24		0.24
662 Higher Ed Retirement Plan Supplemental Benefit -WSU			82,217.28	82,217.28			
663 Higher Ed Retirement Plan Supplemental Benefit-EWU	5,500.90		14,266.38	12,666.72	7,100.56		7,100.56
664 Higher Ed Retirement Plan Supplemental Benefit-CWU			17,782.33	17,782.33			
665 Higher Ed Retirement Plan Supplemental Benefit-TESC			3,988.82	3,988.82			

RECEIPTS AND DISBURSEMENTS FOR TREASURY FUNDS

	October 1, 2020	October 2020		October 31, 2020		
	Beginning Book Balance	Plus Receipts	Less Disbursements	Ending Book Balance	Outstanding Warrants	Ending Cash Balance
PENSION TRUST FUNDS (Continued)						
667 Higher Ed Retirement Plan Supplemental Benefit-WWU	\$	\$ 21,045.71	\$ 21,045.71	\$	\$	\$
668 Higher Ed Retirement Plan Supplemental Benefit -SBCTC	375.70	60,729.45	61,105.15
722 Deferred Compensation Principal	3,512,963.55	57,245,344.03	56,801,284.81	3,957,022.77	176.47	3,957,199.24
729 Judicial Retirement Principal	10,062.25	173,122.01	173,113.75	10,070.51	10,070.51
819 LEOFF Plan 1 Retirement	2,729,120.37	31,392,491.24	31,043,611.77	3,077,999.84	52,661.83	3,130,661.67
829 LEOFF Plan 2 Retirement	3,440,964.63	64,450,366.44	64,345,937.20	3,545,393.87	100,341.80	3,645,735.67
882 Washington Judicial Retirement System	\$8,593,572.27	1,914,395.44	635,215.52	9,872,752.19	9,872,752.19
TOTAL PENSION TRUST FUNDS	\$ 100,012,909.00	\$ 1,060,561,315.91	\$ 1,059,715,206.44	\$ 100,859,018.47	\$ 1,585,409.71	\$ 102,444,428.18
AGENCY FUNDS						
01P Suspense	\$ 76,002,727.70	\$ 2,526,693,895.32	\$ 2,519,417,699.00	\$ 83,278,924.02	\$ 75,997.76	\$ 83,354,921.78
01R Undistributed Receipts	1,129,203.39	306,084.52	1,435,287.91	1,435,287.91
01T Local Leasehold Excise Tax	377,065.70	(949,221.29)	1,326,286.99	1,326,286.99
034 Local Sales and Use Tax
035 State Payroll Revolving	30,677,999.89	556,087,086.98	563,561,037.94	23,204,048.93	2,033,380.76	25,237,429.69
768 Local Real Estate Excise Tax
795 State Investment Board Commingled Monthly Bond
847 Separately Managed State Agency Investment
865 State Investment Board Commingled Trust	421,328.46	421,328.46
877 OASI Contribution
TOTAL AGENCY FUNDS	\$ 108,186,996.68	\$ 3,083,508,395.28	\$ 3,082,450,844.11	\$ 109,244,547.85	\$ 2,109,378.52	\$ 111,353,926.37
TOTAL TREASURY FUNDS	\$ \$6,569,433,402.24	\$ 9,909,412,569.09	\$ 9,763,404,990.66	\$ 6,715,440,980.67	\$ 117,646,602.14	\$ 6,833,087,582.81

RECEIPTS AND DISBURSEMENTS FOR TREASURER'S TRUST FUNDS

	October 1, 2020	October 2020		October 31, 2020		
	Beginning Book Balance	Plus Receipts	Less Disbursements	Ending Book Balance	Outstanding Warrants	Ending Cash Balance
GENERAL FUND						
06N Local Tax Administration	\$	\$	\$	\$	\$	\$
07F Commercial Fisheries Buyback
08B Foster Care Endowed Scholarship Trust	16,303.71	13.19	16,316.90	16,316.90
08E Individual Development Account Program	2,039.98	1.65	2,041.63	2,041.63
08N State Financial Aid	9,340,939.04	48,409,585.73	25,605,359.53	32,145,165.24	20,108.98	32,165,274.22
08T Transportation Innovative Partnership
10V Invasive Species Council
11M Poet Laureate	115.55	115.55	115.55
11R Hospital Infection Control Grant
12L Outdoor Education and Recreation Prog	1,179,737.58	1,179,737.58	1,179,737.58
12P Geoduck Aquaculture Research	386,757.20	51,548.97	335,208.23	335,208.23
131 Fair	2,250,400.41	1,822.56	4,864.24	2,247,358.73	2,247,358.73
14N Legislative Oral History	33,000.20	33,000.20	33,000.20
14P Skeletal Human Remains Assistance	290,642.30	290,642.30	290,642.30
15B Food Animal Vet Scholarship
15N Business Assistance
16F Washington State Flag
16K Mortgage Recovery
16R Multiagency Permitting Team	97,337.38	78.73	97,416.11	97,416.11
17R Aerospace Training Student Loan	226,401.58	4,429.15	3,128.30	227,702.43	227,702.43
18C Native Education Public-Private Partnership
18F High School Completion
18G Opportunity Scholarship Match Transfer	1,399,237.52	1,399,237.52	1,399,237.52
18K 24/7 Sobriety	14,481.85	587.73	15,069.58	15,069.58
18V Science, Technology, Engineering and Math Education Lighthouse
19J Universal Communications Services	6,287,650.34	58,354.87	6,229,295.47	6,229,295.47
20L Early Start
21J Gina Grant Bull Memorial Legislative Page Scholarship	52,966.73	42.73	53,009.46	53,009.46
21K Skilled Worker Awareness Grant Program	67,183.05	67,183.05	67,183.05
21L Low-Income Home Rehab Revolving Loan Program	49,306.20	39.88	49,346.08	49,346.08
21T Suicide-Safer Homes Project	25,000.01	25,000.01	25,000.01
22A State Agency Office Relocation Pool	10,361,652.40	2,833.93	10,358,818.47	10,358,818.47
22B Highway Worker Memorial Scholarship
22S Landlord Mitigation Program	1,641,566.41	195,506.02	179,332.86	1,657,739.57	30,405.85	1,688,145.42
22V Medical Student Loan	743,479.24	743,479.24	743,479.24
23B Rural Jobs Program Match Transfer	500,000.00	500,000.00	500,000.00
23E Washington History Day	80,561.88	65.17	1.00	80,626.05	80,626.05
23F Open Educational Resources
23L Indian Health Improvement Reinvestment	(40,729.61)	(11.04)	16,178.73	(56,919.38)	(56,919.38)

RECEIPTS AND DISBURSEMENTS FOR TREASURER'S TRUST FUNDS

	October 1, 2020	October 2020		October 31, 2020		
	Beginning Book Balance	Plus Receipts	Less Disbursements	Ending Book Balance	Outstanding Warrants	Ending Cash Balance
GENERAL FUND (Continued)						
24A Behavioral Health Loan Repayment Program	\$ 2,000,000.00	\$	\$	\$ 2,000,000.00	\$	\$ 2,000,000.00
24F Veterans Service Officer
24W Undocumented Student Support Loan Match
290 Savings Incentive	1,963,138.48	1,963,138.48	1,963,138.48
447 Information Technology Investment Revolving	31,659,190.35	(5,910.44)	3,135,834.71	28,517,445.20	8,994.41	28,526,439.61
490 Regional Transportation Investment District
514 Agricultural Conservation Easements
534 Washington Graduate Fellowship Trust	489.80	489.80	489.80
551 Washington Youth and Families	124,634.31	124,634.31	124,634.31
552 Conservation Assistance Revolving	428,320.25	428,320.25	428,320.25
646 Higher Ed Retirement Plan Supplemental Benefit
653 Washington Distinguished Professorship Trust
703 COVID-19 Unemployment	25,000,000.00	25,000,000.00	25,000,000.00
743 College Faculty Awards Trust	186.14	186.14	186.14
747 Health Professional Loan Repayment & Scholarship Program	7,371,914.03	1,285,558.69	1,289,547.88	7,367,924.84	60,332.10	7,428,256.94
748 Higher Education Coord. Board for Innovation and Quality
781 Cross-State Trail	473.10	473.10	473.10
793 Health Insurance Pool
817 Stadium and Exhibition Center Construction
835 Four Year Student Child Care in Higher Education	\$101,261.57	101,261.57	101,261.57
TOTAL GENERAL FUND	\$ 103,655,638.98	\$ 49,891,809.75	\$ 30,346,985.02	\$ 123,200,463.71	\$ 119,841.34	\$ 123,320,305.05
SPECIAL REVENUE FUNDS						
01F Crime Victims' Compensation	\$ 474,489.11	\$ 66,644.14	\$ 916.60	\$ 540,216.65	\$ 964.91	\$ 541,181.56
03K Industrial Insurance Premium Refund	5,362,227.58	5,381.45	25,368.83	5,342,240.20	125.60	5,342,365.80
04F Real Estate Education Program	694,472.36	752.36	695,224.72	695,224.72
06H Oral History, State Library, and Archives	43,100.25	52.00	8,545.14	34,607.11	34,607.11
06J Securities Prosecution	600,124.64	625.00	600,749.64	600,749.64
07A Mortgage Lending Fraud Prosecution	278,480.79	49,146.89	35,109.00	292,518.68	35,109.00	327,627.68
07B Organ and Tissue Donation Awareness	147,953.54	50,601.60	149,648.27	48,906.87	149,648.27	198,555.14
07E Contract Harvesting Revolving	10,610,839.61	8,251.79	3,640,848.65	6,978,242.75	13,116.79	6,991,359.54
07J "Helping Kids Speak"	3,222.35	2,037.00	2,072.01	3,187.34	3,187.34
07K Special License Plate Applicant Trust	12,206.00	12,206.00	12,206.00
07L Legislative International Trade	77.33	77.33	77.33
07N Produce Railcar Pool	50.42	0.04	50.46	50.46
07T Commemorative Works	3,448.57	2.78	3,451.35	3,451.35
07V Fish and Wildlife Enforcement Reward	500,325.97	37,319.65	13,318.97	524,326.65	220.00	524,546.65
08C Gonzaga University Alumni Association	6,956.72	3,812.66	4,984.02	5,785.36	5,785.36
08F Lighthouse Environmental Programs	13,661.64	7,165.67	8,463.00	12,364.31	12,364.31
08G Flexible Spending Administrative	2,069,432.10	430.00	92,188.24	1,977,673.86	1,977,673.86

RECEIPTS AND DISBURSEMENTS FOR TREASURER'S TRUST FUNDS

	October 1, 2020		October 2020		October 31, 2020		
	Beginning Book Balance		Plus Receipts	Less Disbursements	Ending Book Balance	Outstanding Warrants	Ending Cash Balance
SPECIAL REVENUE FUNDS (Continued)							
08J Prescription Drug Consortium	\$ 42,947.77	\$	\$	\$	\$ 42,947.77	\$	\$ 42,947.77
08L "Ski & Ride Washington"	3,826.89		3,614.34	3,201.33	4,239.90		4,239.90
08P State Parks Education and Enhancement	399,659.72		13,318.67	10,002.53	402,975.86		402,975.86
08V Veterans Stewardship	833,114.51		56,198.82	91,150.39	798,162.94	4,039.77	802,202.71
08W "Washington's National Park Fund"	29,096.60		24,728.68	24,241.03	29,584.25		29,584.25
098 Eastern Washington Pheasant Enhancement	472,516.67		79,068.08	29,623.67	521,961.08	2.25	521,963.33
09A We Love Our Pets	13,071.23		4,456.68	5,506.66	12,021.25		12,021.25
09B Boating Safety Education Certification	776,771.35		14,401.71	36,964.40	754,208.66	10,214.70	764,423.36
09J Washington Coastal Crab Pot Buoy Tag	194,139.65		66,000.00	22,434.07	237,705.58		237,705.58
09K Life Sciences Discovery	87,694.01		3,745.76	91,439.77		91,439.77
09L Nursing Resource Center	244,729.64		65,876.07	275.38	310,330.33	80.00	310,410.33
10F "Share the Road"	18,507.05		7,422.34	7,737.34	18,192.05	7,737.34	25,929.39
11A Employment Training Finance	396,330.47		4,861.91	401,192.38		401,192.38
11J Electronic Products Recycling	673,428.19		(2,406.67)	30,012.14	641,009.38	93.76	641,103.14
11P Large On-Site Sewage Systems
11V Veteran Estate Management	16,897.24		31,037.94	31,591.88	16,343.30	191.82	16,535.12
126 Agricultural Local	16,756,697.61		2,042,184.29	2,159,224.94	16,639,656.96	140,930.40	16,780,587.36
128 Grain Inspection Revolving	547,694.08		1,943,658.45	1,300,440.76	1,190,911.77	845.64	1,191,757.41
12E Assisted Living Facility Management	467,364.75		(6,000.00)	473,364.75		473,364.75
12F Manufactured/Mobile Home Dispute Resol	2,478,113.41		64,097.25	59,126.18	2,483,084.48		2,483,084.48
12G Rockfish Research	455,989.51		10,944.24	45,001.05	421,932.70	9.50	421,942.20
12H Uniformed Service Shared Leave Pool	832,516.86		(5,897.78)	838,414.64		838,414.64
12N Get Ready For Math & Science Schlarshp	198,951.78		3,738.54	202,690.32		202,690.32
133 Children's Trust	397,851.30		3,525.20	53.85	401,322.65		401,322.65
14E Washington State Library Operations	3,569,327.47		726,929.19	530,060.29	3,766,196.37	506.20	3,766,702.57
14W Reduced Cigarette Ignition Propensity	655,986.06		9,029.62	391.61	664,624.07	42.09	664,666.16
15A Transitional Housing Oper & Rent	0.41		0.41		0.41
15T Broadband Mapping
15V Funeral and Cemetery	194,553.88		21,215.40	74,219.67	141,549.61	50.00	141,599.61
15W Guaranteed Asset Protection Waiver	19,750.00		19,750.00		19,750.00
163 Worker and Community Right to Know	3,313,015.22		188,363.32	142,933.94	3,358,444.60	662.92	3,359,107.52
169 Horse Racing Commission Operating	668,170.31		143,565.75	153,663.82	658,072.24	138.13	658,210.37
16B Landscape Architects' License	213,094.28		17,355.00	29,567.84	200,881.44		200,881.44
16E Spec Forest Products Outreach/Education	71,523.46		231.63	71,755.09		71,755.09
16G Universal Vaccine Purchase	17,943,744.41		5,792,437.88	6,903,123.70	16,833,058.59		16,833,058.59
16L Accessible Communities	610,159.79		14,589.28	665.44	624,083.63		624,083.63
16N Disabled Veterans Assistance
16T Product Stewardship Programs	312,281.37		(422.75)	3,728.51	308,130.11	5.86	308,135.97
17L Foreclosure Fairness	646,564.10		14,950.00	101.52	661,412.58	53.05	661,465.63

RECEIPTS AND DISBURSEMENTS FOR TREASURER'S TRUST FUNDS

	October 1, 2020	October 2020		October 31, 2020		
	Beginning Book Balance	Plus Receipts	Less Disbursements	Ending Book Balance	Outstanding Warrants	Ending Cash Balance
SPECIAL REVENUE FUNDS (Continued)						
17M Individual-Based/Portable Background Check Clearance	\$ 729,996.73	\$ 23,556.00	\$ 362.10	\$ 753,190.63	\$ 84.00	\$ 753,274.63
17V Volunteer Firefighters	5,896.33	3,021.67	2,793.00	6,125.00	6,125.00
180 Local Government Administrative Hearings	249,158.01	5,784.48	4,099.56	250,842.93	250,842.93
189 Clarke-McNary
18A Investing In Innovation	34,347.09	34,347.09	34,347.09
18E Educator Certification Processing	2,231,096.89	117,266.00	225,084.54	2,123,278.35	1,462.00	2,124,740.35
18M Music Matters Awareness	7,532.00	5,924.33	5,572.01	7,884.32	7,884.32
18N Damage Prevention	139,871.00	6,400.00	10,725.00	135,546.00	135,546.00
18R Seattle Sounders FC	8,109.26	5,296.67	5,858.99	7,546.94	7,546.94
190 Forest Fire Protection Assessment	10,197,832.45	2,121.14	387,565.01	9,812,388.58	2,448.32	9,814,836.90
193 State Forest Nursery Revolving	840,734.45	462.70	(567,506.94)	1,408,704.09	4,752.64	1,413,456.73
195 Energy	218.21	0.17	218.38	218.38
197 Statute Law Committee Publications	859,999.73	22,155.00	5,238.12	876,916.61	355.59	877,272.20
198 Access Road Revolving	8,328,141.77	1,452.53	196,053.49	8,133,540.81	11,009.82	8,144,550.63
19B School for the Blind	2,781,843.24	131,912.33	155,392.46	2,758,363.11	2,758,363.11
19E 4-H Program	532.00	420.00	532.00	420.00	420.00
19F Seattle Seahawks	81,729.49	35,833.02	38,708.69	78,853.82	78,853.82
19H Center for Deaf/Hard of Hearing Youth	1,289,802.21	37,062.49	1,326,864.70	1,326,864.70
19M Seattle University	38,894.35	772.33	39,666.68	39,666.68
19P Child Rescue	23,174.61	3,973.01	27,147.62	27,147.62
19R Residential Services and Support	96,008.93	(32.72)	96,041.65	96,041.65
19W Wolf-Livestock Conflict	254,406.73	600.00	253,806.73	253,806.73
205 Mobile Home Park Relocation	2,826,145.86	108,905.52	22,511.04	2,912,540.34	53.05	2,912,593.39
206 Cost of Supervision	1,085,530.87	124,453.60	256,841.79	953,142.68	869.31	954,011.99
209 Regional Fisheries Enhancement Group	1,323,521.66	31,445.00	33,498.30	1,321,468.36	111.68	1,321,580.04
20A State Flower	2,949.34	2,734.67	2,466.34	3,217.67	3,217.67
20D CPA Scholarship Transfer	200,000.00	200,000.00	200,000.00
20E WA Internet Crimes Against Children	1,000,000.00	1,000,000.00	1,000,000.00
20G Washington Farmers and Ranchers	592.67	336.00	308.00	620.67	504.00	1,124.67
20K Licensing & Enforcement System Modernization
20P Nursing Facility Quality Enhancement	3,270,754.44	3,270,754.44	3,270,754.44
20W Washington Tennis	7,626.43	245.00	7,871.43	7,871.43
210 Fire Protection Contractor License	436,050.70	12,821.46	39,207.03	409,665.13	409,665.13
213 Veterans' Emblem	17,159.44	441.00	17,600.44	17,600.44
214 Temporary Worker Housing	138,453.36	4,136.07	24,665.03	117,924.40	117,924.40
219 Air Operating Permit	1,685,074.57	(4,471.07)	112,571.66	1,568,031.84	353.42	1,568,385.26
21A Washington State Wrestling	756.00	557.67	672.00	641.67	641.67
21C Washington Sexual Assault Kit	922,485.08	774.93	87,715.00	835,545.01	835,545.01
21F Fred Hutch	623.00	746.67	651.00	718.67	651.00	1,369.67

RECEIPTS AND DISBURSEMENTS FOR TREASURER'S TRUST FUNDS

	October 1, 2020		October 2020		October 31, 2020		
	Beginning Book Balance		Plus Receipts	Less Disbursements	Ending Book Balance	Outstanding Warrants	Ending Cash Balance
SPECIAL REVENUE FUNDS (Continued)							
21G Washington State Aviation	\$ 84,979.78	\$	3,821.99	\$	\$ 88,801.77	\$	\$ 88,801.77
21N NE WA Wolf-Livestock Management	100,083.26		133.76	13,674.92	86,542.10	86,542.10
21Q Forest Health Revolving	17,528,348.13		14,261.73	25,667.37	17,516,942.49	356.59	17,517,299.08
21U Veteran's In-State Service Shared Leave Pool	111,095.11		(454.40)	111,549.51	111,549.51
21W K-12 Criminal Background Check	290,644.82		176,804.00	136,975.26	330,473.56	330,473.56
225 Fingerprint Identification	2,919,396.85		992,178.38	1,086,680.32	2,824,894.91	16,994.09	2,841,889.00
22G Photovoltaic Module Recycling	3,248.74		2,556.91	691.83	691.83
22H Foster Parent Shared Leave Pool	37,038.78		1,821.69	(2,195.68)	41,056.15	41,056.15
22K Watershed Restoration Enhancement	364,150.00		42,000.00	406,150.00	406,150.00
22L Public Use General Aviation Airport Loan Revolving	4,498,876.29		17,483.87	4,481,392.42	4,481,392.42
22N Fish and Wildlife Federal Lands Revolving
22P Natural Resources Federal Lands Revolving	2,904,615.76		2,428.65	(335,128.02)	3,242,172.43	3,242,172.43
22Q Seattle Mariners	7,018.68		1,236.66	1,759.34	6,496.00	6,496.00
23A Student Loan Advocate	175,000.00		47,424.31	127,575.69	127,575.69
23C Department of Licensing Tuition Recovery	77,797.84		62.93	77,860.77	77,860.77
23D Student Achievement Council Tuition Recovery Trust
23K Smoke Detection Device Awareness	36,533.32		36,533.32	36,533.32
23M County Road Administration Board Emergency Loan	511,782.81		413.97	512,196.78	512,196.78
23U Compostable Products Revolving
24C San Juan Islands Programs	1,957.67		2,907.34	2,069.67	2,795.34	2,795.34
24D Seattle Storm	473.67		168.00	641.67	641.67
24E Washington State Library-Archives Building	5,337,574.55		534,539.78	5,872,114.33	5,872,114.33
24G Hemp Regulatory	356,070.24		7,237.70	33,219.80	330,088.14	814.84	330,902.98
24S Seattle NHL Hockey
24T State Firearms Background Check System	8,882,866.20		126,066.20	8,756,800.00	8,756,800.00
259 Coastal Crab	106,346.27		620.00	6,175.95	100,790.32	100,790.32
25A Washington Apples	6,491.33		2,279.67	8,771.00	8,771.00
274 Adult Family Home	867,821.21		13,050.01	854,771.20	854,771.20
281 Impaired Driving Safety	198,650.73		139,009.50	489,500.00	(151,839.77)	(151,839.77)
283 Juvenile Accountability Incentive	309,975.27		250.73	310,226.00	310,226.00
297 Pipeline Safety	3,146,703.00		19,196.72	210,656.05	2,955,243.67	4,350.50	2,959,594.17
298 Geologists'	151,766.39		19,695.00	33,580.44	137,880.95	100.00	137,980.95
300 Financial Services Regulation	17,386,377.52		1,521,619.89	2,485,219.85	16,422,777.56	22,777.11	16,445,554.67
320 Puget Sound Crab Pot Buoy Tag	50,521.23		531.25	1,000.76	50,051.72	50,051.72
328 Crim Justice Training Commis Firing Range Maintenance	174,461.00		174,461.00	174,461.00
416 Surplus and Donated Food Commodities Revolving	3,397,821.77		403,673.11	732,687.18	3,068,807.70	156,679.68	3,225,487.38
424 Anti-Trust Revolving	1,297,631.04		219,721.15	181,779.17	1,335,573.02	1,335,573.02
474 School Employees Flexible & Dependent Care Administration	102,468.37		13,829.76	38,518.21	77,779.92	77,779.92
480 Financial Education Public-Private Partnership	76,841.17		76,841.17	76,841.17

RECEIPTS AND DISBURSEMENTS FOR TREASURER'S TRUST FUNDS

	October 1, 2020		October 2020		October 31, 2020		
	Beginning Book Balance		Plus Receipts	Less Disbursements	Ending Book Balance	Outstanding Warrants	Ending Cash Balance
SPECIAL REVENUE FUNDS (Continued)							
485 Horse Racing Owners' Bonus/Breeder Awards	\$ 281,592.70	\$	34,080.68	\$ 522.60	\$ 315,150.78	\$ 36.33	\$ 315,187.11
495 Toll Collection	26,123,936.37		12,328,920.95	14,004,479.66	24,448,377.66	40,498.51	24,488,876.17
496 Educator Conditional Scholarship	5,402,511.44		28,870.20	48,273.42	5,383,108.22	6,000.00	5,389,108.22
497 Horse Racing Commission Class C Purse Fund	94,455.42		2,722.39	97,177.81	97,177.81
498 Washington State Council of Fire Fighters Benevolent	17,426.05		11,104.33	11,641.02	16,889.36	16,889.36
499 Law Enforcement Memorial	53,707.05		27,911.38	28,674.33	52,944.10	52,944.10
501 Liquor Revolving	7,428,885.36		42,841,752.71	3,685,397.75	46,585,240.32	85,044.47	46,670,284.79
503 Tuition Recovery	3,984,279.72		33,248.66	180,686.55	3,836,841.83	66,607.03	3,903,448.86
515 DNA Data Base	471,347.19		47,933.31	12,003.98	507,276.52	507,276.52
516 Fruit and Vegetable Inspection	10,773,783.39		1,040,792.71	1,485,704.82	10,328,871.28	2,166.09	10,331,037.37
536 Federal Food Service Revolving	2,173,279.44		425,556.28	435,713.36	2,163,122.36	100,943.52	2,264,065.88
553 Performance Audits of Government	7,083,395.75		3,070,483.49	1,515,567.98	8,638,311.26	3,931.33	8,642,242.59
561 Community Technical College Innovation	2,615,133.42		2,460,074.30	885,485.02	4,189,722.70	4,189,722.70
687 Rural Rehabilitation	111,242.07		89.98	111,332.05	111,332.05
688 Federal Local Rail Service Assistance	81,946.47		63.77	82,010.24	82,010.24
731 Child Care Facility Revolving	73,376.88		706.24	74,083.12	74,083.12
732 Nursing Home Civil Penalties	1,625,916.19		(11,000.00)	1,636,916.19	1,636,916.19
746 Hanford Area Economic Investment	20,513.70		7,929.90	28,443.60	28,443.60
749 Governor's Interagency Committee of State Employed Women	129,646.05		440.10	129,205.95	129,205.95
761 Basic Health Plan Subscription	250,744.09		250,744.09	250,744.09
763 Center for the Improvement of Student Learning	35,600.68		35,600.68	35,600.68
773 Commission on Higher Ed Prof Student Ex Program	51,200.00		51,200.00	51,200.00
774 University of Washington License Plate	90,041.00		28,527.34	118,568.34	118,568.34
776 Washington State University License Plate	64,456.02		62,918.33	127,374.35	127,374.35
778 Western Washington University License Plate	5,744.66		1,738.34	7,483.00	7,483.00
779 Eastern Washington University License Plate	90,506.13		4,473.01	94,979.14	94,979.14
780 School Zone Safety Account	1,326,956.26		8,570.08	6,055.30	1,329,471.04	1,329,471.04
783 Central Washington University License Plate	6,166.97		1,647.33	7,814.30	7,814.30
784 Miscellaneous Transportation Programs	(8,645,546.27)		22,883,214.01	19,145,094.51	(4,907,426.77)	264,276.76	(4,643,150.01)
786 The Evergreen State College License Plate	15,832.71		595.00	16,427.71	16,427.71
789 Advanced Environmental Mitigation Revolving	4,392,371.39		8,382.83	4,400,754.22	4,400,754.22
816 Stadium and Exhibition Center	67,215,768.07		1,170,211.94	68,385,980.01	68,385,980.01
821 Impaired Physician	506,873.33		188,400.00	159,861.93	535,411.40	535,411.40
823 Livestock Nutrient Management	14,671.51		500.00	3,447.89	11,723.62	11,723.62
833 Developmental Disabilities Endowment Trust	3,391,357.57		424,749.72	119,706.43	3,696,400.86	36,618.51	3,733,019.37
834 Capitol Furnishings Preservation Committee	28,731.74		28,731.74	28,731.74
878 Federal Forest Revolving	4,622.12		3.74	4,625.86	4,625.86
880 Advance Right-of-Way Revolving	28,413,142.12		364,195.03	3,337.79	28,773,999.36	484.11	28,774,483.47
884 Gambling Revolving	14,466,069.78		944,675.60	1,148,193.17	14,262,552.21	21,811.33	14,284,363.54

RECEIPTS AND DISBURSEMENTS FOR TREASURER'S TRUST FUNDS

	October 1, 2020	October 2020		October 31, 2020		
	Beginning Book Balance	Plus Receipts	Less Disbursements	Ending Book Balance	Outstanding Warrants	Ending Cash Balance
SPECIAL REVENUE FUNDS (Continued)						
885 Plumbing Certificate	\$ 1,158,974.53	\$ 83,798.34	\$ 112,212.27	\$ 1,130,560.60	\$ 2.35	\$ 1,130,562.95
892 Pressure Systems Safety	\$204,057.50	207,107.42	155,065.00	256,099.92	966.01	257,065.93
TOTAL SPECIAL REVENUE FUNDS	\$ 369,632,344.30	\$ 105,153,872.74	\$ 65,201,293.76	\$ 409,584,923.28	\$ 1,218,901.99	\$ 410,803,825.27
CAPITAL PROJECTS FUNDS						
366 Watershed Restoration Enhancement Bond	\$ 8,007,183.22	\$	\$ 171,084.68	\$ 7,836,098.54	\$ 45,027.21	\$ 7,881,125.75
377 Watershed Restoration Enhancement Taxable Bond
TOTAL CAPITAL PROJECTS FUNDS	\$ 8,007,183.22	\$	\$ 171,084.68	\$ 7,836,098.54	\$ 45,027.21	\$ 7,881,125.75
PERMANENT FUNDS						
842 American Indian Scholarship Endowment	\$ 302,155.38	\$ 246.48	\$ 668.00	\$ 301,733.86	\$	\$ 301,733.86
852 Foster Care Scholarship Endowment	\$3,844.18	3.11	3,847.29	3,847.29
TOTAL PERMANENT FUNDS	\$ 305,999.56	\$ 249.59	\$ 668.00	\$ 305,581.15	\$	\$ 305,581.15
ENTERPRISE FUNDS						
22E Family and Medical Leave Enforcement	\$ 405,674.56	\$ 171.63	\$	\$ 405,846.19	\$	\$ 405,846.19
22F Family and Medical Leave Insurance	426,789,030.48	35,726,767.20	66,728,174.45	395,787,623.23	514,638.97	396,302,262.20
413 Municipal Revolving	2,644,857.51	2,586,372.79	2,692,999.80	2,538,230.50	1,929.61	2,540,160.11
438 Uniform Dental Plan Benefits Administration	158,811.33	401,648.00	400,668.00	159,791.33	159,791.33
439 Uniform Medical Plan Benefits Administration	432,817.99	10,071,789.00	9,510,797.11	993,809.88	993,809.88
442 Legislative Gift Center	106,334.52	337.42	1,579.76	105,092.18	105,092.18
445 Self-Insured Emplr Overpymt Reimb	88,902.46	5,648.29	42,281.66	52,269.09	7,315.98	59,585.07
446 Industrial Insurance Rainy Day Fund
449 Certificates of Participation and Other Financing - Local	317,722.79	10,960,680.41	10,874,666.66	403,736.54	403,736.54
456 Separately Managed State Treasurer's Service	61,825.78	7,670.99	7,760.80	61,735.97	61,735.97
463 Washington College Savings Program	(417,803.79)	96,799.12	56,059.31	(377,063.98)	1,150.00	(375,913.98)
470 Imaging	89,692.84	65,282.01	36,861.43	118,113.42	118,113.42
473 School Employees Insurance Reserve	40,951,648.82	33,125.76	40,984,774.58	40,984,774.58
475 School Employees Dental Benefits Administration	90,976.29	292,357.00	296,614.71	86,718.58	86,718.58
477 Lottery Investment
493 School Employees' Insurance	107,240,218.45	142,761,300.45	219,166,876.03	30,834,642.87	307,605.68	31,142,248.55
494 School Employees' Benefits Board Administration	1,722,875.99	2,940,039.00	2,862,483.90	1,800,431.09	1,800,431.09
543 Judicial Information Systems	3,863,576.42	1,333,771.88	1,686,283.61	3,511,064.69	1,843.20	3,512,907.89
544 Pollution Liability Insurance Program Trust	34,444,372.25	1,900,127.50	5,498,118.46	30,846,381.29	726,087.11	31,572,468.40
545 Heating Oil Pollution Liability Trust	2,002,905.11	75,800.02	38,132.52	2,040,572.61	17.40	2,040,590.01
567 Long-Term Services and Supports Trust	15,581,772.10	12,779.66	429,907.95	15,164,643.81	15,164,643.81
721 Public Employees' and Retirees' Insurance	276,531,183.17	183,555,511.93	236,886,466.73	223,200,228.37	1,718,462.00	224,918,690.37
730 Public Employees' and Retirees' Insurance Reserve	183,250,335.76	148,228.48	183,398,564.24	183,398,564.24

RECEIPTS AND DISBURSEMENTS FOR TREASURER'S TRUST FUNDS

		October 1, 2020	October 2020		October 31, 2020		
		Beginning Book Balance	Plus Receipts	Less Disbursements	Ending Book Balance	Outstanding Warrants	Ending Cash Balance
ENTERPRISE FUNDS (Continued)							
788	Advanced College Tuition Payment Program	\$ 7,551,497.75	\$ 3,134,985.75	\$ 6,543,095.45	\$ 4,143,388.05	\$ 868,980.32	\$ 5,012,368.37
TOTAL ENTERPRISE FUNDS		\$ 1,103,909,228.58	\$ 396,111,194.29	\$ 563,759,828.34	\$ 936,260,594.53	\$ 4,148,030.27	\$ 940,408,624.80
INTERNAL SERVICE FUNDS							
411	Natural Resources Equipment	\$ 9,433,833.96	\$ 2,404.28	\$ (357,765.30)	\$ 9,794,003.54	\$ 46,262.40	\$ 9,840,265.94
421	Education Technology Revolving Fund	11,030,703.82	2,238,549.91	930,939.64	12,338,314.09	47,795.33	12,386,109.42
422	General Administration Services	(156,836,877.19)	90,037,822.46	27,551,650.62	(94,350,705.35)	228,238.07	(94,122,467.28)
436	OFM Labor Relations Service	1,034,019.37	1,007,081.75	522,581.04	1,518,520.08	1,518,520.08
444	Fish & Wildlife Equipment	522,906.99	83,930.64	45,387.86	561,449.77	561,449.77
453	Minority and Women's Business Enterprises	989,844.82	509,968.00	256,874.50	1,242,938.32	255.00	1,243,193.32
458	Consolidated Technology Services Revolving	36,998,390.99	12,132,243.35	11,718,270.72	37,412,363.62	61,870.21	37,474,233.83
461	Shared Information Technology System Revolving
466	Statewide Info Tech System Development Revolving	(1,996,653.46)	1,854,598.10	2,251,232.15	(2,393,287.51)	926,603.77	(1,466,683.74)
471	State Patrol Nonappropriated Airplane Revolving	130,341.28	80,584.38	52,681.04	158,244.62	861.96	159,106.58
472	Statewide Info Tech System Maintenance & Operations Revolving	7,088,682.85	126,445.93	3,583,631.50	3,631,497.28	3,631,497.28
546	Risk Management	(988,746.96)	1,839,504.93	1,024,580.47	(173,822.50)	(173,822.50)
547	Liability	(133,035,729.50)	17,577,427.23	14,241,578.16	(129,699,880.43)	8,428,574.98	(121,271,305.45)
739	Certificates of Participation and Other Financing - State	\$614,149.33	83,305,145.97	83,273,064.03	646,231.27	5,500.00	651,731.27
TOTAL INTERNAL SERVICE FUNDS		\$ -225,015,133.70	\$ 210,795,706.93	\$ 145,094,706.43	\$ -159,314,133.20	\$ 9,745,961.72	\$ (149,568,171.48)
PRIVATE PURPOSE FUNDS							
196	Unclaimed Personal Property	\$ 686,580.37	\$ 3,540,039.03	\$ 2,173,151.74	\$ 2,053,467.66	\$ 4,749,776.85	\$ 6,803,244.51
738	Department of Social and Health Services Trust	53,654.52	53,654.52	53,654.52
799	WA Achieving a Better Life Experience Program	\$6,347.04	3,063.49	9,410.53	9,410.53
TOTAL PRIVATE PURPOSE FUNDS		\$ 746,581.93	\$ 3,543,102.52	\$ 2,173,151.74	\$ 2,116,532.71	\$ 4,749,776.85	\$ 6,866,309.56
PENSION TRUST FUNDS							
838	LEOFF Retirement System Benefits Improvement	\$ 1.28	\$	\$	\$ 1.28	\$	\$ 1.28
TOTAL PENSION TRUST FUNDS		\$ 1.28	\$	\$	\$ 1.28	\$	\$ 1.28
AGENCY FUNDS							
165	Salary Reduction	\$ 3,951,069.75	\$ 3,268,222.53	\$ 2,523,028.74	\$ 4,696,263.54	\$	\$ 4,696,263.54
16C	Real Estate/Property Tax Admin Assistance	71,652.50	72,717.50	71,465.00	72,905.00	72,905.00
17A	County Enhanced 911 Excise Tax	6,316,232.19	(142,903.27)	6,459,135.46	6,459,135.46
525	Washington State Combined Fund Drive	976,882.65	283,093.93	(126.37)	1,260,102.95	7,523.65	1,267,626.60
660	Natural Resources Deposit	36,901,748.63	59,768,301.57	53,035,344.70	43,634,705.50	301,845.50	43,936,551.00
734	Centennial Document Preservation and Modernization	1,181,620.50	426,481.00	1,608,101.50	1,608,101.50
737	High Occupancy Vehicle
757	Maritime Historic Restoration and Preservation	5,829.72	136.67	5,966.39	5,966.39
797	Local Tourism Promotion	794,682.69	(122,115.72)	916,798.41	916,798.41

RECEIPTS AND DISBURSEMENTS FOR TREASURER'S TRUST FUNDS

	October 1, 2020	October 2020		October 31, 2020		
	Beginning Book Balance	Plus Receipts	Less Disbursements	Ending Book Balance	Outstanding Warrants	Ending Cash Balance
AGENCY FUNDS (Continued)						
802 School Employees Salary Reduction	\$ 721,144.19	\$ 2,059,760.91	\$ 1,526,379.58	\$ 1,254,525.52	\$	\$ 1,254,525.52
TOTAL AGENCY FUNDS	\$ 50,920,862.82	\$ 65,878,714.11	\$ 56,891,072.66	\$ 59,908,504.27	\$ 309,369.15	\$ 60,217,873.42
TOTAL TREASURER'S TRUST FUNDS	\$ 1,412,162,706.97	\$ 831,374,649.93	\$ 863,638,790.63	\$ 1,379,898,566.27	\$ 20,336,908.53	\$ 1,400,235,474.80

INVESTMENT STATEMENT

INVESTMENT STATEMENT

Fund / Account	October 1, 2020	Purchased	Maturities & Sales	Amortization	October 31, 2020
Treasury & Treasurer's Trust					
Investments (trade date basis)	\$ 8,079,117,756.48	\$ 4,134,505,225.76	\$ 4,030,062,818.44	\$ (15,230.37)	\$ 8,183,544,933.43
Reverse Repurchase Agreements
Purchased Accrued Interest	73,203.47	48,156.74	15,924.38	105,435.83
Total Treasury & Treasurer's Trust	\$ 8,079,190,959.95	\$ 4,134,553,382.50	\$ 4,030,078,742.82	\$ (15,230.37)	\$ 8,183,650,369.26
Local Government Investment Pool					
Investments (trade date basis)	\$ 20,594,138,728.71	\$ 40,665,452,067.04	\$ 37,885,742,920.25	\$ 1,668,089.70	\$ 23,375,515,965.20
Reverse Repurchase Agreements
Purchased Accrued Interest	8,151.02	37,812.04	45,963.06
Total Local Government Investment Pool	\$ 20,594,146,879.73	\$ 40,665,489,879.08	\$ 37,885,742,920.25	\$ 1,668,089.70	\$ 23,375,561,928.26
Separately Managed Accounts					
Investments (trade date basis)	\$ 460,501,132.73	\$ 34,924,446.66	\$ 39,469,655.82	\$ 17,409.62	\$ 455,973,333.19
Purchased Accrued Interest	2,643.34	1,138.78	3,782.12
Total Separately Managed Accounts	\$ 460,503,776.07	\$ 34,925,585.44	\$ 39,469,655.82	\$ 17,409.62	\$ 455,977,115.31
Total All Accounts	\$ 29,133,841,615.75	\$ 44,834,968,847.02	\$ 41,955,291,318.89	\$ 1,670,268.95	\$ 32,015,189,412.83

INVESTMENT INTEREST INCOME AND CAPITAL GAINS

INVESTMENT INTEREST INCOME AND CAPITAL GAINS CURRENT MONTH AND FISCAL YEAR TO DATE COMPARISON

Fund / Account	October 2020	October 2019	Fiscal Year 2021	Fiscal Year 2020
Treasury & Treasurer's Trust				
Cash	\$ 3,802,818.87	\$ 9,000,774.92	\$ 31,048,011.03	\$ 51,794,454.42
Custody Bank Fees	(5,147.39)	(5,136.34)	(20,916.23)	(20,195.79)
Other Bank Fees	(1,602.57)	(14,198.47)	(10,332.91)	(45,123.84)
Amortization	(15,230.37)	1,408,498.24	297,181.49	6,306,168.49
Accrued Interest	3,630,629.92	1,235,345.64	676,993.23	(8,478,070.76)
Gains and Losses	2,883,190.81	192,845.49	9,780,469.03	478,265.06
Total Treasury & Treasurer's Trust	\$ 10,294,659.27	\$ 11,818,129.48	\$ 41,771,405.64	\$ 50,035,497.58
Local Government Investment Pool				
Cash	\$ 1,876,246.84	\$ 13,888,496.67	\$ 7,877,003.04	\$ 63,866,494.61
Amortization	1,668,089.70	14,854,537.37	10,656,624.48	59,537,813.35
Accrued Interest	(142,700.20)	(880,049.83)	(813,585.94)	(4,893,625.19)
Gains and Losses	1,397.32	679,803.18	124,585.18	1,981,589.34
Total Local Government Investment Pool	\$ 3,403,033.66	\$ 28,542,787.39	\$ 17,844,626.76	\$ 120,492,272.11
Separately Managed Accounts				
Cash	\$ 338,989.48	\$ 145,743.77	\$ 2,646,498.97	\$ 1,535,742.27
Amortization	17,409.62	71,125.40	85,183.58	297,257.31
Accrued Interest	158,192.80	221,445.51	(506,593.79)	(57,003.81)
Gains and Losses	109,450.14	426,935.48
Total Separately Managed Accounts	\$ 624,042.04	\$ 438,314.68	\$ 2,652,024.24	\$ 1,775,995.77
Total All Accounts	\$ 14,321,734.97	\$ 40,799,231.55	\$ 62,268,056.64	\$ 172,303,765.46

DUANE A. DAVIDSON
STATE TREASURER
PO BOX 40200
OLYMPIA WA 98504-0200

