



**Washington State
Treasurer's
Monthly Report**

September 2017



**DUANE A. DAVIDSON
State Treasurer**

In accordance with the Americans with Disabilities Act, this publication will be made available in alternate formats upon request to the Office of the State Treasurer, Legislative Building, 2nd Floor, Olympia, Washington 98504-0200, telephone (360) 902-9000, fax (360) 902-9037 or TTY Users Call: 7-1-1.
Web Site: <http://tre.wa.gov>.

TABLE OF CONTENTS

	<i>Page</i>
State Treasurer’s Letter	1
General Fund	2
Treasury, Treasurer’s Trust and Local Government Investment Pool Flow Chart	3
Treasury & Treasurer’s Trust, Treasury and Treasurer’s Trust Charts	4
General Fund and Local Government Investment Pool Charts	5
Receipts and Disbursements for the State Treasury	6
Receipts and Disbursements for Trust Funds	16
Investment Statement & Investment Interest Income and Capital Gains	24



DUANE A. DAVIDSON,
State Treasurer

State of Washington
Office of the Treasurer
Legislative Building
P.O. Box 40200
Olympia, Washington 98504-0200

(360) 902-9000 • TTY 7-1-1
FAX (360) 902-9037
Home Page <http://tre.wa.gov>

Fellow Washingtonians,

I am pleased to report on the operations of the Office of the State Treasurer for the month of September 2017. At the close of the month, the Treasury & Treasurer's Trust book balance was \$5.1 billion with investment earnings distributed for the month of \$4.5 million.

Sincerely,

A handwritten signature in blue ink, appearing to read "Duane Davidson", written in a cursive style.

Duane A. Davidson
Washington State Treasurer

GENERAL FUND

GENERAL FUND CURRENT MONTH AND FISCAL YEAR TO DATE COMPARISON (In Millions)

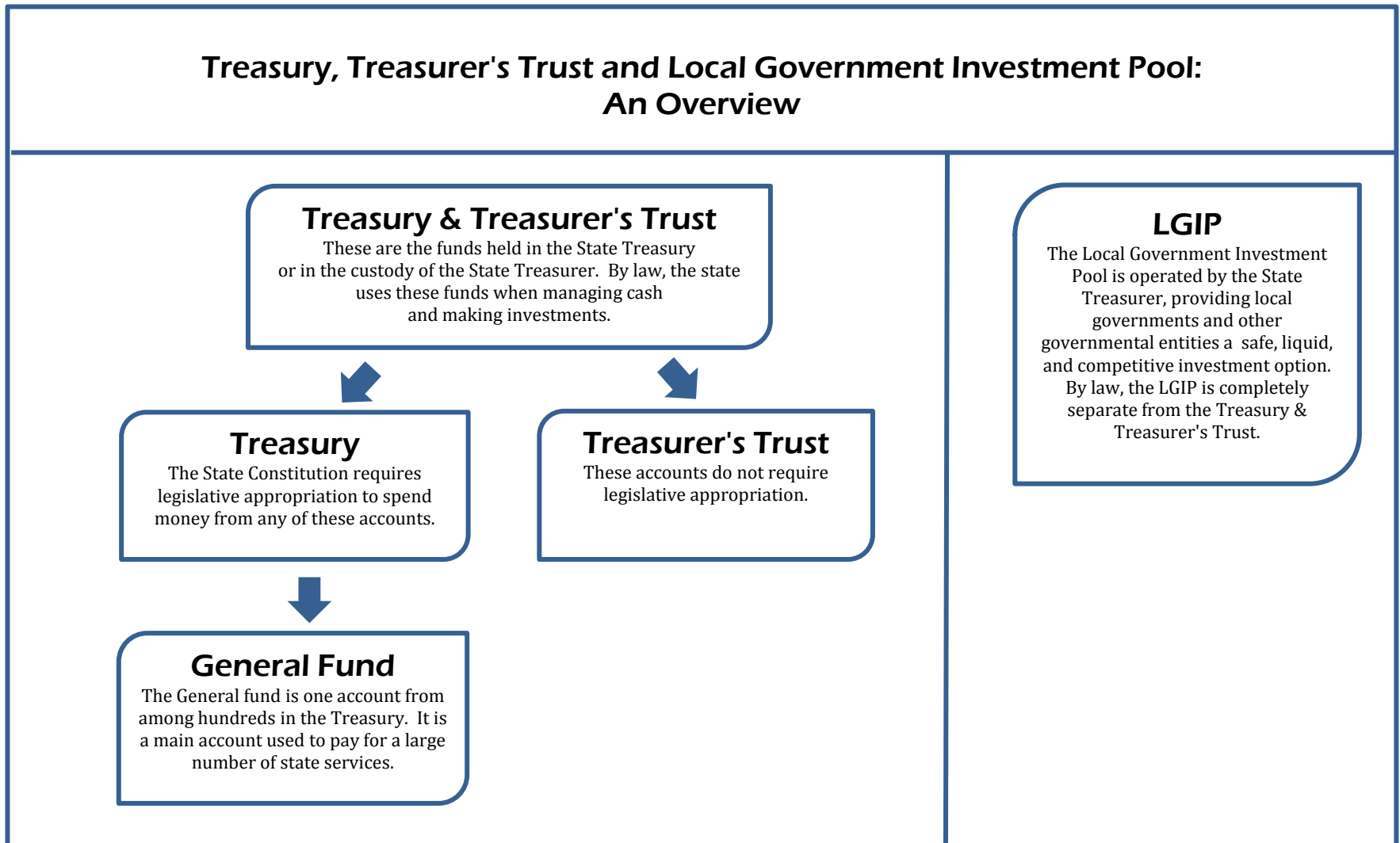
	Month of September		Fiscal Year to Date	
	2017	2016	2018	2017
Beginning Book Balance	\$ (80.240)	\$ 707.552	\$ 863.390	\$ 1,614.932
Cash Revenue	2,687.420	2,600.903	7,128.115	7,084.478
Other Cash Receipts	487.128	545.666	2,660.215	2,299.989
Total Cash Receipts	<u>\$ 3,174.548</u>	<u>\$ 3,146.569</u>	<u>\$ 9,788.330</u>	<u>\$ 9,384.467</u>
Total Cash Disbursements	<u>\$ 3,410.506</u>	<u>\$ 3,551.037</u>	<u>\$ 10,967.918</u>	<u>\$ 10,696.315</u>
Ending Book Balance	<u>\$ (316.198)</u>	<u>\$ 303.084</u>	<u>\$ (316.198)</u>	<u>\$ 303.084</u>
Cash Revenue				
Bond Retirement & Interest	\$ 0.000	\$ 0.000	\$ (0.167)	\$ (0.155)
Secretary of State	2.791	2.812	8.385	8.194
Department of Revenue:				
Retail Sales Tax	886.022	758.574	2,490.401	2,440.127
Business & Occupation Tax	313.799	280.428	954.580	956.880
Compensating Tax	48.937	60.838	166.747	179.611
Cigarette Tax	32.376	37.031	78.453	100.246
Public Utility Tax	28.396	25.706	85.477	91.115
Various Other Revenue	29.753	109.480	86.974	212.914
Insurance Commission	124.552	118.621	143.955	131.867
Liquor and Cannabis Board	25.798	19.428	26.247	25.899
Department of Licensing:				
Excise Tax – Other	0.016	0.017	0.053	0.048
Various Other Revenue	0.190	1.396	4.748	5.408
Department of Social & Health Services	16.181	19.360	32.857	36.166
Universities & Colleges	0.000	0.000	0.000	0.000
Treasurer's Transfers	(1.970)	1.596	(39.484)	(37.583)
Counties:				
Property Tax	14.854	11.830	34.929	30.980
Real Estate Excise Tax	94.545	90.960	363.086	291.604
Various Other Revenue	5.018	5.023	14.501	14.504
Federal Grants-In-Aid (All Agencies)	910.580	1,048.810	2,397.788	2,477.543
Revenues Distributed to Local Governments	(1.779)	(0.274)	(2.326)	(0.810)
Other Agencies' Cash Revenue	157.361	9.267	280.911	119.920
Total Cash Revenue	<u>\$ 2,687.420</u>	<u>\$ 2,600.903</u>	<u>\$ 7,128.115</u>	<u>\$ 7,084.478</u>

Source: Agency Financial Reporting System (AFRS).

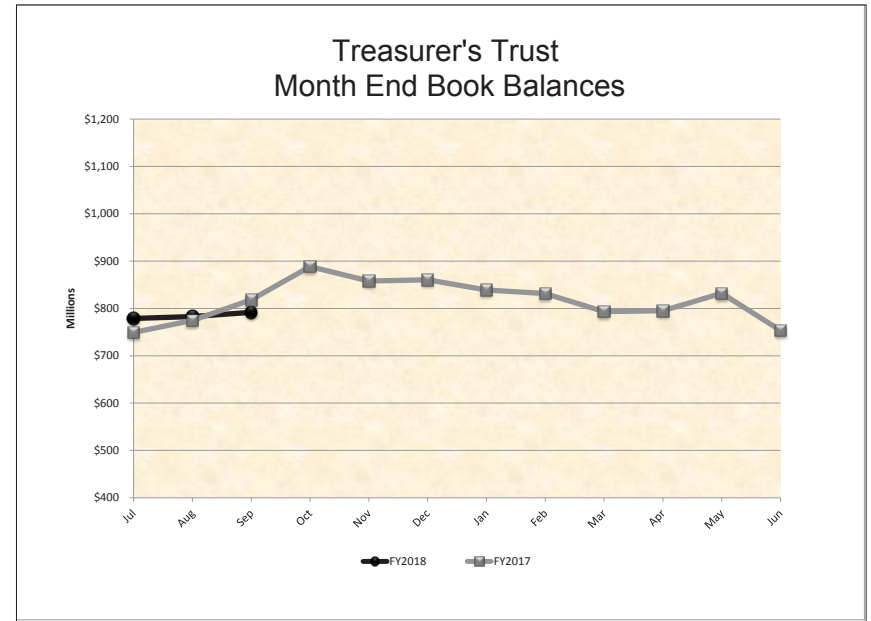
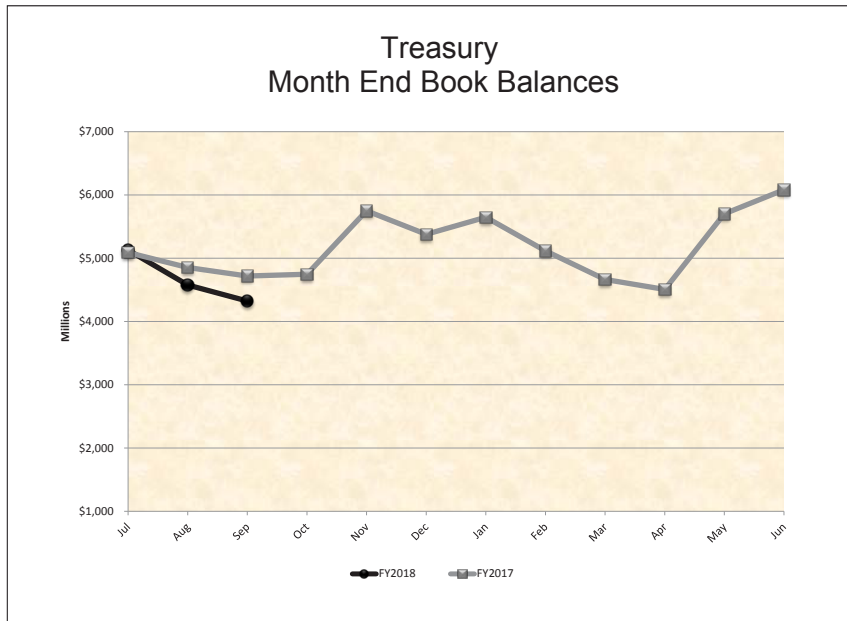
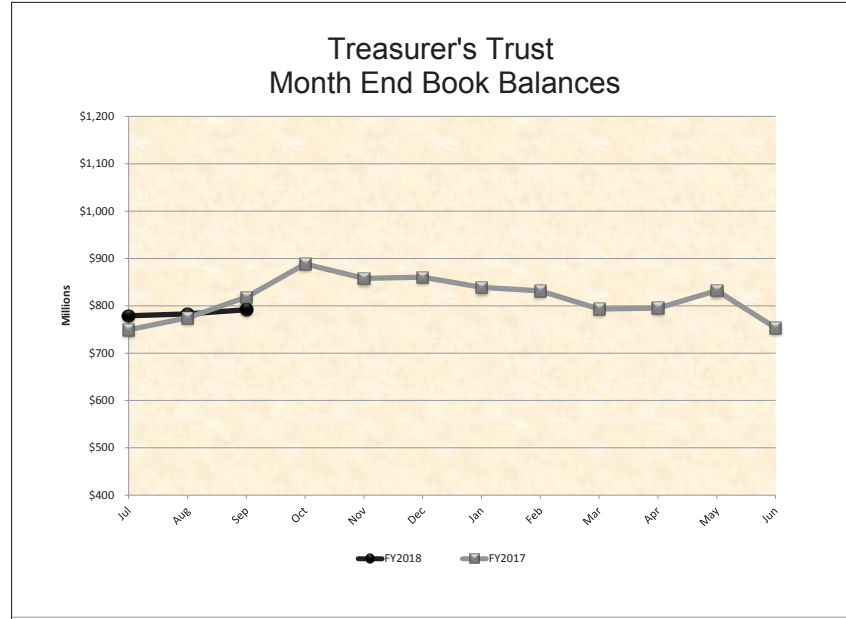
TREASURY, TREASURER'S TRUST AND LGIP FLOW CHART

The State Treasurer is charged with the cash management of public funds, which includes two categories of state funds and accounts: (1) funds and accounts located in the state treasury, which are subject to legislative appropriation; and (2) Treasurer's trust funds, which are accounts placed in the custody of the State Treasurer, and not typically subject to legislative appropriation. Funds within these accounts are comingled for investment and cash management purposes.

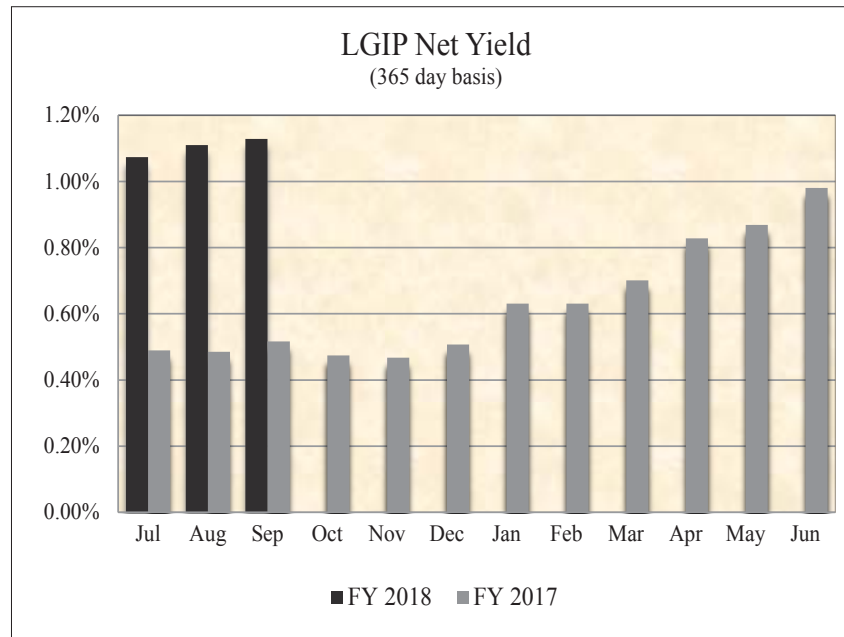
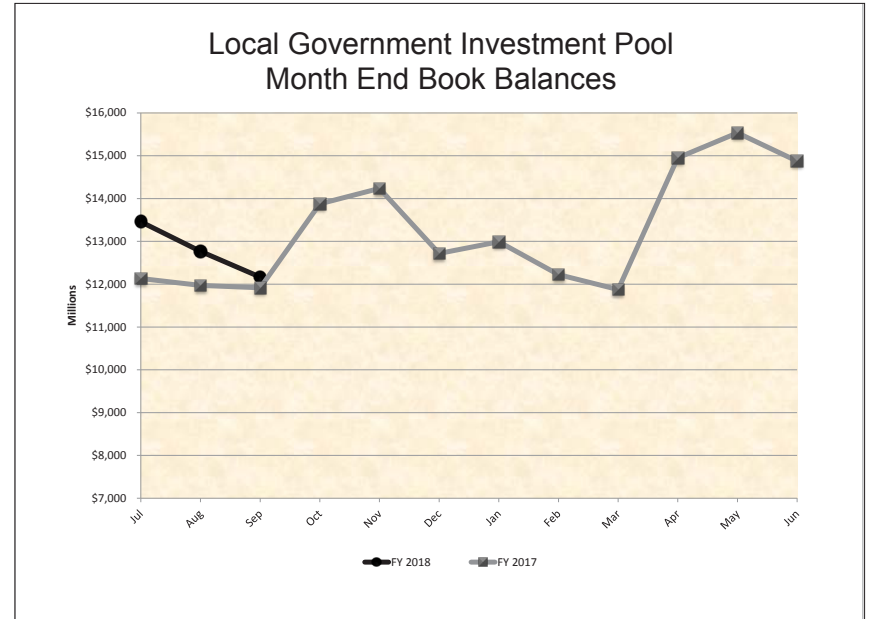
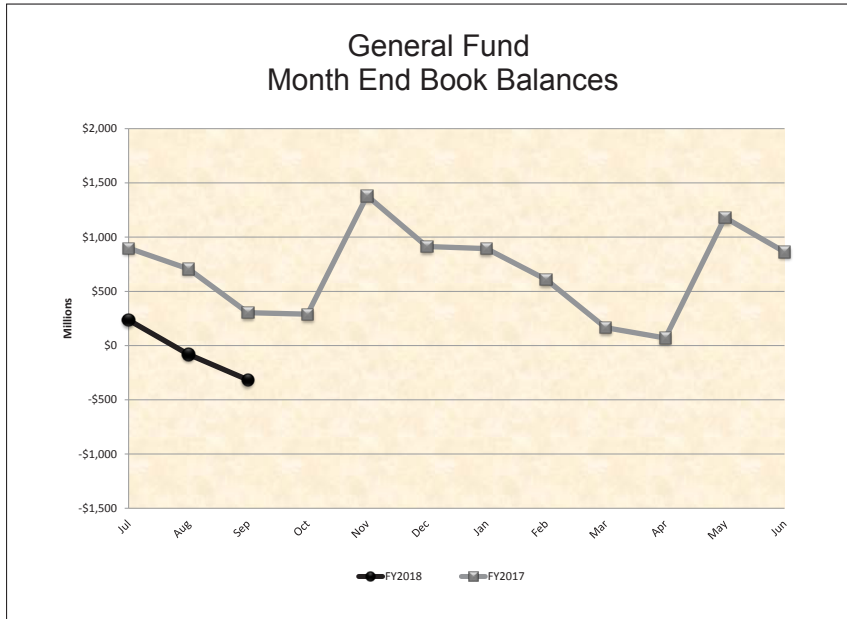
This flow chart describes the structure of the Treasury and Treasurer's Trust Accounts. Month end balances of these accounts are shown on pages 4 and 5.



TREASURY & TREASURER'S TRUST AND TREASURY AND TREASURER'S TRUST CHART



GENERAL FUND AND LOCAL GOVERNMENT INVESTMENT POOL CHARTS



RECEIPTS AND DISBURSEMENTS FOR TREASURY FUNDS

	September 1, 2017		September 2017		September 30, 2017			
	Beginning Book Balance		Plus Receipts	Less Disbursements	Ending Book Balance	Outstanding Warrants	Ending Cash Balance	
GENERAL FUND								
001 General	\$ (80,240,005.93)	\$	3,174,547,748.70	\$	3,410,505,883.55	\$ (316,198,140.78)	\$ 32,420,707.73	\$ (283,777,433.05)
018 Millersylvania Park Current	5,210.50				5,210.50			5,210.50
01E Geothermal	16,418.57				16,418.57			16,418.57
01N Institutional Impact	19,144.72				19,144.72			19,144.72
02P Flood Control Assistance	2,443,990.98		772.98		39,924.48			2,404,839.48
031 State Investment Board Expense	4,259,654.04		1,764,134.86		1,647,245.91		1,255.78	4,377,798.77
032 State Emergency Water Projects Revolving	221,616.92				221,616.92			221,616.92
03A Excess Earnings								
03L County Criminal Justice Assistance	1,742,107.97		1,219.44		186,027.92		488.14	1,557,787.63
03M Municipal Criminal Justice Assistance	(348,951.85)		(446.86)		70,268.79		195.24	(419,472.26)
04L Public Health Services	6.24		0.01					6.25
051 State and Local Improvements Revolving	26,744.33				26,744.33			26,744.33
055 State & Local Improve Revolving (Waste Disp Facilities, 1980)	2,639.01				2,639.01			2,639.01
05C Criminal Justice Treatment	4,456,311.28		(163.86)		1,092,478.45			3,363,668.97
05M Tourism Development and Promotion								
070 Outdoor Recreation	(141,649.00)		614,164.68		619,169.70			(146,654.02)
072 State & Local Improve Revolving (Water Supply Facilities)	794,965.24				15,572.24			779,393.00
09C Farm and Forest	1,041,096.94				287,235.98			753,860.96
09G Riparian Protection			4,368.63		4,368.63			
09R Economic Development Strategic Reserve	1,222,194.28		231.00		265,268.22			957,157.06
10K Veterans Innovation Program	103,740.40				103,740.40			103,740.40
10P Columbia River Basin Water Supply Development	7,375,981.07		5,572.31		899,780.35			6,481,773.03
10R Energy Freedom	243,449.12		165.18		(140,311.85)			383,926.15
10T Hood Canal Aquatic Rehabilitation Bond								
11F Reinvesting in Youth	5.98				5.98			5.98
11N Heritage Barn Preservation								
11W Water Quality Capital	34,227.10				34,227.10			34,227.10
125 Site Closure	29,641,969.85		89,979.34		48,425.43			29,683,523.76
12B Green Energy Incentive								
12J Boating Activities	10,000.00				10,000.00			10,000.00
12K Puget Sound Scientific Research								
12R Independent Youth Housing								
12W Veterans Conservation Corps								
14B Budget Stabilization	1,670,052,124.04		1,241,649.35		313.20		171,857.20	1,671,465,317.39
14C Puget Sound Recovery								
14H Community Preservation & Development Auth	8,750.00				8,750.00			8,750.00
14L Streamlined Sales & Use Tax Mitigation	13,990,800.16		(24,344.28)		3,525,881.92			10,440,573.96
15C WA Community Tech Opportunity								
15F Local Public Safety Enhancement								
15J Building Communities								

RECEIPTS AND DISBURSEMENTS FOR TREASURY FUNDS

		September 1, 2017	September 2017		September 30, 2017		
		Beginning Book Balance	Plus Receipts	Less Disbursements	Ending Book Balance	Outstanding Warrants	Ending Cash Balance
GENERAL FUND (Continued)							
15K	Columbia River Water Delivery	\$ 16,173.66	\$	\$	\$ 16,173.66	\$	\$ 16,173.66
15R	Evergreen Job Training
16V	Water Rights Processing	64,829.80	1,124.70	65,954.50	65,954.50
177	Judicial Retirement Administrative
17C	Opportunity Express Account	62,171.42	62,171.42	62,171.42
17E	State Efficiency and Restructuring
17F	Washington Opportunity Pathways	13,242,696.73	16,559,905.98	6,961,806.86	22,840,795.85	2,544.09	22,843,339.94
17K	Basic Health Plan Stabilization
18H	Opportunity Expansion	326.64	326.64	326.64
18T	Child and Family Reinvestment	7,218,960.64	(7,218,960.64)
19K	Yakima Integrated Plan Implementation
19L	Charter Schools Oversight	170,203.26	(56,724.40)	16,638.26	96,840.60	11.24	96,851.84
19N	Diesel Idle Reduction
20C	Yakima Integrated Plan Implementation Taxable Bond
20F	Invest in Washington
20S	Behavioral Health Innovation	3,219,417.88	3,219,417.88	3,219,417.88
21B	Chehalis Basin
21D	Dairy Nutrient Infrastructure
21P	Sexual Assault Prevention and Response
21R	Child Welfare System Improvement
22C	Early Learning Facilities Revolving
22D	Early Learning Facilities Development
244	Habitat Conservation	1,514,317.84	43,788.86	1,470,528.98	1,470,528.98
253	Education Construction	911,113.11	686.97	911,800.08	911,800.08
285	Growth Management Planning and Environmental Review
291	Education Savings
355	State Taxable Building Construction	17,237,969.23	370,000.00	3,674,645.95	13,933,323.28	13,933,323.28
359	School Constr & Skill Ctrs Bldg	2,125.06	2,125.06	2,125.06
488	Special Personnel Litigation Revolving
489	Pension Funding Stabilization
492	School Employees' Insurance Administrative
548	LEOFF System Plan 2 Expense	64,134.09	104,955.27	102,868.47	66,220.89	916.53	67,137.42
563	Columbia River Crossing Project
828	Tobacco Prevention and Control	1,535,162.49	1,134.54	1,536,297.03	1,536,297.03
830	Agricultural College Trust Management	210,282.15	69,818.18	140,463.97	524.84	140,988.81
TOTAL GENERAL FUND		\$ 1,702,452,425.96	\$ 3,188,007,173.90	\$ 3,429,937,099.50	\$ 1,460,522,500.36	\$ 32,598,500.79	\$ 1,493,121,001.15
SPECIAL REVENUE FUNDS							
002	Hospital Data Collection	\$ 78,177.74	\$ 52,644.65	\$ 9,982.20	\$ 120,840.19	\$	\$ 120,840.19
003	Architects' License	897,839.05	52,096.76	22,836.47	927,099.34	650.78	927,750.12

RECEIPTS AND DISBURSEMENTS FOR TREASURY FUNDS

	September 2017			September 30, 2017		
	Beginning Book Balance	Plus Receipts	Less Disbursements	Ending Book Balance	Outstanding Warrants	Ending Cash Balance
SPECIAL REVENUE FUNDS (Continued)						
007 Winter Recreational Program	\$ 1,425,564.43	\$ 450.00	\$ 53,423.93	\$ 1,372,590.50	\$ 6,309.01	\$ 1,378,899.51
014 Forest Development	9,249,472.97	1,884.86	579,908.03	8,671,449.80	6,857.56	8,678,307.36
01B ORV & Non-Highway Vehicle Account	1,552,812.62	358,706.29	182,274.31	1,729,244.60	303.92	1,729,548.52
01M Snowmobile	3,440,504.43	191,664.27	43,300.65	3,588,868.05	3,588,868.05
024 Professional Engineers'	1,781,831.72	150,107.00	123,711.24	1,808,227.48	1,117.81	1,809,345.29
026 Real Estate Commission	3,644,535.39	352,575.79	458,518.78	3,538,592.40	6,155.76	3,544,748.16
027 Reclamation	3,938,906.82	(6,649.85)	88,003.54	3,844,253.43	3,844,253.43
02A Surveys and Maps	1,101,093.01	63,037.93	41,115.40	1,123,015.54	1,123,015.54
02G Health Professions	14,118,779.73	5,116,294.73	4,100,914.53	15,134,159.93	37,672.03	15,171,831.96
02H Business Enterprises Revolving	699,424.82	69,454.79	101,882.10	666,997.51	17,457.21	684,454.72
02J Certified Public Accountants'	2,568,143.89	40,525.00	95,274.46	2,513,394.43	1,562.85	2,514,957.28
02K Death Investigations	1,849,639.94	235,695.43	337,031.92	1,748,303.45	6,524.50	1,754,827.95
02M Essential Rail Assistance	249,585.89	5,917.21	67,995.02	187,508.08	187,508.08
02N Parkland Acquisition	18,555.71	18,555.71	18,555.71
02R Aquatic Lands Enhancement	9,891,827.96	2,433.01	6,331.67	9,887,929.30	21,140.96	9,909,070.26
02W Timber Tax Distribution	399,374.96	179,726.52	238,732.98	340,368.50	7,231.24	347,599.74
030 Landowner Contingency Forest Fire Suppression	3,809,507.72	94.77	37,807.17	3,771,795.32	3,771,795.32
039 Aeronautics	911,132.25	355,885.50	156,252.66	1,110,765.09	15,019.55	1,125,784.64
03B Asbestos	663,274.13	24,358.48	18,228.68	669,403.93	181.73	669,585.66
03C Emergency Medical Services and Trauma Care System Trust	11,239,431.49	1,082,276.14	35,573.03	12,286,134.60	92.00	12,286,226.60
03F Enhanced 911	2,836,956.90	2,467,509.00	850,765.83	4,453,700.07	132,470.48	4,586,170.55
03N Business License	3,606,044.24	4,961,103.40	4,668,934.28	3,898,213.36	158,417.00	4,056,630.36
03P Fire Service Trust	419,443.40	65.00	126.79	419,381.61	419,381.61
03R Safe Drinking Water	2,514,515.71	102,395.36	290,162.54	2,326,748.53	7,671.38	2,334,419.91
041 Resource Management Cost	21,744,442.05	21,808.24	4,489,287.73	17,276,962.56	50,376.58	17,327,339.14
042 Charitable, Educational, Penal, and Reformatory Institutions	5,485,982.29	4,346.67	529,633.82	4,960,695.14	4,960,695.14
044 Waste Reduction, Recycling, and Litter Control	1,435,884.65	581,836.74	339,861.05	1,677,860.34	966.80	1,678,827.14
045 State Vehicle Parking	(457,225.80)	366,489.95	183,012.44	(273,748.29)	81.00	(273,667.29)
048 Marine Fuel Tax Refund	329,713.95	174.88	329,539.07	92.87	329,631.94
04E Uniform Commercial Code	1,705,473.94	74,779.00	24,221.05	1,756,031.89	4.26	1,756,036.15
04H Surface Mining Reclamation	647,714.18	97.40	(45,423.43)	693,235.01	693,235.01
04M Recreational Fisheries Enhancement	1,254,217.17	71,549.00	124,909.92	1,200,856.25	8,833.52	1,209,689.77
04R Drinking Water Assistance	(19,663,797.89)	19,000,399.45	654,960.27	(1,318,358.71)	625.83	(1,317,732.88)
04V Vehicle License Fraud	35,179.26	4,534.62	528.07	39,185.81	39,185.81
04W Waterworks Operator Certification	1,065,677.23	47,245.30	39,166.39	1,073,756.14	1,073,756.14
058 Public Works Assistance	83,761,560.37	2,208,328.23	986,170.95	84,983,717.65	2,175.51	84,985,893.16
05H Disaster Response	26,401,885.31	98,353.53	4,506,590.88	21,993,647.96	243,655.83	22,237,303.79
05R Drinking Water Assistance Administrative	4,854,592.51	3,608.40	57,589.92	4,800,610.99	4,800,610.99
05W State Drought Preparedness	2,693,675.43	569.90	2,694,245.33	2,694,245.33
06A Salmon Recovery	27,243.34	27,243.34	27,243.34

RECEIPTS AND DISBURSEMENTS FOR TREASURY FUNDS

		September 1, 2017	September 2017		September 30, 2017		
		Beginning Book Balance	Plus Receipts	Less Disbursements	Ending Book Balance	Outstanding Warrants	Ending Cash Balance
SPECIAL REVENUE FUNDS (Continued)							
06G	Real Estate Appraiser Commission	\$ 498,058.12	\$ 75,427.52	\$ 59,453.69	\$ 514,031.95	\$ 158.51	\$ 514,190.46
06K	Lead Paint	102,771.84	6,165.00	5,239.95	103,696.89	103,696.89
06L	Business and Professions	7,285,007.58	787,689.09	976,267.48	7,096,429.19	218,538.89	7,314,968.08
06R	Real Estate Research	638,507.40	19,020.00	(1.00)	657,528.40	657,528.40
06T	License Plate Technology	639,022.83	138,678.72	(714.87)	778,416.42	22.84	778,439.26
071	Warm Water Game Fish	525,537.92	69,097.88	95,124.50	499,511.30	8,848.24	508,359.54
07C	Vessel Response	13,925.00	100.00	14,025.00	14,025.00
07W	Domestic Violence Prevention	1,414,438.53	112,267.25	91,919.93	1,434,785.85	1,434,785.85
080	Grade Crossing Protective	56,007.98	41.39	56,049.37	56,049.37
081	State Patrol Highway	23,247,399.13	20,201,694.27	21,274,910.84	22,174,182.56	482,662.23	22,656,844.79
082	Motorcycle Safety Education	2,222,939.30	196,150.93	231,843.23	2,187,247.00	1,079.25	2,188,326.25
084	Building Code Council	199,401.24	32,354.83	39,053.29	192,702.78	1,213.72	193,916.50
086	Fire Service Training	5,135,844.81	4,735.00	391,308.30	4,749,271.51	37,479.75	4,786,751.26
087	Park Land Trust Revolving	2,575,025.72	272,621.02	96,810.37	2,750,836.37	2,750,836.37
08A	Education Legacy Trust	92,110,642.44	28,846,898.84	14,630,303.71	106,327,237.57	578,620.58	106,905,858.15
08G	Flexible Spending Administrative	2,846,980.22	0.73	67,666.91	2,779,314.04	2,779,314.04
08H	Military Department Rental and Lease	1,829,901.78	32,440.20	23,095.40	1,839,246.58	222.00	1,839,468.58
08K	Problem Gambling	551,505.87	37,316.16	75,644.57	513,177.46	1,100.00	514,277.46
08M	Small City Pavement and Sidewalk	2,606,605.15	87,009.30	338,126.49	2,355,487.96	2,355,487.96
08R	Waste Tire Removal	8,446,361.60	(7,092,441.10)	105.65	1,353,814.85	1,353,814.85
094	Transportation Infrastructure	9,457,375.14	117,610.44	9,574,985.58	9,574,985.58
095	Electrical License	11,305,656.48	2,599,890.99	1,917,752.15	11,987,795.32	24,939.23	12,012,734.55
096	Highway Infrastructure	1,010,978.48	747.50	2,311.53	1,009,414.45	2,311.53	1,011,725.98
097	Recreational Vehicle	2,648,921.09	60,082.87	4,237.34	2,704,766.62	7.50	2,704,774.12
099	Puget Sound Capital Construction	8,398,099.86	6,675,316.60	6,874,747.62	8,198,668.84	667,954.83	8,866,623.67
09E	Freight Mobility Investment	11,941,796.64	9,015.53	11,950,812.17	11,950,812.17
09F	High-Occupancy Toll Lanes Operations	4,894,174.53	(243.31)	(203,266.97)	5,097,198.19	5,097,198.19
09H	Transportation Partnership	142,869,169.63	13,633,628.19	24,609,550.22	131,893,247.60	441,825.35	132,335,072.95
09M	Aquatic Invasive Species Enforcement	432,824.19	3,569.52	4.50	436,389.21	102.10	436,491.31
09N	Aquatic Invasive Species Prevention	313,543.27	10,732.61	13.50	324,262.38	67.10	324,329.48
09P	City-County Assistance	3,639,538.60	1,766,662.59	5,406,201.19	207.84	207.84
09T	Washington Main Street Trust Fund	77,064.12	2,000.00	75,064.12	75,064.12
102	Rural Arterial Trust	20,562,031.57	1,686,868.87	1,790,993.25	20,457,907.19	20,457,907.19
104	State Wildlife	21,844,029.38	3,895,921.90	4,269,139.95	21,470,811.33	97,817.43	21,568,628.76
106	Highway Safety	43,548,004.20	12,625,451.09	9,824,715.02	46,348,740.27	170,499.61	46,519,239.88
107	Liquor Excise Tax	6,555,401.91	3,420,453.38	12,424.61	9,963,430.68	9,963,430.68
108	Motor Vehicle	210,468,938.87	191,618,537.49	166,004,507.42	236,082,968.94	4,190,810.66	240,273,779.60
109	Puget Sound Ferry Operations	41,622,915.05	21,454,909.95	21,602,062.26	41,475,762.74	167,891.14	41,643,653.88
10A	Aquatic Algae Control	437,992.86	9,130.07	3,643.40	443,479.53	682.70	444,162.23
10B	Home Security Fund	14,232,062.66	1,889,956.76	1,035,193.66	15,086,825.76	15,086,825.76

RECEIPTS AND DISBURSEMENTS FOR TREASURY FUNDS

		September 1, 2017	September 2017		September 30, 2017		
		Beginning Book Balance	Plus Receipts	Less Disbursements	Ending Book Balance	Outstanding Warrants	Ending Cash Balance
SPECIAL REVENUE FUNDS (Continued)							
10G	Water Rights Tracking System	\$ 563,397.34	\$ 1,281.38	\$	\$ 564,678.72	\$	\$ 564,678.72
110	Special Wildlife	5,169,917.56	672,691.79	233,745.16	5,608,864.19	675.90	5,609,540.09
111	Public Service Revolving	16,590,287.25	97,004.98	1,416,702.75	15,270,589.48	46,054.17	15,316,643.65
113	Common School Construction	111,583,801.99	2,585,228.95	(3,306,466.88)	117,475,497.82	27,924.20	117,503,422.02
116	Basic Data	12,120.00	12,120.00	12,120.00
119	Unemployment Compensation Administration	117,728.36	10,801,268.41	10,814,368.86	104,627.91	1,271,550.75	1,376,178.66
11B	Regional Mobility Grant Program	35,622,833.34	6,276,990.23	11,466.72	41,888,356.85	318,872.00	42,207,228.85
11E	Freight Mobility Multimodal	13,899,055.44	10,271.99	13,909,327.43	13,909,327.43
11H	Forest and Fish Support	5,415,696.52	353,331.05	106,920.34	5,662,107.23	5,662,107.23
11K	Washington Auto Theft Prevention Authority	1,117,925.67	602,684.46	1,257,887.67	462,722.46	1,551.51	464,273.97
120	Administrative Contingency	15,912,160.23	1,010,553.01	5,501,943.58	11,420,769.66	266.75	11,421,036.41
12C	Affordable Housing For All	3,814,976.90	455,286.25	280,906.34	3,989,356.81	7,948.85	3,997,305.66
12M	Charitable Organization Education	1,294,308.86	17,890.00	586.94	1,311,611.92	1,311,611.92
12T	Traumatic Brain Injury	732,728.15	110,822.94	78,540.27	765,010.82	343.32	765,354.14
134	Employment Services Administrative	17,519,008.27	3,632,089.01	1,335,896.26	19,815,201.02	7,316.22	19,822,517.24
138	Insurance Commissioner's Regulatory	30,345,621.90	45,454.93	2,245,919.00	28,145,157.83	3,687.60	28,148,845.43
144	Transportation Improvement	58,463,081.39	8,201,465.37	14,887,374.89	51,777,171.87	22,675.07	51,799,846.94
146	Firearms Range	1,591,356.86	21,935.28	677.69	1,612,614.45	1,612,614.45
14A	Wildlife Rehabilitation	665,877.23	13,941.63	16,018.05	663,800.81	4.00	663,804.81
14G	Ballast Water and Biofouling Management	23,500.00	210.00	23,290.00	23,290.00
14M	Financial Fraud & ID Theft	866,461.50	76,610.00	2,340.89	940,730.61	940,730.61
14R	Military Active State Service
14V	Ignition Interlock Device	3,579,313.59	257,186.00	149,912.14	3,686,587.45	27,266.58	3,713,854.03
150	Low-Income Weatherization/ Structural Rehabilitation Assistance	1,985,012.56	1,618.86	848.84	1,985,782.58	1,985,782.58
153	Rural Mobility Grant Program	1,408,387.28	2,501,568.65	284,697.20	3,625,258.73	64,100.00	3,689,358.73
154	New Motor Vehicle Arbitration	2,546,346.31	68,834.97	33,927.62	2,581,253.66	3.00	2,581,256.66
158	Aquatic Land Dredged Material Disposal Site	629,558.30	60,501.59	569,056.71	569,056.71
159	Parks Improvement	1,279,640.34	99,972.90	59,051.47	1,320,561.77	2,103.30	1,322,665.07
15H	Cleanup Settlement	42,175,648.22	30,006.86	584,629.50	41,621,025.58	118.30	41,621,143.88
15M	Biotoxin	588,318.56	32,666.00	101,035.40	519,949.16	983.54	520,932.70
15P	Energy Recovery Act	7,714,626.87	409,396.88	8,124,023.75	8,124,023.75
160	Wood Stove Education and Enforcement	538,319.63	12,990.00	10,999.21	540,310.42	190.00	540,500.42
162	Farm Labor Contractor	59,643.63	3,570.00	63,213.63	63,213.63
167	Natural Resources Conservation Areas Stewardship	274,721.83	2.63	(5,496.52)	280,220.98	280,220.98
16A	Judicial Stabilization Trust	987,054.05	481,339.53	904,315.12	564,078.46	2,698.25	566,776.71
16J	SR 520 Corridor	72,114,526.52	(4,679,993.87)	(4,697,724.89)	72,132,257.54	7,372.28	72,139,629.82
16M	Appraisal Management Company	425,415.14	8,438.00	8,870.15	424,982.99	0.85	424,983.84
16P	Marine Resources Stewardship Trust	176,644.63	136.97	176,781.60	176,781.60
16W	Hospital Safety Net Assessment	19,140,452.35	55,615,536.93	17,987,783.31	56,768,205.97	56,768,205.97
172	Basic Health Plan Trust	1,845,566.58	(4,566.58)	1,841,000.00	1,841,000.00

RECEIPTS AND DISBURSEMENTS FOR TREASURY FUNDS

	September 1, 2017		September 2017		September 30, 2017		
	Beginning Book Balance		Plus Receipts	Less Disbursements	Ending Book Balance	Outstanding Warrants	Ending Cash Balance
SPECIAL REVENUE FUNDS (Continued)							
173 State Toxics Control	\$ 34,547,379.21		\$ 6,570,287.14	\$ 10,365,269.33	\$ 30,752,397.02	\$ 103,377.72	\$ 30,855,774.74
174 Local Toxics Control	66,136,558.00		5,148,693.76	4,777,945.02	66,507,306.74	4,498.40	66,511,805.14
176 Water Quality Permit	4,081,723.26		61,339.35	1,544,731.80	2,598,330.81	5,202.73	2,603,533.54
17B Home Visiting Services	2,788,185.11		1,098,987.79	2,023,891.33	1,863,281.57	63,036.50	1,926,318.07
17N Complete Streets Grant Program
17P SR520 Civil Penalties	5,152,684.25		2,431.77	(376,079.52)	5,531,195.54	5,531,195.54
17T Health Benefit Exchange	(5,133,059.92)		3,618,157.36	(2,700,956.62)	1,186,054.06	1,186,054.06
17W Limousine Carriers	59,345.55		6,973.46	66,319.01	66,319.01
182 Underground Storage Tank	1,217,571.08		116,703.64	81,237.98	1,253,036.74	1,253,036.74
186 County Arterial Preservation	1,155,650.57		1,290,528.93	1,331,056.19	1,115,123.31	1,115,123.31
18J Capital Vessel Replacement	5,243,766.30		1,841,457.46	(30,609.75)	7,115,833.51	200.19	7,116,033.70
18L Hydraulic Project Approval	176,489.93		300.00	2,840.00	173,949.93	900.00	174,849.93
199 Biosolids Permit	1,181,533.32		128,478.68	1,053,054.64	650.00	1,053,704.64
19A Medicaid Fraud Penalty	15,665,764.48		(2,919.68)	241,806.89	15,421,037.91	301.99	15,421,339.90
19C Forest Practice Application	758,999.10		52.65	(25,093.29)	784,145.04	100.00	784,245.04
19G Environmental Legacy Stewardship	10,585,067.93		(460.99)	2,488,718.50	8,095,888.44	26,245.20	8,122,133.64
19T DOL Technology Improvement and Data Management	979,865.76		19,407.50	999,273.26	999,273.26
200 Regional Fisheries Enhancement Salmonid Recovery	6,401.71		7,170.34	(768.63)	(768.63)
201 Department of Licensing Services	1,572,237.83		282,374.01	344,472.27	1,510,139.57	470.40	1,510,609.97
202 Medical Test Site Licensure	786,059.80		15,503.46	67,867.85	733,695.41	550.00	734,245.41
203 Passenger Ferry	27.39		27.39	27.39
204 Volunteer Fire Fighters' and Reserve Officers' Administrative	1,823,966.54		1,358.26	31,576.44	1,793,748.36	516.76	1,794,265.12
207 Hazardous Waste Assistance	2,857,562.32		114,468.76	190,352.49	2,781,678.59	292.19	2,781,970.78
20B Brownfield Redevelopment Trust Fund
20H Connecting Washington	415,446,085.98		34,158,950.47	36,802,656.78	412,802,379.67	8,485,094.61	421,287,474.28
20J Electric Vehicle Charging Infrastructure	1,009,222.64		745.81	1,009,968.45	1,009,968.45
20M Puget Sound Taxpayer Accountability
20N Transportation Future Funding Program		14,400.00	14,400.00	14,400.00
20R Radioactive Mixed Waste	2,235,124.64		677.33	527,071.76	1,708,730.21	2,700.67	1,711,430.88
20T PLIA Underground Storage Tank Revolving	15,561,422.28		11,558.32	245,180.09	15,327,800.51	15,327,800.51
20V Economic Gardening Pilot Project
215 Special Category C	3,925,172.52		134,970.54	4,060,143.06	4,060,143.06
216 Air Pollution Control	1,615,260.48		60,476.73	55,025.32	1,620,711.89	4,948.00	1,625,659.89
217 Oil Spill Prevention	3,218,438.74		207,430.47	375,691.52	3,050,177.69	520.00	3,050,697.69
218 Multimodal Transportation	148,044,374.26		20,870,722.71	10,435,074.32	158,480,022.65	550,759.74	159,030,782.39
21E Concealed Pistol License Renewal	(4,699.29)		3,009.72	1,119.17	(2,808.74)	(2,808.74)
21H Wastewater Treatment Plant Operator Certification		635.00	635.00	635.00
21M Distracted Driving Prevention		11.73	11.73	11.73
21S Aquatic Invasive Species Management	(26,002.58)		(757.35)	(25,245.23)	(25,245.23)
21V Construction Registration Inspection	(145,435.31)		1,256,700.86	808,318.50	302,947.05	6,023.80	308,970.85

RECEIPTS AND DISBURSEMENTS FOR TREASURY FUNDS

	September 1, 2017		September 2017		September 30, 2017		
	Beginning Book Balance		Plus Receipts	Less Disbursements	Ending Book Balance	Outstanding Warrants	Ending Cash Balance
SPECIAL REVENUE FUNDS (Continued)							
222 Freshwater Aquatic Weeds	\$ 907,712.18		\$ 36,459.00	\$ 17,774.54	\$ 926,396.64	\$ 510.43	\$ 926,907.07
223 State Oil Spill Response	8,456,588.21		56,286.82	1,556.55	8,511,318.48		8,511,318.48
234 Public Works Administration	13,546,544.73		455,457.73	229,032.74	13,772,969.72	5,401.40	13,778,371.12
235 Youth Tobacco & Vapor Product Prevention	1,075,560.55		210,024.69	251,004.83	1,034,580.41	1,400.00	1,035,980.41
237 Recreation Access Pass	2,887,166.43		(1,355,937.80)	770.00	1,530,458.63	570.00	1,531,028.63
260 University of Washington Operating Fees	(219,851.46)				(219,851.46)		(219,851.46)
262 Manufactured Home Installation Training	449,034.01		21,317.89	22,300.96	448,050.94	726.76	448,777.70
263 Community and Economic Development Fee	2,764,972.58		31,100.00	46,348.20	2,749,724.38	1,528.91	2,751,253.29
267 Recreation Resources	16,310,184.66		935,746.70	411,606.52	16,834,324.84	116.13	16,834,440.97
268 Nonhighway and Off-Road Vehicle Activities (NOVA) Program	7,320,509.95		621,215.85	419,855.37	7,521,870.43	11,905.78	7,533,776.21
269 Parks Renewal and Stewardship	21,417,747.11		6,345,332.54	5,967,133.25	21,795,946.40	92,369.86	21,888,316.26
271 Washington State University Operating Fees							
275 Central Washington University Operating Fees							
277 State Agency Parking	246,965.14		9,877.75	10,920.45	245,922.44	210.00	246,132.44
296 Columbia River Basin Water Supply Rev Recovery	3,406,414.84		50,820.01		3,457,234.85		3,457,234.85
315 Dedicated Marijuana Fund	66,471,505.57		31,137,107.38	3,379,270.68	94,229,342.27	33,127.52	94,262,469.79
319 Public Health Supplemental	1,818,806.89		9,854.83	101,469.90	1,727,191.82	3,770.46	1,730,962.28
404 State Treasurer's Service	8,699,122.82		1,695,311.03	980,267.98	9,414,165.87	1,352.38	9,415,518.25
408 Coastal Protection	1,079,577.06		2,363.71		1,081,940.77		1,081,940.77
441 Local Government Archives	1,094,610.23		512,292.30	168,936.41	1,437,966.12		1,437,966.12
500 Perpetual Surveillance and Maintenance	46,175,268.96		34,120.47		46,209,389.43		46,209,389.43
507 Oyster Reserve Land	455,268.68		69,811.32	19,060.00	506,020.00		506,020.00
511 Tacoma Narrows Toll Bridge	21,139,868.16		(3,792,095.76)	(4,029,091.29)	21,376,863.69		21,376,863.69
513 Derelict Vessel Removal	1,427,030.13		21,818.57	12,096.25	1,436,752.45	24.00	1,436,776.45
532 Washington Housing Trust	9,680,275.37		863,250.63	479,773.89	10,063,752.11	8,244.30	10,071,996.41
535 Alaskan Way Viaduct Replacement Project	3,255,145.60		(22,866.79)		3,232,278.81		3,232,278.81
549 Election	3,675,847.44		2,724.30	12,967.69	3,665,604.05		3,665,604.05
550 Transportation 2003	(9,582,095.73)		(5,854.90)	13,465,094.76	(23,053,045.39)	261,918.38	(22,791,127.01)
562 Skilled Nursing Facility Safety Net Trust	10,870,013.36		5,440.43	(5,736,005.50)	16,611,459.29	127,771.00	16,739,230.29
564 Water Pollution Control Revolving Administration	4,069,919.09		100,129.69	106,449.44	4,063,599.34	365.00	4,063,964.34
565 Yakima Integrated Plan Implementation Revenue Recovery							
566 Community Forest Trust	69,812.77		54.22	1,028.24	68,838.75	140.00	68,978.75
571 Multiuse Roadway Safety	198,467.92		8,901.00		207,368.92		207,368.92
595 I-405 Express Toll Lanes Operations	19,974,770.05		(16,612.34)	(190,009.36)	20,148,167.07		20,148,167.07
600 Department of Retirement Systems Expense	5,866,709.26		3,062,819.09	3,011,478.87	5,918,049.48	3,012.68	5,921,062.16
689 Rural Washington Loan	8,175,372.34		6,043.99	5,829.82	8,175,586.51		8,175,586.51
727 Water Pollution Control Revolving	140,795,502.53		3,086,025.88	14,636,380.34	129,245,148.07		129,245,148.07
733 Capitol Campus Reserve							
777 Prostitution Prevention and Intervention	82,440.26		1,766.91	50.86	84,156.31		84,156.31
785 State Educational Trust Fund	6,193,203.38		115,540.56	45.05	6,308,698.89	1,006.84	6,309,705.73

RECEIPTS AND DISBURSEMENTS FOR TREASURY FUNDS

		September 1, 2017	September 2017		September 30, 2017		
		Beginning Book Balance	Plus Receipts	Less Disbursements	Ending Book Balance	Outstanding Warrants	Ending Cash Balance
SPECIAL REVENUE FUNDS (Continued)							
818	Youth Athletic Facility	\$ 188,084.60	\$ 139.00	\$	\$ 188,223.60	\$	\$ 188,223.60
825	Tobacco Settlement
844	Money-Purchase Retirement Savings Administrative
874	OASI Revolving	229,010.63	25.00	15,050.07	213,985.56	1.15	213,986.71
887	Public Facilities Construction Loan Revolving	22,216,977.72	78,318.01	58,381.34	22,236,914.39	22,236,914.39
888	Deferred Compensation Administrative	685,839.00	1,295,561.96	188,584.60	1,792,816.36	17.37	1,792,833.73
893	Radiation Perpetual Maintenance	340,734.93	251.80	340,986.73	340,986.73
TOTAL SPECIAL REVENUE FUNDS		\$ 2,598,665,420.88	\$ 556,071,092.72	\$ 460,230,019.40	\$ 2,694,506,494.20	\$ 19,454,296.69	\$ 2,713,960,790.89
DEBT SERVICE FUNDS							
303	Highway Bond Retirement	\$ 14,576,733.73	\$ 43,033,257.42	\$ 28,875.00	\$ 57,581,116.15	\$	\$ 57,581,116.15
304	Ferry Bond Retirement	4,112,201.99	1,242,152.21	5,354,354.20	5,354,354.20
305	Transportation Improvement Board Bond Retirement	1,626,767.36	564,065.94	2,190,833.30	2,190,833.30
347	Washington State University Bond Retirement	7,048,090.90	1,582,353.46	(913,947.22)	9,544,391.58	9,544,391.58
348	University of Washington Bond Retirement	11,181,900.07	127,522.70	56,674.63	11,252,748.14	11,252,748.14
380	Debt-Limit General Fund Bond Retirement	289,482.00	289,482.00	289,482.00
381	Debt-Limit Reimbursable Bond Retirement
382	Nondebt-Limit General Fund Bond Retirement
383	Nondebt-Limit Reimbursable Bond Retirement
384	Nondebt-Limit Proprietary Appropriated Bond Retirement
385	Nondebt-Limit Proprietary Nonappropriated Bond Retirement
386	Nondebt-Limit Revenue Bond Retirement
389	Toll Facility Bond Retirement	103,093,045.33	4,690,991.92	85,339,587.50	22,444,449.75	22,444,449.75
TOTAL DEBT SERVICE FUNDS		\$ 141,638,739.38	\$ 51,529,825.65	\$ 84,511,189.91	\$ 108,657,375.12	\$	\$ 108,657,375.12
CAPITAL PROJECTS FUNDS							
01L	Higher Education Construction	\$	\$	\$	\$	\$	\$
036	Capitol Building Construction	873,892.33	985.39	(203,857.50)	1,078,735.22	1,078,735.22
056	State Higher Education Construction	2,346.72	1.73	2,348.45	2,348.45
057	State Building Construction	(119,051,219.79)	3,624,408.32	78,721,181.80	(194,147,993.27)	2,437,261.60	(191,710,731.67)
060	Community and Technical College Capital Projects	2,982,795.79	1,742,031.53	43,209.48	4,681,617.84	4,681,617.84
061	Eastern Washington University Capital Projects	2,249,138.09	221,418.01	383,520.28	2,087,035.82	2,087,035.82
062	Washington State University Building	1,939,531.43	478.64	(110,796.13)	2,050,806.20	2,050,806.20
063	Central Washington University Capital Projects	3,783,043.65	222,561.19	(2,041.67)	4,007,646.51	4,007,646.51
064	University of Washington Building	10,928,919.38	10,708.59	2,279,475.26	8,660,152.71	8,660,152.71
065	Western Washington University Capital Projects	3,221,843.65	222,301.82	1,265,181.43	2,178,964.04	2,178,964.04
066	The Evergreen State College Capital Projects	2,137,227.07	346,552.93	27,811.83	2,455,968.17	2,455,968.17
075	State Social and Health Services Construction	5,371.39	5,371.39	5,371.39
18B	Columbia River Basin Tax Bond Water Supply Development	1,988,771.06	1,537.52	1,990,308.58	1,990,308.58
245	Public Safety Reimbursable Bond	4.12	4.12	4.12

RECEIPTS AND DISBURSEMENTS FOR TREASURY FUNDS

		September 1, 2017	September 2017		September 30, 2017		
		Beginning Book Balance	Plus Receipts	Less Disbursements	Ending Book Balance	Outstanding Warrants	Ending Cash Balance
CAPITAL PROJECTS FUNDS (Continued)							
246	Community and Technical College Forest Reserve	\$ 1,898,872.43	\$	\$ (8,446.77)	\$ 1,907,319.20	\$	\$ 1,907,319.20
289	Thurston County Capital Facilities	3,339,733.95	757,784.28	105,112.00	3,992,406.23	3,992,406.23
357	Gardner-Evans Higher Education Construction	45,698.05	45,698.05	45,698.05
364	Military Department Capital	1,084,597.35	1,084,597.35	1,084,597.35
TOTAL CAPITAL PROJECTS FUNDS		\$ (82,569,433.33)	\$ 7,150,769.95	\$ 82,500,350.01	\$ (157,919,013.39)	\$ 2,437,261.60	\$ (155,481,751.79)
PERMANENT FUNDS							
04B	Natural Resources Real Property Replacement	\$ 6,224,240.16	\$ 4,810.14	\$	\$ 6,229,050.30	\$	\$ 6,229,050.30
601	Agricultural Permanent	274,534.63	217,921.17	56,613.46	56,613.46
603	Millersylvania Park Trust	5,466.26	4.03	5,470.29	5,470.29
604	Normal School Permanent	168,216.79	100,540.96	67,675.83	67,675.83
605	Permanent Common School	56,589.35	(7,486.86)	64,076.21	64,076.21
606	Scientific Permanent	277,465.72	100,876.79	176,588.93	176,588.93
607	State University Permanent	257,271.31	106,051.88	151,219.43	151,219.43
851	Developmental Disabilities Community Trust	385,203.85	284.66	385,488.51	385,488.51
TOTAL PERMANENT FUNDS		\$ 7,648,988.07	\$ 5,098.83	\$ 517,903.94	\$ 7,136,182.96	\$	\$ 7,136,182.96
ENTERPRISE FUNDS							
401	Correctional Industries	\$ 6,022,548.89	\$ 6,806,886.19	\$ 8,222,282.42	\$ 4,607,152.66	\$ 118,117.50	\$ 4,725,270.16
407	Secretary of State's Revolving	10,538,417.88	665,978.17	577,538.60	10,626,857.45	178.29	10,627,035.74
578	Lottery Administrative	920,690.39	1,130,991.53	1,162,268.94	889,412.98	33,377.70	922,790.68
608	Accident	4,185,347.66	57,730,911.91	59,329,678.83	2,586,580.74	11,231,493.62	13,818,074.36
609	Medical Aid	3,561,925.62	69,684,018.84	68,178,969.91	5,066,974.55	6,436,699.00	11,503,673.55
610	Accident Reserve	652,213.06	126,468,538.27	125,537,230.44	1,583,520.89	866,706.87	2,450,227.76
881	Supplemental Pension	679,474.73	55,724,696.78	55,300,074.30	1,104,097.21	1,495,797.66	2,599,894.87
883	Second Injury	24,755,696.64	(17,401,255.34)	142,391.79	7,212,049.51	25,711.34	7,237,760.85
TOTAL ENTERPRISE FUNDS		\$ 51,316,314.87	\$ 300,810,766.35	\$ 318,450,435.23	\$ 33,676,645.99	\$ 20,208,081.98	\$ 53,884,727.97
INTERNAL SERVICE FUNDS							
006	Public Records Efficiency, Preservation & Access	\$ 1,534,427.93	\$ 381,535.58	\$ 129,024.14	\$ 1,786,939.37	\$	\$ 1,786,939.37
405	Legal Services Revolving	5,154,554.90	673,317.61	11,381,897.81	(5,554,025.30)	82,613.74	(5,471,411.56)
410	Transportation Equipment	9,641,008.96	1,240,852.30	(512,134.50)	11,393,995.76	146,180.99	11,540,176.75
415	Personnel Service	1,085,548.71	860.12	511,702.42	574,706.41	970.00	575,676.41
418	State Health Care Authority Administrative	4,264,176.48	1,636,788.23	1,084,292.68	4,816,672.03	5,609.76	4,822,281.79
455	Higher Education Personnel Service	329,005.24	89.97	43,009.20	286,086.01	286,086.01
468	OFM Central Service	(1,415,911.23)	776.40	870,404.89	(2,285,539.72)	(2,285,539.72)
483	Auditing Services Revolving	971,401.18	91,935.61	470,206.05	593,130.74	1,595.59	594,726.33
484	Administrative Hearings Revolving	(1,670,698.70)	1,665,643.07	1,593,355.22	(1,598,410.85)	8,956.98	(1,589,453.87)
TOTAL INTERNAL SERVICE FUNDS		\$ 19,893,513.47	\$ 5,691,798.89	\$ 15,571,757.91	\$ 10,013,554.45	\$ 245,927.06	\$ 10,259,481.51

RECEIPTS AND DISBURSEMENTS FOR TREASURY FUNDS

		September 1, 2017	September 2017		September 30, 2017		
		Beginning Book Balance	Plus Receipts	Less Disbursements	Ending Book Balance	Outstanding Warrants	Ending Cash Balance
PENSION TRUST FUNDS							
614	Volunteer Firefighters' Relief and Pension Principal	\$ 18,722,901.55	\$ 18,200.78	\$ 1,026,974.13	\$ 17,714,128.20	\$ 70,929.35	\$ 17,785,057.55
615	State Patrol - Plan1	1,019,264.11	5,961,402.12	5,974,028.11	1,006,638.12	14,346.22	1,020,984.34
616	Judges' Retirement	745,951.79	571.22	32,880.99	713,642.02	713,642.02
630	State Patrol - Plan 2	428,356.47	928,745.09	908,936.78	448,164.78	1,015.56	449,180.34
631	Public Employees' Retirement System Plan 1	10,125,830.67	155,019,771.43	153,592,885.38	11,552,716.72	198,010.06	11,750,726.78
632	Teachers' Retirement System Plan 1	7,859,912.00	104,266,380.06	102,224,879.21	9,901,412.85	133,015.69	10,034,428.54
633	School Employees' Retirement System Combined Plan 2 & 3	4,123,579.14	49,609,871.47	49,416,881.94	4,316,568.67	141,690.33	4,458,259.00
635	Public Safety Employees Retirement System Plan 2	257,841.17	6,044,780.67	5,993,595.11	309,026.73	25,474.08	334,500.81
641	Public Employees' Retirement System Combined Plan 2 & 3	10,814,899.94	253,219,055.99	251,926,094.02	12,107,861.91	912,381.57	13,020,243.48
642	Teachers' Retirement System Combined Plan 2 and 3	12,565,979.43	183,588,638.77	183,427,264.94	12,727,353.26	105,395.65	12,832,748.91
722	Deferred Compensation Principal	1,459,689.71	51,853,315.38	50,756,286.88	2,556,718.21	3,730.28	2,560,448.49
729	Judicial Retirement Principal	9,347.97	314,317.69	314,304.08	9,361.58	9,361.58
819	LEOFF Plan 1 Retirement	(26,863,916.44)	60,230,962.83	29,833,296.16	3,533,750.23	65,607.34	3,599,357.57
829	LEOFF Plan 2 Retirement	3,609,094.72	49,064,304.10	48,707,069.78	3,966,329.04	125,868.99	4,092,198.03
882	Washington Judicial Retirement System	8,276,689.41	6,525.19	708,780.24	7,574,434.36	7,574,434.36
TOTAL PENSION TRUST FUNDS		\$ 53,155,421.64	\$ 920,126,842.79	\$ 884,844,157.75	\$ 88,438,106.68	\$ 1,797,465.12	\$ 90,235,571.80
AGENCY FUNDS							
01P	Suspense	\$ 57,387,945.19	\$ 12,694,806.53	\$ 30,222,411.33	\$ 39,860,340.39	\$ 293,245.64	\$ 40,153,586.03
01R	Undistributed Receipts	2,373,699.04	1,342,853.56	3,716,552.60	3,716,552.60
01T	Local Leasehold Excise Tax	1,519,185.69	(314,546.89)	(1,449.06)	1,206,087.86	1,206,087.86
034	Local Sales and Use Tax	401,635,659.36	401,635,659.36
035	State Payroll Revolving	20,403,547.24	489,589,836.72	479,560,856.83	30,432,527.13	2,168,523.97	32,601,051.10
165	Salary Reduction	2,503,049.20	2,632,147.29	1,917,554.01	3,217,642.48	3,217,642.48
768	Local Real Estate Excise Tax	578,503.11	578,503.11
795	State Investment Board Commingled Monthly Bond
865	State Investment Board Commingled Trust	9,154.44	9,154.44
877	OASI Contribution
TOTAL AGENCY FUNDS		\$ 84,187,426.36	\$ 908,168,414.12	\$ 913,922,690.02	\$ 78,433,150.46	\$ 2,461,769.61	\$ 80,894,920.07
TOTAL TREASURY FUNDS		\$ 4,576,388,817.30	\$ 5,937,561,783.20	\$ 6,190,485,603.67	\$ 4,323,464,996.83	\$ 79,203,302.85	\$ 4,402,668,299.68

RECEIPTS AND DISBURSEMENTS FOR TREASURER'S TRUST FUNDS

		September 1, 2017	September 2017		September 30, 2017		
		Beginning Book Balance	Plus Receipts	Less Disbursements	Ending Book Balance	Outstanding Warrants	Ending Cash Balance
GENERAL FUND							
06N	Local Tax Administration	\$	\$	\$	\$	\$	\$
07F	Commercial Fisheries Buyback
08B	Foster Care Endowed Scholarship Trust	15,568.70	11.51	15,580.21	15,580.21
08E	Individual Development Account Program	1,947.98	1.44	1,949.42	1,949.42
08N	State Financial Aid	1,266,683.61	46,319,181.57	57,600,755.32	(10,014,890.14)	14,086.29	(10,000,803.85)
08T	Transportation Innovative Partnership
10L	Health Insurance Partnership
10V	Invasive Species Council
10W	Family and Medical Leave Enforcement
11M	Poet Laureate	115.55	115.55	115.55
11R	Hospital Infection Control Grant
12L	Outdoor Education and Recreation Prog	851,731.16	851,731.16	851,731.16
12P	Geoduck Aquaculture Research	0.48	0.48	0.48
131	Fair	2,135,055.78	1,581.25	11,894.48	2,124,742.55	2,402.26	2,127,144.81
132	State Trade Fair
14F	Family Leave Insurance	396,878.09	293.29	397,171.38	397,171.38
14N	Legislative Oral History	56,246.20	1,000.00	57,246.20	57,246.20
14P	Skeletal Human Remains Assistance	276,406.16	276,406.16	276,406.16
15B	Food Animal Vet Scholarship
15N	Business Assistance
16F	Washington State Flag	410.96	410.96	410.96
16K	Mortgage Recovery
16R	Multiagency Permitting Team	93,239.15	(221.22)	93,017.93	93,017.93
17R	Aerospace Training Student Loan	991,818.46	33,815.55	8,159.01	1,017,475.00	1,017,475.00
18C	Native Education Public-Private Partnership
18F	High School Completion
18G	Opportunity Scholarship Match Transfer
18K	24/7 Sobriety	522.75	354.33	877.08	877.08
18V	Science, Technology, Engineering and Math Education Lighthouse
19J	Universal Communications Services	9,721,607.80	45.48	9,721,562.32	9,721,562.32
19V	Cancer Research Endowment Match Transfer	9,920,075.77	9,920,075.77	9,920,075.77
20L	Early Start
21J	Gina Grant Bull Memorial Legislative Page Scholarship	1,150.00	550.39	1,700.39	1,700.39
21K	Skilled Worker Awareness Grant Program
21L	Low-Income Home Rehab Revolving Loan Program
21T	Suicide-Safer Homes Project	50,000.00	50,000.00	50,000.00
21U	Information Technology Investment
22A	State Agency Office Relocation Pool	9,712,000.00	9,712,000.00	9,712,000.00
22B	Highway Worker Memorial Scholarship
290	Savings Incentive	2,771,299.90	1,183.00	2,770,116.90	950.00	2,771,066.90

RECEIPTS AND DISBURSEMENTS FOR TREASURER'S TRUST FUNDS

		September 1, 2017	September 2017		September 30, 2017		
		Beginning Book Balance	Plus Receipts	Less Disbursements	Ending Book Balance	Outstanding Warrants	Ending Cash Balance
GENERAL FUND (Continued)							
447	Information Technology Investment Revolving	\$ 8,481,244.62	\$ 49,215.27	\$ 203,487.60	\$ 8,326,972.29	\$	\$ 8,326,972.29
490	Regional Transportation Investment District
493	School Employees' Insurance
494	School Employees' Benefits Board Administration
514	Agricultural Conservation Easements
534	Washington Graduate Fellowship Trust	489.80	489.80	489.80
551	Washington Youth and Families	124,634.31	124,634.31	124,634.31
552	Conservation Assistance Revolving	381,349.05	19,532.80	361,816.25	361,816.25
646	Higher Ed Retirement Plan Supplemental Benefit	1,200.04	355,280.79	355,280.00	1,200.83	1,200.83
653	Washington Distinguished Professorship Trust
743	College Faculty Awards Trust	186.14	186.14	186.14
747	Health Professional Loan Repayment & Scholarship Program	9,409,272.20	1,520,050.59	41,259.18	10,888,063.61	10,888,063.61
748	Higher Education Coord. Board for Innovation and Quality
781	Cross-State Trail	473.10	473.10	473.10
793	Health Insurance Pool
817	Stadium and Exhibition Center Construction
835	Four Year Student Child Care in Higher Education	1,785.35	75,000.00	76,785.35	76,785.35
837	Washington's Promise Scholarship	8.08	0.01	8.09	8.09
TOTAL GENERAL FUND		\$ 56,663,401.19	\$ 48,356,114.77	\$ 58,241,596.87	\$ 46,777,919.09	\$ 17,438.55	\$ 46,795,357.64
SPECIAL REVENUE FUNDS							
01F	Crime Victims' Compensation	\$ 7,393,865.70	\$ 67,874.44	\$	\$ 7,461,740.14	\$	\$ 7,461,740.14
025	Pilotage	252,039.98	71,333.89	(480,910.72)	804,284.59	101.91	804,386.50
03K	Industrial Insurance Premium Refund	4,636,847.62	340,991.30	46,846.17	4,930,992.75	1,072.21	4,932,064.96
04F	Real Estate Education Program	617,418.13	717.31	235.73	617,899.71	617,899.71
06H	Oral History, State Library, and Archives	30,200.04	6,153.20	907.96	35,445.28	35,445.28
06J	Securities Prosecution	633,975.29	204.00	874.22	633,305.07	633,305.07
07A	Mortgage Lending Fraud Prosecution	289,646.04	30,786.76	320,432.80	320,432.80
07B	Organ and Tissue Donation Awareness	112,329.61	27,277.68	64,719.75	74,887.54	74,887.54
07E	Contract Harvesting Revolving	8,311,161.56	4,736.82	(2,805,021.74)	11,120,920.12	112,405.82	11,233,325.94
07J	"Helping Kids Speak"	5,362.01	2,055.67	4,799.67	2,618.01	2,618.01
07K	Special License Plate Applicant Trust
07L	Legislative International Trade	1,006.94	750.00	1,756.94	1,756.94
07N	Produce Railcar Pool	92,253.54	68.18	92,321.72	92,321.72	92,321.72
07T	Commemorative Works	3,293.10	2.44	3,295.54	3,295.54
07V	Fish and Wildlife Enforcement Reward	734,344.83	10,141.62	40,498.35	703,988.10	10,070.99	714,059.09
08C	Gonzaga University Alumni Association	9,565.36	3,805.67	8,052.32	5,318.71	5,318.71
08F	Lighthouse Environmental Programs	21,030.32	6,603.34	16,727.68	10,905.98	10,905.98
08J	Prescription Drug Consortium	42,947.77	42,947.77	42,947.77
08L	"Ski & Ride Washington"	5,481.21	2,937.65	5,266.32	3,152.54	3,152.54

RECEIPTS AND DISBURSEMENTS FOR TREASURER'S TRUST FUNDS

	September 1, 2017		September 2017		September 30, 2017		
	Beginning Book Balance		Plus Receipts	Less Disbursements	Ending Book Balance	Outstanding Warrants	Ending Cash Balance
SPECIAL REVENUE FUNDS (Continued)							
08P State Parks Education and Enhancement	\$ 452,745.48		\$ 9,275.45	\$ 10,279.06	\$ 451,741.87		\$ 451,741.87
08V Veterans Stewardship	1,457,048.86		49,006.94	41,319.34	1,464,736.46	44.10	1,464,780.56
08W "Washington's National Park Fund"	35,515.57		16,237.69	32,811.34	18,941.92		18,941.92
098 Eastern Washington Pheasant Enhancement	195,272.42		33,791.07	14,691.31	214,372.18	103.00	214,475.18
09A We Love Our Pets	16,230.55		4,025.00	9,281.98	10,973.57		10,973.57
09B Boating Safety Education Certification	862,021.42		26,440.00	115,858.55	772,602.87	390.00	772,992.87
09J Washington Coastal Crab Pot Buoy Tag	177,882.81		1,675.00	1,850.00	177,707.81		177,707.81
09K Life Sciences Discovery	2,975,270.10		2,319.04	342,355.92	2,635,233.22	110.00	2,635,343.22
09L Nursing Resource Center	119,378.64		48,605.00	672.26	167,311.38	30.00	167,341.38
10F "Share the Road"	27,322.37		6,948.67	17,415.99	16,855.05		16,855.05
11A Employment Training Finance	304,381.88		17,384.12	5,150.00	316,616.00		316,616.00
11J Electronic Products Recycling	559,267.15			18,759.36	540,507.79	144.00	540,651.79
11P Large On-Site Sewage Systems							
11V Veteran Estate Management	17,024.01		25,934.05	32,559.97	10,398.09		10,398.09
126 Agricultural Local	15,376,889.41		1,794,157.59	2,572,232.13	14,598,814.87	53,230.06	14,652,044.93
128 Grain Inspection Revolving	8,926,829.64		454,100.19	1,142,188.34	8,238,741.49	1,276.95	8,240,018.44
12E Assisted Living Facility Management	236,585.23			(3,205.92)	239,791.15		239,791.15
12F Manufactured/Mobile Home Dispute Resol	2,478,223.40		54,881.07	31,438.74	2,501,665.73		2,501,665.73
12G Rockfish Research	403,491.29		16,019.50	11,145.69	408,365.10	0.50	408,365.60
12H Uniformed Service Shared Leave Pool	701,298.55			(37,677.91)	738,976.46		738,976.46
12N Get Ready For Math & Science Schlarshp	26,186.72		4,164.72		30,351.44		30,351.44
133 Children's Trust	540,479.38		3,434.48	2,575.19	541,338.67		541,338.67
14E Washington State Heritage Center	2,754,990.35		504,044.38	439,462.70	2,819,572.03	166.00	2,819,738.03
14W Reduced Cigarette Ignition Propensity	445,031.15		828.85	4,841.84	441,018.16	47.79	441,065.95
15A Transitional Housing Oper & Rent	166,310.15				166,310.15		166,310.15
15T Broadband Mapping							
15V Funeral and Cemetery	816,807.96		19,189.26	40,125.92	795,871.30	768.08	796,639.38
15W Guaranteed Asset Protection Waiver	18,500.00				18,500.00		18,500.00
163 Worker and Community Right to Know	162,148.21		9,809.44	201,301.43	(29,343.78)	1,743.47	(27,600.31)
169 Horse Racing Commission Operating	1,013,307.45		203,382.15	166,983.72	1,049,705.88	577.93	1,050,283.81
16B Landscape Architects' License	319,180.36		19,650.00	10,103.98	328,726.38	3.87	328,730.25
16E Spec Forest Products Outreach/Education	12,019.77		93.88		12,113.65		12,113.65
16G Universal Vaccine Purchase	12,438,827.70		8,888,366.55	12,564,360.61	8,762,833.64	1,396,670.00	10,159,503.64
16H Columbia River Salmon/Steelhead Endorsement	1,308,891.31		99,061.50	165,963.33	1,241,989.48		1,241,989.48
16L Accessible Communities	512,392.81		9,946.73	10,415.64	511,923.90		511,923.90
16N Disabled Veterans Assistance							
16T Product Stewardship Programs	294,537.50			7,180.93	287,356.57		287,356.57
17H WA Global Health Technologies Product Development	2.06				2.06		2.06
17L Foreclosure Fairness	1,036,038.88		4,750.00	389,082.00	651,706.88		651,706.88
17M Individual-Based/Portable Background Check Clearance	160,063.73		30,744.00	45,176.44	145,631.29	519.00	146,150.29

RECEIPTS AND DISBURSEMENTS FOR TREASURER'S TRUST FUNDS

	September 1, 2017		September 2017		September 30, 2017		
	Beginning Book Balance		Plus Receipts	Less Disbursements	Ending Book Balance	Outstanding Warrants	Ending Cash Balance
SPECIAL REVENUE FUNDS (Continued)							
17V Volunteer Firefighters	\$ 8,448.98	\$	2,575.99	\$ 5,872.98	\$ 5,151.99	\$	\$ 5,151.99
180 Local Government Administrative Hearings	242,016.77		855.23	241,161.54	241,161.54
189 Clarke-McNary
18A Investing In Innovation	34,347.09		34,347.09	34,347.09
18E Educator Certification Processing	2,514,577.50		134,871.00	154,815.16	2,494,633.34	755.40	2,495,388.74
18M Music Matters Awareness	11,120.68		4,486.99	9,972.68	5,634.99	5,634.99
18N Damage Prevention	105,275.00		3,625.00	108,900.00	108,900.00
18R Seattle Sounders FC	11,868.26		4,626.99	10,014.66	6,480.59	6,480.59
190 Forest Fire Protection Assessment	10,430,722.33		1,563.70	294,970.76	10,137,315.27	6,254.12	10,143,569.39
193 State Forest Nursery Revolving	1,203,157.13		442.26	(189,991.72)	1,393,591.11	6,442.94	1,400,034.05
195 Energy	13,572.65		10.03	13,582.68	13,582.68
197 Statute Law Committee Publications	789,936.36		2,429.14	2,377.97	789,987.53	90.22	790,077.75
198 Access Road Revolving	6,891,430.74		1,329.41	348,989.01	6,543,771.14	16,431.27	6,560,202.41
19B School for the Blind	1,879,197.00		92,159.48	183,246.02	1,788,110.46	1,512.12	1,789,622.58
19E 4-H Program	785.33		420.00	954.33	251.00	251.00
19F Seattle Seahawks	84,487.66		39,048.37	84,886.66	38,649.37	38,649.37
19H Center for Childhood Deafness and Hearing Loss	276,471.91		16,196.83	757.60	291,911.14	291,911.14
19M Seattle University	18,036.67		585.67	18,622.34	18,622.34
19P Child Rescue	7,033.42		2,709.09	9,742.51	9,742.51
19R Residential Services and Support
19W Wolf-Livestock Conflict	289,793.03		1,940.00	287,853.03	287,853.03
205 Mobile Home Park Relocation	1,756,669.18		43,650.54	11,739.23	1,788,580.49	1,788,580.49
206 Cost of Supervision	519,003.03		139,619.48	24,462.48	634,160.03	160.01	634,320.04
209 Regional Fisheries Enhancement Group	1,549,535.97		46,445.93	60,746.64	1,535,235.26	8,834.45	1,544,069.71
20A State Flower	3,864.01		1,635.67	3,360.01	2,139.67	2,139.67
20D CPA Scholarship Transfer	275,000.00		275,000.00	275,000.00
20E WA Internet Crimes Against Children
20G Washington Farmers and Ranchers	364.00		112.00	364.00	112.00	840.00	952.00
20K Licensing & Enforcement System Modernization	1,272,010.32		2,039.61	23,844.35	1,250,205.58	7,255.04	1,257,460.62
20P Nursing Facility Quality Enhancement	2,311,938.47		(3,379.52)	2,315,317.99	2,315,317.99
20W Washington Tennis	784.00		112.00	896.00	896.00
210 Fire Protection Contractor License	391,892.58		4,551.50	61,633.85	334,810.23	162.87	334,973.10
213 Veterans' Emblem	28,654.44		441.00	29,095.44	29,095.44
214 Temporary Worker Housing	253,840.04		178.00	11,994.52	242,023.52	220.59	242,244.11
219 Air Operating Permit	719,267.87		6.53	59,653.83	659,620.57	250.00	659,870.57
21A Washington State Wrestling	588.00		294.00	588.00	294.00	294.00
21C Washington Sexual Assault Kit	2,557,291.10		1,891.18	898.19	2,558,284.09	2,558,284.09
21F Fred Hutch
21G Washington State Aviation	8,120.00		2,928.33	11,048.33	11,048.33
21N NE WA Wolf-Livestock Management

RECEIPTS AND DISBURSEMENTS FOR TREASURER'S TRUST FUNDS

		September 1, 2017	September 2017		September 30, 2017		
		Beginning Book Balance	Plus Receipts	Less Disbursements	Ending Book Balance	Outstanding Warrants	Ending Cash Balance
SPECIAL REVENUE FUNDS (Continued)							
21Q	Forest Health Revolving	\$	\$	\$	\$	\$	\$
21W	K-12 Criminal Background Check
225	Fingerprint Identification	3,616,900.06	1,102,082.50	725,621.57	3,993,360.99	223,536.79	4,216,897.78
22E	Family and Medical Leave Enforcement
22F	Family and Medical Leave Insurance
22G	Photovoltaic Module Recycling
259	Coastal Crab	101,156.66	120.00	3,005.33	98,271.33	98,271.33
274	Adult Family Home	634,388.36	(702.82)	635,091.18	635,091.18
281	Impaired Driving Safety	242,982.52	140,804.50	383,787.02	383,787.02
283	Juvenile Accountability Incentive	83,608.02	61.78	83,669.80	83,669.80
294	Sea Cucumber Dive Fishery
295	Sea Urchin Dive Fishery	3.42	3.42	3.42
297	Pipeline Safety	4,781,605.31	895,841.66	200,627.27	5,476,819.70	5,476,819.70
298	Geologists'	310,648.02	23,635.00	13,123.75	321,159.27	6.51	321,165.78
300	Financial Services Regulation	22,093,419.99	1,426,886.16	4,690,237.04	18,830,069.11	1,950.03	18,832,019.14
320	Puget Sound Crab Pot Buoy Tag	57,253.32	19,631.25	1,007.58	75,876.99	75,876.99
328	Crim Justice Training Commis Firing Range Maintenance	81,178.00	81,178.00	81,178.00
416	Surplus and Donated Food Commodities Revolving	5,759,096.64	75.05	1,762,131.52	3,997,040.17	63,106.91	4,060,147.08
424	Anti-Trust Revolving	2,242,056.36	161,229.92	2,080,826.44	2,080,826.44
480	Financial Education Public-Private Partnership	16,386.37	101.62	16,284.75	78.10	16,362.85
485	Horse Racing Owners' Bonus/Breeder Awards	464,483.88	76,231.93	540,715.81	144.00	540,859.81
495	Toll Collection	16,038,471.52	14,645,642.74	12,786,974.03	17,897,140.23	41,809.98	17,938,950.21
496	Future Teachers Conditional Scholarship	2,462,208.47	32,660.78	163,282.86	2,331,586.39	3,008.23	2,334,594.62
497	Horse Racing Commission Class C Purse Fund	53,049.05	6,523.76	59,572.81	59,572.81
498	Washington State Council of Fire Fighters Benevolent	26,052.35	10,871.00	22,138.64	14,784.71	14,784.71
499	Law Enforcement Memorial	75,267.09	24,080.06	53,529.04	45,818.11	45,818.11
501	Liquor Revolving	37,838,725.41	(13,469,381.59)	15,536,320.07	8,833,023.75	189,616.88	9,022,640.63
503	Tuition Recovery	3,420,761.72	17,543.37	6,657.86	3,431,647.23	3,431,647.23
515	DNA Data Base	697,098.40	42,235.50	4,291.54	735,042.36	735,042.36
516	Fruit and Vegetable Inspection	8,241,013.37	2,509,448.32	1,375,181.87	9,375,279.82	5,262.40	9,380,542.22
536	Federal Food Service Revolving	2,206,226.07	6,058,588.45	6,053,236.02	2,211,578.50	37,510.09	2,249,088.59
553	Performance Audits of Government	7,254,956.13	1,497,657.18	3,570,321.17	5,182,292.14	9,791.94	5,192,084.08
561	Community Technical College Innovation	7,104,461.31	914,153.50	577,239.91	7,441,374.90	7,441,374.90
687	Rural Rehabilitation	226,670.30	168.51	226,838.81	226,838.81
688	Federal Local Rail Service Assistance	78,426.09	63.41	78,489.50	78,489.50
731	Child Care Facility Revolving	1,393,912.72	4,803.09	1,398,715.81	1,398,715.81
732	Nursing Home Civil Penalties	1,962,312.22	(26,204.60)	1,988,516.82	1,988,516.82
746	Hanford Area Economic Investment	22,102.88	810.00	22,912.88	22,912.88
749	Governor's Interagency Committee of State Employed Women	70,992.61	31,657.83	4,877.95	97,772.49	97,772.49
761	Basic Health Plan Subscription	250,744.09	250,744.09	250,744.09

RECEIPTS AND DISBURSEMENTS FOR TREASURER'S TRUST FUNDS

		September 1, 2017	September 2017		September 30, 2017		
		Beginning Book Balance	Plus Receipts	Less Disbursements	Ending Book Balance	Outstanding Warrants	Ending Cash Balance
SPECIAL REVENUE FUNDS (Continued)							
763	Center for the Improvement of Student Learning	\$ 35,600.68	\$	\$	\$ 35,600.68	\$	\$ 35,600.68
773	Commission on Higher Ed Prof Student Ex Program	51,200.00	51,200.00	51,200.00
774	University of Washington License Plate	225,943.72	24,317.99	250,261.71	250,261.71
776	Washington State University License Plate	112,396.74	52,889.67	112,396.74	52,889.67	52,889.67
778	Western Washington University License Plate	4,172.00	2,160.66	5,194.00	1,138.66	1,138.66
779	Eastern Washington University License Plate	53,865.13	3,082.32	56,947.45	56,947.45
780	School Zone Safety Account	1,194,407.31	18,389.66	10,399.35	1,202,397.62	1,202,397.62
783	Central Washington University License Plate	4,783.34	1,236.65	6,019.99	6,019.99
784	Miscellaneous Transportation Programs	(10,927,913.48)	20,533,483.48	18,397,916.86	(8,792,346.86)	77,830.90	(8,714,515.96)
786	The Evergreen State College License Plate	7,762.70	214.67	7,977.37	7,977.37
789	Advanced Environmental Mitigation Revolving	634,734.95	5,171.52	639,906.47	639,906.47
816	Stadium and Exhibition Center	50,129,259.26	4,721,493.65	54,850,752.91	54,850,752.91
821	Impaired Physician	279,059.99	136,850.00	121,527.08	294,382.91	600.00	294,982.91
823	Livestock Nutrient Management	39,737.53	600.00	40,337.53	40,337.53
833	Developmental Disabilities Endowment Trust	1,889,188.12	359,965.57	154,896.19	2,094,257.50	2,094,257.50
834	Capitol Furnishings Preservation Committee	81,206.67	(2,000.00)	83,206.67	83,206.67
878	Federal Forest Revolving	454.93	0.34	455.27	455.27
880	Advance Right-of-Way Revolving	12,214,556.09	254,908.91	12,469,465.00	12,469,465.00
884	Gambling Revolving	9,128,904.17	1,351,944.92	1,038,947.29	9,441,901.80	4,146.65	9,446,048.45
885	Plumbing Certificate	749,187.36	69,118.84	65,599.68	752,706.52	184.62	752,891.14
892	Pressure Systems Safety	30,600,707.48	(29,616,843.10)	164,772.74	819,091.64	490.51	819,582.15
TOTAL SPECIAL REVENUE FUNDS		\$ 343,420,098.26	\$ 27,417,573.50	\$ 84,321,463.30	\$ 286,516,208.46	\$ 2,380,080.97	\$ 288,896,289.43
PERMANENT FUNDS							
842	American Indian Scholarship Endowment	\$ 294,995.98	\$ 4,767.64	\$ 4,549.00	\$ 295,214.62	\$	\$ 295,214.62
852	Foster Care Scholarship Endowment	3,670.90	2.71	3,673.61	3,673.61
TOTAL PERMANENT FUNDS		\$ 298,666.88	\$ 4,770.35	\$ 4,549.00	\$ 298,888.23	\$	\$ 298,888.23
ENTERPRISE FUNDS							
413	Municipal Revolving	\$ 6,907,537.38	\$ 1,571,933.38	\$ 2,361,774.32	\$ 6,117,696.44	\$ 2,659.29	\$ 6,120,355.73
442	Legislative Gift Center	71,138.64	12,766.67	24,582.30	59,323.01	606.50	59,929.51
445	Self-Insured Emplry Overpymt Reimb	696,641.73	12,118.89	684,522.84	12,118.89	696,641.73
446	Industrial Insurance Rainy Day Fund
449	Certificates of Participation and Other Financing - Local	171,894.67	7,135,714.95	5,725,106.76	1,582,502.86	225,200.32	1,807,703.18
463	Washington College Savings Program
470	Imaging	188,486.11	36,448.23	32,999.49	191,934.85	191,934.85
477	Lottery Investment
543	Judicial Information Systems	8,101,387.34	1,882,492.78	1,996,924.81	7,986,955.31	17,588.50	8,004,543.81
544	Pollution Liability Insurance Program Trust	34,287,204.99	14,968.58	1,010,792.62	33,291,380.95	2,161.99	33,293,542.94
545	Heating Oil Pollution Liability Trust	176,456.20	18,823.48	157,632.72	157,632.72

RECEIPTS AND DISBURSEMENTS FOR TREASURER'S TRUST FUNDS

		September 1, 2017	September 2017		September 30, 2017		
		Beginning Book Balance	Plus Receipts	Less Disbursements	Ending Book Balance	Outstanding Warrants	Ending Cash Balance
ENTERPRISE FUNDS (Continued)							
788	Advanced College Tuition Payment Program	\$ 2,026,688.06	\$ 28,389,984.28	\$ 27,260,975.85	\$ 3,155,696.49	\$ 9,126,918.52	\$ 12,282,615.01
TOTAL ENTERPRISE FUNDS		\$ 52,627,435.12	\$ 39,044,308.87	\$ 38,444,098.52	\$ 53,227,645.47	\$ 9,387,254.01	\$ 62,614,899.48
INTERNAL SERVICE FUNDS							
12V	PEBB Medical Benefits Admin	\$	\$	\$	\$	\$	\$
411	Natural Resources Equipment	4,086,074.02	1,663.60	(608,813.37)	4,696,550.99	12,441.70	4,708,992.69
421	Education Technology Revolving	7,006,636.22	100,350.00	822,765.46	6,284,220.76	6,284,220.76
422	General Administration Services	(211,221.09)	33,295,358.31	16,756,446.18	16,327,691.04	477,400.96	16,805,092.00
436	OFM Labor Relations Service	754,327.62	40,397.00	258,392.98	536,331.64	536,331.64
438	Uniform Dental Plan Benefits Administration	582,738.02	533,250.00	1,013,462.40	102,525.62	102,525.62
439	Uniform Medical Plan Benefits Administration	3,150,326.66	4,316,900.00	4,488,063.76	2,979,162.90	2,979,162.90
444	Fish & Wildlife Equipment	(410,980.46)	73,454.71	67,754.67	(405,280.42)	(405,280.42)
453	Minority and Women's Business Enterprises	516,763.40	321,751.90	186,671.00	651,844.30	651,844.30
458	Consolidated Technology Services Revolving	(13,227,338.03)	11,378,026.17	12,558,113.02	(14,407,424.88)	39,671.28	(14,367,753.60)
461	Shared Information Technology System Revolving	339,837.95	(675.16)	418.04	338,744.75	338,744.75
466	Statewide Info Tech System Development Revolving	463,552.28	93,725.36	369,826.92	369,826.92
471	State Patrol Nonappropriated Airplane Revolving	229,441.72	47.47	48,225.89	181,263.30	418.91	181,682.21
472	Statewide Info Tech System Maintenance & Operations Revolving	5,281,509.08	5,555.47	181,600.17	5,105,464.38	5,105,464.38
546	Risk Management	226,270.79	1,391,277.03	1,342,087.48	275,460.34	275,460.34
547	Liability	(3,268,472.49)	48,214,556.06	9,022,116.22	35,923,967.35	5,127,172.75	41,051,140.10
721	Public Employees' and Retirees' Insurance	138,417,309.21	165,218,997.04	149,651,636.25	153,984,670.00	5,769,686.63	159,754,356.63
730	Public Employees' and Retirees' Insurance Reserve	148,032,574.83	109,202.39	148,141,777.22	148,141,777.22
739	Certificates of Participation and Other Financing - State	294,766.33	24,924,363.63	22,217,229.58	3,001,900.38	500.00	3,002,400.38
TOTAL INTERNAL SERVICE FUNDS		\$ 292,264,116.06	\$ 289,924,475.62	\$ 218,099,895.09	\$ 364,088,696.59	\$ 11,427,292.23	\$ 375,515,988.82
PRIVATE PURPOSE FUNDS							
196	Unclaimed Personal Property	\$ 1,597,621.11	\$ 4,166,449.60	\$ 5,743,398.28	\$ 20,672.43	\$ 4,773,175.19	\$ 4,793,847.62
738	Department of Social and Health Services Trust	53,654.52	53,654.52	53,654.52
799	WA Achieving a Better Life Experience Program
TOTAL PRIVATE PURPOSE FUNDS		\$ 1,651,275.63	\$ 4,166,449.60	\$ 5,743,398.28	\$ 74,326.95	\$ 4,773,175.19	\$ 4,847,502.14
PENSION TRUST FUNDS							
838	LEOFF Retirement System Benefits Improvement	\$	\$	\$	\$	\$	\$
TOTAL PENSION TRUST FUNDS		\$	\$	\$	\$	\$	\$
AGENCY FUNDS							
16C	Real Estate/Property Tax Admin Assistance	\$ 72,172.50	\$ 61,320.72	\$ 72,172.50	\$ 61,320.72	\$	\$ 61,320.72
17A	County Enhanced 911 Excise Tax	5,959,718.62	6,004,703.84	5,990,737.51	5,973,684.95	5,973,684.95
525	Washington State Combined Fund Drive	701,704.61	380,663.24	(3,019.89)	1,085,387.74	7,244.46	1,092,632.20
660	Natural Resources Deposit	27,068,047.97	25,584,433.35	21,385,811.36	31,266,669.96	493,980.55	31,760,650.51
734	Centennial Document Preservation and Modernization	574,016.82	316,711.87	890,728.69	890,728.69

RECEIPTS AND DISBURSEMENTS FOR TREASURER'S TRUST FUNDS

	September 1, 2017	September 2017		September 30, 2017		
	Beginning Book Balance	Plus Receipts	Less Disbursements	Ending Book Balance	Outstanding Warrants	Ending Cash Balance
AGENCY FUNDS (Continued)						
737 High Occupancy Vehicle	\$	\$	\$	\$	\$	\$
757 Maritime Historic Restoration and Preservation	3,326.81	178.04	3,504.85	3,504.85
797 Local Tourism Promotion	1,437,591.19	1,487,820.18	1,453,236.69	1,472,174.68	1,472,174.68
TOTAL AGENCY FUNDS	\$ 35,816,578.52	\$ 33,835,831.24	\$ 28,898,938.17	\$ 40,753,471.59	\$ 501,225.01	\$ 41,254,696.60
TOTAL TREASURER'S TRUST FUNDS	\$ 782,741,571.66	\$ 442,749,523.95	\$ 433,753,939.23	\$ 791,737,156.38	\$ 28,486,465.96	\$ 820,223,622.34

INVESTMENT STATEMENT & INVESTMENT INTEREST INCOME AND CAPITAL GAINS

INVESTMENT STATEMENT

Fund / Account	September 1, 2017	Purchased	Maturities & Sales	Amortization	September 30, 2017
Treasury & Treasurer's Trust					
Investments (trade date basis)	\$ 5,375,070,689.20	\$ 2,852,759,481.12	\$ 3,065,416,576.78	\$ (148,299.09)	\$ 5,162,265,294.45
Reverse Repurchase Agreements
Purchased Accrued Interest	595,753.89	497,218.85	121,118.49	971,854.25
Total Treasury & Treasurer's Trust	\$ 5,375,666,443.09	\$ 2,853,256,699.97	\$ 3,065,537,695.27	\$ (148,299.09)	\$ 5,163,237,148.70
Local Government Investment Pool					
Investments (trade date basis)	\$ 12,762,337,938.96	\$ 39,101,665,063.36	\$ 39,722,292,615.08	\$ 5,811,426.12	\$ 12,147,521,813.36
Reverse Repurchase Agreements
Purchased Accrued Interest	11,083.33	372,222.22	383,305.55
Total Local Government Investment Pool	\$ 12,762,349,022.29	\$ 39,102,037,285.58	\$ 39,722,292,615.08	\$ 5,811,426.12	\$ 12,147,905,118.91
Total All Accounts	\$ 18,138,015,465.38	\$ 41,955,293,985.55	\$ 42,787,830,310.35	\$ 5,663,127.03	\$ 17,311,142,267.61

INVESTMENT INTEREST INCOME AND CAPITAL GAINS CURRENT MONTH AND FISCAL YEAR TO DATE COMPARISON

Fund / Account	September 2017	September 2016	Fiscal Year 2018	Fiscal Year 2017
Treasury & Treasurer's Trust				
Cash	\$ 4,198,444.79	\$ 4,108,482.74	\$ 16,454,456.64	\$ 11,990,415.43
Custody Bank Fees	(3,589.41)	(4,615.85)	(12,922.75)	(13,821.87)
Other Bank Fees	(9,108.94)	(8,561.90)	(28,684.78)	(21,586.84)
Amortization	(148,299.09)	(192,604.23)	376,567.72	(354,449.90)
Accrued Interest	821,791.06	(220,318.15)	(67,827.49)	174,083.78
Gains and Losses	(359,808.27)	950,281.81	(330,627.78)	6,879,182.49
Total Treasury & Treasurer's Trust	\$ 4,499,430.14	\$ 4,632,664.42	\$ 16,390,961.56	\$ 18,653,823.09
Local Government Investment Pool				
Cash	\$ 5,400,608.11	\$ 3,421,597.76	\$ 17,383,794.23	\$ 9,234,011.36
Amortization	5,811,426.12	1,246,256.06	17,713,406.19	4,737,585.40
Accrued Interest	124,816.41	(124,106.69)	1,059,211.18	(174,944.95)
Gains and Losses	121,386.75	454,011.12	216,243.73	1,238,732.30
Total Local Government Investment Pool	\$ 11,458,237.39	\$ 4,997,758.25	\$ 36,372,655.33	\$ 15,035,384.11
Total All Accounts	\$ 15,957,667.53	\$ 9,630,422.67	\$ 52,763,616.89	\$ 33,689,207.20

DUANE A. DAVIDSON
STATE TREASURER
PO BOX 40200
OLYMPIA WA 98504-0200

