



Washington State Treasurer's Monthly Report

September 2019



DUANE A. DAVIDSON
State Treasurer

In accordance with the Americans with Disabilities Act, this publication will be made available in alternate formats upon request to the Office of the State Treasurer, Legislative Building, 2nd Floor, Olympia, Washington 98504-0200, telephone (360) 902-9000, fax (360) 902-9037 or TTY Users Call: 7-1-1. Web Site: <http://tre.wa.gov>.

Cover photo taken by Treasurer's Office staff.

TABLE OF CONTENTS

| | <i>Page</i> |
|---|-------------|
| State Treasurer’s Letter | 1 |
| General Fund | 2 |
| Treasury, Treasurer’s Trust and Local Government Investment Pool Flow Chart | 3 |
| Treasury & Treasurer’s Trust, Treasury and Treasurer’s Trust Charts | 4 |
| General Fund and Local Government Investment Pool Charts | 5 |
| Receipts and Disbursements for the State Treasury | 6 |
| Receipts and Disbursements for Trust Funds | 17 |
| Investment Statement | 26 |
| Investment Interest Income and Capital Gains..... | 27 |



DUANE A. DAVIDSON,
State Treasurer

State of Washington
Office of the Treasurer

Legislative Building
P.O. Box 40200
Olympia, Washington 98504-
0200

(360) 902-9000 • TTY 7-1-1
Home Page <http://tre.wa.gov>



Fellow Washingtonians,

I am pleased to report on the operations of the Office of the State Treasurer for the month of September 2019. At the close of the month, the Treasury & Treasurer's Trust book balance was \$6.8 billion with investment earnings distributed for the month of \$10.9 million.

Sincerely,

A handwritten signature in black ink that reads "Duane A. Davidson". The signature is written in a cursive, flowing style.

Duane A. Davidson
Washington State Treasurer

GENERAL FUND

GENERAL FUND CURRENT MONTH AND FISCAL YEAR TO DATE COMPARISON

(In Millions)

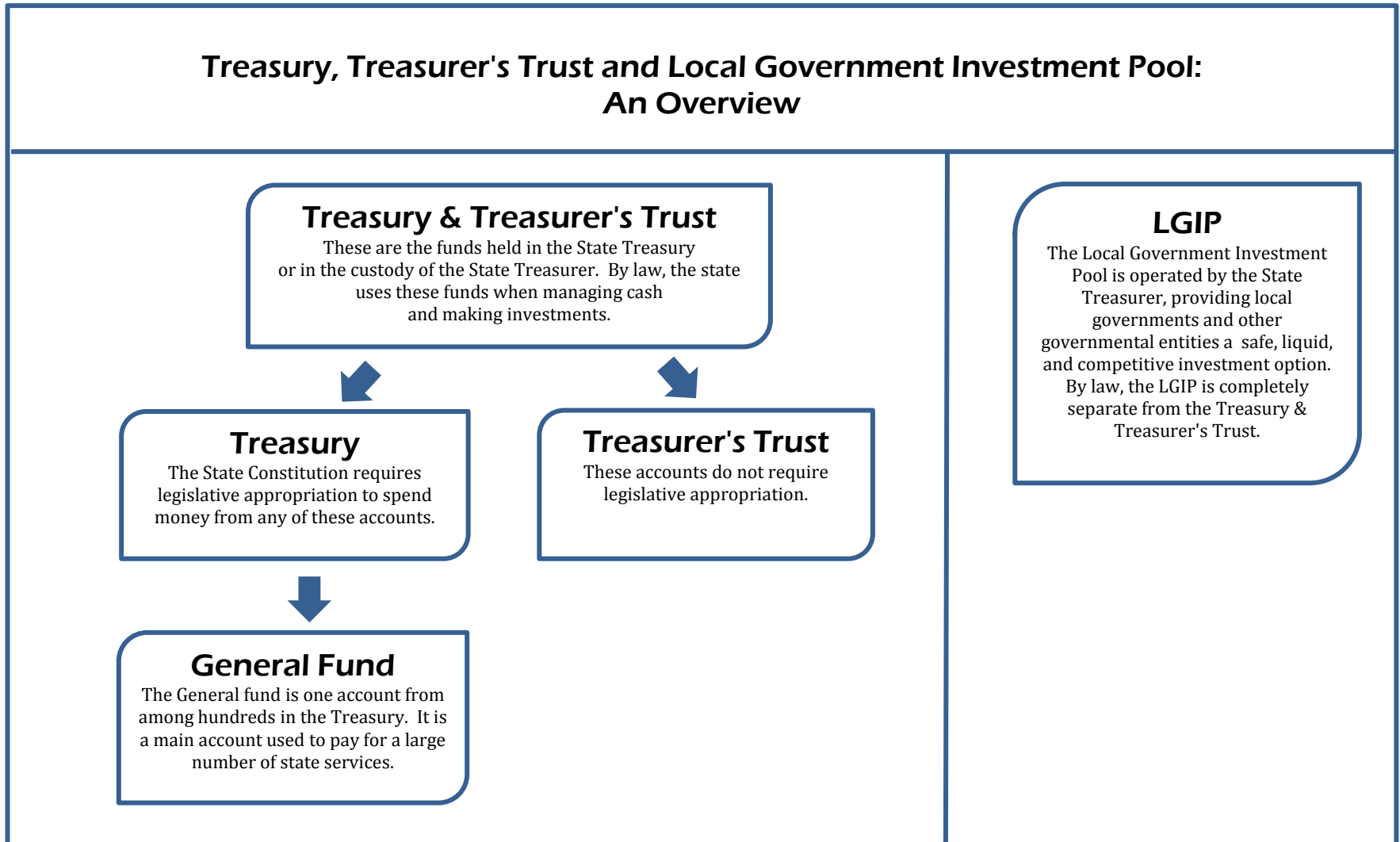
| | Month of September | | Fiscal Year to Date | |
|---|--------------------|--------------|---------------------|---------------|
| | 2019 | 2018 | 2020 | 2019 |
| Beginning Book Balance | \$ (1,495.672) | \$ 404.616 | \$ 1,010.867 | \$ 1,737.396 |
| Cash Revenue | 4,351.413 | 2,614.960 | 7,495.197 | 7,552.761 |
| Other Cash Receipts | (1,481.735) | 202.787 | 1,505.923 | 1,318.235 |
| Total Cash Receipts | \$ 2,869.678 | \$ 2,817.747 | \$ 9,001.120 | \$ 8,870.996 |
| Total Cash Disbursements | \$ 3,155.762 | \$ 2,992.982 | \$ 11,793.743 | \$ 10,379.011 |
| Ending Book Balance | \$ (1,781.756) | \$ 229.381 | \$ (1,781.756) | \$ 229.381 |
| Cash Revenue | | | | |
| Bond Retirement & Interest | \$ 0.000 | \$ 0.000 | \$ (0.261) | \$ (0.182) |
| Secretary of State | 3.101 | 2.865 | 9.324 | 8.839 |
| Department of Revenue: | | | | |
| Retail Sales Tax | 2,068.598 | 938.619 | 3,003.337 | 2,867.828 |
| Business & Occupation Tax | 797.592 | 357.265 | 1,097.051 | 1,096.166 |
| Compensating Tax | 101.911 | 50.704 | 180.946 | 174.247 |
| Cigarette Tax | 24.364 | 24.275 | 66.748 | 92.756 |
| Public Utility Tax | 67.219 | 35.370 | 96.095 | 100.249 |
| Various Other Revenue | 78.844 | 52.340 | 71.619 | 148.444 |
| Insurance Commission | 137.429 | 137.220 | 154.449 | 153.480 |
| Liquor and Cannabis Board | 28.861 | 28.674 | 29.273 | 34.483 |
| Department of Licensing: | | | | |
| Excise Tax - Other | 0.020 | 0.019 | 0.062 | 0.057 |
| Various Other Revenue | 0.492 | 0.077 | 5.646 | 4.750 |
| Department of Social & Health Services | 23.518 | 7.020 | 33.778 | 21.223 |
| Universities & Colleges | (0.086) | 0.000 | (0.086) | 0.137 |
| Treasurer's Transfers | (13.679) | 1.517 | (59.599) | (31.804) |
| Counties: | | | | |
| Property Tax | 17.042 | 18.863 | 47.216 | 49.120 |
| Real Estate Excise Tax | 101.799 | 88.831 | 337.879 | 327.341 |
| Various Other Revenue | 4.426 | 5.022 | 12.545 | 14.709 |
| Federal Grants-In-Aid (All Agencies) | 895.706 | 764.031 | 2,296.392 | 2,263.500 |
| Revenues Distributed to Local Governments | (4.065) | (4.035) | (36.996) | (35.947) |
| Other Agencies' Cash Revenue | 18.321 | 106.283 | 149.779 | 263.365 |
| Total Cash Revenue | \$ 4,351.413 | \$ 2,614.960 | \$ 7,495.197 | \$ 7,552.761 |

Source: Agency Financial Reporting System (AFRS).

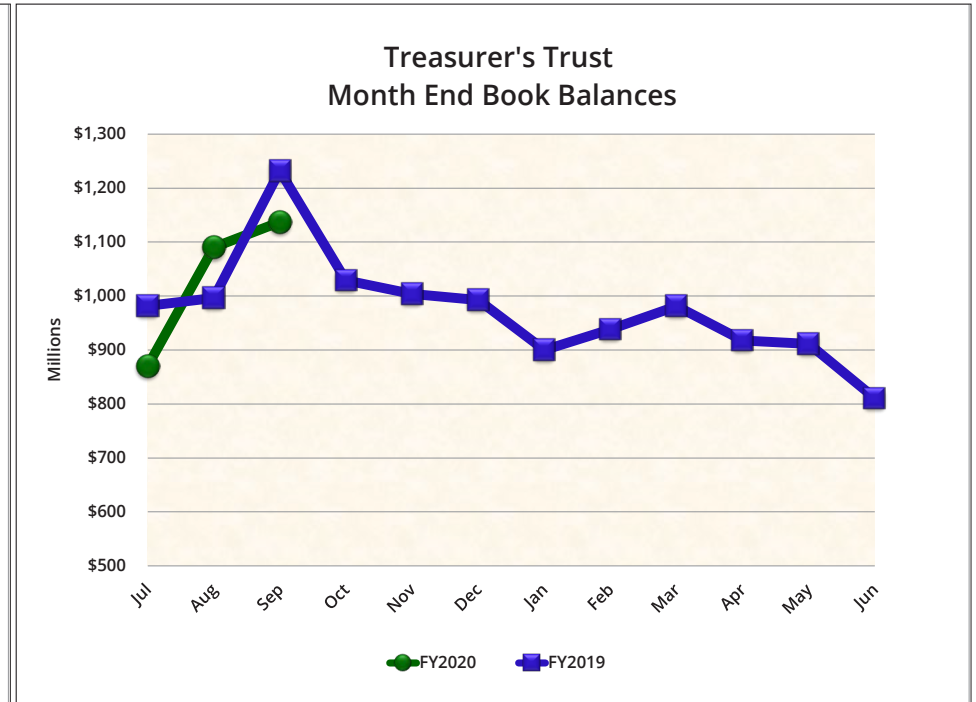
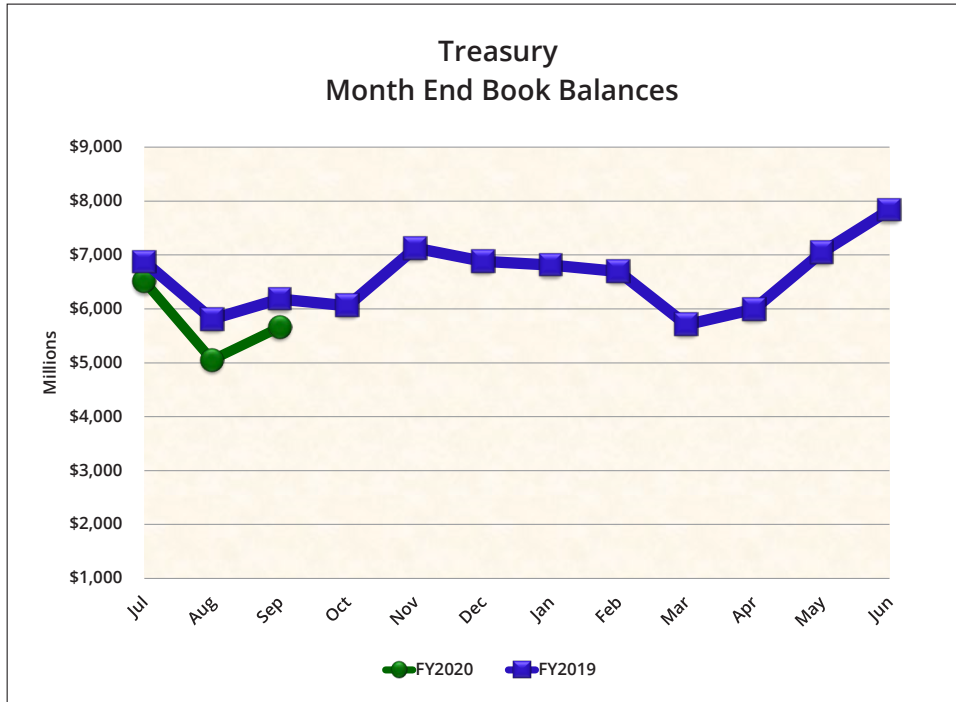
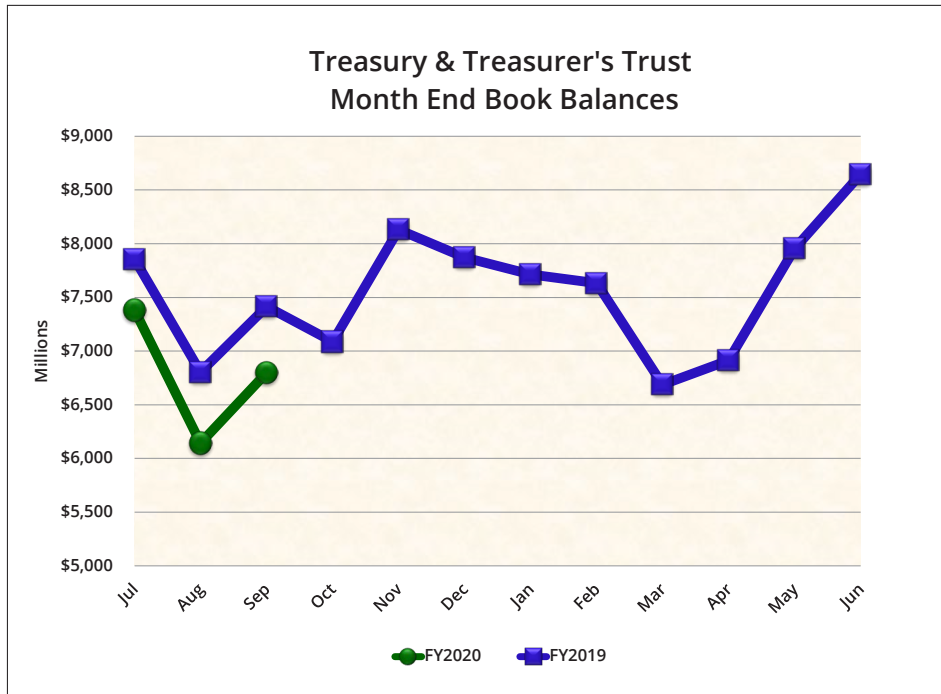
TREASURY, TREASURER'S TRUST AND LGIP FLOW CHART

The State Treasurer is charged with the cash management of public funds, which includes two categories of state funds and accounts: (1) funds and accounts located in the state treasury, which are subject to legislative appropriation; and (2) Treasurer's trust funds, which are accounts placed in the custody of the State Treasurer, and not typically subject to legislative appropriation. Funds within these accounts are comingled for investment and cash management purposes.

This flow chart describes the structure of the Treasury and Treasurer's Trust Accounts. Month end balances of these accounts are shown on pages 4 and 5.

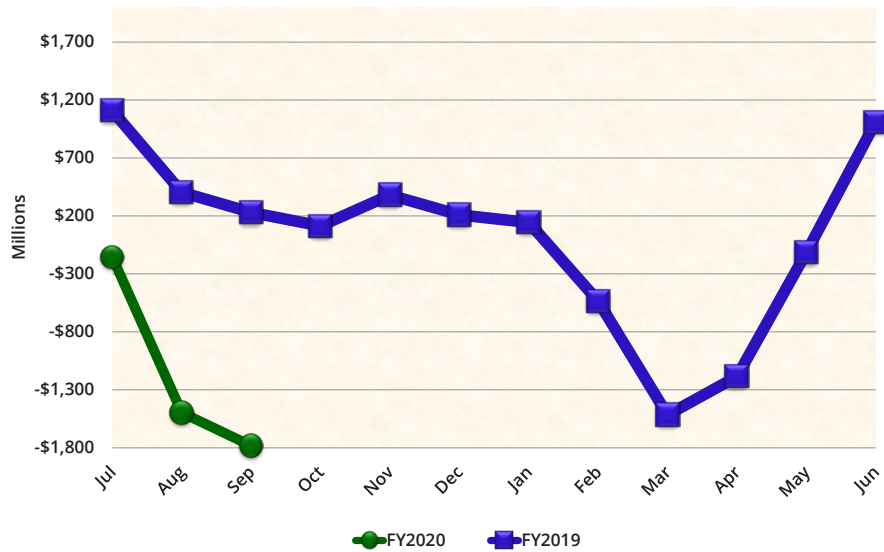


TREASURY & TREASURER'S TRUST AND TREASURY AND TREASURER'S TRUST CHART

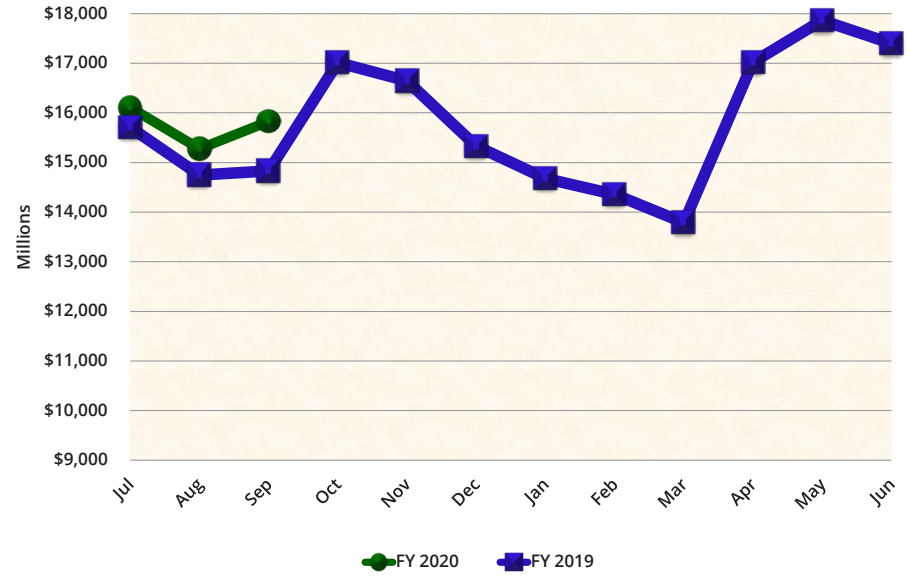


GENERAL FUND AND LOCAL GOVERNMENT INVESTMENT POOL CHARTS

General Fund Month End Book Balances

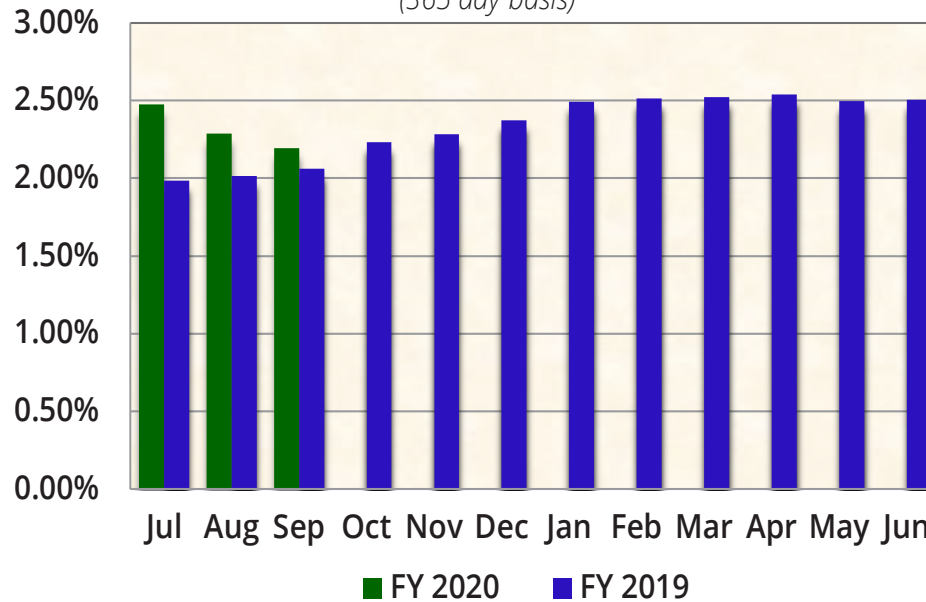


Local Government Investment Pool Month End Book Balances



LGIP Net Yield

(365 day basis)



RECEIPTS AND DISBURSEMENTS FOR TREASURY FUNDS

| | September 1, 2019 | September 2019 | | September 30, 2019 | | |
|---|---------------------------|---------------------|-----------------------|------------------------|-------------------------|------------------------|
| | Beginning Book Balance | Plus Receipts | Less Disbursements | Ending Book Balance | Outstanding Warrants | Ending Cash Balance |
| GENERAL FUND | | | | | | |
| 001 General | \$ (1,495,672,439.12) | \$ 2,869,678,111.73 | \$ 3,155,761,589.94 | \$ (1,781,755,917.33) | \$ 34,101,297.47 | \$ (1,747,654,619.86) |
| 018 Millersylvania Park Current | 5,210.50 | | | 5,210.50 | | 5,210.50 |
| 01E Geothermal | 30,286.50 | | | 30,286.50 | | 30,286.50 |
| 01N Institutional Impact | 19,144.72 | | | 19,144.72 | | 19,144.72 |
| 02P Flood Control Assistance | 3,460,980.18 | (33,723.98) | 130,918.19 | 3,296,338.01 | 1,300.50 | 3,297,638.51 |
| 031 State Investment Board Expense | 5,037,704.34 | (118,725.52) | 2,303,366.79 | 2,615,612.03 | 4,848.49 | 2,620,460.52 |
| 032 State Emergency Water Projects Revolving | 221,616.92 | | | 221,616.92 | | 221,616.92 |
| 03A Excess Earnings | | | | | | |
| 03L County Criminal Justice Assistance | 1,544,109.88 | 2,238.25 | 207,695.30 | 1,338,652.83 | 832.90 | 1,339,485.73 |
| 03M Municipal Criminal Justice Assistance | 356,348.10 | 410.96 | 75,329.13 | 281,429.93 | 370.16 | 281,800.09 |
| 04L Public Health Services | 6.48 | 0.01 | | 6.49 | | 6.49 |
| 051 State and Local Improvements Revolving | 26,744.33 | | | 26,744.33 | | 26,744.33 |
| 055 State & Local Improve Revolving (Waste Disp Facilities, 1980) | 2,639.01 | | | 2,639.01 | | 2,639.01 |
| 05C Criminal Justice Treatment | 2,875,664.95 | 60,000.00 | 541,262.56 | 2,394,402.39 | 219.48 | 2,394,621.87 |
| 05M Tourism Development and Promotion | | | | | | |
| 070 Outdoor Recreation | (450,319.42) | 512,600.28 | 373,665.61 | (311,384.75) | | (311,384.75) |
| 072 State & Local Improve Revolving (Water Supply Facilities) | 905,591.51 | | | 905,591.51 | | 905,591.51 |
| 09C Farm and Forest | 589,017.60 | | 6,073.29 | 582,944.31 | 252.68 | 583,196.99 |
| 09G Riparian Protection | | 4,282.91 | 4,522.91 | (240.00) | 240.00 | |
| 09R Economic Development Strategic Reserve | 2,308,609.64 | | 523,005.35 | 1,785,604.29 | | 1,785,604.29 |
| 10K Veterans Innovation Program | 84,086.02 | | 18,163.07 | 65,922.95 | 690.00 | 66,612.95 |
| 10P Columbia River Basin Water Supply Development | 2,890,876.98 | 1,861,713.53 | 137,939.81 | 4,614,650.70 | 59.74 | 4,614,710.44 |
| 10R Energy Freedom | 741,617.85 | 1,126.45 | | 742,744.30 | | 742,744.30 |
| 10T Hood Canal Aquatic Rehabilitation Bond | | | | | | |
| 11F Reinvesting in Youth | 5.98 | | | 5.98 | | 5.98 |
| 11N Heritage Barn Preservation | | | | | | |
| 11W Water Quality Capital | 34,227.10 | | | 34,227.10 | | 34,227.10 |
| 125 Site Closure | 32,725,022.00 | 50,721.58 | 5,621.58 | 32,770,122.00 | | 32,770,122.00 |
| 12J Boating Activities | | | | | | |
| 12K Puget Sound Scientific Research | | | | | | |
| 12R Independent Youth Housing | | | | | | |
| 12W Veterans Conservation Corps | | | | | | |
| 14B Budget Stabilization | 1,649,879,836.51 | 2,506,012.52 | 146,502.03 | 1,652,239,347.00 | | 1,652,239,347.00 |
| 14C Puget Sound Recovery | | | | | | |
| 14H Community Preservation & Development Auth | 8,750.00 | | | 8,750.00 | | 8,750.00 |
| 14L Streamlined Sales & Use Tax Mitigation | 5,404,791.99 | | 1,936,468.95 | 3,468,323.04 | | 3,468,323.04 |
| 15C WA Community Tech Opportunity | | | | | | |
| 15J Building Communities | | | | | | |
| 15K Columbia River Water Delivery | 16,173.66 | | | 16,173.66 | | 16,173.66 |

RECEIPTS AND DISBURSEMENTS FOR TREASURY FUNDS

| | September 1, 2019 | | September 2019 | | September 30, 2019 | | |
|---|--------------------------|----------|----------------------------|----------------------------|--------------------------|-------------------------|--------------------------|
| | Beginning Book Balance | | Plus Receipts | Less Disbursements | Ending Book Balance | Outstanding Warrants | Ending Cash Balance |
| GENERAL FUND (Continued) | | | | | | | |
| 15R Evergreen Job Training | \$ | \$ | \$ | \$ | \$ | \$ | \$ |
| 16V Water Rights Processing | 77,087.33 | | 100.00 | | 77,187.33 | | 77,187.33 |
| 177 Judicial Retirement Administrative | | | | | | | |
| 17C Opportunity Express Account | 62,171.42 | | | | 62,171.42 | | 62,171.42 |
| 17E State Efficiency and Restructuring | | | | | | | |
| 17F Washington Opportunity Pathways | 25,557,836.61 | | 18,072,573.43 | 8,753,769.23 | 34,876,640.81 | 48.76 | 34,876,689.57 |
| 17K Basic Health Plan Stabilization | | | | | | | |
| 18H Opportunity Expansion | 326.64 | | | | 326.64 | | 326.64 |
| 19K Yakima Integrated Plan Implementation | | | | | | | |
| 19L Charter Schools Oversight | 673,799.48 | | 71,874.25 | 37,416.49 | 708,257.24 | | 708,257.24 |
| 19N Diesel Idle Reduction | | | | | | | |
| 20C Yakima Integrated Plan Implementation Taxable Bond | | | | | | | |
| 20F Invest in Washington | | | | | | | |
| 20S Behavioral Health Innovation | 45,624.36 | | | | 45,624.36 | | 45,624.36 |
| 21B Chehalis Basin | | | | | | | |
| 21D Dairy Nutrient Infrastructure | | | | | | | |
| 21P Sexual Assault Prevention and Response | | | | | | | |
| 21R DCYF Contracted Services Performance Improvement | | | | | | | |
| 22C Early Learning Facilities Revolving | (333,032.41) | | 834,961.74 | 501,929.33 | | | |
| 22D Early Learning Facilities Development | (840.37) | | 17,081.09 | 18,503.61 | (2,262.89) | | (2,262.89) |
| 22T Statewide Tourism Marketing | 3,065,652.80 | | 245,502.54 | 22,158.47 | 3,288,996.87 | | 3,288,996.87 |
| 23H Defense Community Compatibility | | | | | | | |
| 23J Statewide Broadband | 10,767,959.02 | | 16,371.16 | 10,243.38 | 10,774,086.80 | 2,277.16 | 10,776,363.96 |
| 244 Habitat Conservation | (326,063.14) | | 2,380,944.75 | 2,550,380.66 | (495,499.05) | 476,154.00 | (19,345.05) |
| 24H Career Connected Learning | | | | | | | |
| 253 Education Construction | 716,939.45 | | 1,089.05 | | 718,028.50 | | 718,028.50 |
| 285 Growth Management Planning and Environmental Review | 235,205.78 | | 275,809.50 | 13,056.63 | 497,958.65 | | 497,958.65 |
| 291 Education Savings | | | | | | | |
| 355 State Taxable Building Construction | 69,419,560.85 | | 37,462,165.74 | 3,903,653.80 | 102,978,072.79 | 67,877.02 | 103,045,949.81 |
| 359 School Constr & Skill Ctrs Bldg | 1,067,039.03 | | 1,240,840.06 | 462.06 | 2,307,417.03 | | 2,307,417.03 |
| 488 Special Personnel Litigation Revolving | | | | | | | |
| 489 Pension Funding Stabilization | 483,410,484.65 | | (1,035,440.35) | 6,467,382.93 | 475,907,661.37 | | 475,907,661.37 |
| 548 LEOFF System Plan 2 Expense | 83,713.59 | | 126,318.29 | 148,419.00 | 61,612.88 | 67.28 | 61,680.16 |
| 563 Columbia River Crossing Project | | | | | | | |
| 702 Dedicated McCleary Penalty | | | | | | | |
| 828 Tobacco Prevention and Control | 1,303,792.68 | | 1,976.44 | 14,673.00 | 1,291,096.12 | | 1,291,096.12 |
| 830 Agricultural College Trust Management | \$243,921.39 | | | 92,225.98 | 151,695.41 | 875.20 | 152,570.61 |
| TOTAL GENERAL FUND | \$ 809,117,483.37 | | \$ 2,934,236,936.41 | \$ 3,184,706,399.08 | \$ 558,648,020.70 | \$ 34,657,410.84 | \$ 593,305,431.54 |

RECEIPTS AND DISBURSEMENTS FOR TREASURY FUNDS

| | September 1, 2019 | September 2019 | | September 30, 2019 | | |
|--|---------------------------|------------------|-----------------------|------------------------|-------------------------|------------------------|
| | Beginning Book Balance | Plus Receipts | Less Disbursements | Ending Book Balance | Outstanding Warrants | Ending Cash Balance |
| SPECIAL REVENUE FUNDS | | | | | | |
| 002 Hospital Data Collection | \$ 63,178.46 | \$ (997.97) | \$ 765.51 | \$ 61,414.98 | \$ | \$ 61,414.98 |
| 003 Architects' License | 1,187,285.01 | 36,918.76 | 31,908.72 | 1,192,295.05 | 930.75 | 1,193,225.80 |
| 007 Winter Recreational Program | 1,567,530.57 | | 22,477.55 | 1,545,053.02 | 143.72 | 1,545,196.74 |
| 014 Forest Development | 12,231,724.80 | 2,583.56 | 377,568.46 | 11,856,739.90 | 14,428.95 | 11,871,168.85 |
| 01B ORV & Non-Highway Vehicle Account | 1,866,687.44 | 351,718.23 | 205,254.05 | 2,013,151.62 | 2,756.27 | 2,015,907.89 |
| 01M Snowmobile | 2,889,794.02 | 119,726.68 | 30,614.76 | 2,978,905.94 | | 2,978,905.94 |
| 024 Professional Engineers' | 2,167,032.67 | 108,949.00 | 60,781.69 | 2,215,199.98 | 793.20 | 2,215,993.18 |
| 025 Pilotage | 716,641.25 | 420,965.43 | 1,664,641.05 | (527,034.37) | 438.94 | (526,595.43) |
| 026 Real Estate Commission | 4,920,954.41 | 293,636.23 | 331,104.33 | 4,883,486.31 | 4,331.55 | 4,887,817.86 |
| 027 Reclamation | 3,982,147.50 | 126,454.56 | 104,407.16 | 4,004,194.90 | 576.06 | 4,004,770.96 |
| 02A Surveys and Maps | 1,102,599.76 | 66,225.15 | 49,352.56 | 1,119,472.35 | 6.77 | 1,119,479.12 |
| 02G Health Professions | 18,133,021.78 | 4,441,428.96 | 4,631,627.61 | 17,942,823.13 | 44,948.76 | 17,987,771.89 |
| 02H Business Enterprises Revolving | 1,031,312.80 | 82,308.73 | 85,000.90 | 1,028,620.63 | 4,683.26 | 1,033,303.89 |
| 02J Certified Public Accountants' | 4,181,034.03 | (1,316,841.62) | 165,709.24 | 2,698,483.17 | 1,600.00 | 2,700,083.17 |
| 02K Death Investigations | 951,807.29 | 436,675.79 | 348,823.22 | 1,039,659.86 | 4,237.70 | 1,043,897.56 |
| 02M Essential Rail Assistance | 673,278.19 | 3,086.14 | 811.32 | 675,553.01 | | 675,553.01 |
| 02N Parkland Acquisition | 13,679.86 | | | 13,679.86 | | 13,679.86 |
| 02R Aquatic Lands Enhancement | 12,446,621.06 | (58,549.70) | (565,351.48) | 12,953,422.84 | 151,001.96 | 13,104,424.80 |
| 02W Timber Tax Distribution | (5,557.78) | 122,055.13 | 208,544.19 | (92,046.84) | 19,606.35 | (72,440.49) |
| 030 Landowner Contingency Forest Fire Suppression | (764,880.76) | 80.14 | 18,288.20 | (783,088.82) | | (783,088.82) |
| 039 Aeronautics | 1,368,316.65 | 323,001.12 | 284,003.03 | 1,407,314.74 | 172.36 | 1,407,487.10 |
| 03B Asbestos | 927,918.82 | 20,945.00 | 18,588.02 | 930,275.80 | | 930,275.80 |
| 03C Emergency Medical Services and Trauma Care System Trust | 10,653,573.49 | 1,039,801.83 | 48,042.03 | 11,645,333.29 | 3,839.60 | 11,649,172.89 |
| 03F Enhanced 911 | 3,312,951.64 | (5,431,894.23) | 4,590,714.36 | (6,709,656.95) | 24,805.45 | (6,684,851.50) |
| 03N Business License | 5,328,978.10 | 2,839,390.39 | 2,596,846.88 | 5,571,521.61 | 67,741.15 | 5,639,262.76 |
| 03P Fire Service Trust | 494,677.62 | | | 494,677.62 | 70.00 | 494,747.62 |
| 03R Safe Drinking Water | 2,765,033.63 | 245,529.46 | 151,351.91 | 2,859,211.18 | 293.05 | 2,859,504.23 |
| 041 Resource Management Cost | 29,164,586.44 | 53,461.23 | (167,943.87) | 29,385,991.54 | 62,972.65 | 29,448,964.19 |
| 042 Charitable, Educational, Penal, and Reformatory Institutions | 6,642,300.54 | 10,303.87 | 1,316,282.01 | 5,336,322.40 | | 5,336,322.40 |
| 044 Waste Reduction, Recycling, and Litter Control | 3,493,154.95 | 1,238,246.51 | 440,364.36 | 4,291,037.10 | 2,500.69 | 4,293,537.79 |
| 045 State Vehicle Parking | 1,155,499.83 | 426,399.00 | 301,673.36 | 1,280,225.47 | 12,874.34 | 1,293,099.81 |
| 048 Marine Fuel Tax Refund | 294,597.58 | | | 294,597.58 | | 294,597.58 |
| 04E Uniform Commercial Code | 2,103,254.69 | 108,388.00 | 31,657.16 | 2,179,985.53 | 8.12 | 2,179,993.65 |
| 04H Surface Mining Reclamation | 1,332,880.98 | 121.81 | (97,073.70) | 1,430,076.49 | | 1,430,076.49 |
| 04M Recreational Fisheries Enhancement | 1,204,833.31 | 97,606.89 | 102,953.57 | 1,199,486.63 | 19.86 | 1,199,506.49 |
| 04R Drinking Water Assistance | 10,677,761.29 | 11,259,023.81 | 2,869,075.88 | 19,067,709.22 | 86,588.78 | 19,154,298.00 |
| 04V Vehicle License Fraud | 170,206.34 | 8,027.44 | | 178,233.78 | | 178,233.78 |
| 04W Waterworks Operator Certification | 868,147.99 | 55,855.97 | 26,755.67 | 897,248.29 | 87.00 | 897,335.29 |
| 058 Public Works Assistance | 37,575,243.11 | 2,186,449.87 | 595,905.15 | 39,165,787.83 | 50.00 | 39,165,837.83 |

RECEIPTS AND DISBURSEMENTS FOR TREASURY FUNDS

| | September 1, 2019 | | September 2019 | | September 30, 2019 | | |
|--|------------------------|-------|----------------|--------------------|---------------------|----------------------|---------------------|
| | Beginning Book Balance | | Plus Receipts | Less Disbursements | Ending Book Balance | Outstanding Warrants | Ending Cash Balance |
| SPECIAL REVENUE FUNDS (Continued) | | | | | | | |
| 05H Disaster Response | \$ 18,787,392.35 | \$ | 490,860.85 | \$ 5,384,132.61 | \$ 13,894,120.59 | \$ 20,403.75 | \$ 13,914,524.34 |
| 05R Drinking Water Assistance Administrative | 4,346,145.07 | | 22,933.45 | 30,579.46 | 4,338,499.06 | | 4,338,499.06 |
| 05W State Drought Preparedness | 2,524,802.26 | | 110.96 | | 2,524,913.22 | | 2,524,913.22 |
| 06A Salmon Recovery | 27,893.34 | | | | 27,893.34 | | 27,893.34 |
| 06G Real Estate Appraiser Commission | 654,281.66 | | 47,127.82 | 88,301.24 | 613,108.24 | 35.53 | 613,143.77 |
| 06K Lead Paint | 146,291.50 | | 4,425.00 | 12,362.52 | 138,353.98 | 400.00 | 138,753.98 |
| 06L Business and Professions | 7,494,463.89 | | 495,724.87 | 614,220.68 | 7,375,968.08 | 12,693.25 | 7,388,661.33 |
| 06R Real Estate Research | 775,998.66 | | 20,940.00 | 30.00 | 796,908.66 | 80.00 | 796,988.66 |
| 06T License Plate Technology | 1,237,091.69 | | 133,825.84 | 390,593.33 | 980,324.20 | 22.54 | 980,346.74 |
| 071 Warm Water Game Fish | 1,046,563.07 | | 72,392.69 | 107,121.43 | 1,011,834.33 | 140.70 | 1,011,975.03 |
| 07C Vessel Response | 36,775.00 | | 340.95 | | 37,115.95 | 25.92 | 37,141.87 |
| 07W Domestic Violence Prevention | 1,716,690.45 | | 102,471.53 | 50,024.18 | 1,769,137.80 | 6,016.25 | 1,775,154.05 |
| 080 Grade Crossing Protective | 196,857.19 | | 298.56 | | 197,155.75 | | 197,155.75 |
| 081 State Patrol Highway | 6,707,845.05 | | 24,545,450.89 | 21,879,617.61 | 9,373,678.33 | 84,180.77 | 9,457,859.10 |
| 082 Motorcycle Safety Education | 2,387,059.55 | | 141,496.28 | 177,040.28 | 2,351,515.55 | 6,126.06 | 2,357,641.61 |
| 084 Building Code Council | 503,459.98 | | 81,820.04 | 67,985.25 | 517,294.77 | 1,553.72 | 518,848.49 |
| 086 Fire Service Training | 4,448,741.35 | | 564.61 | 289,202.35 | 4,160,103.61 | 50,984.11 | 4,211,087.72 |
| 087 Park Land Trust Revolving | 2,830,293.96 | | 247,487.55 | 102,175.80 | 2,975,605.71 | 281.76 | 2,975,887.47 |
| 08A Education Legacy Trust | 1,182,681,427.75 | | 57,418,169.17 | 14,753,103.41 | 1,225,346,493.51 | 516,955.86 | 1,225,863,449.37 |
| 08H Military Department Rental and Lease | 2,456,888.75 | | 39,411.59 | 16,784.52 | 2,479,515.82 | | 2,479,515.82 |
| 08K Problem Gambling | 786,480.28 | | 35,746.29 | 25,583.55 | 796,643.02 | | 796,643.02 |
| 08M Small City Pavement and Sidewalk | 1,890,923.05 | | 89,387.64 | 1,080,184.95 | 900,125.74 | | 900,125.74 |
| 08R Waste Tire Removal | 8,751,543.35 | | (7,393,286.00) | 7,504.96 | 1,350,752.39 | | 1,350,752.39 |
| 094 Transportation Infrastructure | 12,314,258.21 | | (995,576.03) | 875.07 | 11,317,807.11 | | 11,317,807.11 |
| 095 Electrical License | 15,094,361.15 | | 2,338,491.26 | 2,157,043.89 | 15,275,808.52 | 18,038.60 | 15,293,847.12 |
| 096 Highway Infrastructure | 1,697,245.79 | | 2,577.96 | | 1,699,823.75 | | 1,699,823.75 |
| 097 Recreational Vehicle | 2,991,535.66 | | 60,653.11 | 200,814.64 | 2,851,374.13 | 25.75 | 2,851,399.88 |
| 099 Puget Sound Capital Construction | (4,670,832.25) | | 7,178,399.49 | 8,207,600.69 | (5,700,033.45) | 5,457.22 | (5,694,576.23) |
| 09E Freight Mobility Investment | 13,677,738.04 | | 1,084,777.49 | 1,484,254.19 | 13,278,261.34 | | 13,278,261.34 |
| 09F High-Occupancy Toll Lanes Operations | 9,028,686.43 | | 14,019.63 | 44,968.19 | 8,997,737.87 | | 8,997,737.87 |
| 09H Transportation Partnership | 131,782,536.24 | | 6,654,129.82 | 31,341,416.77 | 107,095,249.29 | 4,328,275.43 | 111,423,524.72 |
| 09P City-County Assistance | 4,124,931.91 | | 1,749,159.83 | 5,852,036.00 | 22,055.74 | | 22,055.74 |
| 09T Washington Main Street Trust Fund | 63,358.16 | | | 405.00 | 62,953.16 | | 62,953.16 |
| 102 Rural Arterial Trust | 20,119,000.56 | | 2,337,519.06 | 1,405,870.21 | 21,050,649.41 | | 21,050,649.41 |
| 104 State Wildlife | 11,268,714.00 | | 4,322,708.35 | 4,842,393.52 | 10,749,028.83 | 84,931.53 | 10,833,960.36 |
| 106 Highway Safety | 43,657,097.50 | | 5,240,051.15 | 10,915,986.05 | 37,981,162.60 | 152,336.95 | 38,133,499.55 |
| 107 Liquor Excise Tax | 7,820,836.36 | | 3,628,726.47 | 29,047.25 | 11,420,515.58 | | 11,420,515.58 |
| 108 Motor Vehicle | 329,953,623.43 | | 209,339,366.66 | 181,680,788.86 | 357,612,201.23 | 1,819,690.67 | 359,431,891.90 |
| 109 Puget Sound Ferry Operations | 13,529,299.10 | | 28,324,977.88 | 21,923,756.59 | 19,930,520.39 | 289,106.20 | 20,219,626.59 |

RECEIPTS AND DISBURSEMENTS FOR TREASURY FUNDS

| | September 1, 2019 | | September 2019 | | September 30, 2019 | | |
|---|------------------------|----|----------------|--------------------|---------------------|----------------------|---------------------|
| | Beginning Book Balance | | Plus Receipts | Less Disbursements | Ending Book Balance | Outstanding Warrants | Ending Cash Balance |
| SPECIAL REVENUE FUNDS (Continued) | | | | | | | |
| 10A Aquatic Algae Control | \$ 493,172.72 | \$ | 5,918.01 | \$ 4,410.61 | \$ 494,680.12 | \$ 1.00 | \$ 494,681.12 |
| 10B Home Security Fund | 7,292,238.97 | | 2,341,571.01 | 2,964,280.60 | 6,669,529.38 | 40,549.26 | 6,710,078.64 |
| 10G Water Rights Tracking System | 715,230.32 | | 10,215.51 | | 725,445.83 | | 725,445.83 |
| 110 Special Wildlife | 7,377,048.40 | | 81,202.75 | 278,120.35 | 7,180,130.80 | 9,068.78 | 7,189,199.58 |
| 111 Public Service Revolving | 12,956,695.49 | | 33,074.14 | 1,866,495.78 | 11,123,273.85 | 66,333.98 | 11,189,607.83 |
| 113 Common School Construction | 58,682,925.30 | | 664,708.44 | (4,016,336.46) | 63,363,970.20 | | 63,363,970.20 |
| 116 Basic Data | 60,962.00 | | | | 60,962.00 | | 60,962.00 |
| 119 Unemployment Compensation Administration | (413,158.51) | | 11,945,261.55 | 11,924,984.63 | (392,881.59) | 2,152,738.58 | 1,759,856.99 |
| 11B Regional Mobility Grant Program | 43,789,974.96 | | 9,784,256.34 | 26,850.05 | 53,547,381.25 | 18,716.00 | 53,566,097.25 |
| 11E Freight Mobility Multimodal | 13,433,374.40 | | 1,085,270.11 | 1,456,772.65 | 13,061,871.86 | | 13,061,871.86 |
| 11H Forest and Fish Support | 5,334,726.24 | | 437,437.09 | 119,007.51 | 5,653,155.82 | 75.40 | 5,653,231.22 |
| 11K Washington Auto Theft Prevention Authority | (339,180.88) | | 532,880.44 | 171,134.44 | 22,565.12 | 780.48 | 23,345.60 |
| 120 Administrative Contingency | 17,892,563.38 | | 345,812.39 | 1,630,958.55 | 16,607,417.22 | 8,559.77 | 16,615,976.99 |
| 12C Affordable Housing For All | 3,165,894.10 | | 195,385.79 | 322,514.78 | 3,038,765.11 | 1,575.15 | 3,040,340.26 |
| 12M Charitable Organization Education | 1,482,792.44 | | 21,050.00 | | 1,503,842.44 | | 1,503,842.44 |
| 12T Traumatic Brain Injury | 501,617.54 | | 156,109.95 | 75,829.51 | 581,897.98 | | 581,897.98 |
| 134 Employment Services Administrative | 16,749,241.23 | | 3,903,416.63 | 1,433,084.72 | 19,219,573.14 | 6,005.21 | 19,225,578.35 |
| 138 Insurance Commissioner's Regulatory | 36,102,820.54 | | (335,293.65) | 2,623,172.62 | 33,144,354.27 | 3,764.99 | 33,148,119.26 |
| 144 Transportation Improvement | 15,600,088.29 | | 9,540,751.05 | 12,211,804.80 | 12,929,034.54 | 587,413.06 | 13,516,447.60 |
| 146 Firearms Range | 1,515,301.10 | | 24,593.76 | 13,760.94 | 1,526,133.92 | 8,499.28 | 1,534,633.20 |
| 14A Wildlife Rehabilitation | 656,426.19 | | 12,569.99 | 10,491.17 | 658,505.01 | 911.07 | 659,416.08 |
| 14G Ballast Water and Biofouling Management | 48,756.87 | | | 100.00 | 48,656.87 | | 48,656.87 |
| 14M Financial Fraud & ID Theft | 774,662.95 | | | 2,415.65 | 772,247.30 | | 772,247.30 |
| 14R Military Active State Service | 345,737.02 | | | 381.32 | 345,355.70 | | 345,355.70 |
| 14V Ignition Interlock Device | 5,039,074.83 | | 232,990.75 | 493,639.63 | 4,778,425.95 | 32,388.14 | 4,810,814.09 |
| 150 Low-Income Weatherization/ Structural Rehabilitation Assistance | 1,715,290.67 | | 2,605.35 | 1,344.06 | 1,716,551.96 | | 1,716,551.96 |
| 153 Rural Mobility Grant Program | 1,353,219.00 | | 4,030,680.61 | 107,764.17 | 5,276,135.44 | | 5,276,135.44 |
| 154 New Motor Vehicle Arbitration | 1,259,368.15 | | 66,753.00 | 73,178.31 | 1,252,942.84 | 8,798.50 | 1,261,741.34 |
| 158 Aquatic Land Dredged Material Disposal Site | 516,538.32 | | 44.88 | (600.00) | 517,183.20 | | 517,183.20 |
| 159 Parks Improvement | 1,572,898.54 | | 145,422.65 | 108,673.15 | 1,609,648.04 | 3,836.46 | 1,613,484.50 |
| 15H Cleanup Settlement | 45,549,111.84 | | 20,202.09 | 221,955.11 | 45,347,358.82 | 2,031.22 | 45,349,390.04 |
| 15M Biotoxin | 530,326.65 | | 31,874.95 | 69,645.73 | 492,555.87 | | 492,555.87 |
| 160 Wood Stove Education and Enforcement | 475,496.93 | | 4,378.89 | 2,549.15 | 477,326.67 | | 477,326.67 |
| 162 Farm Labor Contractor | 87,093.23 | | 5,855.00 | | 92,948.23 | | 92,948.23 |
| 167 Natural Resources Conservation Areas Stewardship | 94,122.50 | | 3.21 | (5,706.26) | 99,831.97 | | 99,831.97 |
| 16A Judicial Stabilization Trust | 1,594,735.61 | | 445,826.12 | 48,771.39 | 1,991,790.34 | 5,227.17 | 1,997,017.51 |
| 16J SR 520 Corridor | 94,224,915.54 | | (4,520,933.71) | (6,374,534.59) | 96,078,516.42 | 31,458.12 | 96,109,974.54 |
| 16M Appraisal Management Company | 451,592.86 | | (67,800.00) | 8,523.70 | 375,269.16 | 23.30 | 375,292.46 |
| 16P Marine Resources Stewardship Trust | 181,935.42 | | 276.34 | | 182,211.76 | | 182,211.76 |

RECEIPTS AND DISBURSEMENTS FOR TREASURY FUNDS

| | September 1, 2019 | | September 2019 | | September 30, 2019 | | |
|---|------------------------|----|----------------|--------------------|---------------------|----------------------|---------------------|
| | Beginning Book Balance | | Plus Receipts | Less Disbursements | Ending Book Balance | Outstanding Warrants | Ending Cash Balance |
| SPECIAL REVENUE FUNDS (Continued) | | | | | | | |
| 16W Hospital Safety Net Assessment | \$ 155,993,626.92 | \$ | 63,041,560.76 | \$ | 14,579,363.46 | \$ | 204,455,824.22 |
| 172 Basic Health Plan Trust | 1,546,699.00 | | | | 1,546,699.00 | | 1,546,699.00 |
| 173 State Toxics Control | 745,237.92 | | 703,091.71 | | 42,562.31 | 11,577.79 | 1,417,345.11 |
| 174 Local Toxics Control | 905,478.97 | | (203,808.92) | | | | 701,670.05 |
| 176 Water Quality Permit | 9,684,431.90 | | 3,277,662.02 | | 1,515,539.60 | 9,571.18 | 11,456,125.50 |
| 17B Home Visiting Services | 6,095,003.73 | | 2,821,821.49 | | 895,304.12 | 75,212.90 | 8,096,734.00 |
| 17N Complete Streets Grant Program | 1,222,464.00 | | | | 500,000.00 | | 722,464.00 |
| 17P SR520 Civil Penalties | 10,493,417.74 | | 15,621.99 | | (402,819.90) | | 10,911,859.63 |
| 17T Health Benefit Exchange | 18,930,257.33 | | 7,520,603.99 | | 1,371,075.33 | | 25,079,785.99 |
| 17W Limousine Carriers | 118,125.57 | | 1,173.00 | | | | 119,298.57 |
| 182 Underground Storage Tank | 1,151,464.27 | | 110,171.06 | | 127,685.09 | 625.94 | 1,134,576.18 |
| 186 County Arterial Preservation | 685,597.11 | | 1,918,818.23 | | 1,454,486.56 | | 1,149,928.78 |
| 18J Capital Vessel Replacement | 13,605,794.52 | | 2,326,376.74 | | (9,206.14) | 409.89 | 15,941,787.29 |
| 18L Hydraulic Project Approval | 600.00 | | | | | | 600.00 |
| 199 Biosolids Permit | 1,183,820.32 | | 18,984.09 | | 70,236.16 | 1,361.90 | 1,133,930.15 |
| 19A Medicaid Fraud Penalty | 2,177,191.79 | | 134,930.11 | | 722,635.77 | 3,517.13 | 1,593,003.26 |
| 19C Forest Practice Application | 767,109.49 | | 51.29 | | (2,700.10) | | 769,860.88 |
| 19G Environmental Legacy Stewardship | 2,405,392.72 | | (346,160.84) | | 886,265.57 | 8,037.44 | 1,181,003.75 |
| 19T DOL Technology Improvement and Data Management | 1,717,347.94 | | 15,434.13 | | | | 1,732,782.07 |
| 200 Regional Fisheries Enhancement Salmonid Recovery | 201.25 | | 5,647.52 | | 17,889.55 | | (12,040.78) |
| 201 Department of Licensing Services | 2,284,749.81 | | 271,282.59 | | 18,623.35 | 44.98 | 2,537,454.03 |
| 202 Medical Test Site Licensure | 896,438.40 | | (168.74) | | 56,125.31 | 150.00 | 840,294.35 |
| 204 Volunteer Fire Fighters' and Reserve Officers' Administrative | 1,920,833.79 | | (272,053.22) | | 38,014.59 | 53.80 | 1,610,819.78 |
| 207 Hazardous Waste Assistance | 3,339,802.32 | | 121,860.68 | | 145,263.40 | 2,135.29 | 3,318,534.89 |
| 20B Brownfield Redevelopment Trust Fund | | | | | | | |
| 20H Connecting Washington | 300,602,569.07 | | 331,195,104.44 | | 70,079,602.86 | 9,506,506.02 | 571,224,576.67 |
| 20J Electric Vehicle | 272,681.70 | | 2,882,693.47 | | 75.00 | | 3,155,300.17 |
| 20M Puget Sound Taxpayer Accountability | 4,456.22 | | 39.26 | | | | 4,495.48 |
| 20N Transportation Future Funding Program | 2,360,075.11 | | 3,584.81 | | | | 2,363,659.92 |
| 20R Radioactive Mixed Waste | 2,211,890.43 | | (77,017.47) | | 736,751.33 | 1,755.51 | 1,399,877.14 |
| 20T PLIA Underground Storage Tank Revolving | 23,610,208.59 | | 35,904.55 | | 222,469.71 | 32.92 | 23,423,676.35 |
| 20V Economic Gardening Pilot Project | | | | | | | |
| 215 Special Category C | 1,467,403.61 | | 206,463.06 | | 150,097.84 | | 1,523,768.83 |
| 216 Air Pollution Control | 28,506,830.84 | | 37,366.78 | | 368,041.45 | 357.20 | 28,176,513.37 |
| 217 Oil Spill Prevention | 5,989,384.84 | | 596,403.27 | | 361,557.01 | 2,838.31 | 6,227,069.41 |
| 218 Multimodal Transportation | 187,049,679.47 | | 1,981,793.03 | | 9,782,245.49 | 1,021,478.91 | 180,270,705.92 |
| 21E Concealed Pistol License Renewal | 152,092.07 | | 9,564.24 | | | | 161,656.31 |
| 21H Wastewater Treatment Plant Operator Certification | 155,280.00 | | 2,410.00 | | | | 157,690.00 |
| 21M Distracted Driving Prevention | 14,450.52 | | 103.20 | | | | 14,553.72 |

RECEIPTS AND DISBURSEMENTS FOR TREASURY FUNDS

| | September 1, 2019 | | September 2019 | | September 30, 2019 | | |
|---|------------------------|----|----------------|--------------------|---------------------|----------------------|---------------------|
| | Beginning Book Balance | | Plus Receipts | Less Disbursements | Ending Book Balance | Outstanding Warrants | Ending Cash Balance |
| SPECIAL REVENUE FUNDS (Continued) | | | | | | | |
| 21S Aquatic Invasive Species Management | \$ 267,448.92 | \$ | 13,783.42 | \$ 60,009.00 | \$ 221,223.34 | \$ 2,822.68 | \$ 224,046.02 |
| 21V Construction Registration Inspection | 4,381,319.86 | | (228,846.16) | 928,168.51 | 3,224,305.19 | 5,445.54 | 3,229,750.73 |
| 222 Freshwater Aquatic Weeds | 1,120,574.00 | | 34,494.30 | 16,242.73 | 1,138,825.57 | 47.25 | 1,138,872.82 |
| 223 State Oil Spill Response | 2,422,104.60 | | 2,340,388.55 | 1,296,796.97 | 3,465,696.18 | 114.17 | 3,465,810.35 |
| 22J Abandoned Recreational Vehicle Disposal | 569,782.75 | | 109,898.06 | 86,954.90 | 592,725.91 | 7,676.00 | 600,401.91 |
| 22M Energy Efficiency | 9,656,740.54 | | 133,120.21 | 14,938.26 | 9,774,922.49 | | 9,774,922.49 |
| 22R Internet Consumer Access | | | | | | | |
| 22U Secure Drug Take-Back Program | | | | | | | |
| 22W Public Disclosure Transparency | 851,990.07 | | 17,034.63 | 8,914.94 | 860,109.76 | 114.94 | 860,224.70 |
| 234 Public Works Administration | 12,581,263.55 | | 311,091.82 | 429,484.72 | 12,462,870.65 | 5,821.41 | 12,468,692.06 |
| 235 Youth Tobacco & Vapor Product Prevention | 1,775,611.01 | | 163,941.50 | 194,023.58 | 1,745,528.93 | 1,821.09 | 1,747,350.02 |
| 237 Recreation Access Pass | 2,829,298.93 | | (1,099,133.68) | 1,640.00 | 1,728,525.25 | 1,500.00 | 1,730,025.25 |
| 23G Vulnerable Roadway User Education | | | | | | | |
| 23N Model Toxics Control Capital | 44,581,266.11 | | 768,449.45 | 1,032,146.93 | 44,317,568.63 | 565.18 | 44,318,133.81 |
| 23P Model Toxics Control Operating | 42,418,797.29 | | (437,066.50) | 10,971,728.09 | 31,010,002.70 | 104,047.19 | 31,114,049.89 |
| 23R Model Toxics Control Stormwater | 17,948,824.75 | | 65,624.60 | 561,428.48 | 17,453,020.87 | 550.53 | 17,453,571.40 |
| 23S Puget Sound Gateway Facility | | | | | | | |
| 23T Congestion Relief Traffic Safety | | | 187.50 | | 187.50 | | 187.50 |
| 23V Voluntary Cleanup | | | | | | | |
| 23W Paint Product Stewardship | | | | 37.77 | (37.77) | 37.77 | |
| 24B Foundational Public Health Services | 5,000,000.00 | | | | 5,000,000.00 | | 5,000,000.00 |
| 24J Workforce Education Investment | (1,396,786.73) | | | 3,724,465.32 | (5,121,252.05) | | (5,121,252.05) |
| 24K Agency Financial Transaction | | | | | | | |
| 260 University of Washington Operating Fees | 123.54 | | | | 123.54 | | 123.54 |
| 262 Manufactured Home Installation Training | 593,021.18 | | 18,546.20 | 20,884.55 | 590,682.83 | 363.24 | 591,046.07 |
| 263 Community and Economic Development Fee | 4,807,856.60 | | 231,765.62 | 181,852.17 | 4,857,770.05 | 1,837.88 | 4,859,607.93 |
| 267 Recreation Resources | 22,081,489.52 | | 1,460,658.33 | 665,278.29 | 22,876,869.56 | 30,329.56 | 22,907,199.12 |
| 268 Nonhighway and Off-Road Vehicle Activities (NOVA) Program | 11,059,952.88 | | 616,627.65 | 274,912.59 | 11,401,667.94 | 153,347.71 | 11,555,015.65 |
| 269 Parks Renewal and Stewardship | 21,765,173.99 | | 6,590,003.83 | 6,715,724.70 | 21,639,453.12 | 67,387.66 | 21,706,840.78 |
| 271 Washington State University Operating Fees | | | | | | | |
| 275 Central Washington University Operating Fees | | | | | | | |
| 277 State Agency Parking | 288,830.43 | | 10,755.00 | 6,622.66 | 292,962.77 | 105.00 | 293,067.77 |
| 296 Columbia River Basin Water Supply Rev Recovery | 5,574,245.27 | | 12,066.75 | | 5,586,312.02 | | 5,586,312.02 |
| 315 Dedicated Marijuana Fund | 54,501,092.96 | | 38,813,235.36 | 6,726,587.71 | 86,587,740.61 | 47,944.22 | 86,635,684.83 |
| 319 Public Health Supplemental | 3,126,397.41 | | 146,572.31 | 306,459.45 | 2,966,510.27 | 454,031.47 | 3,420,541.74 |
| 404 State Treasurer's Service | 27,827,765.42 | | 1,928,894.64 | 764,561.96 | 28,992,098.10 | 6,284.65 | 28,998,382.75 |
| 408 Coastal Protection | 1,262,982.49 | | 3,033.24 | 31,409.90 | 1,234,605.83 | | 1,234,605.83 |
| 441 Local Government Archives | 1,412,653.03 | | 435,199.85 | 271,541.26 | 1,576,311.62 | 7,022.76 | 1,583,334.38 |
| 500 Perpetual Surveillance and Maintenance | 47,417,725.29 | | 72,020.07 | | 47,489,745.36 | | 47,489,745.36 |

RECEIPTS AND DISBURSEMENTS FOR TREASURY FUNDS

| | September 1, 2019 | September 2019 | | September 30, 2019 | | |
|---|----------------------------|--------------------------|--------------------------|----------------------------|-------------------------|----------------------------|
| | Beginning Book Balance | Plus Receipts | Less Disbursements | Ending Book Balance | Outstanding Warrants | Ending Cash Balance |
| SPECIAL REVENUE FUNDS (Continued) | | | | | | |
| 507 Oyster Reserve Land | \$ 570,920.82 | \$ 73,801.83 | \$ 14,351.95 | \$ 630,370.70 | \$ 43.23 | \$ 630,413.93 |
| 511 Tacoma Narrows Toll Bridge | 23,027,681.26 | (2,507,327.45) | (4,448,731.63) | 24,969,085.44 | | 24,969,085.44 |
| 513 Derelict Vessel Removal | 1,311,041.31 | 18,337.00 | 152,862.58 | 1,176,515.73 | 93.72 | 1,176,609.45 |
| 532 Washington Housing Trust | 10,088,209.07 | 628,775.14 | 317,717.76 | 10,399,266.45 | 239,906.60 | 10,639,173.05 |
| 535 Alaskan Way Viaduct Replacement Project | (122,524.53) | 173.78 | (3,607,701.18) | 3,485,350.43 | | 3,485,350.43 |
| 549 Election | 6,798,696.90 | 10,799.13 | 240,306.04 | 6,569,189.99 | | 6,569,189.99 |
| 550 Transportation 2003 | (16,067,390.99) | (1,652,479.41) | 1,092,262.01 | (18,812,132.41) | 441.28 | (18,811,691.13) |
| 562 Skilled Nursing Facility Safety Net Trust | 9,804,323.63 | 10,343.49 | 5,689,747.14 | 4,124,919.98 | 157,195.55 | 4,282,115.53 |
| 564 Water Pollution Control Revolving Administration | 3,792,101.50 | 137,437.77 | 105,556.00 | 3,823,983.27 | 579.68 | 3,824,562.95 |
| 565 Yakima Integrated Plan Implementation Revenue Recovery | | | | | | |
| 566 Community Forest Trust | 139,152.10 | 211.37 | 302.43 | 139,061.04 | | 139,061.04 |
| 571 Multiuse Roadway Safety | 424,024.38 | 12,833.72 | | 436,858.10 | | 436,858.10 |
| 595 I-405 and SR-167 Express Toll Lanes | 58,208,798.20 | 64,664.53 | (1,561,102.82) | 59,834,565.55 | 103.18 | 59,834,668.73 |
| 600 Department of Retirement Systems Expense | 16,390,675.62 | (1,403,827.99) | 3,224,162.53 | 11,762,685.10 | 13,725.49 | 11,776,410.59 |
| 689 Rural Washington Loan | 4,182,895.24 | 6,505.52 | 351,565.74 | 3,837,835.02 | | 3,837,835.02 |
| 727 Water Pollution Control Revolving | 178,174,680.54 | 5,231,214.44 | 687,344.28 | 182,718,550.70 | | 182,718,550.70 |
| 733 Capitol Campus Reserve | | | | | | |
| 777 Prostitution Prevention and Intervention | 138,520.79 | 961.29 | 3,849.25 | 135,632.83 | | 135,632.83 |
| 785 State Educational Trust Fund | 7,295,253.43 | 53,104.28 | 15,597.86 | 7,332,759.85 | 1,256.27 | 7,334,016.12 |
| 818 Youth Athletic Facility | 187,650.87 | 285.03 | | 187,935.90 | | 187,935.90 |
| 825 Tobacco Settlement | | | | | | |
| 844 Money-Purchase Retirement Savings Administrative | | | | | | |
| 874 OASI Revolving | 195,764.16 | (1,975.00) | 15,826.74 | 177,962.42 | 25.00 | 177,987.42 |
| 887 Public Facilities Construction Loan Revolving | 23,808,617.63 | 93,839.08 | 35,217.89 | 23,867,238.82 | 1,577.24 | 23,868,816.06 |
| 888 Deferred Compensation Administrative | 806,002.17 | 1,507,803.06 | 187,241.56 | 2,126,563.67 | 42.50 | 2,126,606.17 |
| 893 Radiation Perpetual Maintenance | \$350,969.54 | 533.09 | | 351,502.63 | | 351,502.63 |
| TOTAL SPECIAL REVENUE FUNDS | \$ 3,919,145,438.58 | \$ 881,954,807.88 | \$ 505,457,143.97 | \$ 4,295,643,102.49 | \$ 22,858,899.53 | \$ 4,318,502,002.02 |
| DEBT SERVICE FUNDS | | | | | | |
| 303 Highway Bond Retirement | \$ (8,534,997.29) | \$ 42,026,330.09 | \$ | \$ 33,491,332.80 | \$ | \$ 33,491,332.80 |
| 304 Ferry Bond Retirement | 3,980,060.41 | 1,175,305.33 | | 5,155,365.74 | | 5,155,365.74 |
| 305 Transportation Improvement Board Bond Retirement | 2,408,883.71 | 566,123.64 | | 2,975,007.35 | | 2,975,007.35 |
| 347 Washington State University Bond Retirement | 13,687,604.27 | 2,751,120.70 | (25,060.56) | 16,463,785.53 | | 16,463,785.53 |
| 348 University of Washington Bond Retirement | 16,453,590.85 | 127,767.65 | 238,498.35 | 16,342,860.15 | | 16,342,860.15 |
| 380 Debt-Limit General Fund Bond Retirement | | | | | | |
| 381 Debt-Limit Reimbursable Bond Retirement | | | | | | |
| 382 Nondebt-Limit General Fund Bond Retirement | | | | | | |
| 383 Nondebt-Limit Reimbursable Bond Retirement | | | | | | |
| 384 Nondebt-Limit Proprietary Appropriated Bond Retirement | | | | | | |
| 385 Nondebt-Limit Proprietary Nonappropriated Bond Retirement | | | | | | |

RECEIPTS AND DISBURSEMENTS FOR TREASURY FUNDS

| | September 1, 2019 | September 2019 | | September 30, 2019 | | |
|--|---------------------------|--------------------------|--------------------------|--------------------------|-------------------------|--------------------------|
| | Beginning Book Balance | Plus Receipts | Less Disbursements | Ending Book Balance | Outstanding Warrants | Ending Cash Balance |
| DEBT SERVICE FUNDS (Continued) | | | | | | |
| 386 Nondebt-Limit Revenue Bond Retirement | \$ | \$ | \$ | \$ | \$ | \$ |
| 389 Toll Facility Bond Retirement | \$107,241,921.39 | 4,724,285.78 | 88,842,812.50 | 23,123,394.67 | | 23,123,394.67 |
| TOTAL DEBT SERVICE FUNDS | \$ 135,237,063.34 | \$ 51,370,933.19 | \$ 89,056,250.29 | \$ 97,551,746.24 | \$ | \$ 97,551,746.24 |
| CAPITAL PROJECTS FUNDS | | | | | | |
| 01L Higher Education Construction | \$ | \$ | \$ | \$ | \$ | \$ |
| 036 Capitol Building Construction | 5,162,477.01 | 8,786.86 | (185,133.46) | 5,356,397.33 | | 5,356,397.33 |
| 056 State Higher Education Construction | 2,417.21 | 3.67 | | 2,420.88 | | 2,420.88 |
| 057 State Building Construction | (135,467,092.25) | 604,116,338.60 | 145,047,008.10 | 323,602,238.25 | 5,789,053.03 | 329,391,291.28 |
| 060 Community and Technical College Capital Projects | (3,156,872.25) | 1,884,866.07 | 408,285.98 | (1,680,292.16) | | (1,680,292.16) |
| 061 Eastern Washington University Capital Projects | 3,695,737.20 | 190,998.04 | 294,479.72 | 3,592,255.52 | | 3,592,255.52 |
| 062 Washington State University Building | 1,662,861.91 | 1,379,229.70 | 833,949.83 | 2,208,141.78 | | 2,208,141.78 |
| 063 Central Washington University Capital Projects | 4,401,752.71 | 192,121.29 | 127,124.90 | 4,466,749.10 | | 4,466,749.10 |
| 064 University of Washington Building | 4,408,420.46 | 13,026.97 | 2,868,684.57 | 1,552,762.86 | | 1,552,762.86 |
| 065 Western Washington University Capital Projects | 6,004,230.93 | 194,425.14 | 232,094.18 | 5,966,561.89 | | 5,966,561.89 |
| 066 The Evergreen State College Capital Projects | 2,395,982.76 | 188,775.04 | 7,577.18 | 2,577,180.62 | | 2,577,180.62 |
| 075 State Social and Health Services Construction | 5,371.39 | | | 5,371.39 | | 5,371.39 |
| 18B Columbia River Basin Tax Bond Water Supply Development | 1,224,552.05 | 1,859.98 | | 1,226,412.03 | | 1,226,412.03 |
| 245 Public Safety Reimbursable Bond | 4.12 | | | 4.12 | | 4.12 |
| 246 Community and Technical College Forest Reserve | 4,948,168.54 | 227.58 | | 4,948,396.12 | | 4,948,396.12 |
| 289 Thurston County Capital Facilities | 3,231,047.71 | 402,690.33 | 6,270.72 | 3,627,467.32 | | 3,627,467.32 |
| 357 Gardner-Evans Higher Education Construction | 45,698.05 | | | 45,698.05 | | 45,698.05 |
| 364 Military Department Capital | \$1,824,599.55 | | | 1,824,599.55 | | 1,824,599.55 |
| TOTAL CAPITAL PROJECTS FUNDS | \$ -99,610,642.90 | \$ 608,573,349.27 | \$ 149,640,341.72 | \$ 359,322,364.65 | \$ 5,789,053.03 | \$ 365,111,417.68 |
| PERMANENT FUNDS | | | | | | |
| 04B Natural Resources Real Property Replacement | \$ 9,492,209.07 | \$ 13,991.57 | \$ (161,000.00) | \$ 9,667,200.64 | \$ | \$ 9,667,200.64 |
| 601 Agricultural Permanent | 145,785.17 | | (561,840.06) | 707,625.23 | | 707,625.23 |
| 603 Millersylvania Park Trust | 5,630.42 | 8.56 | | 5,638.98 | | 5,638.98 |
| 604 Normal School Permanent | 169,296.65 | | 30,366.33 | 138,930.32 | | 138,930.32 |
| 605 Permanent Common School | 55,684.09 | 45,459.68 | (4,140.21) | 105,283.98 | | 105,283.98 |
| 606 Scientific Permanent | 106,336.96 | | 45,755.76 | 60,581.20 | | 60,581.20 |
| 607 State University Permanent | 150,916.82 | | 17.26 | 150,899.56 | | 150,899.56 |
| 851 Developmental Disabilities Community Trust | \$3,611,300.44 | 5,485.37 | | 3,616,785.81 | | 3,616,785.81 |
| TOTAL PERMANENT FUNDS | \$ 13,737,159.62 | \$ 64,945.18 | \$ (650,840.92) | \$ 14,452,945.72 | \$ | \$ 14,452,945.72 |
| ENTERPRISE FUNDS | | | | | | |
| 401 Correctional Industries | \$ 7,727,778.59 | \$ 8,810,718.86 | \$ 8,499,453.47 | \$ 8,039,043.98 | \$ 155,185.18 | \$ 8,194,229.16 |
| 407 Secretary of State's Revolving | 8,077,737.92 | 718,058.18 | 796,939.49 | 7,998,856.61 | 451.93 | 7,999,308.54 |
| 578 Lottery Administrative | 136,611.26 | 1,200,000.00 | 1,144,553.53 | 192,057.73 | 17,841.22 | 209,898.95 |

RECEIPTS AND DISBURSEMENTS FOR TREASURY FUNDS

| | September 1, 2019 | | September 2019 | | September 30, 2019 | | |
|---|---------------------------|--|----------------------------|----------------------------|--------------------------|-------------------------|--------------------------|
| | Beginning Book Balance | | Plus Receipts | Less Disbursements | Ending Book Balance | Outstanding Warrants | Ending Cash Balance |
| ENTERPRISE FUNDS (Continued) | | | | | | | |
| 608 Accident | \$ (326,555.94) | | \$ 61,073,699.03 | \$ 62,956,305.14 | \$ (2,209,162.05) | \$ 10,514,154.46 | \$ 8,304,992.41 |
| 609 Medical Aid | 1,283,491.67 | | 75,377,724.09 | 71,215,116.60 | 5,446,099.16 | 4,972,619.35 | 10,418,718.51 |
| 610 Accident Reserve | 888,714.43 | | 81,596,174.59 | 81,928,237.08 | 556,651.94 | 885,127.06 | 1,441,779.00 |
| 881 Supplemental Pension | 568,069.41 | | 63,996,568.89 | 64,011,813.25 | 552,825.05 | 1,482,299.30 | 2,035,124.35 |
| 883 Second Injury | \$54,092,247.52 | | 5,244,892.52 | 335,808.69 | 59,001,331.35 | 44,907.78 | 59,046,239.13 |
| TOTAL ENTERPRISE FUNDS | \$ 72,448,094.86 | | \$ 298,017,836.16 | \$ 290,888,227.25 | \$ 79,577,703.77 | \$ 18,072,586.28 | \$ 97,650,290.05 |
| INTERNAL SERVICE FUNDS | | | | | | | |
| 006 Public Records Efficiency, Preservation & Access | \$ 1,260,339.75 | | \$ 867,236.84 | \$ 374,312.93 | \$ 1,753,263.66 | \$ 326.28 | \$ 1,753,589.94 |
| 405 Legal Services Revolving | (1,046,544.90) | | 20,516,500.10 | 12,511,515.31 | 6,958,439.89 | 96,239.78 | 7,054,679.67 |
| 410 Transportation Equipment | 7,107,270.99 | | 948,552.68 | (6,085,694.56) | 14,141,518.23 | 10,046.24 | 14,151,564.47 |
| 415 Personnel Service | 1,320,280.85 | | 2,650,974.73 | 508,186.08 | 3,463,069.50 | 61.50 | 3,463,131.00 |
| 418 State Health Care Authority Administrative | 1,684,270.68 | | 1,209,423.60 | 1,166,088.10 | 1,727,606.18 | 101.04 | 1,727,707.22 |
| 455 Higher Education Personnel Service | 349,624.61 | | 257,789.99 | 181,475.62 | 425,938.98 | 20.25 | 425,959.23 |
| 468 OFM Central Service | 825,591.92 | | 109,669.68 | 172,529.07 | 762,732.53 | 57.00 | 762,789.53 |
| 483 Auditing Services Revolving | (753,079.53) | | 128,579.60 | 535,690.70 | (1,160,190.63) | 2,180.16 | (1,158,010.47) |
| 484 Administrative Hearings Revolving | (1,452,097.19) | | 2,161,596.82 | 1,845,875.42 | (1,136,375.79) | 664.40 | (1,135,711.39) |
| 492 School Employees' Insurance Administrative | \$18,967,027.32 | | 118.42 | 1,460,828.83 | 17,506,316.91 | 31.84 | 17,506,348.75 |
| TOTAL INTERNAL SERVICE FUNDS | \$ 28,262,684.50 | | \$ 28,850,442.46 | \$ 12,670,807.50 | \$ 44,442,319.46 | \$ 109,728.49 | \$ 44,552,047.95 |
| PENSION TRUST FUNDS | | | | | | | |
| 614 Volunteer Firefighters' Relief and Pension Principal | \$ 19,923,369.72 | | \$ 48,429.22 | \$ 1,135,316.32 | \$ 18,836,482.62 | \$ 109,308.14 | \$ 18,945,790.76 |
| 615 State Patrol - Plan 1 | 1,043,600.64 | | 6,764,317.81 | 6,803,045.24 | 1,004,873.21 | 59,284.40 | 1,064,157.61 |
| 616 Judges' Retirement | 1,029,058.02 | | 1,599.68 | 24,496.65 | 1,006,161.05 | 2,839.56 | 1,009,000.61 |
| 630 State Patrol - Plan 2 | 350,498.86 | | 1,577,771.56 | 1,510,017.53 | 418,252.89 | | 418,252.89 |
| 631 Public Employees' Retirement System Plan 1 | 10,547,446.85 | | 159,707,750.55 | 161,359,235.64 | 8,895,961.76 | 1,466,598.72 | 10,362,560.48 |
| 632 Teachers' Retirement System Plan 1 | 7,433,207.46 | | 121,223,053.51 | 121,898,039.34 | 6,758,221.63 | 1,017,341.85 | 7,775,563.48 |
| 633 School Employees' Retirement System Combined Plan 2 & 3 | 5,942,344.33 | | 61,195,299.60 | 60,333,816.19 | 6,803,827.74 | 408,779.24 | 7,212,606.98 |
| 635 Public Safety Employees Retirement System Plan 2 | 468,854.38 | | 8,916,424.49 | 9,090,564.63 | 294,714.24 | 17,634.42 | 312,348.66 |
| 641 Public Employees' Retirement System Combined Plan 2 & 3 | 16,624,277.75 | | 301,503,898.45 | 305,394,053.29 | 12,734,122.91 | 1,053,273.07 | 13,787,395.98 |
| 642 Teachers' Retirement System Combined Plan 2 and 3 | 18,846,915.95 | | 234,876,532.62 | 229,182,118.91 | 24,541,329.66 | 266,530.96 | 24,807,860.62 |
| 722 Deferred Compensation Principal | 3,847,256.78 | | 56,901,265.20 | 56,682,618.21 | 4,065,903.77 | 10,863.00 | 4,076,766.77 |
| 729 Judicial Retirement Principal | 9,734.85 | | 45,721.30 | 45,705.50 | 9,750.65 | | 9,750.65 |
| 819 LEOFF Plan 1 Retirement | 3,120,796.51 | | 31,312,525.65 | 31,630,043.24 | 2,803,278.92 | 449,250.65 | 3,252,529.57 |
| 829 LEOFF Plan 2 Retirement | 4,546,063.64 | | 57,922,660.56 | 57,465,993.45 | 5,002,730.75 | 136,932.51 | 5,139,663.26 |
| 882 Washington Judicial Retirement System | \$9,201,497.04 | | 13,385.37 | 670,842.76 | 8,544,039.65 | | 8,544,039.65 |
| TOTAL PENSION TRUST FUNDS | \$ 102,934,922.78 | | \$ 1,042,010,635.57 | \$ 1,043,225,906.90 | \$ 101,719,651.45 | \$ 4,998,636.52 | \$ 106,718,287.97 |
| AGENCY FUNDS | | | | | | | |
| 01P Suspense | \$ 51,060,723.55 | | \$ 2,138,713,275.30 | \$ 2,109,885,855.71 | \$ 79,888,143.14 | \$ 365,403.34 | \$ 80,253,546.48 |

RECEIPTS AND DISBURSEMENTS FOR TREASURY FUNDS

| | September 1, 2019 | September 2019 | | September 30, 2019 | | |
|--|------------------------------|----------------------------|----------------------------|----------------------------|-------------------------|----------------------------|
| | Beginning Book Balance | Plus Receipts | Less Disbursements | Ending Book Balance | Outstanding Warrants | Ending Cash Balance |
| AGENCY FUNDS (Continued) | | | | | | |
| 01R Undistributed Receipts | \$ 1,919,220.10 | \$ (1,918,154.58) | \$ | \$ 1,065.52 | \$ | \$ 1,065.52 |
| 01T Local Leasehold Excise Tax | 183,474.98 | | (40,527.36) | 224,002.34 | | 224,002.34 |
| 034 Local Sales and Use Tax | | | | | | |
| 035 State Payroll Revolving | 18,379,077.60 | 540,291,095.69 | 529,036,559.52 | 29,633,613.77 | 2,190,171.26 | 31,823,785.03 |
| 768 Local Real Estate Excise Tax | | | | | | |
| 795 State Investment Board Commingled Monthly Bond | | | | | | |
| 847 Separately Managed State Agency Investment | | | | | | |
| 865 State Investment Board Commingled Trust | | 33,445.89 | 33,445.89 | | | |
| 877 OASI Contribution | | | | | | |
| TOTAL AGENCY FUNDS | \$ 71,542,496.23 | \$ 2,677,119,662.30 | \$ 2,638,915,333.76 | \$ 109,746,824.77 | \$ 2,555,574.60 | \$ 112,302,399.37 |
| TOTAL TREASURY FUNDS | \$ \$5,052,814,700.38 | \$ 8,522,199,548.42 | \$ 7,913,909,569.55 | \$ 5,661,104,679.25 | \$ 89,041,889.29 | \$ 5,750,146,568.54 |

RECEIPTS AND DISBURSEMENTS FOR TREASURER'S TRUST FUNDS

| | September 1, 2019 | September 2019 | | September 30, 2019 | | |
|--|---------------------------|------------------|-----------------------|------------------------|-------------------------|------------------------|
| | Beginning Book Balance | Plus Receipts | Less Disbursements | Ending Book Balance | Outstanding Warrants | Ending Cash Balance |
| GENERAL FUND | | | | | | |
| 06N Local Tax Administration | \$ | \$ | \$ | \$ | \$ | \$ |
| 07F Commercial Fisheries Buyback | | | | | | |
| 08B Foster Care Endowed Scholarship Trust | 16,036.35 | 24.36 | | 16,060.71 | | 16,060.71 |
| 08E Individual Development Account Program | 2,006.50 | 3.04 | | 2,009.54 | | 2,009.54 |
| 08N State Financial Aid | 40,591,905.18 | 39,696,443.25 | 33,547,555.94 | 46,740,792.49 | 22,131.11 | 46,762,923.60 |
| 08T Transportation Innovative Partnership | | | | | | |
| 10V Invasive Species Council | | | | | | |
| 11M Poet Laureate | 115.55 | | | 115.55 | | 115.55 |
| 11R Hospital Infection Control Grant | | | | | | |
| 12L Outdoor Education and Recreation Prog | 1,373,228.74 | | 551,400.56 | 821,828.18 | | 821,828.18 |
| 12P Geoduck Aquaculture Research | 411,060.86 | | 11,939.11 | 399,121.75 | | 399,121.75 |
| 131 Fair | 2,207,280.60 | 3,357.85 | 12,643.50 | 2,197,994.95 | 2,079.00 | 2,200,073.95 |
| 14N Legislative Oral History | 60,650.20 | | | 60,650.20 | | 60,650.20 |
| 14P Skeletal Human Remains Assistance | 290,642.30 | | | 290,642.30 | | 290,642.30 |
| 15B Food Animal Vet Scholarship | | | | | | |
| 15N Business Assistance | | | | | | |
| 16F Washington State Flag | | | | | | |
| 16K Mortgage Recovery | | | | | | |
| 16R Multiagency Permitting Team | 95,741.16 | 145.43 | | 95,886.59 | | 95,886.59 |
| 17R Aerospace Training Student Loan | 215,162.71 | 15,535.31 | 11,781.83 | 218,916.19 | 61.66 | 218,977.85 |
| 18C Native Education Public-Private Partnership | | | | | | |
| 18F High School Completion | | | | | | |
| 18G Opportunity Scholarship Match Transfer | 7,567,933.99 | | 1,413,792.75 | 6,154,141.24 | | 6,154,141.24 |
| 18K 24/7 Sobriety | 9,372.46 | 1,086.32 | | 10,458.78 | | 10,458.78 |
| 18V Science, Technology, Engineering and Math Education Lighthouse | | | | | | |
| 19J Universal Communications Services | 8,577,708.65 | | 2,056.80 | 8,575,651.85 | | 8,575,651.85 |
| 19V Andy Hill Cancer Research Endowment Fund Match Transfer | 45,360.49 | | 2,655.85 | 42,704.64 | | 42,704.64 |
| 20L Early Start | | | | | | |
| 21J Gina Grant Bull Memorial Legislative Page Scholarship | 51,726.78 | 78.57 | | 51,805.35 | | 51,805.35 |
| 21K Skilled Worker Awareness Grant Program | 149,153.69 | | | 149,153.69 | | 149,153.69 |
| 21L Low-Income Home Rehab Revolving Loan Program | | | | | | |
| 21T Suicide-Safer Homes Project | 0.01 | 25,000.00 | | 25,000.01 | | 25,000.01 |
| 22A State Agency Office Relocation Pool | 6,383,785.59 | 0.05 | 696,805.28 | 5,686,980.36 | | 5,686,980.36 |
| 22B Highway Worker Memorial Scholarship | | | | | | |
| 22S Landlord Mitigation Program | 365,546.33 | 367,683.51 | 112,287.22 | 620,942.62 | 33,215.78 | 654,158.40 |
| 22V Medical Student Loan | 491,479.24 | | | 491,479.24 | | 491,479.24 |
| 23B Rural Jobs Program Match Transfer | | | | | | |
| 23E Washington History Day | 50,781.10 | 77.16 | 106.53 | 50,751.73 | 106.53 | 50,858.26 |
| 23F Open Educational Resources | | | | | | |

RECEIPTS AND DISBURSEMENTS FOR TREASURER'S TRUST FUNDS

| | September 1, 2019 | | | September 2019 | | September 30, 2019 | | |
|---|-------------------------|-------------------------|-------------------------|--------------------------|----------------------|--------------------------|----------|---------------|
| | Beginning Book Balance | Plus Receipts | Less Disbursements | Ending Book Balance | Outstanding Warrants | Ending Cash Balance | | |
| GENERAL FUND (Continued) | | | | | | | | |
| 23L Indian Health Improvement Reinvestment | \$ | \$ | \$ | \$ | \$ | \$ | \$ | \$ |
| 24A Behavioral Health Loan Repayment Program | 1,000,000.00 | | | 1,000,000.00 | | | | 1,000,000.00 |
| 24F Veterans Service Officer | | | | | | | | |
| 290 Savings Incentive | 2,158,302.58 | | 1,275.00 | 2,157,027.58 | | | | 2,157,027.58 |
| 447 Information Technology Investment Revolving | 9,518,453.84 | 36,627,000.00 | 844,957.32 | 45,300,496.52 | | | | 45,300,496.52 |
| 473 School Employees Insurance Reserve | | | | | | | | |
| 474 School Employees Flexible & Dependent Care Administration | | | | | | | | |
| 475 School Employees Dental Benefits Administration | | | | | | | | |
| 490 Regional Transportation Investment District | | | | | | | | |
| 493 School Employees' Insurance | | | | | | | | |
| 494 School Employees' Benefits Board Administration | | | | | | | | |
| 514 Agricultural Conservation Easements | | | | | | | | |
| 534 Washington Graduate Fellowship Trust | 489.80 | | | 489.80 | | | | 489.80 |
| 551 Washington Youth and Families | 124,634.31 | | | 124,634.31 | | | | 124,634.31 |
| 552 Conservation Assistance Revolving | 403,772.05 | 41,176.00 | | 444,948.05 | | | | 444,948.05 |
| 567 Long-Term Services and Supports Trust | 1,231,000.00 | 120.72 | 45,079.58 | 1,186,041.14 | | | | 1,186,041.14 |
| 646 Higher Ed Retirement Plan Supplemental Benefit | 14,285.60 | 1,012,910.99 | 1,015,112.00 | 12,084.59 | | | | 12,084.59 |
| 653 Washington Distinguished Professorship Trust | | | | | | | | |
| 743 College Faculty Awards Trust | 186.14 | | | 186.14 | | | | 186.14 |
| 747 Health Professional Loan Repayment & Scholarship Program | 8,068,882.03 | 243,593.00 | 18,250.94 | 8,294,224.09 | 4,700.52 | | | 8,298,924.61 |
| 748 Higher Education Coord. Board for Innovation and Quality | | | | | | | | |
| 781 Cross-State Trail | 473.10 | | | 473.10 | | | | 473.10 |
| 793 Health Insurance Pool | | | | | | | | |
| 817 Stadium and Exhibition Center Construction | | | | | | | | |
| 835 Four Year Student Child Care in Higher Education | \$80,326.57 | | | 80,326.57 | | | | 80,326.57 |
| TOTAL GENERAL FUND | \$ 91,557,484.50 | \$ 78,034,235.56 | \$ 38,287,700.21 | \$ 131,304,019.85 | \$ 62,294.60 | \$ 131,366,314.45 | | |
| SPECIAL REVENUE FUNDS | | | | | | | | |
| 01F Crime Victims' Compensation | \$ 629,639.20 | \$ 77,868.87 | \$ | \$ 707,508.07 | \$ | \$ 707,508.07 | \$ | \$ 707,508.07 |
| 03K Industrial Insurance Premium Refund | 3,899,835.20 | 1,144,050.35 | 1,308,067.29 | 3,735,818.26 | 16.94 | | | 3,735,835.20 |
| 04F Real Estate Education Program | 663,269.16 | 7,326.83 | 211.52 | 670,384.47 | | | | 670,384.47 |
| 06H Oral History, State Library, and Archives | 60,394.96 | 35,330.75 | 61,705.88 | 34,019.83 | 1,987.36 | | | 36,007.19 |
| 06J Securities Prosecution | 566,520.19 | 6,008.00 | 956.94 | 571,571.25 | | | | 571,571.25 |
| 07A Mortgage Lending Fraud Prosecution | 125,953.05 | 32,965.30 | 34,142.00 | 124,776.35 | 34,142.00 | | | 158,918.35 |
| 07B Organ and Tissue Donation Awareness | 138,795.20 | 31,166.90 | 42,787.64 | 127,174.46 | 42,780.89 | | | 169,955.35 |
| 07E Contract Harvesting Revolving | 10,506,065.94 | 19,789.78 | (883,228.27) | 11,409,083.99 | 12,491.62 | | | 11,421,575.61 |
| 07J "Helping Kids Speak" | 3,430.01 | 1,985.67 | 2,391.67 | 3,024.01 | | | | 3,024.01 |
| 07K Special License Plate Applicant Trust | 12,206.00 | | | 12,206.00 | | | | 12,206.00 |
| 07L Legislative International Trade | 299.15 | | | 299.15 | | | | 299.15 |
| 07N Produce Railcar Pool | 49.60 | 0.08 | | 49.68 | | | | 49.68 |

RECEIPTS AND DISBURSEMENTS FOR TREASURER'S TRUST FUNDS

| | September 1, 2019 | | September 2019 | | September 30, 2019 | | |
|---|------------------------|----|----------------|--------------------|---------------------|----------------------|---------------------|
| | Beginning Book Balance | | Plus Receipts | Less Disbursements | Ending Book Balance | Outstanding Warrants | Ending Cash Balance |
| SPECIAL REVENUE FUNDS (Continued) | | | | | | | |
| 07T Commemorative Works | \$ 3,392.00 | \$ | 5.15 | \$ | \$ 3,397.15 | \$ | \$ 3,397.15 |
| 07V Fish and Wildlife Enforcement Reward | 634,913.26 | | (51,885.18) | 55,950.10 | 527,077.98 | 486.04 | 527,564.02 |
| 08C Gonzaga University Alumni Association | 6,819.05 | | 3,215.34 | 4,816.02 | 5,218.37 | | 5,218.37 |
| 08F Lighthouse Environmental Programs | 14,223.97 | | 6,288.34 | 9,109.33 | 11,402.98 | | 11,402.98 |
| 08G Flexible Spending Administrative | 2,511,576.73 | | 733.12 | 54,126.35 | 2,458,183.50 | | 2,458,183.50 |
| 08J Prescription Drug Consortium | 42,947.77 | | | | 42,947.77 | | 42,947.77 |
| 08L "Ski & Ride Washington" | 4,043.89 | | 2,809.34 | 3,614.33 | 3,238.90 | | 3,238.90 |
| 08P State Parks Education and Enhancement | 392,686.30 | | 9,360.32 | 15,809.36 | 386,237.26 | | 386,237.26 |
| 08V Veterans Stewardship | 2,205,955.06 | | (729,353.02) | 176,957.41 | 1,299,644.63 | 124.61 | 1,299,769.24 |
| 08W "Washington's National Park Fund" | 28,524.91 | | 17,891.98 | 23,942.34 | 22,474.55 | | 22,474.55 |
| 098 Eastern Washington Pheasant Enhancement | 282,455.65 | | 42,193.55 | 6,848.24 | 317,800.96 | 3.35 | 317,804.31 |
| 09A We Love Our Pets | 13,304.57 | | 3,920.01 | 5,656.00 | 11,568.58 | | 11,568.58 |
| 09B Boating Safety Education Certification | 697,913.52 | | 31,640.00 | 13,898.08 | 715,655.44 | 740.00 | 716,395.44 |
| 09J Washington Coastal Crab Pot Buoy Tag | 224,793.27 | | 37,656.25 | 1,200.00 | 261,249.52 | | 261,249.52 |
| 09K Life Sciences Discovery | 83,793.48 | | 132.61 | 6,576.25 | 77,349.84 | | 77,349.84 |
| 09L Nursing Resource Center | 154,323.72 | | 52,539.86 | 581.54 | 206,282.04 | 170.00 | 206,452.04 |
| 10F "Share the Road" | 18,745.06 | | 6,330.34 | 8,017.35 | 17,058.05 | | 17,058.05 |
| 11A Employment Training Finance | 231,134.86 | | 10,196.79 | 22,177.00 | 219,154.65 | | 219,154.65 |
| 11J Electronic Products Recycling | 605,760.82 | | 2,456.57 | 19,358.36 | 588,859.03 | 78.63 | 588,937.66 |
| 11P Large On-Site Sewage Systems | | | | | | | |
| 11V Veteran Estate Management | 36,094.47 | | 19,851.06 | 24,139.87 | 31,805.66 | 930.00 | 32,735.66 |
| 126 Agricultural Local | 13,430,618.25 | | 2,190,945.64 | 3,102,878.79 | 12,518,685.10 | 41,761.69 | 12,560,446.79 |
| 128 Grain Inspection Revolving | 2,423,047.30 | | 1,065,493.10 | 1,240,821.15 | 2,247,719.25 | 1,444.20 | 2,249,163.45 |
| 12E Assisted Living Facility Management | 360,104.17 | | | (4,025.86) | 364,130.03 | | 364,130.03 |
| 12F Manufactured/Mobile Home Dispute Resol | 2,598,445.81 | | 38,979.75 | 62,003.20 | 2,575,422.36 | | 2,575,422.36 |
| 12G Rockfish Research | 387,184.70 | | 18,401.01 | 20,022.82 | 385,562.89 | 2.50 | 385,565.39 |
| 12H Uniformed Service Shared Leave Pool | 839,698.91 | | | 12,805.04 | 826,893.87 | | 826,893.87 |
| 12N Get Ready For Math & Science Schlarshp | 119,648.18 | | 2,202.48 | | 121,850.66 | | 121,850.66 |
| 133 Children's Trust | 456,759.50 | | 2,850.17 | 529.50 | 459,080.17 | | 459,080.17 |
| 14E Washington State Library Operations | 2,708,929.52 | | 531,424.46 | 543,517.28 | 2,696,836.70 | 2,766.19 | 2,699,602.89 |
| 14W Reduced Cigarette Ignition Propensity | 612,648.67 | | 25,172.50 | 4,629.01 | 633,192.16 | | 633,192.16 |
| 15A Transitional Housing Oper & Rent | 0.41 | | | | 0.41 | | 0.41 |
| 15T Broadband Mapping | | | | | | | |
| 15V Funeral and Cemetery | 682,843.18 | | (3,491.32) | 53,354.73 | 625,997.13 | 316.16 | 626,313.29 |
| 15W Guaranteed Asset Protection Waiver | 19,750.00 | | | | 19,750.00 | | 19,750.00 |
| 163 Worker and Community Right to Know | 2,668,801.99 | | 259,463.52 | 135,063.75 | 2,793,201.76 | 60.74 | 2,793,262.50 |
| 169 Horse Racing Commission Operating | 829,685.86 | | 182,171.43 | 204,753.12 | 807,104.17 | 233.75 | 807,337.92 |
| 16B Landscape Architects' License | 349,181.49 | | 14,300.00 | 11,121.22 | 352,360.27 | 24.76 | 352,385.03 |
| 16E Spec Forest Products Outreach/Education | 65,292.61 | | 587.09 | | 65,879.70 | | 65,879.70 |

RECEIPTS AND DISBURSEMENTS FOR TREASURER'S TRUST FUNDS

| | September 1, 2019 | September 2019 | | September 30, 2019 | | |
|--|---------------------------|------------------|-----------------------|------------------------|-------------------------|------------------------|
| | Beginning Book Balance | Plus Receipts | Less Disbursements | Ending Book Balance | Outstanding Warrants | Ending Cash Balance |
| SPECIAL REVENUE FUNDS (Continued) | | | | | | |
| 16G Universal Vaccine Purchase | \$ 8,980,226.44 | \$ 8,884,882.25 | \$ 8,871,507.51 | \$ 8,993,601.18 | \$ 1,247,814.70 | \$ 10,241,415.88 |
| 16H Columbia River Salmon/Steelhead Endorsement | | | | | 22.50 | 22.50 |
| 16L Accessible Communities | 518,444.28 | 10,887.45 | 4,104.91 | 525,226.82 | | 525,226.82 |
| 16N Disabled Veterans Assistance | | | | | | |
| 16T Product Stewardship Programs | 270,863.69 | 174.12 | 5,731.48 | 265,306.33 | 41.81 | 265,348.14 |
| 17L Foreclosure Fairness | 777,916.11 | 14,625.00 | 28,904.67 | 763,636.44 | | 763,636.44 |
| 17M Individual-Based/Portable Background Check Clearance | 90,014.30 | 38,916.00 | 2,624.23 | 126,306.07 | 648.00 | 126,954.07 |
| 17V Volunteer Firefighters | 6,083.00 | 2,485.00 | 2,951.67 | 5,616.33 | | 5,616.33 |
| 180 Local Government Administrative Hearings | 268,369.67 | | 5,872.47 | 262,497.20 | | 262,497.20 |
| 189 Clarke-McNary | 15,539,191.00 | (15,539,191.00) | | | | |
| 18A Investing In Innovation | 34,347.09 | | | 34,347.09 | | 34,347.09 |
| 18E Educator Certification Processing | 2,919,476.82 | 133,338.00 | 216,725.35 | 2,836,089.47 | 1,318.53 | 2,837,408.00 |
| 18M Music Matters Awareness | 7,979.99 | 4,715.65 | 6,164.66 | 6,530.98 | | 6,530.98 |
| 18N Damage Prevention | 135,371.00 | 10,000.00 | | 145,371.00 | | 145,371.00 |
| 18R Seattle Sounders FC | 8,041.63 | 4,897.66 | 5,702.69 | 7,236.60 | | 7,236.60 |
| 190 Forest Fire Protection Assessment | 4,561,669.37 | 2,720,935.96 | 825,271.01 | 6,457,334.32 | 2,594.80 | 6,459,929.12 |
| 193 State Forest Nursery Revolving | 1,851,381.94 | 573.77 | 136,632.75 | 1,715,322.96 | 12,312.32 | 1,727,635.28 |
| 195 Energy | 214.66 | 0.32 | | 214.98 | | 214.98 |
| 197 Statute Law Committee Publications | 836,644.25 | 27,639.84 | 6,400.24 | 857,883.85 | | 857,883.85 |
| 198 Access Road Revolving | 8,093,073.09 | 1,343.07 | (21,803.28) | 8,116,219.44 | 12,534.25 | 8,128,753.69 |
| 19B School for the Blind | 2,521,821.12 | 620,766.75 | 154,224.10 | 2,988,363.77 | | 2,988,363.77 |
| 19E 4-H Program | 283.67 | 277.67 | 283.67 | 277.67 | | 277.67 |
| 19F Seattle Seahawks | 151,888.38 | 32,792.63 | 34,296.50 | 150,384.51 | | 150,384.51 |
| 19H Center for Deaf/Hard of Hearing Youth | 550,449.45 | 20,012.19 | 342.52 | 570,119.12 | | 570,119.12 |
| 19M Seattle University | 31,691.33 | 504.00 | | 32,195.33 | | 32,195.33 |
| 19P Child Rescue | 31,383.68 | 462.35 | | 31,846.03 | | 31,846.03 |
| 19R Residential Services and Support | 65,331.28 | | (10,000.00) | 75,331.28 | | 75,331.28 |
| 19W Wolf-Livestock Conflict | 322,255.38 | | 1,200.00 | 321,055.38 | | 321,055.38 |
| 205 Mobile Home Park Relocation | 1,883,629.93 | 99,589.85 | 20,820.56 | 1,962,399.22 | | 1,962,399.22 |
| 206 Cost of Supervision | 677,494.71 | 165,791.09 | 140,761.86 | 702,523.94 | 1,095.01 | 703,618.95 |
| 209 Regional Fisheries Enhancement Group | 1,679,459.76 | 50,365.52 | 65,751.72 | 1,664,073.56 | 5.21 | 1,664,078.77 |
| 20A State Flower | 2,606.33 | 2,116.34 | 2,184.00 | 2,538.67 | | 2,538.67 |
| 20D CPA Scholarship Transfer | 225,000.00 | | | 225,000.00 | | 225,000.00 |
| 20E WA Internet Crimes Against Children | 1,453,567.40 | | 47,783.58 | 1,405,783.82 | | 1,405,783.82 |
| 20G Washington Farmers and Ranchers | 928.67 | 247.33 | 140.00 | 1,036.00 | 140.00 | 1,176.00 |
| 20K Licensing & Enforcement System Modernization | 1,199,946.01 | (1,200,000.00) | | (53.99) | 30.99 | (23.00) |
| 20P Nursing Facility Quality Enhancement | 2,407,887.49 | | (8,849.46) | 2,416,736.95 | | 2,416,736.95 |
| 20W Washington Tennis | 4,008.67 | 116.67 | | 4,125.34 | | 4,125.34 |
| 210 Fire Protection Contractor License | 401,080.13 | 6,538.04 | 51,191.13 | 356,427.04 | | 356,427.04 |

RECEIPTS AND DISBURSEMENTS FOR TREASURER'S TRUST FUNDS

| | September 1, 2019 | | September 2019 | | September 30, 2019 | | |
|--|------------------------|----|----------------|--------------------|---------------------|----------------------|---------------------|
| | Beginning Book Balance | | Plus Receipts | Less Disbursements | Ending Book Balance | Outstanding Warrants | Ending Cash Balance |
| SPECIAL REVENUE FUNDS (Continued) | | | | | | | |
| 213 Veterans' Emblem | \$ 38,438.94 | \$ | 315.00 | \$ | \$ 38,753.94 | \$ | \$ 38,753.94 |
| 214 Temporary Worker Housing | 363,264.27 | | (37,172.17) | 20,147.65 | 305,944.45 | 242.00 | 306,186.45 |
| 219 Air Operating Permit | 2,139,862.60 | | (197,356.10) | 70,921.45 | 1,871,585.05 | 180.84 | 1,871,765.89 |
| 21A Washington State Wrestling | 620.67 | | 438.67 | 564.67 | 494.67 | | 494.67 |
| 21C Washington Sexual Assault Kit | 1,135,270.76 | | 1,755.26 | (4,780.99) | 1,141,807.01 | | 1,141,807.01 |
| 21F Fred Hutch | 392.00 | | 513.34 | 448.00 | 457.34 | | 457.34 |
| 21G Washington State Aviation | 55,862.34 | | 3,180.33 | | 59,042.67 | | 59,042.67 |
| 21N NE WA Wolf-Livestock Management | 505,430.18 | | 767.84 | | 506,198.02 | | 506,198.02 |
| 21Q Forest Health Revolving | 13,703,092.49 | | 20,649.48 | (602,682.43) | 14,326,424.40 | 1,043.28 | 14,327,467.68 |
| 21U Veteran's In-State Service Shared Leave Pool | 83,521.05 | | | | 83,521.05 | | 83,521.05 |
| 21W K-12 Criminal Background Check | 302,967.89 | | 178,001.25 | 334,221.89 | 146,747.25 | 43.25 | 146,790.50 |
| 225 Fingerprint Identification | 3,301,632.26 | | 1,204,323.83 | 848,084.64 | 3,657,871.45 | 9,186.19 | 3,667,057.64 |
| 22G Photovoltaic Module Recycling | 3,406.29 | | 4,030.48 | (247.87) | 7,684.64 | | 7,684.64 |
| 22H Foster Parent Shared Leave Pool | 31,131.09 | | | (1,839.94) | 32,971.03 | | 32,971.03 |
| 22K Watershed Restoration Enhancement | 165,200.00 | | 74,900.00 | | 240,100.00 | | 240,100.00 |
| 22L Public Use General Aviation Airport Loan Revolving | 4,985,124.45 | | | 5,539.40 | 4,979,585.05 | | 4,979,585.05 |
| 22N Fish and Wildlife Federal Lands Revolving | | | | | | | |
| 22P Natural Resources Federal Lands Revolving | 569,235.38 | | 789.91 | 86,544.66 | 483,480.63 | | 483,480.63 |
| 22Q Seattle Mariners | 15,757.00 | | 1,456.01 | | 17,213.01 | | 17,213.01 |
| 23A Student Loan Advocate | | | | | | | |
| 23C Department of Licensing Tuition Recovery | 38,279.48 | | 1,841.32 | | 40,120.80 | | 40,120.80 |
| 23D Student Achievement Council Tuition Recovery Trust | | | | | | | |
| 23K Smoke Detection Device Awareness | | | | | | | |
| 23M County Road Administration Board Emergency Loan | | | 1,000,000.00 | | 1,000,000.00 | | 1,000,000.00 |
| 23U Compostable Products Revolving | | | | | | | |
| 24C San Juan Islands Programs | | | | | | | |
| 24D Seattle Storm | | | | | | | |
| 24E Washington State Library-Archives Building | 48,923.81 | | 319,246.05 | | 368,169.86 | | 368,169.86 |
| 24G Hemp Regulatory | 52,253.79 | | 94,345.04 | 953.79 | 145,645.04 | 550.00 | 146,195.04 |
| 259 Coastal Crab | 108,770.73 | | | 3,449.99 | 105,320.74 | | 105,320.74 |
| 274 Adult Family Home | 821,768.13 | | | (11,924.78) | 833,692.91 | | 833,692.91 |
| 281 Impaired Driving Safety | 263,734.03 | | 141,088.50 | | 404,822.53 | | 404,822.53 |
| 283 Juvenile Accountability Incentive | 86,119.36 | | 130.81 | (219,223.53) | 305,473.70 | | 305,473.70 |
| 294 Sea Cucumber Dive Fishery | (3,016.23) | | | | (3,016.23) | | (3,016.23) |
| 295 Sea Urchin Dive Fishery | (8.23) | | | | (8.23) | | (8.23) |
| 297 Pipeline Safety | 4,509,634.56 | | 11,429.34 | 214,674.35 | 4,306,389.55 | 884.60 | 4,307,274.15 |
| 298 Geologists' | 409,363.42 | | 20,180.00 | 17,325.78 | 412,217.64 | 265.58 | 412,483.22 |
| 300 Financial Services Regulation | 17,878,004.62 | | 1,144,651.19 | 2,639,858.28 | 16,382,797.53 | 12,922.94 | 16,395,720.47 |
| 320 Puget Sound Crab Pot Buoy Tag | 73,889.12 | | 13,023.75 | 1,074.60 | 85,838.27 | | 85,838.27 |

RECEIPTS AND DISBURSEMENTS FOR TREASURER'S TRUST FUNDS

| | September 1, 2019 | | September 2019 | | September 30, 2019 | | |
|--|------------------------|----------|-----------------|--------------------|---------------------|----------------------|---------------------|
| | Beginning Book Balance | | Plus Receipts | Less Disbursements | Ending Book Balance | Outstanding Warrants | Ending Cash Balance |
| SPECIAL REVENUE FUNDS (Continued) | | | | | | | |
| 328 Crim Justice Training Commis Firing Range Maintenance | \$ 161,426.00 | \$ | \$ | \$ | \$ 161,426.00 | \$ | \$ 161,426.00 |
| 416 Surplus and Donated Food Commodities Revolving | 4,007,741.37 | | 409,580.25 | 797,923.90 | 3,619,397.72 | 31,900.47 | 3,651,298.19 |
| 424 Anti-Trust Revolving | 706,366.10 | | 1,981,201.48 | 218,968.17 | 2,468,599.41 | 514.53 | 2,469,113.94 |
| 480 Financial Education Public-Private Partnership | 58,033.99 | | | 13,811.32 | 44,222.67 | 12,776.01 | 56,998.68 |
| 485 Horse Racing Owners' Bonus/Breeder Awards | 442,659.06 | | 65,308.13 | | 507,967.19 | | 507,967.19 |
| 495 Toll Collection | 20,405,741.25 | | 16,943,250.45 | 17,594,874.23 | 19,754,117.47 | 29,835.64 | 19,783,953.11 |
| 496 Future Teachers Conditional Scholarship | 5,222,123.96 | | 44,047.94 | 9,161.62 | 5,257,010.28 | 301.78 | 5,257,312.06 |
| 497 Horse Racing Commission Class C Purse Fund | 50,496.56 | | 5,705.78 | | 56,202.34 | | 56,202.34 |
| 498 Washington State Council of Fire Fighters Benevolent | 19,113.01 | | 8,985.69 | 13,138.98 | 14,959.72 | | 14,959.72 |
| 499 Law Enforcement Memorial | 56,616.69 | | 23,823.37 | 32,141.65 | 48,298.41 | | 48,298.41 |
| 501 Liquor Revolving | 38,815,762.15 | | (24,673,494.01) | 16,636,745.88 | (2,494,477.74) | 118,205.85 | (2,376,271.89) |
| 503 Tuition Recovery | 4,000,015.35 | | 27,341.73 | 14,553.31 | 4,012,803.77 | 1,219.00 | 4,014,022.77 |
| 515 DNA Data Base | 450,838.10 | | 39,513.09 | 35,263.24 | 455,087.95 | 281.97 | 455,369.92 |
| 516 Fruit and Vegetable Inspection | 11,250,339.54 | | 2,133,684.94 | 1,354,053.16 | 12,029,971.32 | 27,580.00 | 12,057,551.32 |
| 536 Federal Food Service Revolving | 2,360,241.67 | | 5,305,466.40 | 5,282,789.65 | 2,382,918.42 | 186,033.84 | 2,568,952.26 |
| 553 Performance Audits of Government | 5,819,883.27 | | 1,650,519.73 | 1,477,806.30 | 5,992,596.70 | 10,801.04 | 6,003,397.74 |
| 561 Community Technical College Innovation | 4,177,151.66 | | 838,231.28 | 1,288,426.61 | 3,726,956.33 | | 3,726,956.33 |
| 687 Rural Rehabilitation | 116,804.26 | | 177.42 | | 116,981.68 | | 116,981.68 |
| 688 Federal Local Rail Service Assistance | 80,713.05 | | 111.78 | | 80,824.83 | | 80,824.83 |
| 731 Child Care Facility Revolving | 1,522,512.30 | | 5,493.60 | | 1,528,005.90 | | 1,528,005.90 |
| 732 Nursing Home Civil Penalties | 2,825,220.70 | | | (23,400.00) | 2,848,620.70 | | 2,848,620.70 |
| 746 Hanford Area Economic Investment | 73,660.77 | | 5,553.00 | | 79,213.77 | | 79,213.77 |
| 749 Governor's Interagency Committee of State Employed Women | 114,843.66 | | 60,843.71 | 25,786.92 | 149,900.45 | | 149,900.45 |
| 761 Basic Health Plan Subscription | 250,744.09 | | | | 250,744.09 | | 250,744.09 |
| 763 Center for the Improvement of Student Learning | 35,600.68 | | | | 35,600.68 | | 35,600.68 |
| 773 Commission on Higher Ed Prof Student Ex Program | 51,200.00 | | | | 51,200.00 | | 51,200.00 |
| 774 University of Washington License Plate | 367,091.86 | | 23,986.68 | 28.00 | 391,050.54 | | 391,050.54 |
| 776 Washington State University License Plate | 178,255.02 | | 53,080.99 | 178,262.02 | 53,073.99 | 7.00 | 53,080.99 |
| 778 Western Washington University License Plate | 4,426.35 | | 1,705.68 | | 6,132.03 | | 6,132.03 |
| 779 Eastern Washington University License Plate | 71,004.44 | | 3,978.34 | | 74,982.78 | | 74,982.78 |
| 780 School Zone Safety Account | 1,373,824.76 | | 20,773.01 | 7,879.63 | 1,386,718.14 | | 1,386,718.14 |
| 783 Central Washington University License Plate | 5,289.67 | | 1,308.99 | | 6,598.66 | | 6,598.66 |
| 784 Miscellaneous Transportation Programs | (4,362,090.13) | | 16,999,472.02 | 20,271,652.72 | (7,634,270.83) | 976,125.35 | (6,658,145.48) |
| 786 The Evergreen State College License Plate | 9,941.04 | | 483.00 | | 10,424.04 | | 10,424.04 |
| 789 Advanced Environmental Mitigation Revolving | 886,817.37 | | 7,882,493.89 | | 8,769,311.26 | | 8,769,311.26 |
| 816 Stadium and Exhibition Center | 70,915,689.42 | | 5,939,147.96 | | 76,854,837.38 | | 76,854,837.38 |
| 821 Impaired Physician | 322,556.18 | | 152,900.00 | 159,120.91 | 316,335.27 | | 316,335.27 |
| 823 Livestock Nutrient Management | 29,156.14 | | 500.00 | (200.00) | 29,856.14 | | 29,856.14 |
| 833 Developmental Disabilities Endowment Trust | 1,992,970.95 | | 593,585.86 | 166,103.38 | 2,420,453.43 | | 2,420,453.43 |

RECEIPTS AND DISBURSEMENTS FOR TREASURER'S TRUST FUNDS

| | September 1, 2019 | | September 2019 | | September 30, 2019 | | |
|---|---------------------------|-------------------------|-------------------------|--------------------------|------------------------|--------------------------|------------------------|
| | Beginning Book Balance | | Plus Receipts | Less Disbursements | Ending Book Balance | Outstanding Warrants | Ending Cash Balance |
| SPECIAL REVENUE FUNDS (Continued) | | | | | | | |
| 834 Capitol Furnishings Preservation Committee | \$ 22,131.40 | \$ 5.00 | \$ | \$ 22,136.40 | \$ | \$ 22,136.40 | |
| 878 Federal Forest Revolving | 5,704.79 | 8.67 | | 5,713.46 | | 5,713.46 | |
| 880 Advance Right-of-Way Revolving | 26,359,296.54 | 264,843.06 | 252.51 | 26,623,887.09 | | 26,623,887.09 | |
| 884 Gambling Revolving | 8,724,426.40 | 1,966,034.27 | 1,178,820.04 | 9,511,640.63 | 48,929.34 | 9,560,569.97 | |
| 885 Plumbing Certificate | 1,192,383.15 | 88,720.93 | 75,663.27 | 1,205,440.81 | 285.39 | 1,205,726.20 | |
| 892 Pressure Systems Safety | \$584,247.69 | 198,679.93 | 167,100.59 | 615,827.03 | 1,284.15 | 617,111.18 | |
| TOTAL SPECIAL REVENUE FUNDS | \$ 375,309,420.82 | \$ 44,336,361.48 | \$ 87,384,044.51 | \$ 332,261,737.79 | \$ 2,890,519.59 | \$ 335,152,257.38 | |
| CAPITAL PROJECTS FUNDS | | | | | | | |
| 366 Watershed Restoration Enhancement Bond | \$ 1,769,653.02 | \$ 2,995,103.26 | \$ 103,998.38 | \$ 4,660,757.90 | \$ | \$ 4,660,757.90 | |
| 377 Watershed Restoration Enhancement Taxable Bond | | | | | | | |
| TOTAL CAPITAL PROJECTS FUNDS | \$ 1,769,653.02 | \$ 2,995,103.26 | \$ 103,998.38 | \$ 4,660,757.90 | \$ | \$ 4,660,757.90 | |
| PERMANENT FUNDS | | | | | | | |
| 842 American Indian Scholarship Endowment | \$ 301,716.22 | \$ 6,437.63 | \$ 3,971.00 | \$ 304,182.85 | \$ | \$ 304,182.85 | |
| 852 Foster Care Scholarship Endowment | \$3,781.15 | 5.75 | | 3,786.90 | | 3,786.90 | |
| TOTAL PERMANENT FUNDS | \$ 305,497.37 | \$ 6,443.38 | \$ 3,971.00 | \$ 307,969.75 | \$ | \$ 307,969.75 | |
| ENTERPRISE FUNDS | | | | | | | |
| 22E Family and Medical Leave Enforcement | \$ 397,738.06 | \$ 80.00 | \$ | \$ 397,818.06 | \$ | \$ 397,818.06 | |
| 22F Family and Medical Leave Insurance | 157,203,003.15 | 54,296,388.36 | 1,676,484.36 | 209,822,907.15 | | 209,822,907.15 | |
| 413 Municipal Revolving | 2,118,166.32 | 2,165,188.95 | 2,823,744.62 | 1,459,610.65 | 12,190.82 | 1,471,801.47 | |
| 442 Legislative Gift Center | 113,825.16 | 17,882.39 | 25,746.03 | 105,961.52 | 3,003.50 | 108,965.02 | |
| 445 Self-Insured Emplr Overpytm Reimb | 194,602.15 | 17,803.56 | | 212,405.71 | | 212,405.71 | |
| 446 Industrial Insurance Rainy Day Fund | | | | | | | |
| 449 Certificates of Participation and Other Financing - Local | 209,327.07 | 101,874.98 | 107,004.89 | 204,197.16 | | 204,197.16 | |
| 456 Separately Managed State Treasurer's Service | 66,117.52 | 2,541.14 | 3,722.52 | 64,936.14 | | 64,936.14 | |
| 463 Washington College Savings Program | (460,505.29) | 69,896.24 | 41,513.14 | (432,122.19) | 2,743.25 | (429,378.94) | |
| 470 Imaging | 154,695.71 | 26,075.72 | 35,768.07 | 145,003.36 | | 145,003.36 | |
| 477 Lottery Investment | | | | | | | |
| 543 Judicial Information Systems | 7,094,961.59 | 1,734,652.18 | 1,390,397.74 | 7,439,216.03 | 6,883.73 | 7,446,099.76 | |
| 544 Pollution Liability Insurance Program Trust | 34,511,662.23 | (438,090.39) | 716,837.07 | 33,356,734.77 | | 33,356,734.77 | |
| 545 Heating Oil Pollution Liability Trust | 1,512,863.54 | 72,103.11 | 54,099.74 | 1,530,866.91 | | 1,530,866.91 | |
| 788 Advanced College Tuition Payment Program | \$12,013,042.32 | 2,925,655.19 | 10,047,092.97 | 4,891,604.54 | 1,351,479.77 | 6,243,084.31 | |
| TOTAL ENTERPRISE FUNDS | \$ 215,129,499.53 | \$ 60,992,051.43 | \$ 16,922,411.15 | \$ 259,199,139.81 | \$ 1,376,301.07 | \$ 260,575,440.88 | |
| INTERNAL SERVICE FUNDS | | | | | | | |
| 12V PEBB Medical Benefits Admin | \$ | \$ | \$ | \$ | \$ | \$ | |
| 411 Natural Resources Equipment | 7,158,681.29 | 2,511.45 | (2,437,436.74) | 9,598,629.48 | 49,858.85 | 9,648,488.33 | |
| 421 Education Technology Revolving | 10,449,271.53 | 2,901,273.46 | 1,926,481.38 | 11,424,063.61 | 77,883.04 | 11,501,946.65 | |

RECEIPTS AND DISBURSEMENTS FOR TREASURER'S TRUST FUNDS

| | September 1, 2019 | | September 2019 | | September 30, 2019 | | |
|---|---------------------------|-----------|-----------------------|---------------------------|--------------------------|---------------------------|--------------------------|
| | Beginning Book Balance | | Plus Receipts | Less Disbursements | Ending Book Balance | Outstanding Warrants | Ending Cash Balance |
| INTERNAL SERVICE FUNDS (Continued) | | | | | | | |
| 422 General Administration Services | \$ 24,538,499.59 | \$ | 15,317,654.83 | \$ 12,418,106.30 | \$ 27,438,048.12 | \$ 360,014.63 | \$ 27,798,062.75 |
| 436 OFM Labor Relations Service | 1,602,178.27 | | 653,124.10 | 402,563.99 | 1,852,738.38 | 92.37 | 1,852,830.75 |
| 438 Uniform Dental Plan Benefits Administration | 533,752.13 | | 522,976.00 | 523,228.80 | 533,499.33 | | 533,499.33 |
| 439 Uniform Medical Plan Benefits Administration | 1,767,065.10 | | 4,845,368.00 | 784,989.87 | 5,827,443.23 | | 5,827,443.23 |
| 444 Fish & Wildlife Equipment | 696,319.48 | | 108,260.97 | 66,659.24 | 737,921.21 | 888.01 | 738,809.22 |
| 453 Minority and Women's Business Enterprises | 851,891.95 | | 412,201.52 | 462,711.27 | 801,382.20 | 2,678.11 | 804,060.31 |
| 458 Consolidated Technology Services Revolving | 15,281,367.11 | | 10,788,081.83 | 11,667,344.19 | 14,402,104.75 | 114,628.31 | 14,516,733.06 |
| 461 Shared Information Technology System Revolving | | | | | | | |
| 466 Statewide Info Tech System Development Revolving | 700,205.94 | | 1,248,439.42 | 136,529.31 | 1,812,116.05 | | 1,812,116.05 |
| 471 State Patrol Nonappropriated Airplane Revolving | 187,637.17 | | 13.84 | 16,457.77 | 171,193.24 | | 171,193.24 |
| 472 Statewide Info Tech System Maintenance & Operations Revolving | 15,841,652.85 | | 1,257,622.39 | 2,947,703.22 | 14,151,572.02 | 7,876.73 | 14,159,448.75 |
| 546 Risk Management | (1,896,009.75) | | 3,051,864.09 | 1,509,958.95 | (354,104.61) | | (354,104.61) |
| 547 Liability | (60,206,943.23) | | 2,852,540.89 | 4,440,896.50 | (61,795,298.84) | 118,296.65 | (61,677,002.19) |
| 721 Public Employees' and Retirees' Insurance | 178,696,275.71 | | 174,838,222.15 | 175,007,458.86 | 178,527,039.00 | 2,235,845.19 | 180,762,884.19 |
| 730 Public Employees' and Retirees' Insurance Reserve | 174,881,354.58 | | 254,718.75 | | 175,136,073.33 | | 175,136,073.33 |
| 739 Certificates of Participation and Other Financing - State | \$334,033.09 | | 3,066,313.77 | 2,232,635.58 | 1,167,711.28 | | 1,167,711.28 |
| TOTAL INTERNAL SERVICE FUNDS | \$ 371,417,232.81 | \$ | 222,121,187.46 | \$ 212,106,288.49 | \$ 381,432,131.78 | \$ 2,968,061.89 | \$ 384,400,193.67 |
| PRIVATE PURPOSE FUNDS | | | | | | | |
| 196 Unclaimed Personal Property | \$ 1,032,166.18 | \$ | 1,137,945.47 | \$ 5,670,219.48 | \$ (3,500,107.83) | \$ 4,807,141.33 | \$ 1,307,033.50 |
| 738 Department of Social and Health Services Trust | 53,654.52 | | | | 53,654.52 | | 53,654.52 |
| 799 WA Achieving a Better Life Experience Program | | | | | | | |
| TOTAL PRIVATE PURPOSE FUNDS | \$ 1,085,820.70 | \$ | 1,137,945.47 | \$ 5,670,219.48 | \$ -3,446,453.31 | \$ 4,807,141.33 | \$ 1,360,688.02 |
| PENSION TRUST FUNDS | | | | | | | |
| 838 LEOFF Retirement System Benefits Improvement | \$ 0.18 | \$ | | \$ | \$ 0.18 | \$ | \$ 0.18 |
| TOTAL PENSION TRUST FUNDS | \$ 0.18 | \$ | | \$ | \$ 0.18 | \$ | \$ 0.18 |
| AGENCY FUNDS | | | | | | | |
| 165 Salary Reduction | \$ 3,208,609.95 | \$ | 2,952,763.09 | \$ 1,923,358.25 | \$ 4,238,014.79 | \$ | \$ 4,238,014.79 |
| 16C Real Estate/Property Tax Admin Assistance | 63,147.23 | | 56,647.50 | 63,147.23 | 56,647.50 | | 56,647.50 |
| 17A County Enhanced 911 Excise Tax | 6,324,404.68 | | | 26,623.53 | 6,297,781.15 | | 6,297,781.15 |
| 525 Washington State Combined Fund Drive | 729,019.89 | | 333,377.21 | 1,741.12 | 1,060,655.98 | 11,543.44 | 1,072,199.42 |
| 660 Natural Resources Deposit | 21,117,454.14 | | 29,293,215.50 | 32,818,494.61 | 17,592,175.03 | 42,516.62 | 17,634,691.65 |
| 734 Centennial Document Preservation and Modernization | 647,008.08 | | 220,487.63 | | 867,495.71 | | 867,495.71 |
| 737 High Occupancy Vehicle | | | | | | | |
| 757 Maritime Historic Restoration and Preservation | 3,599.15 | | 136.15 | | 3,735.30 | | 3,735.30 |
| 797 Local Tourism Promotion | 1,477,470.68 | | | 37,569.29 | 1,439,901.39 | | 1,439,901.39 |

RECEIPTS AND DISBURSEMENTS FOR TREASURER'S TRUST FUNDS

| | September 1, 2019 | September 2019 | | September 30, 2019 | | |
|---------------------------------------|---------------------------|-------------------|-----------------------|------------------------|-------------------------|------------------------|
| | Beginning Book Balance | Plus Receipts | Less Disbursements | Ending Book Balance | Outstanding Warrants | Ending Cash Balance |
| AGENCY FUNDS (Continued) | | | | | | |
| 802 School Employees Salary Reduction | \$ | \$ | \$ | \$ | \$ | \$ |
| TOTAL AGENCY FUNDS | \$ 33,570,713.80 | \$ 32,856,627.08 | \$ 34,870,934.03 | \$ 31,556,406.85 | \$ 54,060.06 | \$ 31,610,466.91 |
| TOTAL TREASURER'S TRUST FUNDS | \$ \$1,090,145,322.73 | \$ 442,479,955.12 | \$ 395,349,567.25 | \$ 1,137,275,710.60 | \$ 12,158,378.54 | \$ 1,149,434,089.14 |

INVESTMENT STATEMENT

INVESTMENT STATEMENT

| Fund / Account | September 1, 2019 | Purchased | Maturities & Sales | Amortization | September 30, 2019 |
|---|-----------------------------|-----------------------------|-----------------------------|-------------------------|-----------------------------|
| Treasury & Treasurer's Trust | | | | | |
| Investments (trade date basis) | \$ 6,204,957,969.37 | \$ 3,568,833,951.45 | \$ 2,981,416,793.27 | \$ 1,688,820.59 | \$ 6,794,063,948.14 |
| Reverse Repurchase Agreements | | | | | |
| Purchased Accrued Interest | 1,523,222.08 | 633,165.28 | 164,476.61 | | 1,991,910.75 |
| Total Treasury & Treasurer's Trust | \$ 6,206,481,191.45 | \$ 3,569,467,116.73 | \$ 2,981,581,269.88 | \$ 1,688,820.59 | \$ 6,796,055,858.89 |
| Local Government Investment Pool | | | | | |
| Investments (trade date basis) | \$ 15,959,161,248.10 | \$ 23,849,572,152.08 | \$ 23,309,852,494.76 | \$ 15,237,125.28 | \$ 16,514,118,030.70 |
| Reverse Repurchase Agreements | | | | | |
| Purchased Accrued Interest | 591,043.37 | 175,086.81 | 381,147.54 | | 384,982.64 |
| Total Local Government Investment Pool | \$ 15,959,752,291.47 | \$ 23,849,747,238.89 | \$ 23,310,233,642.30 | \$ 15,237,125.28 | \$ 16,514,503,013.34 |
| Separately Managed Accounts | | | | | |
| Investments (trade date basis) | \$ 205,273,627.60 | \$ 15,795,467.03 | \$ 15,173,712.34 | \$ 72,486.84 | \$ 205,967,869.13 |
| Purchased Accrued Interest | 16,132.95 | 57,727.59 | 1,161.20 | | 72,699.34 |
| Total Separately Managed Accounts | \$ 205,289,760.55 | \$ 15,853,194.62 | \$ 15,174,873.54 | \$ 72,486.84 | \$ 206,040,568.47 |
| Total All Accounts | \$ 22,371,523,243.47 | \$ 27,435,067,550.24 | \$ 26,306,989,785.72 | \$ 16,998,432.71 | \$ 23,516,599,440.70 |

INVESTMENT INTEREST INCOME AND CAPITAL GAINS

INVESTMENT INTEREST INCOME AND CAPITAL GAINS CURRENT MONTH AND FISCAL YEAR TO DATE COMPARISON

| Fund / Account | September 2019 | September 2018 | Fiscal Year 2020 | Fiscal Year 2019 |
|---|-------------------------|-------------------------|--------------------------|--------------------------|
| Treasury & Treasurer's Trust | | | | |
| Cash | \$ 13,111,967.03 | \$ 8,077,396.73 | \$ 42,793,679.50 | \$ 32,995,985.26 |
| Custody Bank Fees | (4,955.83) | (3,545.28) | (15,059.45) | (10,799.84) |
| Other Bank Fees | (4,753.03) | (6,488.88) | (30,925.37) | (26,233.14) |
| Amortization | 1,688,820.59 | 998,306.74 | 4,897,670.25 | 2,917,586.17 |
| Accrued Interest | (3,825,003.26) | 2,301,205.82 | (9,713,416.40) | (256,157.51) |
| Gains and Losses | (31,192.73) | (24,359.54) | 285,419.57 | 76,832.58 |
| Total Treasury & Treasurer's Trust | \$ 10,934,882.77 | \$ 11,342,515.59 | \$ 38,217,368.10 | \$ 35,697,213.52 |
| Local Government Investment Pool | | | | |
| Cash | \$ 13,413,268.77 | \$ 11,605,181.90 | \$ 49,977,997.94 | \$ 37,313,151.73 |
| Amortization | 15,237,125.28 | 13,118,877.19 | 44,683,275.98 | 38,581,728.05 |
| Accrued Interest | (1,610,239.68) | 227,440.87 | (4,013,575.36) | 1,665,911.09 |
| Gains and Losses | 276,652.47 | 44,606.79 | 1,301,786.16 | 238,312.50 |
| Total Local Government Investment Pool | \$ 27,316,806.84 | \$ 24,996,106.75 | \$ 91,949,484.72 | \$ 77,799,103.37 |
| Separately Managed Accounts | | | | |
| Cash | \$ 678,321.08 | \$ 129,000.16 | \$ 1,389,998.50 | \$ 643,967.05 |
| Amortization | 72,486.84 | 139,442.83 | 226,131.91 | 323,701.80 |
| Accrued Interest | (316,312.09) | 137,217.60 | (278,449.32) | 190,225.85 |
| Gains and Losses | | | | 693.33 |
| Total Separately Managed Accounts | \$ 434,495.83 | \$ 405,660.59 | \$ 1,337,681.09 | \$ 1,158,588.03 |
| Total All Accounts | \$ 38,686,185.44 | \$ 36,744,282.93 | \$ 131,504,533.91 | \$ 114,654,904.92 |

DUANE A. DAVIDSON
STATE TREASURER
PO BOX 40200
OLYMPIA WA 98504-0200

