



**Washington State
Treasurer's
Monthly Report**

February 2014



**JAMES L. McINTIRE
State Treasurer**

In accordance with the Americans with Disabilities Act, this publication will be made available in alternate formats upon request to the Office of the State Treasurer, Legislative Building, 2nd Floor, Olympia, Washington 98504-0200, telephone (360) 902-9000, fax (360) 902-9037 or TTY Users Call: 7-1-1.
Web Site: <http://tre.wa.gov>.

TABLE OF CONTENTS

	<i>Page</i>
State Treasurer’s Letter	1
General Fund	2
Treasury, Treasurer’s Trust and Local Government Investment Pool Flow Chart	3
Treasury & Treasurer’s Trust, Treasury and Treasurer’s Trust Charts	4
General Fund and Local Government Investment Pool Charts	5
Receipts and Disbursements for the State Treasury	6
Receipts and Disbursements for Trust Funds	16
Investment Statement & Investment Interest Income and Capital Gains	23



JAMES L. McINTIRE,
State Treasurer

State of Washington
Office of the Treasurer
Legislative Building
P.O. Box 40200
Olympia, Washington 98504-0200

(360) 902-9000 • TTY 7-1-1
FAX (360) 902-9037
Home Page <http://tre.wa.gov>

Fellow Washingtonians,

I am pleased to report on the operations of the Office of the State Treasurer for the month of February 2014. At the close of the month, the Treasury & Treasurer's Trust book balance was \$4.1 billion with investment earnings distributed for the month of \$1.6 million.

Sincerely,

A handwritten signature in black ink, appearing to read "James L. McIntire". The signature is fluid and cursive, with a large initial "J" and "M".

James L McIntire
Washington State Treasurer

GENERAL FUND

GENERAL FUND CURRENT MONTH AND FISCAL YEAR TO DATE COMPARISON (In Millions)

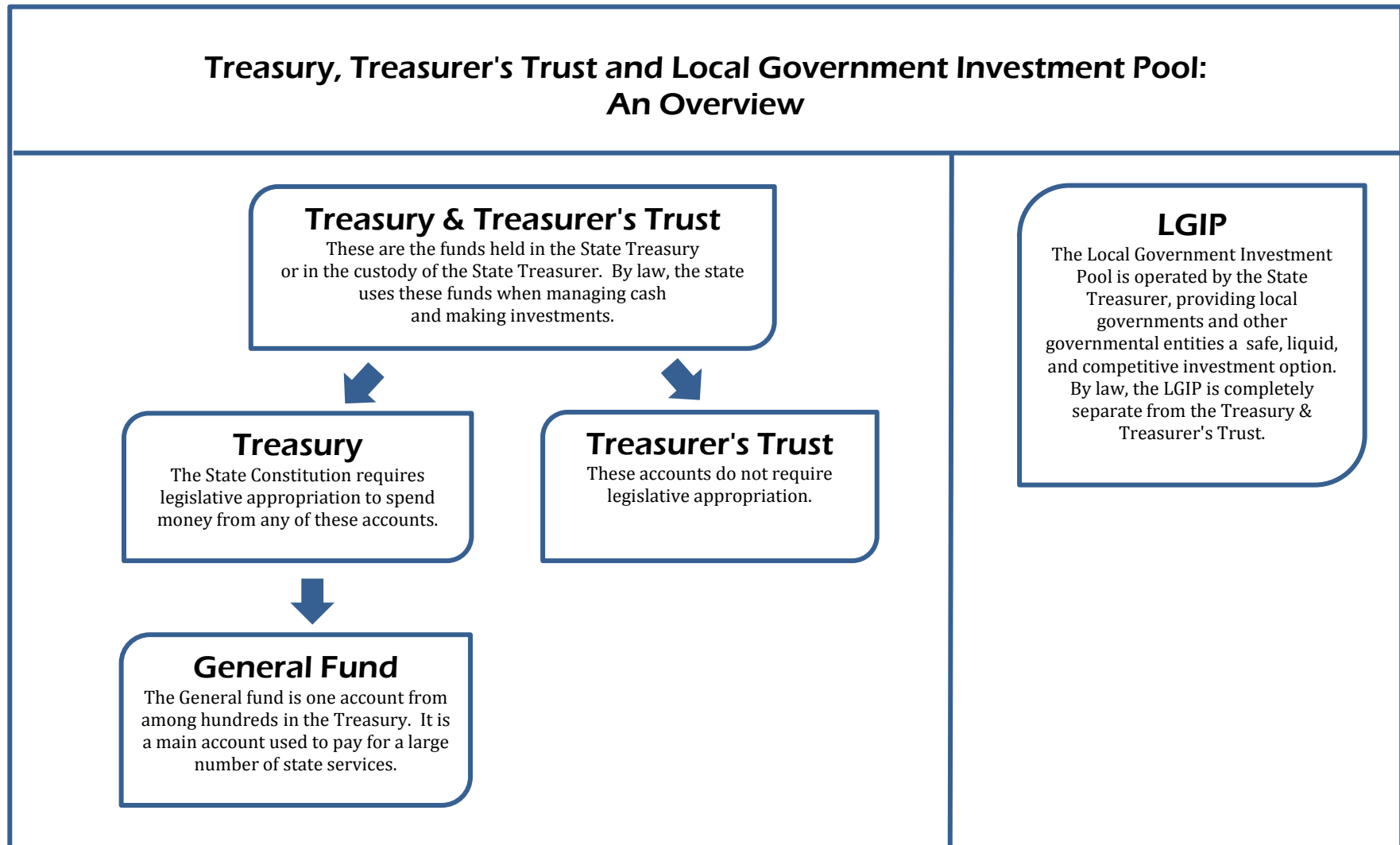
	Month of February		Fiscal Year to Date	
	2014	2013	2014	2013
Beginning Book Balance	\$ (675.276)	\$ (570.749)	\$ 178.568	\$ (519.700)
Cash Revenue	1,919.848	1,706.524	14,836.509	14,608.947
Other Cash Receipts	375.334	326.373	4,028.891	1,723.428
Total Cash Receipts	\$ 2,295.182	\$ 2,032.897	\$ 18,865.400	\$ 16,332.375
Total Cash Disbursements	\$ 2,668.197	\$ 2,345.390	\$ 20,092.259	\$ 16,695.917
Ending Book Balance	\$ (1,048.291)	\$ (883.242)	\$ (1,048.291)	\$ (883.242)
Cash Revenue				
Bond Retirement & Interest	\$ 0.000	\$ 1.295	\$ (0.309)	\$ (0.987)
Secretary of State	2.526	3.056	20.733	20.900
Department of Revenue:				
Retail Sales Tax	600.258	559.229	5,062.762	4,820.490
Business & Occupation Tax	265.634	293.709	2,210.446	2,229.863
Compensating Tax	49.095	47.408	367.116	344.100
Cigarette Tax	24.300	26.797	236.708	271.447
Public Utility Tax	47.431	42.143	251.239	249.633
Various Other Revenue	51.096	44.608	424.042	452.128
Insurance Commission	32.642	34.691	259.101	254.831
Liquor Control Board	2.035	5.342	78.672	58.558
Department of Licensing:				
Excise Tax – Other	0.010	0.011	0.102	0.101
Various Other Revenue	0.332	0.419	6.577	6.717
Department of Social & Health Services	5.194	11.662	67.892	63.617
Universities & Colleges	0.000	0.000	0.093	0.119
Treasurer's Transfers	0.807	0.807	(69.928)	(30.549)
Counties:				
Property Tax	6.842	6.241	920.599	907.247
Real Estate Excise Tax	32.797	27.134	420.987	375.340
Various Other Revenue	4.673	4.769	39.865	41.488
Federal Grants-In-Aid (All Agencies)	782.108	570.123	4,341.212	4,352.440
Revenues Distributed to Local Governments	(1.808)	(0.244)	(5.026)	(3.407)
Other Agencies' Cash Revenue	13.876	27.324	203.626	192.897
Total Cash Revenue	\$ 1,919.848	\$ 1,706.524	\$ 14,836.509	\$ 14,608.947

Source: Agency Financial Reporting System (AFRS).

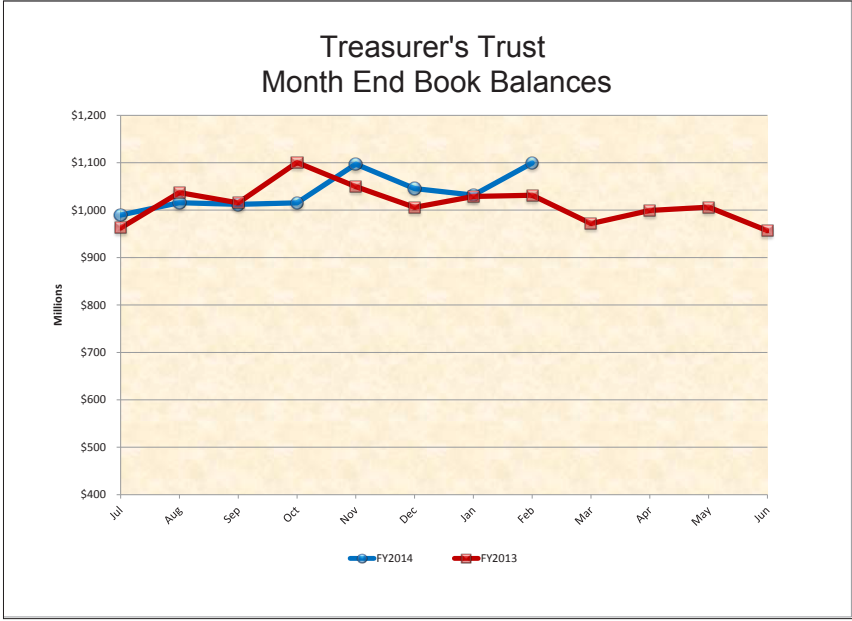
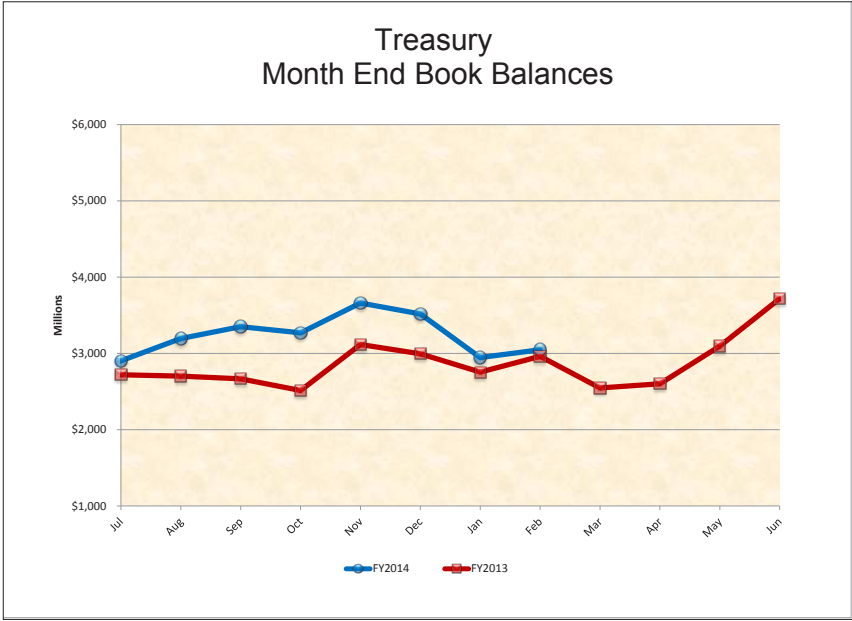
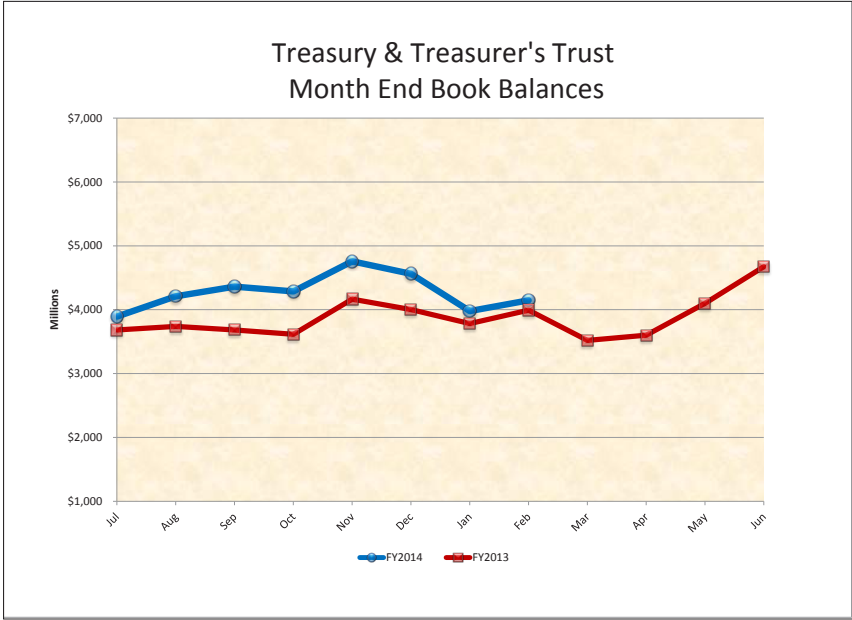
TREASURY, TREASURER'S TRUST AND LGIP FLOW CHART

The State Treasurer is charged with the cash management of public funds, which includes two categories of state funds and accounts: (1) funds and accounts located in the state treasury, which are subject to legislative appropriation; and (2) Treasurer's trust funds, which are accounts placed in the custody of the State Treasurer, and not typically subject to legislative appropriation. Funds within these accounts are comingled for investment and cash management purposes.

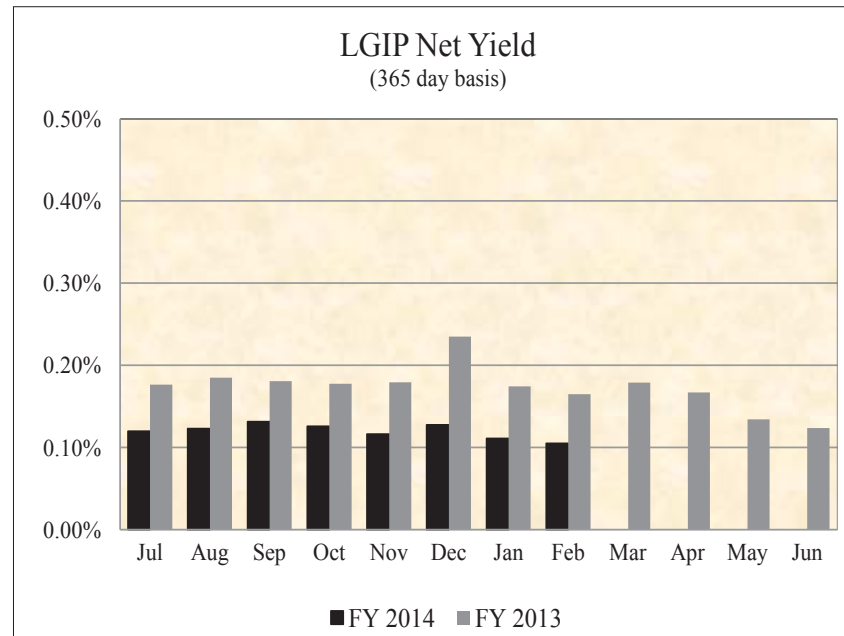
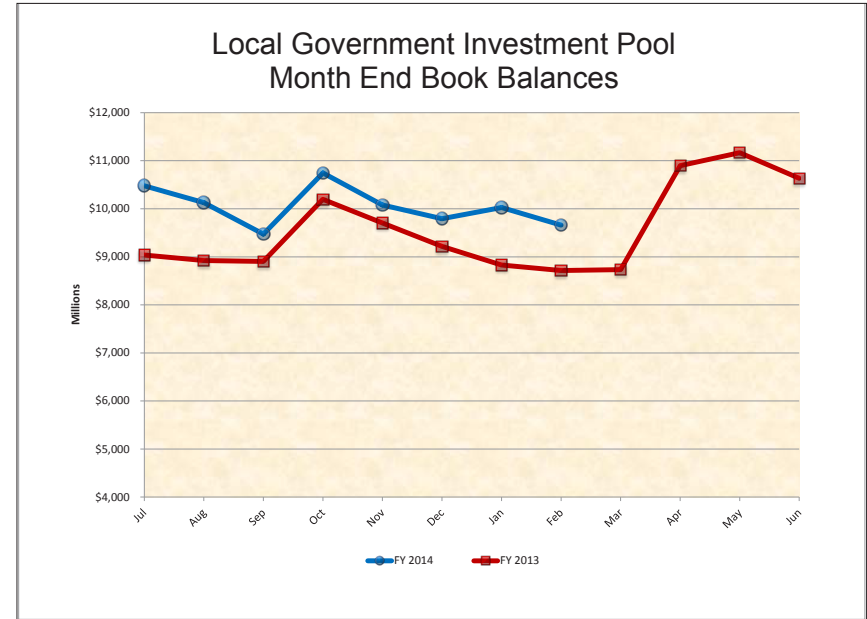
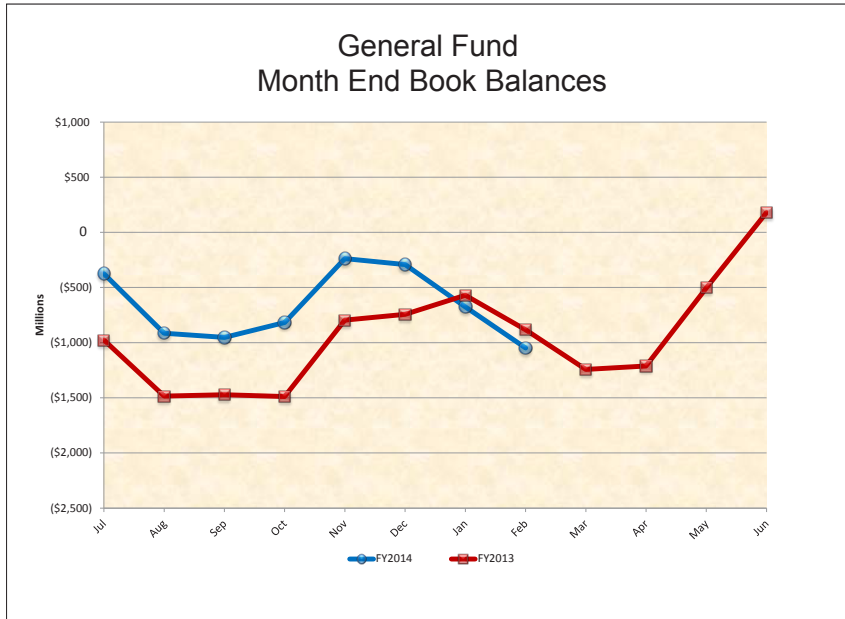
This flow chart describes the structure of the Treasury and Treasurer's Trust Accounts. Month end balances of these accounts are shown on pages 4 and 5.



TREASURY & TREASURER'S TRUST AND TREASURY AND TREASURER'S TRUST CHART



GENERAL FUND AND LOCAL GOVERNMENT INVESTMENT POOL CHARTS



RECEIPTS AND DISBURSEMENTS FOR TREASURY FUNDS

	February 1, 2014	February 2014		February 28, 2014		
	Beginning Book Balance	Plus Receipts	Less Disbursements	Ending Book Balance	Outstanding Warrants	Ending Cash Balance
GENERAL FUND						
001 General	\$ (675,275,987.35)	\$ 2,295,182,084.61	\$ 2,668,197,031.24	\$ (1,048,290,933.98)	\$ 85,075,127.75	\$ (963,215,806.23)
018 Millersylvania Park Current	5,210.50	5,210.50	5,210.50
01E Geothermal	159.89	159.89	159.89
01N Institutional Impact	19,144.72	19,144.72	19,144.72
02P Flood Control Assistance	1,911,502.84	57,335.16	1,854,167.68	1,854,167.68
031 State Investment Board Expense	2,692,371.39	1,302,954.79	1,225,953.23	2,769,372.95	9,882.24	2,779,255.19
032 State Emergency Water Projects Revolving	221,616.92	221,616.92	221,616.92
03A Excess Earnings
03L County Criminal Justice Assistance	3,445,588.91	1,263.31	160,769.28	3,286,082.94	8,942.19	3,295,025.13
03M Municipal Criminal Justice Assistance	581,979.95	431.68	42,143.40	540,268.23	3,787.96	544,056.19
04L Public Health Services	6.11	6.11	6.11
051 State and Local Improvements Revolving	748,204.96	518.71	747,686.25	518.71	748,204.96
055 State & Local Improve Revolving (Waste Disp Facilities, 1980)	208,177.66	208,177.66	208,177.66
05C Criminal Justice Treatment	7,887,761.59	(12.12)	745,840.67	7,141,908.80	17,643.85	7,159,552.65
05M Tourism Development and Promotion
070 Outdoor Recreation	7,127,826.10	1,644,399.67	5,483,426.43	5,483,426.43
072 State & Local Improve Revolving (Water Supply Facilities)	849,807.23	7,049.10	8,700.60	848,155.73	848,155.73
09C Farmlands Preservation	3,040,926.59	3,040,926.59	3,040,926.59
09G Riparian Protection	(636,833.86)	3,175,000.00	1,283.93	2,536,882.21	2,536,882.21
09R Economic Development Strategic Reserve	2,367,510.71	87,323.70	2,280,187.01	2,280,187.01
10K Veterans Innovation Program	103,740.40	103,740.40	103,740.40
10P Columbia River Basin Water Supply Development	11,774,647.53	8,001,947.84	2,027,996.07	17,748,599.30	27,955.82	17,776,555.12
10R Energy Freedom	2,059,356.71	184.80	2,059,541.51	2,059,541.51
10T Hood Canal Aquatic Rehabilitation Bond	(87,407.98)	85,109.15	(2,298.83)	(2,298.83)
11F Reinvesting in Youth	382,605.67	382,605.67	382,605.67
11N Heritage Barn Preservation
11W Water Quality Capital	109,593.36	109,593.36	109,593.36
125 Site Closure	25,933,164.74	88,451.53	117,301.62	25,904,314.65	25,904,314.65
12B Green Energy Incentive
12J Boating Activities	10,000.00	10,000.00	10,000.00
12K Puget Sound Scientific Research
12R Independent Youth Housing
12W Veterans Conservation Corps
14B Budget Stabilization	269,797,855.61	25,240.01	269,823,095.62	269,823,095.62
14C Puget Sound Recovery
14G Ballast Water Management
14H Community Preservation & Development Auth	8,750.00	8,750.00	8,750.00
14L Streamlined Sales & Use Tax Mitigation	13,852,874.01	13,852,874.01	13,852,874.01
15C WA Community Tech Opportunity
15F Local Public Safety Enhancement

RECEIPTS AND DISBURSEMENTS FOR TREASURY FUNDS

	February 1, 2014	February 2014		February 28, 2014		
	Beginning Book Balance	Plus Receipts	Less Disbursements	Ending Book Balance	Outstanding Warrants	Ending Cash Balance
GENERAL FUND (Continued)						
15J Building Communities	\$	\$	\$	\$	\$	\$
15K Columbia River Water Delivery	16,173.66	16,173.66	16,173.66
15R Evergreen Job Training
16V Water Rights Processing	49,567.65	(2,390.00)	979.09	46,198.56	46,198.56
177 Judicial Retirement Administrative
17B Home Visiting Services	882,545.72	2,326,794.81	(1,444,249.09)	30.40	(1,444,218.69)
17C Opportunity Express Account	62,171.42	62,171.42	62,171.42
17E State Efficiency and Restructuring
17F Washington Opportunity Pathways	25,346,240.01	16,445,909.29	14,276,438.00	27,515,711.30	27,515,711.30
17K Basic Health Plan Stabilization
18B Columbia River Basin Tax Bond Water Supply Development	15,830,810.60	1,480.99	15,832,291.59	15,832,291.59
18H Opportunity Expansion	2,000,326.64	2,000,326.64	2,000,326.64
18K 24/7 Sobriety
18T Child and Family Reinvestment	26,864.18	(26,864.18)	(26,864.18)
19K Yakima Integrated Plan Implementation
20C Yakima Integrated Plan Implementation Taxable Bond
244 Habitat Conservation	9,962,295.45	1,534,733.09	8,427,562.36	8,427,562.36
253 Education Construction	7,049,547.50	659.50	7,050,207.00	7,050,207.00
264 Washington State Economic Development Commission
285 Growth Management Planning and Environmental Review
291 Education Savings	(387.04)	(387.04)	(387.04)
355 State Taxable Building Construction	(50,673,983.89)	86,623,712.13	13,807,508.61	22,142,219.63	2,581,508.16	24,723,727.79
359 School Constr & Skill Ctrs Bldg	668,464.51	1,230.00	667,234.51	667,234.51
489 Pension Funding Stabilization
548 LEOFF System Plan 2 Expense	45,333.14	104,641.62	83,004.17	66,970.59	261.65	67,232.24
563 Columbia River Crossing Project
565 Yakima Integrated Plan Implementation Revenue Recovery
828 Tobacco Prevention and Control	1,816,070.78	171.22	529.00	1,815,713.00	1,815,713.00
830 Agricultural College Trust Management	773,512.23	134,361.59	639,150.64	639,150.64
TOTAL GENERAL FUND	<u>\$ (307,031,156.71)</u>	<u>\$ 2,411,043,889.45</u>	<u>\$ 2,706,509,039.82</u>	<u>\$ (602,496,307.08)</u>	<u>\$ 87,725,658.73</u>	<u>\$ (514,770,648.35)</u>
SPECIAL REVENUE FUNDS						
002 Hospital Data Collection	\$ 57,838.05	\$	\$ 8,507.87	\$ 49,330.18	\$	\$ 49,330.18
003 Architects' License	842,321.12	18,284.33	36,622.83	823,982.62	239.56	824,222.18
007 Winter Recreational Program	1,516,912.28	158,042.00	108,695.49	1,566,258.79	7,376.38	1,573,635.17
014 Forest Development	12,753,894.78	203.40	(272,284.25)	13,026,382.43	6,239.03	13,032,621.46
01B ORV & Non-Highway Vehicle Account	522,029.55	201,648.37	174,230.27	549,447.65	780.83	550,228.48
01M Snowmobile	2,951,061.02	186,891.09	307,457.42	2,830,494.69	44,418.44	2,874,913.13
024 Professional Engineers'	3,016,696.85	143,260.07	135,661.23	3,024,295.69	5,139.17	3,029,434.86
026 Real Estate Commission	6,618,018.24	301,292.05	407,019.72	6,512,290.57	6,457.76	6,518,748.33

RECEIPTS AND DISBURSEMENTS FOR TREASURY FUNDS

	February 1, 2014		February 2014		February 28, 2014		
	Beginning Book Balance		Plus Receipts	Less Disbursements	Ending Book Balance	Outstanding Warrants	Ending Cash Balance
SPECIAL REVENUE FUNDS (Continued)							
027 Reclamation	\$ 3,197,604.68	\$	61,501.34	\$ 147,065.97	\$ 3,112,040.05	\$ 1,315.00	\$ 3,113,355.05
02A Surveys and Maps	854,620.26		26,181.96	20,778.43	860,023.79	13.00	860,036.79
02G Health Professions	29,529,594.20		3,854,371.02	4,755,430.42	28,628,534.80	47,821.44	28,676,356.24
02H Business Enterprises Revolving	788,125.70		96,502.98	53,378.86	831,249.82	8,647.93	839,897.75
02J Certified Public Accountants'	3,953,767.45		101,402.83	96,497.85	3,958,672.43	4,215.35	3,962,887.78
02K Death Investigations	6,153,129.62		391,862.87	1,045,857.77	5,499,134.72	67,774.08	5,566,908.80
02M Essential Rail Assistance	302,555.17		25.50	9,172.96	293,407.71	293,407.71
02N Parkland Acquisition	328,595.60	102,000.00	226,595.60	102,000.00	328,595.60
02R Aquatic Lands Enhancement	11,229,216.03		13,044.48	(114,787.44)	11,357,047.95	37,182.01	11,394,229.96
02W Timber Tax Distribution	5,314,608.12		4,291,643.70	8,718,442.95	887,808.87	27,291.37	915,100.24
030 Landowner Contingency Forest Fire Suppression	3,361,276.89		1.34	32,948.42	3,328,329.81	3,328,329.81
039 Aeronautics	3,605,239.99		203,917.58	253,070.55	3,556,087.02	14,316.88	3,570,403.90
03B Asbestos	755,018.26		21,477.50	14,456.76	762,039.00	1,250.00	763,289.00
03C Emergency Medical Services and Trauma Care System Trust	6,532,078.36		503,392.48	48,782.10	6,986,688.74	4,827.00	6,991,515.74
03F Enhanced 911	16,884,848.99		2,096,861.70	2,047,860.99	16,933,849.70	151,099.20	17,084,948.90
03N Business License	5,981,984.95		1,354,940.82	1,233,948.80	6,102,976.97	41,919.86	6,144,896.83
03P Fire Service Trust	402,631.73		11,735.00	3,293.12	411,073.61	15.00	411,088.61
03R Safe Drinking Water	1,086,058.33		1,615,824.46	139,266.68	2,562,616.11	560.19	2,563,176.30
041 Resource Management Cost	54,294,127.21		5,601.41	305,333.63	53,994,394.99	46,587.57	54,040,982.56
042 Charitable, Educational, Penal, and Reformatory Institutions	3,847,447.38		349.12	(294,481.40)	4,142,277.90	4,142,277.90
044 Waste Reduction, Recycling, and Litter Control	1,796,709.15		355,716.45	359,531.20	1,792,894.40	17,954.80	1,810,849.20
045 State Vehicle Parking	1,030,293.83		305,030.23	229,913.22	1,105,410.84	1,937.22	1,107,348.06
048 Marine Fuel Tax Refund	331,766.99		12,252.70	16,656.32	327,363.37	7,444.71	334,808.08
04E Uniform Commercial Code	2,443,752.18		66,391.88	213,784.45	2,296,359.61	822.00	2,297,181.61
04H Surface Mining Reclamation	1,109,345.67		2.59	5,800.83	1,103,547.43	584.77	1,104,132.20
04M Recreational Fisheries Enhancement	948,524.41		7,651.53	128,934.35	827,241.59	387.99	827,629.58
04R Drinking Water Assistance	22,918,346.16		13,107,743.62	12,821,328.86	23,204,760.92	612,324.52	23,817,085.44
04V Vehicle License Fraud	89,464.24		7,951.66	15,873.16	81,542.74	81,542.74
04W Waterworks Operator Certification	1,241,138.53		141,865.20	156,825.67	1,226,178.06	251.00	1,226,429.06
058 Public Works Assistance	37,849,911.39		827,930.83	150,878.96	38,526,963.26	46,732.52	38,573,695.78
05H Disaster Response	10,133,038.41		1,363,474.47	1,271,337.07	10,225,175.81	692.76	10,225,868.57
05R Drinking Water Assistance Administrative	4,152,845.97		388.58	26,449.92	4,126,784.63	4,126,784.63
05W State Drought Preparedness	603,330.26		114.04	2,610.55	600,833.75	600,833.75
06A Salmon Recovery	9,400.65	9,400.65	9,400.65
06G Real Estate Appraiser Commission	632,466.36		63,129.51	75,603.66	619,992.21	9,813.00	629,805.21
06K Lead Paint	28,457.01		2,356.00	151.61	30,661.40	30,661.40
06L Business and Professions	6,769,606.85		681,213.61	575,040.98	6,875,779.48	20,796.94	6,896,576.42
06R Real Estate Research	1,033,431.59		14,000.00	277.00	1,047,154.59	30.00	1,047,184.59
06T License Plate Technology	1,014,578.58		97,237.39	21.05	1,111,794.92	12.49	1,111,807.41
071 Warm Water Game Fish	235,410.29		6,320.21	74,431.81	167,298.69	1,166.48	168,465.17

RECEIPTS AND DISBURSEMENTS FOR TREASURY FUNDS

	February 1, 2014		February 2014		February 28, 2014	
	Beginning Book Balance	Plus Receipts	Less Disbursements	Ending Book Balance	Outstanding Warrants	Ending Cash Balance
SPECIAL REVENUE FUNDS (Continued)						
07C Vessel Response	\$ 177,821.61	\$ 100.00	\$ 118.83	\$ 177,802.78	\$	\$ 177,802.78
07R Drinking Water Assistance Repayment	89,709,616.40	8,392.47	89,718,008.87	89,718,008.87
07W Domestic Violence Prevention	1,045,074.81	45,153.77	44,489.26	1,045,739.32	1,045,739.32
080 Grade Crossing Protective	594,332.81	55.56	594,388.37	594,388.37
081 State Patrol Highway	27,088,247.36	13,410,950.86	14,599,834.54	25,899,363.68	198,230.25	26,097,593.93
082 Motorcycle Safety Education	1,394,761.98	121,170.38	87,876.65	1,428,055.71	9.00	1,428,064.71
084 Building Code Council	326,361.07	18,501.30	42,756.89	302,105.48	446.00	302,551.48
086 Fire Service Training	6,066,642.11	87,254.46	373,213.12	5,780,683.45	26,862.86	5,807,546.31
087 Park Land Trust Revolving	706,061.53	72,444.62	134,015.54	644,490.61	30.49	644,521.10
08A Education Legacy Trust	74,007,484.60	14,421,894.79	13,439,233.59	74,990,145.80	185,301.74	75,175,447.54
08G Flexible Spending Administrative	2,215,207.31	80,614.00	(17,531.67)	2,313,352.98	2,313,352.98
08H Military Department Rental and Lease	896,493.48	13,200.93	6,055.16	903,639.25	656.00	904,295.25
08K Problem Gambling	264,897.41	15,532.87	47,773.11	232,657.17	232,657.17
08M Small City Pavement and Sidewalk	1,156,883.01	75,422.18	10,313.47	1,221,991.72	1,221,991.72
08R Waste Tire Removal	2,779,328.18	211,338.90	168,253.51	2,822,413.57	2,822,413.57
094 Transportation Infrastructure	7,844,864.88	769.26	5,191.70	7,840,442.44	7,840,442.44
095 Electrical License	9,680,351.72	1,339,026.68	1,502,770.66	9,516,607.74	10,339.81	9,526,947.55
096 Highway Infrastructure	2,381,644.37	222.81	2,381,867.18	2,381,867.18
097 Recreational Vehicle	1,643,790.84	29,111.49	1,672,902.33	6.00	1,672,908.33
099 Puget Sound Capital Construction	17,618,818.74	1,914,365.22	3,169,103.35	16,364,080.61	83,156.16	16,447,236.77
09E Freight Mobility Investment	8,844,562.78	857.50	8,845,420.28	8,845,420.28
09F High-Occupancy Toll Lanes Operations	1,803,730.43	165.40	(32,452.33)	1,836,348.16	19.19	1,836,367.35
09H Transportation Partnership	366,397,798.41	174,589,113.68	36,195,972.33	504,790,939.76	882,133.25	505,673,073.01
09M Aquatic Invasive Species Enforcement	358,229.23	1,127.00	359,356.23	359,356.23
09N Aquatic Invasive Species Prevention	207,164.56	3,417.00	16,906.92	193,674.64	193,674.64
09P City-County Assistance	883,636.51	614,185.07	11,974.13	1,485,847.45	11,888.29	1,497,735.74
09T Washington Main Street Trust Fund	67,596.71	67,596.71	67,596.71
102 Rural Arterial Trust	15,485,252.83	1,485,613.27	1,769,887.27	15,200,978.83	2,814.67	15,203,793.50
104 State Wildlife	17,434,208.94	996,237.47	3,724,985.30	14,705,461.11	124,317.45	14,829,778.56
106 Highway Safety	11,621,307.23	10,241,090.45	9,457,285.35	12,405,112.33	128,450.66	12,533,562.99
107 Liquor Excise Tax	10,235,725.74	(11,238,955.25)	(1,003,229.51)	(1,003,229.51)
108 Motor Vehicle	142,176,916.38	87,747,224.40	98,521,613.58	131,402,527.20	2,208,165.84	133,610,693.04
109 Puget Sound Ferry Operations	40,533,754.36	12,047,226.18	18,142,573.61	34,438,406.93	609,465.42	35,047,872.35
10A Aquatic Algae Control	255,230.75	2,254.00	23,121.52	234,363.23	234,363.23
10B Home Security Fund	2,785,935.43	1,122,293.26	2,370,560.45	1,537,668.24	49,218.48	1,586,886.72
10G Water Rights Tracking System	264,686.30	264,686.30	264,686.30
10H Job Development
110 Special Wildlife	4,479,969.27	1,961.06	50,641.89	4,431,288.44	44.36	4,431,332.80
111 Public Service Revolving	9,960,524.93	(31,151.28)	1,203,764.53	8,725,609.12	23,746.19	8,749,355.31
113 Common School Construction	93,181,985.40	(1,660,239.42)	48,352,403.39	43,169,342.59	704,624.77	43,873,967.36

RECEIPTS AND DISBURSEMENTS FOR TREASURY FUNDS

	February 1, 2014		February 2014		February 28, 2014		
	Beginning Book Balance		Plus Receipts	Less Disbursements	Ending Book Balance	Outstanding Warrants	Ending Cash Balance
SPECIAL REVENUE FUNDS (Continued)							
116 Basic Data	\$ 84,514.36	\$	\$	\$	\$ 84,514.36	\$	\$ 84,514.36
119 Unemployment Compensation Administration	127,597.29	11,892,030.96	12,033,488.98	(13,860.73)	629,870.44	616,009.71	
11B Regional Mobility Grant Program	23,042,191.91	2,220.44	764,474.65	22,279,937.70	22,279,937.70	
11E Freight Mobility Multimodal	6,563,599.04	715.81	591,317.36	5,972,997.49	5,972,997.49	
11H Forest and Fish Support	4,901,905.59	412,455.50	541,879.92	4,772,481.17	52,872.00	4,825,353.17	
11K Washington Auto Theft Prevention Authority	4,379,364.28	557,679.73	1,725,636.20	3,211,407.81	3,211,407.81	
120 Administrative Contingency	6,371,275.79	909,253.08	438,519.93	6,842,008.94	3,388.72	6,845,397.66	
12C Affordable Housing For All	6,430,671.89	293,461.83	343,849.35	6,380,284.37	6,380,284.37	
12M Charitable Organization Education	853,720.07	19,095.00	8,109.86	864,705.21	261.85	864,967.06	
12T Traumatic Brain Injury	2,082,509.99	107,220.95	120,482.39	2,069,248.55	21,423.06	2,090,671.61	
134 Employment Services Administrative	14,109,010.25	226,849.00	368,341.42	13,967,517.83	152.42	13,967,670.25	
138 Insurance Commissioner's Regulatory	15,456,944.80	12,320.95	1,989,917.35	13,479,348.40	3,860.73	13,483,209.13	
144 Transportation Improvement	35,927,896.63	7,501,634.71	5,502,827.66	37,926,703.68	5,398.24	37,932,101.92	
146 Firearms Range	1,216,217.05	24,489.00	60,961.02	1,179,745.03	24,383.78	1,204,128.81	
14A Wildlife Rehabilitation	399,143.87	13,136.54	5,939.33	406,341.08	875.20	407,216.28	
14M Financial Fraud & ID Theft	649,433.31	27,699.00	759.40	676,372.91	676,372.91	
14R Military Active State Service	
14V Ignition Interlock Device	1,855,924.27	115,740.00	221,451.44	1,750,212.83	1,287.37	1,751,500.20	
150 Low-Income Weatherization/ Structural Rehabilitation Assistance	2,662,390.21	50,243.80	77,142.97	2,635,491.04	2,635,491.04	
153 Rural Mobility Grant Program	1,448,882.42	173.97	489,002.30	960,054.09	960,054.09	
154 New Motor Vehicle Arbitration	1,469,995.04	43,125.00	36,882.18	1,476,237.86	7,544.22	1,483,782.08	
158 Aquatic Land Dredged Material Disposal Site	299,083.42	6,661.37	292,422.05	292,422.05	
159 Parks Improvement	693,722.13	2,289.28	518.39	695,493.02	695,493.02	
15H Cleanup Settlement	92,978,070.26	8,739.98	1,387,957.52	91,598,852.72	50,643.44	91,649,496.16	
15M Biotoxin	484,722.87	6,765.00	71,459.39	420,028.48	468.00	420,496.48	
15P Energy Recovery Act	1,372,489.94	12,549.07	1,385,039.01	775,702.97	2,160,741.98	
160 Wood Stove Education and Enforcement	391,106.59	16,830.00	36,679.33	371,257.26	371,257.26	
162 Farm Labor Contractor	46,098.86	885.00	46,983.86	46,983.86	
167 Natural Resources Conservation Areas Stewardship	227,938.35	227,938.35	227,938.35	
16A Judicial Stabilization Trust	1,973,542.49	481,063.11	1,112,624.12	1,341,981.48	102,580.92	1,444,562.40	
16J SR 520 Corridor	368,052,043.31	(2,134,001.28)	33,418,006.04	332,500,035.99	1,193.69	332,501,229.68	
16M Appraisal Management Company	314,847.19	14,400.00	4,668.60	324,578.59	35.25	324,613.84	
16P Marine Resources Stewardship Trust	691,629.21	64.72	3,683.68	688,010.25	688,010.25	
16W Hospital Safety Net Assessment	30,504,106.01	409,182.09	822,853.71	30,090,434.39	30,090,434.39	
172 Basic Health Plan Trust	20,346.16	3,578.82	2,411.61	21,513.37	23,500.90	45,014.27	
173 State Toxics Control	65,620,323.87	7,778,275.41	10,105,382.90	63,293,216.38	144,107.23	63,437,323.61	
174 Local Toxics Control	117,483,473.20	5,133,617.19	2,910,614.87	119,706,475.52	456,328.21	120,162,803.73	
176 Water Quality Permit	8,868,591.16	3,445,537.48	1,112,107.59	11,202,021.05	9,202.84	11,211,223.89	
17N Complete Streets Grant Program	
17P SR520 Civil Penalties	7,475,645.54	677.75	(361,934.10)	7,838,257.39	91.38	7,838,348.77	

RECEIPTS AND DISBURSEMENTS FOR TREASURY FUNDS

	February 1, 2014		February 2014		February 28, 2014		
	Beginning Book Balance		Plus Receipts	Less Disbursements	Ending Book Balance	Outstanding Warrants	Ending Cash Balance
SPECIAL REVENUE FUNDS (Continued)							
17T Health Benefit Exchange	\$ 664,191.76	\$	\$ 3,400.00	\$ 660,791.76	\$	\$ 660,791.76	
17W Limousine Carriers	5,954.94	500.40	6,455.34	6,455.34	
182 Underground Storage Tank	1,145,032.27	88,692.57	168,759.94	1,064,964.90	1,064,964.90	
186 County Arterial Preservation	1,858,804.04	1,145,167.54	1,178,417.81	1,825,553.77	2,098.58	1,827,652.35	
18J Capital Vessel Replacement	1,895,115.97	253,672.58	2,148,788.55	2,148,788.55	
18L Hydraulic Project Approval	280,435.87	26,723.00	22,846.39	284,312.48	1,050.00	285,362.48	
18W Public Transportation Grant Program	
199 Biosolids Permit	1,076,533.42	45,852.40	1,030,681.02	174.32	1,030,855.34	
19A Medicaid Fraud Penalty	19,475,164.59	4,822.58	219,842.21	19,260,144.96	3,375.69	19,263,520.65	
19C Forest Practice Application	1,151,474.03	1.24	(37,108.27)	1,188,583.54	1,188,583.54	
19G Environmental Legacy Stewardship	70,575,601.87	1.65	2,649,096.70	67,926,506.82	88,740.14	68,015,246.96	
200 Regional Fisheries Enhancement Salmonid Recovery	1,814,930.14	128,887.53	1,686,042.61	1,686,042.61	
201 Department of Licensing Services	885,054.93	194,495.83	249,681.57	829,869.19	24,815.22	854,684.41	
202 Medical Test Site Licensure	1,953,850.42	10,735.01	158,583.31	1,806,002.12	75.51	1,806,077.63	
203 Passenger Ferry	27.39	27.39	27.39	
204 Volunteer Fire Fighters' and Reserve Officers' Administrative	626,616.59	60.73	30,471.73	596,205.59	110.39	596,315.98	
207 Hazardous Waste Assistance	1,928,589.08	929.71	152,754.00	1,776,764.79	75.74	1,776,840.53	
20B Brownfield Redevelopment Trust Fund	
20R Radioactive Mixed Waste	2,075,233.93	1,600,009.87	477,776.81	3,197,466.99	3,278.82	3,200,745.81	
215 Special Category C	1,770,249.82	74,032.50	1,844,282.32	1,844,282.32	
216 Air Pollution Control	1,786,801.61	(53,768.95)	144,069.65	1,588,963.01	403.16	1,589,366.17	
217 Oil Spill Prevention	4,020,637.12	119,988.48	213,779.19	3,926,846.41	327.80	3,927,174.21	
218 Multimodal Transportation	64,026,447.83	4,585,448.87	9,445,379.28	59,166,517.42	312,926.20	59,479,443.62	
222 Freshwater Aquatic Weeds	531,508.67	22,053.00	84,993.75	468,567.92	49.14	468,617.06	
223 State Oil Spill Response	9,672,016.08	42.00	9,671,974.08	9,671,974.08	
234 Public Works Administration	9,069,351.25	331,487.86	241,805.33	9,159,033.78	58,900.81	9,217,934.59	
235 Youth Tobacco Prevention	577,069.01	41,286.30	4,196.20	614,159.11	614,159.11	
237 Recreation Access Pass	844,878.47	(128,782.87)	3,405.00	712,690.60	3,375.00	716,065.60	
260 University of Washington Operating Fees	
262 Manufactured Home Installation Training	269,266.39	16,482.40	14,583.11	271,165.68	52.00	271,217.68	
263 Community and Economic Development Fee	2,455,650.43	100,669.22	157,069.74	2,399,249.91	69.45	2,399,319.36	
267 Recreation Resources	4,130,128.10	496,308.05	273,389.73	4,353,046.42	363.06	4,353,409.48	
268 Nonhighway and Off-Road Vehicle Activities (NOVA) Program	5,711,708.74	342,520.72	490,729.30	5,563,500.16	93,980.06	5,657,480.22	
269 Parks Renewal and Stewardship	24,058,490.89	3,128,856.23	3,715,323.09	23,472,024.03	179,616.35	23,651,640.38	
271 Washington State University Operating Fees	
275 Central Washington University Operating Fees	
277 State Agency Parking	180,825.58	9,580.00	12,697.47	177,708.11	177,708.11	
296 Columbia River Basin Water Supply Rev Recovery	512,496.82	48.01	512,544.83	512,544.83	
315 Dedicated Marijuana Fund	1,763,075.00	7,000.00	1,770,075.00	1,770,075.00	
319 Public Health Supplemental	1,180,272.29	15,116.10	89,723.81	1,105,664.58	9,868.51	1,115,533.09	

RECEIPTS AND DISBURSEMENTS FOR TREASURY FUNDS

	February 1, 2014	February 2014		February 28, 2014		
	Beginning Book Balance	Plus Receipts	Less Disbursements	Ending Book Balance	Outstanding Warrants	Ending Cash Balance
SPECIAL REVENUE FUNDS (Continued)						
404 State Treasurer's Service	\$ 8,682,666.34	\$ 1,527,429.61	\$ 722,600.12	\$ 9,487,495.83	\$ 19,326.42	\$ 9,506,822.25
408 Coastal Protection	1,031,283.85	7,047.84	26,448.34	1,011,883.35	22,887.94	1,034,771.29
441 Local Government Archives	1,763,213.64	234,647.06	206,971.63	1,790,889.07	1,790,889.07
500 Perpetual Surveillance and Maintenance	44,975,037.92	4,207.31	1,108.16	44,978,137.07	44,978,137.07
507 Oyster Reserve Land	759,226.67	71.79	13,633.40	745,665.06	88.31	745,753.37
511 Tacoma Narrows Toll Bridge	10,478,758.87	(4,950,563.20)	(2,806,373.82)	8,334,569.49	2,136.75	8,336,706.24
513 Derelict Vessel Removal	586,328.12	6,792.00	107,921.32	485,198.80	28,919.83	514,118.63
532 Washington Housing Trust	10,795,162.15	328,308.60	2,665,048.05	8,458,422.70	939.71	8,459,362.41
535 Alaskan Way Viaduct Replacement Project
549 Election	6,764,957.31	637.53	206,787.39	6,558,807.45	6,558,807.45
550 Transportation 2003	100,690,929.06	126,458,453.50	12,234,353.56	214,915,029.00	160,767.80	215,075,796.80
562 Skilled Nursing Facility Safety Net Trust	3,976,002.24	274.92	350,851.24	3,625,425.92	3,625,425.92
564 Water Pollution Control Revolving Administration
571 Multiuse Roadway Safety	1,728.09	420.15	2,148.24	2,148.24
595 I-405 Express Toll Lanes Operations
600 Department of Retirement Systems Expense	5,761,651.56	2,624,204.93	2,107,464.32	6,278,392.17	4,462.24	6,282,854.41
689 Rural Washington Loan	10,510,497.53	983.27	10,511,480.80	10,511,480.80
727 Water Pollution Control Revolving	136,452,701.64	2,705,669.74	6,625,908.77	132,532,462.61	132,532,462.61
733 Capitol Campus Reserve	(3,998,064.00)	617,814.68	689.66	(3,380,938.98)	(3,380,938.98)
777 Prostitution Prevention and Intervention	134,034.78	419.51	134,454.29	134,454.29
785 State Educational Trust Fund	4,990,205.80	33,950.07	65,201.14	4,958,954.73	828.09	4,959,782.82
818 Youth Athletic Facility	184,544.96	21.21	184,566.17	184,566.17
825 Tobacco Settlement
874 OASI Revolving	136,415.92	10,594.46	125,821.46	10.29	125,831.75
887 Public Facilities Construction Loan Revolving	26,469,914.07	324,256.92	171,260.95	26,622,910.04	450.00	26,623,360.04
888 Deferred Compensation Administrative	1,876,333.76	(44,814.16)	681,054.24	1,150,465.36	709.79	1,151,175.15
893 Radiation Perpetual Maintenance	334,329.73	31.28	334,361.01	334,361.01
TOTAL SPECIAL REVENUE FUNDS	\$ 2,696,492,333.71	\$ 520,213,374.32	\$ 408,759,034.76	\$ 2,807,946,673.27	\$ 9,938,791.11	\$ 2,817,885,464.38
DEBT SERVICE FUNDS						
303 Highway Bond Retirement	\$ 101,991,294.53	\$ 51,632,721.19	\$ 93,818,158.94	\$ 59,805,856.78	\$	\$ 59,805,856.78
304 Ferry Bond Retirement	1,940,215.85	1,300,093.36	3,240,309.21	3,240,309.21
305 Transportation Improvement Board Bond Retirement	869,396.64	250,070.85	169,125.00	950,342.49	950,342.49
347 Washington State University Bond Retirement	16,262,905.19	1,249,105.13	(11,404.03)	17,523,414.35	17,523,414.35
348 University of Washington Bond Retirement	6,790,824.08	139,762.86	(366,797.79)	7,297,384.73	7,297,384.73
380 Debt-Limit General Fund Bond Retirement
381 Debt-Limit Reimbursable Bond Retirement
382 Nondebt-Limit General Fund Bond Retirement
383 Nondebt-Limit Reimbursable Bond Retirement	9,165,237.50	9,165,237.50
384 Nondebt-Limit Proprietary Appropriated Bond Retirement

RECEIPTS AND DISBURSEMENTS FOR TREASURY FUNDS

		February 1, 2014	February 2014		February 28, 2014		
		Beginning Book Balance	Plus Receipts	Less Disbursements	Ending Book Balance	Outstanding Warrants	Ending Cash Balance
DEBT SERVICE FUNDS (Continued)							
385	Nondebt-Limit Proprietary Nonappropriated Bond Retirement	\$	\$	\$	\$	\$	\$
386	Nondebt-Limit Revenue Bond Retirement
389	Toll Facility Bond Retirement	22,756,943.99	2,169,052.34	24,925,996.33	24,925,996.33
TOTAL DEBT SERVICE FUNDS		\$ 150,611,580.28	\$ 65,906,043.23	\$ 102,774,319.62	\$ 113,743,303.89	\$	\$ 113,743,303.89
CAPITAL PROJECTS FUNDS							
01L	Higher Education Construction	\$	\$	\$	\$	\$	\$
036	Capitol Building Construction	1,584,515.33	(375.26)	(428,515.14)	2,012,655.21	2,012,655.21
056	State Higher Education Construction	242,673.64	22.70	242,696.34	242,696.34
057	State Building Construction	91,134,266.25	371,880,168.12	44,110,844.24	418,903,590.13	763,668.20	419,667,258.33
060	Community and Technical College Capital Projects	28,700,276.40	9,139,574.51	2,332,484.14	35,507,366.77	35,507,366.77
061	Eastern Washington University Capital Projects	7,099,426.58	499,490.18	312,775.86	7,286,140.90	7,286,140.90
062	Washington State University Building	4,136,210.13	357.12	1,070,024.02	3,066,543.23	3,066,543.23
063	Central Washington University Capital Projects	3,407,277.28	182,501.34	1,431,169.22	2,158,609.40	2,158,609.40
064	University of Washington Building	8,924,099.26	44,056.60	2,408,689.89	6,559,465.97	6,559,465.97
065	Western Washington University Capital Projects	2,913,737.37	182,465.42	311,883.33	2,784,319.46	2,784,319.46
066	The Evergreen State College Capital Projects	2,013,731.19	615,169.55	(2,894.47)	2,631,795.21	2,631,795.21
075	State Social and Health Services Construction	5,371.39	5,371.39	5,371.39
245	Public Safety Reimbursable Bond	4.12	4.12	4.12
246	Community and Technical College Forest Reserve	1,610,916.15	0.29	(561,901.78)	2,172,818.22	2,172,818.22
289	Thurston County Capital Facilities	464,107.42	1,119,169.08	43,660.22	1,539,616.28	1,539,616.28
357	Gardner-Evans Higher Education Construction	2,819,689.50	137,340.85	2,682,348.65	2,682,348.65
364	Military Department Capital	3,734,203.02	2,760.42	3,731,442.60	3,731,442.60
TOTAL CAPITAL PROJECTS FUNDS		\$ 158,790,505.03	\$ 383,662,599.65	\$ 51,168,320.80	\$ 491,284,783.88	\$ 763,668.20	\$ 492,048,452.08
PERMANENT FUNDS							
04B	Natural Resources Real Property Replacement	\$ 13,546,961.45	\$ 1,537.14	\$	\$ 13,548,498.59	\$	\$ 13,548,498.59
601	Agricultural Permanent	638,140.95	422,964.08	215,176.87	215,176.87
603	Millersylvania Park Trust	5,363.48	0.50	5,363.98	5,363.98
604	Normal School Permanent	58,625.88	(6,557.79)	65,183.67	65,183.67
605	Permanent Common School	88,106.95	47,803.32	65,084.48	70,825.79	70,825.79
606	Scientific Permanent	118,502.97	(39,279.92)	157,782.89	157,782.89
607	State University Permanent	101,552.67	1,089.82	100,462.85	100,462.85
851	Developmental Disabilities Community Trust	215,072.94	110,020.12	325,093.06	325,093.06
TOTAL PERMANENT FUNDS		\$ 14,772,327.29	\$ 159,361.08	\$ 443,300.67	\$ 14,488,387.70	\$	\$ 14,488,387.70
ENTERPRISE FUNDS							
401	Correctional Industries	\$ 7,493,194.14	\$ 5,793,001.76	\$ 4,911,240.80	\$ 8,374,955.10	\$ 170,202.40	\$ 8,545,157.50
407	Secretary of State's Revolving	6,188,027.51	604,285.49	415,321.38	6,376,991.62	4,895.00	6,381,886.62
578	Lottery Administrative	72,753.66	884,419.91	975,068.98	(17,895.41)	20,376.14	2,480.73
608	Accident	7,067,112.17	180,839,334.99	186,338,272.34	1,568,174.82	12,424,259.70	13,992,434.52

RECEIPTS AND DISBURSEMENTS FOR TREASURY FUNDS

		February 1, 2014	February 2014		February 28, 2014		
		Beginning Book Balance	Plus Receipts	Less Disbursements	Ending Book Balance	Outstanding Warrants	Ending Cash Balance
ENTERPRISE FUNDS (Continued)							
609	Medical Aid	\$ 4,036,267.25	\$ 119,826,266.30	\$ 122,591,228.93	\$ 1,271,304.62	\$ 3,669,662.30	\$ 4,940,966.92
610	Accident Reserve	742,834.42	46,278,775.35	47,380,449.66	(358,839.89)	599,588.16	240,748.27
881	Supplemental Pension	2,146,573.29	95,062,245.18	96,563,669.90	645,148.57	1,461,610.70	2,106,759.27
883	Second Injury	66,273,231.44	7,967,086.75	85,604.25	74,154,713.94	13,506.15	74,168,220.09
TOTAL ENTERPRISE FUNDS		\$ 94,019,993.88	\$ 457,255,415.73	\$ 459,260,856.24	\$ 92,014,553.37	\$ 18,364,100.55	\$ 110,378,653.92
INTERNAL SERVICE FUNDS							
006	Public Records Efficiency, Preservation & Access	\$ 2,152,058.61	\$ 166,744.08	\$ 220,539.58	\$ 2,098,263.11	\$ 241.90	\$ 2,098,505.01
405	Legal Services Revolving	13,436,634.01	9,454,529.41	9,206,218.70	13,684,944.72	173,505.18	13,858,449.90
410	Transportation Equipment	15,605,086.47	1,061,904.72	527,325.16	16,139,666.03	45,871.39	16,185,537.42
415	Personnel Service	5,285,822.71	64,350.15	437,496.84	4,912,676.02	3,041.97	4,915,717.99
418	State Health Care Authority Administrative	336,366.44	1,187,908.58	937,387.44	586,887.58	112.91	587,000.49
455	Higher Education Personnel Service	535,825.22	3,742.06	78,235.60	461,331.68	478.13	461,809.81
483	Auditing Services Revolving	866,878.57	264,752.79	492,631.97	638,999.39	1,054.31	640,053.70
484	Administrative Hearings Revolving	(77,015.16)	1,627,328.54	1,617,193.07	(66,879.69)	13,841.25	(53,038.44)
TOTAL INTERNAL SERVICE FUNDS		\$ 38,141,656.87	\$ 13,831,260.33	\$ 13,517,028.36	\$ 38,455,888.84	\$ 238,147.04	\$ 38,694,035.88
PENSION TRUST FUNDS							
614	Volunteer Firefighters' Relief and Pension Principal	\$ 2,377,184.19	\$ 267,862.94	\$ 975,320.09	\$ 1,669,727.04	\$ 105,710.40	\$ 1,775,437.44
615	State Patrol - Plan1	720,655.61	4,569,509.52	4,581,624.47	708,540.66	61,504.14	770,044.80
616	Judges' Retirement	1,145,625.91	110.03	37,023.52	1,108,712.42	1,108,712.42
630	State Patrol - Plan 2	320,179.17	356,519.65	404,460.22	272,238.60	272,238.60
631	Public Employees' Retirement System Plan 1	9,872,627.85	139,457,234.18	139,551,511.28	9,778,350.75	2,233,319.45	12,011,670.20
632	Teachers' Retirement System Plan 1	7,767,368.14	94,437,933.65	94,541,079.21	7,664,222.58	1,657,816.55	9,322,039.13
633	School Employees' Retirement System Combined Plan 2 & 3	4,703,451.63	33,890,792.26	33,440,418.67	5,153,825.22	383,340.70	5,537,165.92
635	Public Safety Employees Retirement System Plan 2	285,870.67	4,014,916.55	3,738,283.27	562,503.95	56,757.59	619,261.54
641	Public Employees' Retirement System Combined Plan 2 & 3	6,920,644.26	149,107,126.36	146,679,398.24	9,348,372.38	1,453,759.61	10,802,131.99
642	Teachers' Retirement System Combined Plan 2 and 3	11,708,909.15	84,549,514.24	85,565,622.74	10,692,800.65	148,054.65	10,840,855.30
722	Deferred Compensation Principal	5,485,916.76	34,888,189.71	32,705,234.79	7,668,871.68	16.66	7,668,888.34
729	Judicial Retirement Principal	9,028.26	194,360.76	194,359.88	9,029.14	9,029.14
819	LEOFFS Plan 1 Retirement	2,374,487.72	29,530,502.11	29,551,176.87	2,353,812.96	905,664.15	3,259,477.11
829	LEOFFS Plan 2 Retirement	1,801,553.96	31,605,921.74	31,621,185.00	1,786,290.70	616,495.42	2,402,786.12
882	Washington Judicial Retirement System	6,457,520.21	622.66	786,505.30	5,671,637.57	10,978.11	5,682,615.68
TOTAL PENSION TRUST FUNDS		\$ 61,951,023.49	\$ 606,871,116.36	\$ 604,373,203.55	\$ 64,448,936.30	\$ 7,633,417.43	\$ 72,082,353.73
AGENCY FUNDS							
01P	Suspense	\$ 7,502,883.67	\$ 10,943,557.25	\$ 11,333,069.78	\$ 7,113,371.14	\$ 349,005.90	\$ 7,462,377.04
01R	Undistributed Receipts	152,841.40	390,738.65	543,580.05	543,580.05
01T	Local Leasehold Excise Tax	4,877,176.67	255,000.77	5,113,295.21	18,882.23	18,882.23
034	Local Sales and Use Tax	27,315.83	27,315.83
035	State Payroll Revolving	21,487,867.19	380,649,868.59	385,761,682.95	16,376,052.83	2,171,194.67	18,547,247.50

RECEIPTS AND DISBURSEMENTS FOR TREASURY FUNDS

	February 1, 2014	February 2014		February 28, 2014		
	Beginning Book Balance	Plus Receipts	Less Disbursements	Ending Book Balance	Outstanding Warrants	Ending Cash Balance
AGENCY FUNDS (Continued)						
165 Salary Reduction	\$ 4,140,690.84	\$ 2,209,999.04	\$ 2,782,854.88	\$ 3,567,835.00	\$ 489.50	\$ 3,568,324.50
768 Local Real Estate Excise Tax	52,968.83	250,264.82	303,233.65
795 State Investment Board Commingled Monthly Bond	0.01	0.01	0.01
865 State Investment Board Commingled Trust	27,993.77	27,993.77
877 OASI Contribution
TOTAL AGENCY FUNDS	\$ 38,214,428.61	\$ 394,754,738.72	\$ 405,349,446.07	\$ 27,619,721.26	\$ 2,520,690.07	\$ 30,140,411.33
TOTAL TREASURY FUNDS	\$ 2,945,962,692.45	\$ 4,853,697,798.87	\$ 4,752,154,549.89	\$ 3,047,505,941.43	\$ 127,184,473.13	\$ 3,174,690,414.56

RECEIPTS AND DISBURSEMENTS FOR TREASURER'S TRUST FUNDS

	February 1, 2014		February 2014		February 28, 2014	
	Beginning Book Balance	Plus Receipts	Less Disbursements	Ending Book Balance	Outstanding Warrants	Ending Cash Balance
GENERAL FUND						
06N Local Tax Administration	\$	\$	\$	\$	\$	\$
07F Commercial Fisheries Buyback
08B Foster Care Endowed Scholarship Trust	15,276.08	1.43	15,277.51	15,277.51
08E Individual Development Account Program	62,286.67	9,410.82	2,500.00	69,197.49	69,197.49
08N State Financial Aid	34,537,990.74	14,290,127.27	14,458,615.67	34,369,502.34	22,520.06	34,392,022.40
08T Transportation Innovative Partnership
10L Health Insurance Partnership
10V Invasive Species Council
10W Family and Medical Leave Enforcement
11M Poet Laureate	5,115.55	5,115.55	5,115.55
11R Hospital Infection Control Grant
12A Tourism Enterprise
12L Outdoor Education and Recreation Prog	42,103.42	42,103.42	42,103.42
12P Geoduck Aquaculture Research
131 Fair	2,105,521.16	197.16	4,974.48	2,100,743.84	2,100,743.84
132 State Trade Fair
14F Family Leave Insurance	389,417.50	36.43	389,453.93	389,453.93
14P Skeletal Human Remains Assistance	399,700.08	399,700.08	399,700.08
15B Food Animal Vet Scholarship
15G Prev/Reduce Owner-Occupied Foreclosure Program
15N Business Assistance
16C Real Estate/Property Tax Admin Assistance	23,762.50	47,310.00	27,337.50	43,735.00	43,735.00
16F Washington State Flag	410.96	410.96	410.96
16K Mortgage Recovery
16R Multiagency Permitting Team	91,705.74	8.62	12,232.19	79,482.17	79,482.17
17R Aerospace Training Student Loan	1,872,832.70	40,301.40	13,303.68	1,899,830.42	1,899,830.42
18C Native Education Public-Private Partnership
18F High School Completion
18G Opportunity Scholarship Match Transfer
18N Damage Prevention
18P Shelter to Housing Project	454,945.11	57,457.65	397,487.46	57,457.65	454,945.11
18V Science, Technology, Engineering and Math Education Lighthouse
19J Universal Communications Services	47,000.00	47,000.00	47,000.00
290 Savings Incentive	3,779,815.48	37,331.72	3,742,483.76	3,742,483.76
490 Regional Transportation Investment District
514 Agricultural Conservation Easements
534 Washington Graduate Fellowship Trust	489.80	489.80	489.80
551 Homeless Families Services	124,634.31	124,634.31	124,634.31
552 Conservation Assistance Revolving	487,002.97	4,060.08	3,932.00	487,131.05	487,131.05
646 Higher Ed Retirement Plan Supplemental Benefit	17,061.53	992,508.90	987,000.00	22,570.43	22,570.43

RECEIPTS AND DISBURSEMENTS FOR TREASURER'S TRUST FUNDS

		February 1, 2014	February 2014		February 28, 2014		
		Beginning Book Balance	Plus Receipts	Less Disbursements	Ending Book Balance	Outstanding Warrants	Ending Cash Balance
GENERAL FUND (Continued)							
653	Washington Distinguished Professorship Trust	\$	\$	\$	\$	\$	\$
743	College Faculty Awards Trust	186.14	186.14	186.14
747	Health Professional Loan Repayment & Scholarship Program	4,299,833.40	5,291.38	120,385.43	4,184,739.35	5,283.19	4,190,022.54
748	Higher Education Coord. Board for Innovation and Quality
781	Cross-State Trail	473.10	473.10	473.10
793	Health Insurance Pool
817	Stadium and Exhibition Center Construction
835	Four Year Student Child Care in Higher Education	52,864.90	6,435.30	46,429.60	46,429.60
837	Washington's Promise Scholarship	7.85	7.85	7.85
TOTAL GENERAL FUND		<u>\$ 48,810,437.69</u>	<u>\$ 15,389,253.49</u>	<u>\$ 15,731,505.62</u>	<u>\$ 48,468,185.56</u>	<u>\$ 85,260.90</u>	<u>\$ 48,553,446.46</u>
SPECIAL REVENUE FUNDS							
01F	Crime Victims' Compensation	\$ 2,954,072.96	\$ 53,324.40	\$	\$ 3,007,397.36	\$	\$ 3,007,397.36
025	Pilotage	1,170,024.62	555.61	61,427.78	1,109,152.45	1,109,152.45
03K	Industrial Insurance Premium Refund	1,654,373.17	155.53	95,968.09	1,558,560.61	134.88	1,558,695.49
04F	Real Estate Education Program	871,230.70	1,910.91	1,484.64	871,656.97	871,656.97
06H	Oral History, State Library, and Archives	81,229.44	41.32	5,026.17	76,244.59	216.27	76,460.86
06J	Securities Prosecution	473,489.97	28,100.00	4,357.26	497,232.71	7,007.70	504,240.41
07A	Mortgage Lending Fraud Prosecution	870,133.48	14,467.45	76,789.16	807,811.77	76,789.16	884,600.93
07B	Organ and Tissue Donation Awareness	107,413.40	21,454.97	59,719.71	69,148.66	69,148.66
07E	Contract Harvesting Revolving	5,553,197.79	533.39	(826,447.55)	6,380,178.73	43,775.00	6,423,953.73
07J	"Helping Kids Speak"	2,760.34	2,506.01	5,266.35	5,266.35
07K	Special License Plate Applicant Trust
07L	Legislative International Trade	4,682.32	194.95	4,487.37	4,487.37
07N	Produce Railcar Pool	90,519.31	8.47	90,527.78	90,527.78
07T	Commemorative Works	3,231.15	0.30	3,231.45	3,231.45
07V	Fish and Wildlife Enforcement Reward	1,016,433.23	18,013.55	12,085.29	1,022,361.49	224.52	1,022,586.01
08C	Gonzaga University Alumni Association	4,632.69	2,918.99	7,551.68	7,551.68
08F	Lighthouse Environmental Programs	12,156.64	6,899.67	19,056.31	19,056.31
08J	Prescription Drug Consortium	54,129.73	54,129.73	54,129.73
08L	"Ski & Ride Washington"	4,845.55	3,656.34	8,501.89	8,501.89
08P	State Parks Education and Enhancement	479,382.15	6,796.99	486,179.14	486,179.14
08V	Veterans Stewardship	688,724.78	32,108.92	30,968.31	689,865.39	30.29	689,895.68
08W	"Washington's National Park Fund"	15,199.23	9,088.33	24,287.56	24,287.56
098	Eastern Washington Pheasant Enhancement	472,444.40	5,235.49	34,696.84	442,983.05	442,983.05
09A	We Love Our Pets	12,303.58	4,955.98	17,259.56	17,259.56
09B	Boating Safety Education Certification	430,598.86	12,525.00	11,555.68	431,568.18	155.00	431,723.18
09J	Washington Coastal Crab Pot Buoy Tag	97,670.56	1,375.00	50.73	98,994.83	98,994.83
09K	Life Sciences Discovery	22,486,184.07	2,178.17	512,839.52	21,975,522.72	32,601.05	22,008,123.77
09L	Nursing Resource Center	55,209.93	40,395.00	2,025.91	93,579.02	40.00	93,619.02

RECEIPTS AND DISBURSEMENTS FOR TREASURER'S TRUST FUNDS

	February 1, 2014		February 2014		February 28, 2014		
	Beginning Book Balance		Plus Receipts	Less Disbursements	Ending Book Balance	Outstanding Warrants	Ending Cash Balance
SPECIAL REVENUE FUNDS (Continued)							
10F "Share the Road"	\$ 27,526.37	\$	6,960.35	\$	\$ 34,486.72	\$	\$ 34,486.72
11A Employment Training Finance	2,075,550.49		13,251.16	(57,680.34)	2,146,481.99	2,146,481.99
11J Electronic Products Recycling	571,555.79		8,971.00	19,387.40	561,139.39	1.55	561,140.94
11P Large On-Site Sewage Systems
11V Veteran Estate Management	13,330.62		33,259.99	33,662.59	12,928.02	12,928.02
126 Agricultural Local	16,915,490.32		2,086,147.09	2,173,513.79	16,828,123.62	38,114.06	16,866,237.68
128 Grain Inspection Revolving	3,655,447.26		383,689.41	629,284.73	3,409,851.94	21,027.71	3,430,879.65
12E Assisted Living Facility Management	457,383.26		(36,641.68)	494,024.94	494,024.94
12F Manufactured/Mobile Home Dispute Resol	1,896,426.38		54,335.39	29,838.72	1,920,923.05	121.86	1,921,044.91
12G Rockfish Research	584,962.38		2,152.00	2,796.87	584,317.51	35.00	584,352.51
12H Uniformed Service Shared Leave Pool	594,049.16		(418.38)	594,467.54	594,467.54
12N Get Ready For Math & Science Schlarshp	167,074.36		2,871.13	43,750.00	126,195.49	126,195.49
133 Children's Trust	260,820.26		3,055.54	4,684.40	259,191.40	259,191.40
14E Washington State Heritage Center	1,242,755.92		325,391.66	438,980.95	1,129,166.63	1,417.01	1,130,583.64
14J Ambulatory Surgical Facility	299,910.58		19,521.00	41,935.58	277,496.00	600.00	278,096.00
14N Legislative Oral History	7,370.70		7,370.70	7,370.70
14W Reduced Cigarette Ignition Propensity	366,247.31		4,284.55	9,122.20	361,409.66	35.00	361,444.66
151 Chief Joseph Recreation Development	6.35		6.35	6.35
15A Transitional Housing Oper & Rent	7,176,066.75		727,276.10	6,448,790.65	6,448,790.65
15L Annual Property Revaluation Grant	227,780.51		(7,325.00)	220,455.51	220,455.51
15T Broadband Mapping	(24,874.73)		168,215.89	201,514.79	(58,173.63)	250.00	(57,923.63)
15V Funeral and Cemetery	708,535.38		180,663.65	60,262.37	828,936.66	3,151.42	832,088.08
15W Guaranteed Asset Protection Waiver	16,500.00		16,500.00	16,500.00
163 Worker and Community Right to Know	3,301,602.80		10,297.30	200,525.65	3,111,374.45	797.41	3,112,171.86
169 Horse Racing Commission Operating	818,854.99		151,712.04	77,430.67	893,136.36	625.58	893,761.94
16B Landscape Architects' License	183,145.28		11,675.00	13,704.38	181,115.90	91.13	181,207.03
16E Spec Forest Products Outreach/Education	716.84		716.84	716.84
16G Universal Vaccine Purchase	4,616,680.79		8,316,665.33	3,156,277.59	9,777,068.53	9,777,068.53
16H Columbia River Salmon/Steelhead Stamp	1,372,075.90		17,142.25	115,282.22	1,273,935.93	145.12	1,274,081.05
16L Accessible Communities	324,671.50		9,060.74	3,913.78	329,818.46	836.30	330,654.76
16N Disabled Veterans Assistance
16T Product Stewardship Programs	212,843.37		30,000.00	5,501.86	237,341.51	237,341.51
17H WA Global Health Technologies Product Development	2.06		2.06	2.06
17L Foreclosure Fairness	3,790,227.48		278,000.00	126,205.15	3,942,022.33	29.44	3,942,051.77
17M Individual-Based/Portable Background Check Clearance	324,302.84		15,607.00	22,315.86	317,593.98	924.20	318,518.18
17V Volunteer Firefighters	4,844.00		2,212.00	7,056.00	7,056.00
180 Local Government Administrative Hearings	206,269.34		10,106.40	196,162.94	196,162.94
189 Clarke-McNary
18A Investing In Innovation	2,051,490.31		60,320.42	28,511.71	2,083,299.02	57.53	2,083,356.55
18E Educator Certification Processing	275,711.40		13,299.00	105,266.04	183,744.36	33.00	183,777.36

RECEIPTS AND DISBURSEMENTS FOR TREASURER'S TRUST FUNDS

	February 1, 2014		February 2014		February 28, 2014		
	Beginning Book Balance		Plus Receipts	Less Disbursements	Ending Book Balance	Outstanding Warrants	Ending Cash Balance
SPECIAL REVENUE FUNDS (Continued)							
18M Music Matters Awareness	\$ 4,563.99	\$	3,247.99	\$	\$ 7,811.98	\$	\$ 7,811.98
18R Seattle Sounders FC	12,572.00		(9,454.67)	3,117.33	3,117.33
190 Forest Fire Protection Assessment	2,657,408.59		27.57	943,797.28	1,713,638.88	45,321.65	1,758,960.53
193 State Forest Nursery Revolving	1,234,345.66		2.59	19,098.10	1,215,250.15	122,828.63	1,338,078.78
195 Energy	107,843.45		10.47	6,467.10	101,386.82	101,386.82
197 Statute Law Committee Publications	805,356.84		22,850.87	30,300.89	797,906.82	106.00	798,012.82
198 Access Road Revolving	3,134,391.75		20.58	(530,034.83)	3,664,447.16	10,122.03	3,674,569.19
19B School for the Blind	1,360,577.67		(322,483.22)	11,590.12	1,026,504.33	180.36	1,026,684.69
19E 4-H Program	307.00		443.33	750.33	750.33
19F Seattle Seahawks	162,975.85		18,150.33	181,126.18	181,126.18
19H Center for Childhood Deafness and Hearing Loss	39,398.78		3.65	39,402.43	39,402.43
205 Mobile Home Park Relocation	692,898.06		31,975.69	6,133.66	718,740.09	718,740.09
206 Cost of Supervision	499,124.27		94,877.17	188,168.60	405,832.84	2,976.51	408,809.35
209 Regional Fisheries Enhancement Group	1,630,021.43		8,498.14	24,293.01	1,614,226.56	1,614,226.56
20A State Flower	952.00		28.00	980.00	980.00
210 Fire Protection Contractor License	886,586.30		20,316.98	47,740.69	859,162.59	670.58	859,833.17
213 Veterans' Emblem	22,742.45		441.00	23,183.45	23,183.45
214 Temporary Worker Housing	123,804.91		2,230.70	121,574.21	370.00	121,944.21
219 Air Operating Permit	370,957.68		496,731.11	71,373.57	796,315.22	796,315.22
225 Fingerprint Identification	4,518,826.39		603,894.00	720,008.85	4,402,711.54	245,774.89	4,648,486.43
259 Coastal Crab	101,408.30		480.00	2,662.25	99,226.05	99,226.05
274 Adult Family Home	573,363.03		(24,508.14)	597,871.17	597,871.17
281 Impaired Driving Safety	(6,806.71)		139,765.50	132,958.79	132,958.79
283 Juvenile Accountability Incentive	950,026.30		91.10	71,973.72	878,143.68	18,778.58	896,922.26
294 Sea Cucumber Dive Fishery	222,191.36		895.43	189,437.45	33,649.34	33,649.34
295 Sea Urchin Dive Fishery	37,550.53		1,084.12	16,512.45	22,122.20	22,122.20
297 Pipeline Safety	757,382.77		32,737.97	221,138.59	568,982.15	786.88	569,769.03
298 Geologists'	514,263.47		14,612.51	22,979.19	505,896.79	1,723.13	507,619.92
300 Financial Services Regulation	12,656,661.38		2,400,815.52	2,174,558.01	12,882,918.89	4,629.08	12,887,547.97
320 Puget Sound Crab Pot Buoy Tag	25,151.59		16.71	25,134.88	25,134.88
328 Crim Justice Training Commis Firing Range Maintenance
416 Surplus and Donated Food Commodities Revolving	2,081,274.82		1,755,430.64	1,458,612.63	2,378,092.83	109,311.05	2,487,403.88
424 Anti-Trust Revolving	2,419,517.16		57,492.70	2,362,024.46	301.89	2,362,326.35
480 Financial Education Public-Private Partnership	31,135.90		31,135.90	31,135.90
485 Horse Racing Owners' Bonus/Breeder Awards	28,795.44		7,771.54	36,566.98	5,887.49	42,454.47
495 Toll Collection	9,812,175.98		9,078,854.54	9,084,205.94	9,806,824.58	37,305.07	9,844,129.65
496 Future Teachers Conditional Scholarship	2,686,395.21		26,830.21	18,912.51	2,694,312.91	1,694.00	2,696,006.91
497 Horse Racing Commission Class C Purse Fund	84,972.25		4,979.32	89,951.57	89,951.57
498 Washington State Council of Fire Fighters Benevolent	11,380.38		8,705.68	20,086.06	20,086.06
499 Law Enforcement Memorial	46,851.73		21,599.66	68,451.39	68,451.39

RECEIPTS AND DISBURSEMENTS FOR TREASURER'S TRUST FUNDS

	February 1, 2014	February 2014		February 28, 2014		
	Beginning Book Balance	Plus Receipts	Less Disbursements	Ending Book Balance	Outstanding Warrants	Ending Cash Balance
SPECIAL REVENUE FUNDS (Continued)						
501 Liquor Revolving	\$ 40,504,203.83	\$ 7,642,096.45	\$ 3,027,040.98	\$ 45,119,259.30	\$ 161,045.04	\$ 45,280,304.34
503 Tuition Recovery	5,230,185.45	16,958.72	10,096.25	5,237,047.92	5,237,047.92
515 DNA Data Base	896,269.46	32,333.10	23,709.97	904,892.59	22,685.94	927,578.53
516 Fruit and Vegetable Inspection	3,601,529.79	962,757.12	1,121,705.23	3,442,581.68	8,996.06	3,451,577.74
536 Federal Food Service Revolving	2,202,866.25	4,369,260.98	4,338,332.32	2,233,794.91	9,047.84	2,242,842.75
539 Telephone Assistance	1,184,131.85	13,502.66	1,170,629.19	1,170,629.19
540 Telecommunication Devices for the Hearing & Speech Impaired	1,543,696.57	1,543,696.57	1,543,696.57
553 Performance Audits of Government	5,724,878.48	1,356,347.50	945,775.51	6,135,450.47	24,888.00	6,160,338.47
561 Community Technical College Innovation	23,368,499.81	651,023.21	1,052,282.36	22,967,240.66	22,967,240.66
687 Rural Rehabilitation	273,370.02	25.58	273,395.60	273,395.60
688 Federal Local Rail Service Assistance	76,540.11	22.37	76,562.48	76,562.48
731 Child Care Facility Revolving	800,694.41	7,359.71	2,233.99	805,820.13	805,820.13
732 Nursing Home Civil Penalties	1,476,651.27	(4,375.00)	1,481,026.27	1,481,026.27
746 Hanford Area Economic Investment	66,543.57	13,635.45	80,179.02	80,179.02
749 Governor's Interagency Committee of State Employed Women	37,814.38	1,512.40	36,301.98	36,301.98
761 Basic Health Plan Subscription	536,654.03	3,348.61	119,331.07	420,671.57	20,938.91	441,610.48
763 Center for the Improvement of Student Learning	37,629.68	37,629.68	37,629.68
773 Commission on Higher Ed Prof Student Ex Program	51,200.00	51,200.00	51,200.00
774 University of Washington License Plate	169,953.01	19,504.34	189,457.35	189,457.35
776 Washington State University License Plate	48,118.00	39,155.68	48,118.00	39,155.68	39,155.68
778 Western Washington University License Plate	5,970.99	1,626.33	7,597.32	7,597.32
779 Eastern Washington University License Plate	8,149.51	2,107.00	10,256.51	10,256.51
780 School Zone Safety Account	359,290.04	49,109.76	288,655.00	119,744.80	1,220.41	120,965.21
783 Central Washington University License Plate	4,241.99	1,089.66	5,331.65	5,331.65
784 Miscellaneous Transportation Programs	(4,165,297.56)	19,279,100.77	21,903,036.70	(6,789,233.49)	1,855,025.76	(4,934,207.73)
786 The Evergreen State College License Plate	10,694.70	392.00	11,086.70	11,086.70
789 Advanced Environmental Mitigation Revolving	1,643,665.01	2,306.99	1,645,972.00	1,645,972.00
816 Stadium and Exhibition Center	22,583,251.65	1,243,224.28	23,826,475.93	23,826,475.93
821 Impaired Physician	246,589.72	115,950.00	118,387.55	244,152.17	400.00	244,552.17
823 Livestock Nutrient Management	54,579.08	(400.00)	54,979.08	54,979.08
833 Developmental Disabilities Endowment Trust	335,506.00	421,714.07	349,932.03	407,288.04	81,545.77	488,833.81
834 Capitol Furnishings Preservation Committee	61,800.87	4,402.47	66,203.34	66,203.34
878 Federal Forest Revolving	2,243.57	0.21	2,243.78	2,243.78
880 Advance Right-of-Way Revolving	4,052,552.89	206,092.12	60.00	4,258,585.01	453.08	4,259,038.09
884 Gambling Revolving	4,427,705.25	680,066.73	1,225,801.04	3,881,970.94	16,517.94	3,898,488.88
885 Plumbing Certificate	327,597.03	63,834.40	59,250.93	332,180.50	265.87	332,446.37
892 Pressure Systems Safety	1,277,708.20	121,527.40	169,590.67	1,229,644.93	404.60	1,230,049.53
TOTAL SPECIAL REVENUE FUNDS	\$ 264,756,653.24	\$ 64,241,250.01	\$ 57,917,795.30	\$ 271,080,107.95	\$ 3,041,470.23	\$ 274,121,578.18

RECEIPTS AND DISBURSEMENTS FOR TREASURER'S TRUST FUNDS

		February 1, 2014	February 2014		February 28, 2014		
		Beginning Book Balance	Plus Receipts	Less Disbursements	Ending Book Balance	Outstanding Warrants	Ending Cash Balance
PERMANENT FUNDS							
842	American Indian Scholarship Endowment	\$ 294,527.92	\$ 27.65	\$	\$ 294,555.57	\$	\$ 294,555.57
852	Foster Care Scholarship Endowment	3,601.90	0.34	3,602.24	3,602.24
TOTAL PERMANENT FUNDS		\$ 298,129.82	\$ 27.99	\$	\$ 298,157.81	\$	\$ 298,157.81
ENTERPRISE FUNDS							
413	Municipal Revolving	\$ 2,644,656.29	\$ 1,062,562.11	\$ 1,762,895.68	\$ 1,944,322.72	\$ 4,472.86	\$ 1,948,795.58
442	Legislative Gift Center	48,903.72	23,631.78	11,608.21	60,927.29	136.20	61,063.49
445	Self-Insured Emplr Overpymt Reimb	958,069.32	958,069.32	958,069.32
446	Industrial Insurance Rainy Day Fund
449	Certificates of Participation and Other Financing - Local	113,393.53	865,433.33	679,007.25	299,819.61	299,819.61
470	Imaging	272,747.40	42,712.28	17,727.15	297,732.53	297,732.53
477	Lottery Investment
543	Judicial Information Systems	22,973,906.90	1,389,304.20	1,569,559.05	22,793,652.05	15,977.74	22,809,629.79
544	Pollution Liability Insurance Program Trust	37,012,401.37	(30,092.00)	248,639.65	36,733,669.72	830.08	36,734,499.80
545	Heating Oil Pollution Liability Trust	133,689.20	103,398.95	108,098.86	128,989.29	128,989.29
788	Advanced College Tuition Payment Program	1,044,120.35	19,142,800.35	19,786,914.15	400,006.55	1,341,883.22	1,741,889.77
TOTAL ENTERPRISE FUNDS		\$ 65,201,888.08	\$ 22,599,751.00	\$ 24,184,450.00	\$ 63,617,189.08	\$ 1,363,300.10	\$ 64,980,489.18
INTERNAL SERVICE FUNDS							
12V	PEBB Medical Benefits Admin	\$	\$	\$	\$	\$	\$
411	Natural Resources Equipment	1,134,263.47	539.69	(396,662.53)	1,531,465.69	17,995.88	1,549,461.57
419	Data Processing Revolving	22,650,501.10	12,779,581.50	12,434,338.65	22,995,743.95	879,563.49	23,875,307.44
421	Education Technology Revolving	5,705,696.78	3,220,270.36	2,165,723.40	6,760,243.74	179,968.45	6,940,212.19
422	General Administration Services	6,323,217.97	14,769,220.61	16,792,734.52	4,299,704.06	53,350.73	4,353,054.79
436	OFM Labor Relations Service	3,824,505.47	22,693.24	296,549.27	3,550,649.44	3,550,649.44
438	Uniform Dental Plan Benefits Administration	28.63	467,327.00	464,338.34	3,017.29	3,017.29
439	Uniform Medical Plan Benefits Administration	667,627.50	3,775,566.00	4,076,162.16	367,031.34	367,031.34
444	Fish & Wildlife Equipment	166,336.88	18,270.00	1,340.97	183,265.91	137.42	183,403.33
453	Minority and Women's Business Enterprises	93,376.23	404,857.00	282,253.05	215,980.18	314.54	216,294.72
471	State Patrol Nonappropriated Airplane Revolving	197,577.34	11,424.81	186,152.53	186,152.53
546	Risk Management	739,153.09	797,974.62	246,449.24	1,290,678.47	475.00	1,291,153.47
547	Liability	91,436,146.83	500.00	2,572,814.92	88,863,831.91	453,860.37	89,317,692.28
721	Public Employees' and Retirees' Insurance	378,028,161.09	141,727,621.95	114,383,509.46	405,372,273.58	1,474,551.74	406,846,825.32
730	Public Employees' and Retirees' Insurance Reserve	120,065,947.21	10,922.33	120,076,869.54	120,076,869.54
739	Certificates of Participation and Other Financing - State	414,762.74	4,552,258.25	4,343,747.53	623,273.46	623,273.46
TOTAL INTERNAL SERVICE FUNDS		\$ 631,447,302.33	\$ 182,547,602.55	\$ 157,674,723.79	\$ 656,320,181.09	\$ 3,060,217.62	\$ 659,380,398.71
PRIVATE PURPOSE FUNDS							
196	Unclaimed Personal Property	\$ 1,060,419.69	\$ 5,637,644.69	\$ 6,248,578.21	\$ 449,486.17	\$ 5,504,369.66	\$ 5,953,855.83

RECEIPTS AND DISBURSEMENTS FOR TREASURER'S TRUST FUNDS

	February 1, 2014	February 2014		February 28, 2014		
	Beginning Book Balance	Plus Receipts	Less Disbursements	Ending Book Balance	Outstanding Warrants	Ending Cash Balance
PRIVATE PURPOSE FUNDS (Continued)						
738 Department of Social and Health Services Trust	\$ 53,654.52	\$	\$	\$ 53,654.52	\$	\$ 53,654.52
TOTAL PRIVATE PURPOSE FUNDS	\$ 1,114,074.21	\$ 5,637,644.69	\$ 6,248,578.21	\$ 503,140.69	\$ 5,504,369.66	\$ 6,007,510.35
AGENCY FUNDS						
17A County Enhanced 911 Excise Tax	\$ 5,818,885.17	\$ 6,014,660.78	\$ 5,818,814.61	\$ 6,014,731.34	\$	\$ 6,014,731.34
525 Washington State Combined Fund Drive	853,354.11	298,243.11	1,489.83	1,150,107.39	21,499.86	1,171,607.25
660 Natural Resources Deposit	11,008,811.57	25,673,027.72	(12,552,324.13)	49,234,163.42	57,905.06	49,292,068.48
734 Centennial Document Preservation and Modernization	2,018,635.49	203,270.61	2,221,906.10	2,221,906.10
737 High Occupancy Vehicle
757 Maritime Historic Restoration and Preservation	(14,202.38)	142.50	(14,059.88)	(14,059.88)
797 Local Tourism Promotion	467,436.75	477,227.25	469,384.25	475,279.75	475,279.75
TOTAL AGENCY FUNDS	\$ 20,152,920.71	\$ 32,666,571.97	\$ (6,262,635.44)	\$ 59,082,128.12	\$ 79,404.92	\$ 59,161,533.04
TOTAL TREASURER'S TRUST FUNDS	\$ 1,031,781,406.08	\$ 323,082,101.70	\$ 255,494,417.48	\$ 1,099,369,090.30	\$ 13,134,023.43	\$ 1,112,503,113.73

INVESTMENT STATEMENT & INVESTMENT INTEREST INCOME AND CAPITAL GAINS

INVESTMENT STATEMENT

Fund / Account	February 1, 2014	Purchased	Maturities & Sales	Amortization	February 28, 2014
Treasury & Treasurer's Trust					
Investments (trade date basis)	\$ 4,080,844,439.58	\$ 7,242,264,721.64	\$ 7,074,393,122.53	\$ (1,110,938.24)	\$ 4,247,605,100.45
Reverse Repurchase Agreements
Purchased Accrued Interest	891,835.95	708,168.84	960,589.33	639,415.46
Total Treasury & Treasurer's Trust	\$ 4,081,736,275.53	\$ 7,242,972,890.48	\$ 7,075,353,711.86	\$ (1,110,938.24)	\$ 4,248,244,515.91
Local Government Investment Pool					
Investments (trade date basis)	\$ 10,026,994,363.06	\$ 9,009,429,528.99	\$ 9,327,666,383.30	\$ 413,061.53	\$ 9,709,170,570.28
Reverse Repurchase Agreements
Purchased Accrued Interest	1,694.44	8,209.00	9,903.44
Total Local Government Investment Pool	\$ 10,026,996,057.50	\$ 9,009,437,737.99	\$ 9,327,666,383.30	\$ 413,061.53	\$ 9,709,180,473.72
Total All Accounts	\$ 14,108,732,333.03	\$ 16,252,410,628.47	\$ 16,403,020,095.16	\$ (697,876.71)	\$ 13,957,424,989.63

INVESTMENT INTEREST INCOME AND CAPITAL GAINS CURRENT MONTH AND FISCAL YEAR TO DATE COMPARISON

Fund / Account	February 2014	February 2013	Fiscal Year 2014	Fiscal Year 2013
Treasury & Treasurer's Trust				
Cash*	\$ 1,807,711.88	\$ 2,328,865.92	\$ 18,422,753.21	\$ 30,740,503.59
Bank Fees				
Custody	(18,615.88)	(4,461.93)	(50,810.91)	(36,742.40)
Other Treasury	(17,579.83)	(28,466.19)	(119,220.02)	(131,021.05)
Other Trust	(5,060.02)
Total Bank Fees	\$ (36,195.71)	\$ (32,928.12)	\$ (170,030.93)	\$ (172,823.47)
Amortization	(1,110,938.24)	(1,128,471.91)	(8,317,327.36)	(9,243,709.67)
Accrued Interest	964,672.35	565,487.69	3,134,602.06	2,180,952.69
Unrealized Gains and Losses	(5,384.01)
Total Treasury & Treasurer's Trust	\$ 1,619,866.27	\$ 1,732,953.58	\$ 13,069,996.98	\$ 23,504,923.14
Local Government Investment Pool				
Cash*	\$ 392,450.86	\$ 1,056,308.68	\$ 4,761,237.46	\$ 9,660,701.08
Amortization	413,061.53	355,459.62	3,793,921.42	3,648,192.13
Accrued Interest	59,122.48	(118,023.24)	(159,989.03)	(69,006.90)
Unrealized Gains and Losses
Total Local Government Investment Pool	\$ 864,634.87	\$ 1,293,745.06	\$ 8,395,169.85	\$ 13,239,886.31
Total All Accounts	\$ 2,484,501.14	\$ 3,026,698.64	\$ 21,465,166.83	\$ 36,744,809.45

* Balances include any expense for reverse repurchase buy-backs.

JAMES L. McINTIRE
STATE TREASURER
PO BOX 40200
OLYMPIA WA 98504-0200

