



**Washington State  
Treasurer's  
Monthly Report**

**February 2015**



**JAMES L. McINTIRE  
State Treasurer**

In accordance with the Americans with Disabilities Act, this publication will be made available in alternate formats upon request to the Office of the State Treasurer, Legislative Building, 2nd Floor, Olympia, Washington 98504-0200, telephone (360) 902-9000, fax (360) 902-9037 or TTY Users Call: 7-1-1.  
Web Site: <http://tre.wa.gov>.

TABLE OF CONTENTS

	<i>Page</i>
State Treasurer’s Letter .....	1
General Fund .....	2
Treasury, Treasurer’s Trust and Local Government Investment Pool Flow Chart .....	3
Treasury & Treasurer’s Trust, Treasury and Treasurer’s Trust Charts .....	4
General Fund and Local Government Investment Pool Charts .....	5
Receipts and Disbursements for the State Treasury .....	6
Receipts and Disbursements for Trust Funds .....	16
Investment Statement & Investment Interest Income and Capital Gains .....	23





**JAMES L. McINTIRE,**  
State Treasurer

**State of Washington**  
**Office of the Treasurer**  
Legislative Building  
P.O. Box 40200  
Olympia, Washington 98504-0200

(360) 902-9000 • TTY 7-1-1  
FAX (360) 902-9037  
Home Page <http://tre.wa.gov>

Fellow Washingtonians,

I am pleased to report on the operations of the Office of the State Treasurer for the month of February 2015. At the close of the month, the Treasury & Treasurer's Trust book balance was \$4.0 billion with investment earnings distributed for the month of \$2.6 million.

Sincerely,

A handwritten signature in black ink, appearing to read "James L. McIntire". The signature is fluid and cursive, with a large initial "J" and "M".

James L McIntire  
Washington State Treasurer

# GENERAL FUND

## GENERAL FUND CURRENT MONTH AND FISCAL YEAR TO DATE COMPARISON (In Millions)

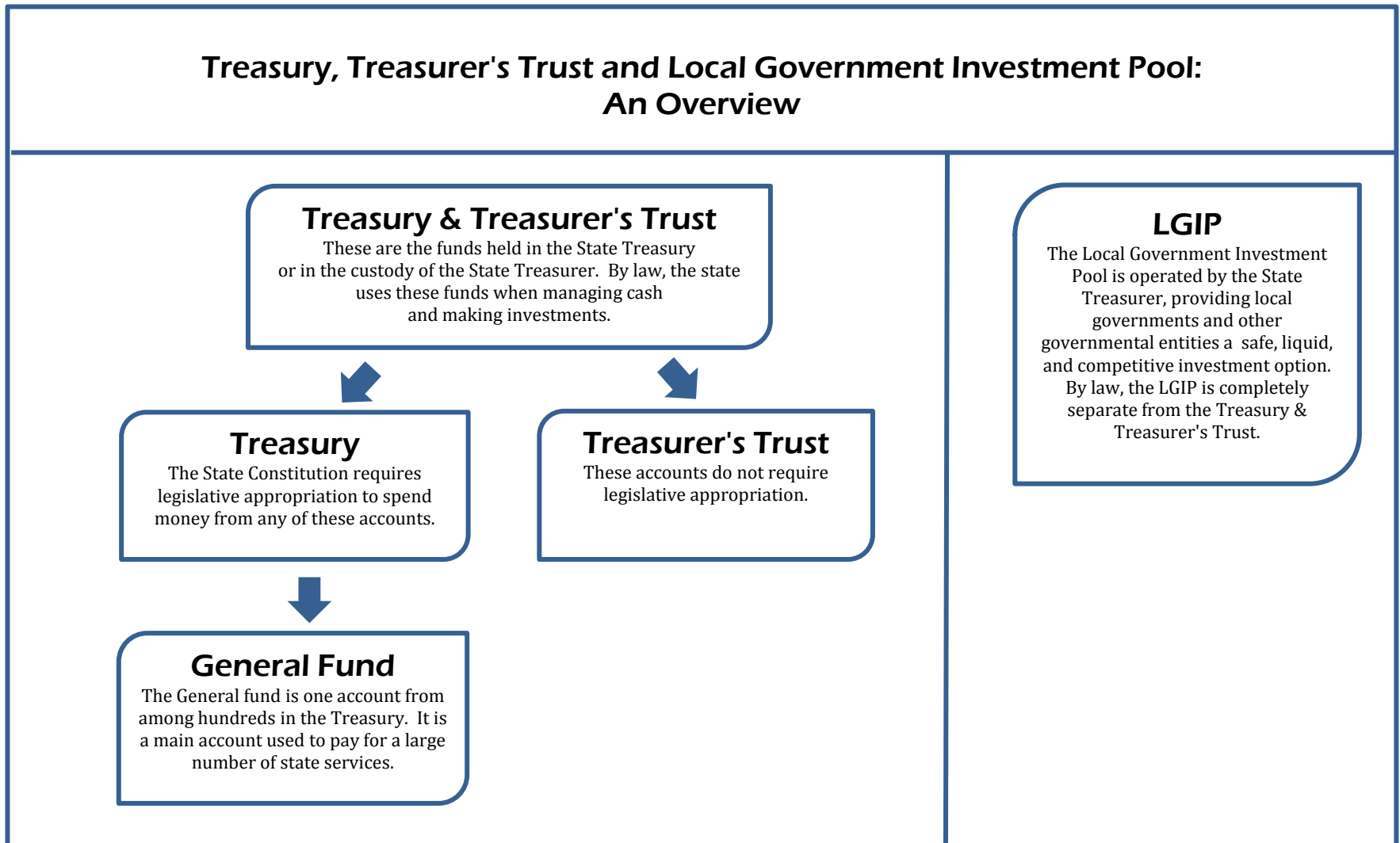
	Month of February		Fiscal Year to Date	
	2015	2014	2015	2014
<b>Beginning Book Balance</b>	\$ (241.565)	\$ (675.276)	\$ 401.227	\$ 178.568
Cash Revenue	2,135.494	1,919.848	18,054.092	14,836.509
Other Cash Receipts	404.529	375.334	3,920.625	4,028.891
<b>Total Cash Receipts</b>	<u>\$ 2,540.023</u>	<u>\$ 2,295.182</u>	<u>\$ 21,974.717</u>	<u>\$ 18,865.400</u>
<b>Total Cash Disbursements</b>	<u>\$ 2,920.840</u>	<u>\$ 2,668.197</u>	<u>\$ 22,998.326</u>	<u>\$ 20,092.259</u>
<b>Ending Book Balance</b>	<u>\$ (622.382)</u>	<u>\$ (1,048.291)</u>	<u>\$ (622.382)</u>	<u>\$ (1,048.291)</u>
<b>Cash Revenue</b>				
Bond Retirement & Interest	\$ 0.000	\$ 0.000	\$ (0.313)	\$ (0.309)
Secretary of State	2.158	2.526	21.630	20.733
<b>Department of Revenue:</b>				
Retail Sales Tax	669.399	600.258	5,562.109	5,062.762
Business & Occupation Tax	300.228	265.634	2,332.431	2,210.446
Compensating Tax	41.401	49.095	403.439	367.116
Cigarette Tax	23.319	24.300	266.279	236.708
Public Utility Tax	43.024	47.431	258.408	251.239
Various Other Revenue	66.730	51.096	451.030	424.042
Insurance Commission	26.901	32.642	274.567	259.101
Liquor Control Board	2.161	2.035	52.757	78.672
<b>Department of Licensing:</b>				
Excise Tax – Other	0.011	0.010	0.105	0.102
Various Other Revenue	0.375	0.332	6.302	6.577
Department of Social & Health Services	(0.720)	5.194	63.588	67.892
Universities & Colleges	0.078	0.000	0.226	0.093
Treasurer's Transfers	1.035	0.807	(69.888)	(69.928)
<b>Counties:</b>				
Property Tax	7.157	6.842	934.519	920.599
Real Estate Excise Tax	50.194	32.797	475.014	420.987
Various Other Revenue	4.277	4.673	38.630	39.865
Federal Grants-In-Aid (All Agencies)	904.293	782.108	6,717.516	4,341.212
Revenues Distributed to Local Governments	(0.257)	(1.808)	(3.702)	(5.026)
Other Agencies' Cash Revenue	(6.270)	13.876	269.445	203.626
<b>Total Cash Revenue</b>	<u>\$ 2,135.494</u>	<u>\$ 1,919.848</u>	<u>\$ 18,054.092</u>	<u>\$ 14,836.509</u>

Source: Agency Financial Reporting System (AFRS).

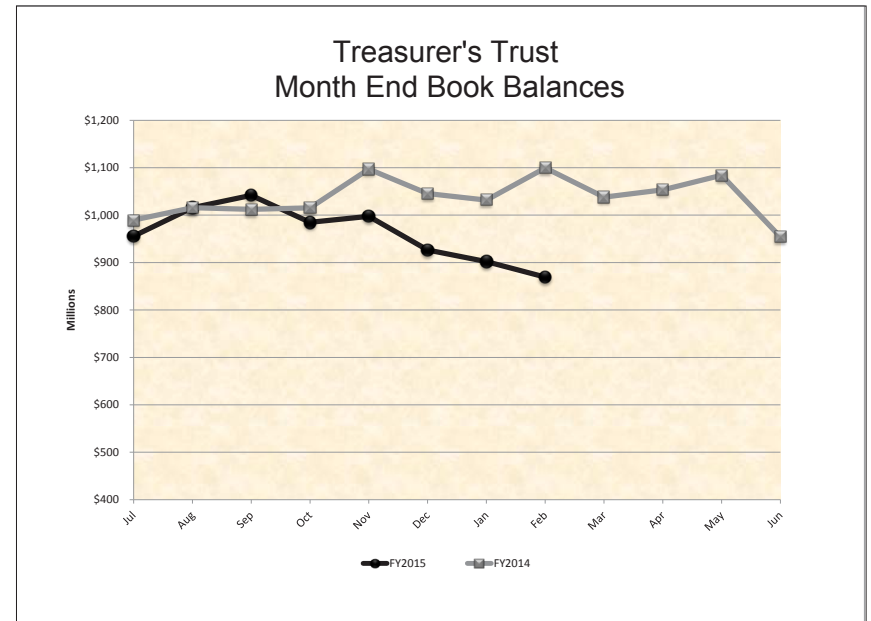
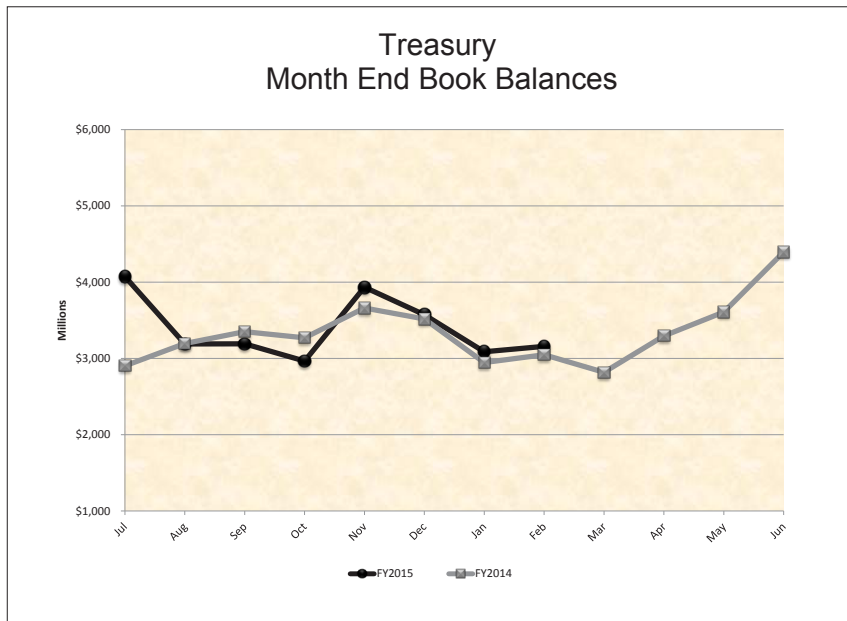
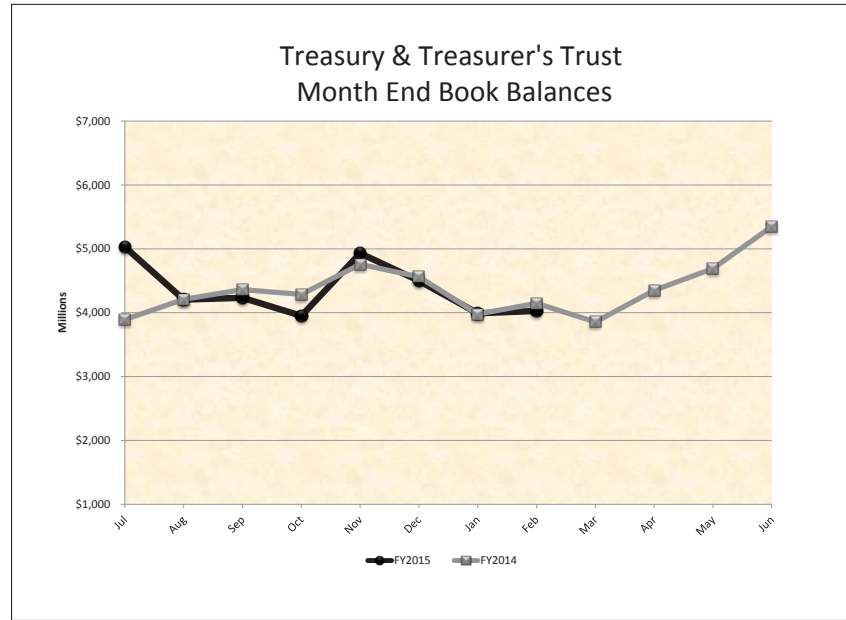
# TREASURY, TREASURER'S TRUST AND LGIP FLOW CHART

The State Treasurer is charged with the cash management of public funds, which includes two categories of state funds and accounts: (1) funds and accounts located in the state treasury, which are subject to legislative appropriation; and (2) Treasurer's trust funds, which are accounts placed in the custody of the State Treasurer, and not typically subject to legislative appropriation. Funds within these accounts are comingled for investment and cash management purposes.

This flow chart describes the structure of the Treasury and Treasurer's Trust Accounts. Month end balances of these accounts are shown on pages 4 and 5.

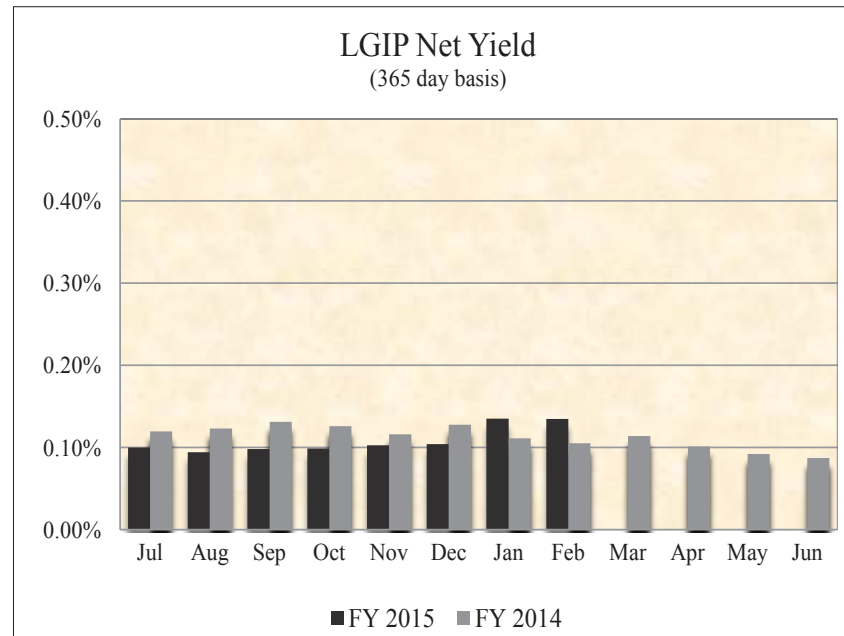
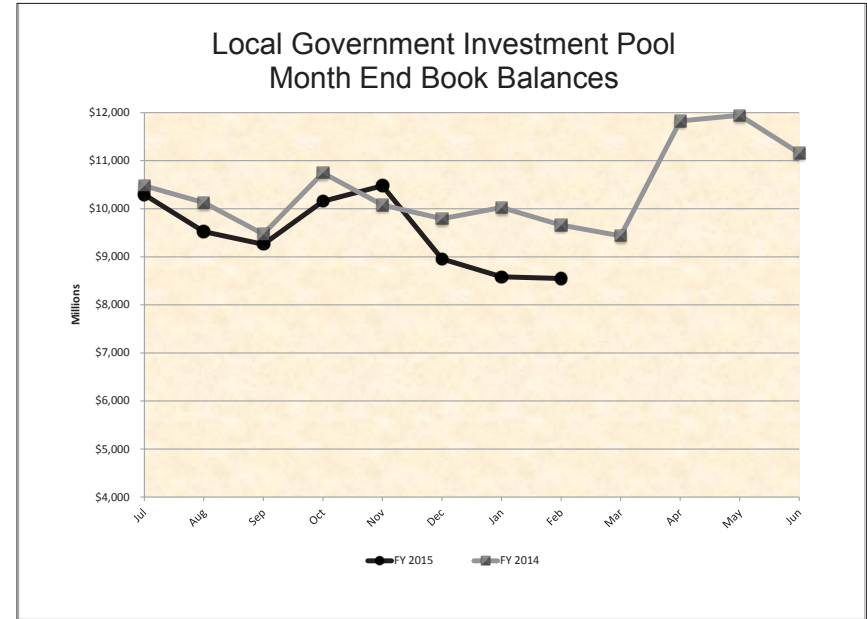
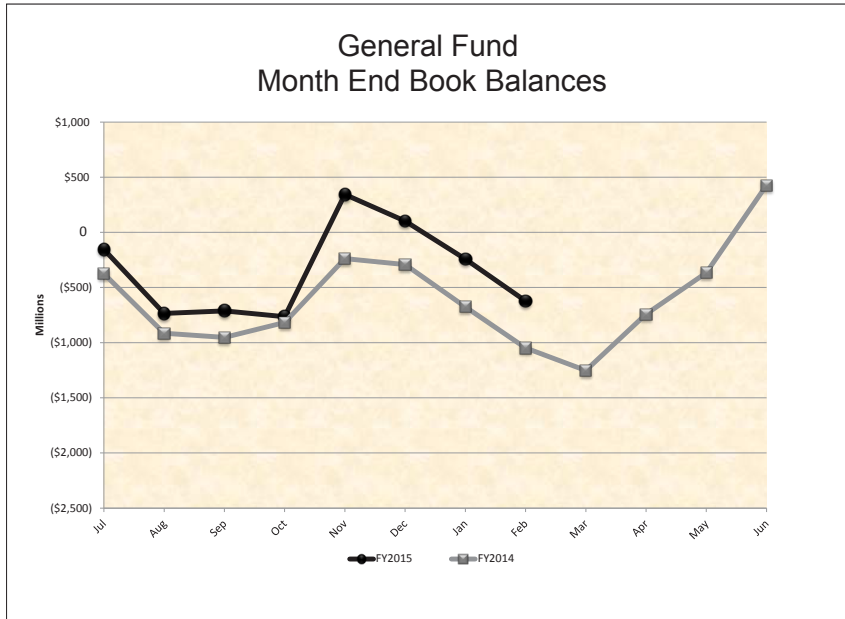


# TREASURY & TREASURER'S TRUST AND TREASURY AND TREASURER'S TRUST CHART





# GENERAL FUND AND LOCAL GOVERNMENT INVESTMENT POOL CHARTS



# RECEIPTS AND DISBURSEMENTS FOR TREASURY FUNDS

	February 1, 2015	February 2015		February 28, 2015		
	Beginning Book Balance	Plus Receipts	Less Disbursements	Ending Book Balance	Outstanding Warrants	Ending Cash Balance
<b>GENERAL FUND</b>						
001 General	\$ (241,565,052.13)	\$ 2,540,023,368.85	\$ 2,920,840,340.81	\$ (622,382,024.09)	\$ 31,504,349.80	\$ (590,877,674.29)
018 Millersylvania Park Current	5,210.50	.....	.....	5,210.50	.....	5,210.50
01E Geothermal	159.89	.....	.....	159.89	.....	159.89
01N Institutional Impact	19,144.72	.....	.....	19,144.72	.....	19,144.72
02P Flood Control Assistance	2,187,605.97	.....	31,549.87	2,156,056.10	.....	2,156,056.10
031 State Investment Board Expense	2,217,431.41	1,497,117.64	1,449,256.10	2,265,292.95	15,202.72	2,280,495.67
032 State Emergency Water Projects Revolving	221,616.92	.....	.....	221,616.92	.....	221,616.92
03A Excess Earnings	.....	.....	.....	.....	.....	.....
03L County Criminal Justice Assistance	2,417,423.41	3,410.72	158,914.97	2,261,919.16	710.73	2,262,629.89
03M Municipal Criminal Justice Assistance	208,162.56	1,143.98	116,679.67	92,626.87	504.85	93,131.72
04L Public Health Services	6.11	.....	.....	6.11	.....	6.11
051 State and Local Improvements Revolving	549,761.01	.....	123,596.05	426,164.96	.....	426,164.96
055 State & Local Improve Revolving (Waste Disp Facilities, 1980)	43,468.02	.....	5,238.98	38,229.04	.....	38,229.04
05C Criminal Justice Treatment	10,225,909.72	2,895.49	629,000.11	9,599,805.10	48,529.84	9,648,334.94
05M Tourism Development and Promotion	.....	.....	.....	.....	.....	.....
070 Outdoor Recreation	(1,417,833.60)	2,697,000.00	807,330.18	471,836.22	.....	471,836.22
072 State & Local Improve Revolving (Water Supply Facilities)	854,551.97	.....	10,531.18	844,020.79	7,187.02	851,207.81
09C Farmlands Preservation	1,160,172.26	.....	.....	1,160,172.26	.....	1,160,172.26
09G Riparian Protection	177,732.84	1,100,000.00	1,130,637.47	147,095.37	404.41	147,499.78
09R Economic Development Strategic Reserve	4,699,522.25	97,498.16	360,422.97	4,436,597.44	150,000.00	4,586,597.44
10K Veterans Innovation Program	103,740.40	.....	.....	103,740.40	.....	103,740.40
10P Columbia River Basin Water Supply Development	3,066,529.04	18,256,001.82	1,509,512.83	19,813,018.03	.....	19,813,018.03
10R Energy Freedom	1,817,647.87	506.63	.....	1,818,154.50	.....	1,818,154.50
10T Hood Canal Aquatic Rehabilitation Bond	(2,541.81)	.....	.....	(2,541.81)	.....	(2,541.81)
11F Reinvesting in Youth	27,866.61	.....	13,406.24	14,460.37	.....	14,460.37
11N Heritage Barn Preservation	.....	.....	.....	.....	.....	.....
11W Water Quality Capital	109,593.36	.....	.....	109,593.36	.....	109,593.36
125 Site Closure	26,551,548.81	71,827.51	11,390.42	26,611,985.90	.....	26,611,985.90
12B Green Energy Incentive	.....	.....	.....	.....	.....	.....
12J Boating Activities	10,000.00	.....	.....	10,000.00	.....	10,000.00
12K Puget Sound Scientific Research	.....	.....	.....	.....	.....	.....
12R Independent Youth Housing	.....	.....	.....	.....	.....	.....
12W Veterans Conservation Corps	.....	.....	.....	.....	.....	.....
14B Budget Stabilization	415,116,227.77	121,759.01	12,557,605.47	402,680,381.31	.....	402,680,381.31
14C Puget Sound Recovery	.....	.....	.....	.....	.....	.....
14G Ballast Water Management	5,500.00	7,500.00	.....	13,000.00	.....	13,000.00
14H Community Preservation & Development Auth	8,750.00	.....	.....	8,750.00	.....	8,750.00
14L Streamlined Sales & Use Tax Mitigation	14,189,510.04	.....	.....	14,189,510.04	.....	14,189,510.04
15C WA Community Tech Opportunity	.....	.....	.....	.....	.....	.....
15F Local Public Safety Enhancement	.....	.....	.....	.....	.....	.....

# RECEIPTS AND DISBURSEMENTS FOR TREASURY FUNDS

	February 1, 2015	February 2015		February 28, 2015		
	Beginning Book Balance	Plus Receipts	Less Disbursements	Ending Book Balance	Outstanding Warrants	Ending Cash Balance
<b>GENERAL FUND (Continued)</b>						
15J Building Communities	\$ .....	\$ .....	\$ .....	\$ .....	\$ .....	\$ .....
15K Columbia River Water Delivery	16,173.66	.....	.....	16,173.66	.....	16,173.66
15R Evergreen Job Training	.....	.....	.....	.....	.....	.....
16V Water Rights Processing	42,090.49	.....	.....	42,090.49	.....	42,090.49
177 Judicial Retirement Administrative	.....	.....	.....	.....	.....	.....
17B Home Visiting Services	2,104,034.75	1,980,125.23	910,070.04	3,174,089.94	.....	3,174,089.94
17C Opportunity Express Account	62,171.42	.....	.....	62,171.42	.....	62,171.42
17E State Efficiency and Restructuring	.....	.....	.....	.....	.....	.....
17F Washington Opportunity Pathways	10,697,855.26	20,908,294.65	17,367,713.52	14,238,436.39	102,197.00	14,340,633.39
17K Basic Health Plan Stabilization	.....	.....	.....	.....	.....	.....
18B Columbia River Basin Tax Bond Water Supply Development	13,398,932.55	3,930.07	.....	13,402,862.62	.....	13,402,862.62
18H Opportunity Expansion	4,009,795.32	.....	.....	4,009,795.32	.....	4,009,795.32
18K 24/7 Sobriety	5,379.60	227.92	.....	5,607.52	.....	5,607.52
18T Child and Family Reinvestment	1,329,959.35	.....	(16,703.17)	1,346,662.52	.....	1,346,662.52
19K Yakima Integrated Plan Implementation	.....	.....	.....	.....	.....	.....
19L Charter Schools Oversight	12,184.97	2,642.53	.....	14,827.50	.....	14,827.50
19N Diesel Idle Reduction	.....	.....	.....	.....	.....	.....
20C Yakima Integrated Plan Implementation Taxable Bond	.....	.....	.....	.....	.....	.....
244 Habitat Conservation	2,707,684.13	5,744,499.75	1,659,837.42	6,792,346.46	.....	6,792,346.46
253 Education Construction	7,065,835.25	2,072.50	.....	7,067,907.75	.....	7,067,907.75
285 Growth Management Planning and Environmental Review	.....	.....	.....	.....	.....	.....
291 Education Savings	.....	.....	.....	.....	.....	.....
355 State Taxable Building Construction	(19,502,442.02)	57,417,243.84	11,650,351.57	26,264,450.25	1,193,005.92	27,457,456.17
359 School Constr & Skill Ctrs Bldg	656,326.19	.....	.....	656,326.19	.....	656,326.19
489 Pension Funding Stabilization	.....	.....	.....	.....	.....	.....
548 LEOFF System Plan 2 Expense	123,983.59	24,216.73	91,940.18	56,260.14	55.00	56,315.14
563 Columbia River Crossing Project	.....	.....	.....	.....	.....	.....
565 Yakima Integrated Plan Implementation Revenue Recovery	.....	.....	.....	.....	.....	.....
828 Tobacco Prevention and Control	1,832,528.09	538.98	2,322.00	1,830,745.07	.....	1,830,745.07
830 Agricultural College Trust Management	1,020,591.29	.....	68,465.93	952,125.36	.....	952,125.36
<b>TOTAL GENERAL FUND</b>	<b>\$ 268,592,449.81</b>	<b>\$ 2,649,963,822.01</b>	<b>\$ 2,971,489,410.81</b>	<b>\$ (52,933,138.99)</b>	<b>\$ 33,022,147.29</b>	<b>\$ (19,910,991.70)</b>
<b>SPECIAL REVENUE FUNDS</b>						
002 Hospital Data Collection	\$ 41,641.58	\$ .....	\$ 10,436.43	\$ 31,205.15	\$ .....	\$ 31,205.15
003 Architects' License	795,679.66	30,859.16	33,742.44	792,796.38	720.91	793,517.29
007 Winter Recreational Program	1,360,319.24	148,796.00	93,997.51	1,415,117.73	3,333.44	1,418,451.17
014 Forest Development	12,918,587.01	198.32	344,363.78	12,574,421.55	10,609.12	12,585,030.67
01B ORV & Non-Highway Vehicle Account	817,662.47	207,324.99	155,292.87	869,694.59	3,145.87	872,840.46
01M Snowmobile	2,978,336.61	106,717.77	321,419.59	2,763,634.79	53,626.27	2,817,261.06
024 Professional Engineers'	2,459,842.91	159,869.00	144,309.38	2,475,402.53	1,837.33	2,477,239.86

# RECEIPTS AND DISBURSEMENTS FOR TREASURY FUNDS

	February 1, 2015		February 2015		February 28, 2015		
	Beginning Book Balance		Plus Receipts	Less Disbursements	Ending Book Balance	Outstanding Warrants	Ending Cash Balance
<b>SPECIAL REVENUE FUNDS (Continued)</b>							
026 Real Estate Commission	\$ 4,485,633.80		\$ 435,754.61	\$ 356,504.09	\$ 4,564,884.32	\$ 6,617.14	\$ 4,571,501.46
027 Reclamation	3,958,023.01		65,535.93	160,604.88	3,862,954.06	900.00	3,863,854.06
02A Surveys and Maps	940,299.30		30,155.93	37,272.51	933,182.72	8.68	933,191.40
02G Health Professions	30,052,148.19		4,428,182.61	4,933,620.89	29,546,709.91	39,123.28	29,585,833.19
02H Business Enterprises Revolving	777,410.34		72,891.06	70,877.91	779,423.49	66.87	779,490.36
02J Certified Public Accountants'	4,050,653.99		206,495.00	89,081.49	4,168,067.50	581.71	4,168,649.21
02K Death Investigations	4,289,726.56		325,077.14	1,118,427.78	3,496,375.92	3,161.39	3,499,537.31
02M Essential Rail Assistance	464,764.39		9,377.74	.....	474,142.13	.....	474,142.13
02N Parkland Acquisition	224,444.01		.....	.....	224,444.01	.....	224,444.01
02R Aquatic Lands Enhancement	10,937,676.75		1,677.09	(148,852.03)	11,088,205.87	11,852.66	11,100,058.53
02W Timber Tax Distribution	5,471,825.92		5,481,023.81	10,368,333.68	584,516.05	30,603.83	615,119.88
030 Landowner Contingency Forest Fire Suppression	4,002,973.46		10.59	(13,838.24)	4,016,822.29	21.00	4,016,843.29
039 Aeronautics	3,345,461.24		162,642.34	209,727.45	3,298,376.13	18,099.85	3,316,475.98
03B Asbestos	924,368.89		25,657.50	13,352.30	936,674.09	.....	936,674.09
03C Emergency Medical Services and Trauma Care System Trust	7,576,273.32		1,109,870.49	3,202,818.62	5,483,325.19	63,713.50	5,547,038.69
03F Enhanced 911	15,831,064.24		2,075,971.54	2,165,489.51	15,741,546.27	147,994.36	15,889,540.63
03N Business License	8,172,153.41		1,223,144.68	1,407,558.59	7,987,739.50	42,949.51	8,030,689.01
03P Fire Service Trust	392,970.61		12,052.50	1,361.76	403,661.35	.....	403,661.35
03R Safe Drinking Water	2,867,012.14		1,477,723.39	338,844.06	4,005,891.47	418.66	4,006,310.13
041 Resource Management Cost	42,163,263.53		12,974.58	(23,819.21)	42,200,057.32	25,247.09	42,225,304.41
042 Charitable, Educational, Penal, and Reformatory Institutions	4,721,531.36		1,445.19	89,210.36	4,633,766.19	7,527.16	4,641,293.35
044 Waste Reduction, Recycling, and Litter Control	2,094,687.49		415,949.21	307,882.92	2,202,753.78	11,421.91	2,214,175.69
045 State Vehicle Parking	1,451,601.59		285,594.78	300,897.08	1,436,299.29	303.50	1,436,602.79
048 Marine Fuel Tax Refund	301,627.36		19,773.53	10,430.05	310,970.84	5,569.65	316,540.49
04E Uniform Commercial Code	2,068,878.99		64,528.50	87,989.19	2,045,418.30	.....	2,045,418.30
04H Surface Mining Reclamation	1,348,156.33		12.71	28,883.36	1,319,285.68	1,983.80	1,321,269.48
04M Recreational Fisheries Enhancement	889,436.45		12,796.45	98,604.96	803,627.94	343.75	803,971.69
04R Drinking Water Assistance	12,345,027.87		8,987,308.77	5,039,323.05	16,293,013.59	116.20	16,293,129.79
04V Vehicle License Fraud	99,882.51		8,383.85	.....	108,266.36	.....	108,266.36
04W Waterworks Operator Certification	1,250,075.52		129,360.80	33,341.54	1,346,094.78	251.00	1,346,345.78
058 Public Works Assistance	24,807,234.63		1,872,057.33	119,642.11	26,559,649.85	1,873.47	26,561,523.32
05H Disaster Response	16,781,992.94		17,341,124.02	4,490,570.20	29,632,546.76	200,486.01	29,833,032.77
05R Drinking Water Assistance Administrative	4,934,580.69		1,447.31	(10.93)	4,936,038.93	.....	4,936,038.93
05W State Drought Preparedness	573,397.46		7,884.67	.....	581,282.13	.....	581,282.13
06A Salmon Recovery	11,550.65		.....	.....	11,550.65	.....	11,550.65
06G Real Estate Appraiser Commission	491,260.82		58,159.04	67,027.78	482,392.08	89.61	482,481.69
06K Lead Paint	71,229.18		6,920.00	6,364.26	71,784.92	1,300.00	73,084.92
06L Business and Professions	5,157,779.45		743,299.12	614,802.58	5,286,275.99	23,719.08	5,309,995.07
06R Real Estate Research	1,060,248.59		17,140.00	203.00	1,077,185.59	10.00	1,077,195.59
06T License Plate Technology	1,037,108.19		113,429.83	13.10	1,150,524.92	9.56	1,150,534.48

# RECEIPTS AND DISBURSEMENTS FOR TREASURY FUNDS

	February 1, 2015	February 2015		February 28, 2015		
	Beginning Book Balance	Plus Receipts	Less Disbursements	Ending Book Balance	Outstanding Warrants	Ending Cash Balance
<b>SPECIAL REVENUE FUNDS (Continued)</b>						
071 Warm Water Game Fish	\$ 184,784.09	\$ 13,238.03	\$ 82,271.69	\$ 115,750.43	\$ 260.59	\$ 116,011.02
07C Vessel Response	212,072.78	.....	.....	212,072.78	.....	212,072.78
07R Drinking Water Assistance Repayment	62,833,012.87	18,587.39	5,647,082.55	57,204,517.71	3,622,270.34	60,826,788.05
07W Domestic Violence Prevention	875,029.08	41,314.61	53,620.10	862,723.59	.....	862,723.59
080 Grade Crossing Protective	568,943.48	166.88	55,428.44	513,681.92	40,000.00	553,681.92
081 State Patrol Highway	40,099,499.11	15,739,665.43	15,313,910.82	40,525,253.72	182,398.42	40,707,652.14
082 Motorcycle Safety Education	895,471.60	87,075.56	71,948.17	910,598.99	172.15	910,771.14
084 Building Code Council	198,797.28	19,880.34	43,096.03	175,581.59	159.00	175,740.59
086 Fire Service Training	5,660,321.03	236,038.93	301,130.02	5,595,229.94	66,120.88	5,661,350.82
087 Park Land Trust Revolving	1,556,352.74	69,881.82	135,220.55	1,491,014.01	57,026.19	1,548,040.20
08A Education Legacy Trust	117,859,779.82	10,315,382.37	12,715,853.51	115,459,308.68	1,066,283.46	116,525,592.14
08G Flexible Spending Administrative	2,656,255.61	13,590.50	57,825.92	2,612,020.19	.....	2,612,020.19
08H Military Department Rental and Lease	1,097,432.62	34,482.13	17,292.05	1,114,622.70	931.60	1,115,554.30
08K Problem Gambling	280,274.05	24,755.60	40,761.41	264,268.24	57.79	264,326.03
08M Small City Pavement and Sidewalk	735,763.27	77,094.00	496,182.07	316,675.20	.....	316,675.20
08R Waste Tire Removal	5,925,861.42	238,185.00	9,593.47	6,154,452.95	.....	6,154,452.95
094 Transportation Infrastructure	7,501,135.53	2,213.60	249,445.21	7,253,903.92	.....	7,253,903.92
095 Electrical License	8,867,236.83	1,628,339.17	1,673,914.03	8,821,661.97	8,766.77	8,830,428.74
096 Highway Infrastructure	2,351,067.52	691.30	448,203.00	1,903,555.82	.....	1,903,555.82
097 Recreational Vehicle	2,304,648.41	38,477.30	.....	2,343,125.71	.....	2,343,125.71
099 Puget Sound Capital Construction	10,661,695.21	20,286,025.58	2,869,932.99	28,077,787.80	5,923.53	28,083,711.33
09E Freight Mobility Investment	10,341,911.87	3,033.42	159,951.24	10,184,994.05	.....	10,184,994.05
09F High-Occupancy Toll Lanes Operations	2,580,959.64	742.58	(43,554.17)	2,625,256.39	97.36	2,625,353.75
09H Transportation Partnership	206,373,346.95	154,170,587.86	(12,390,413.31)	372,934,348.12	813,695.99	373,748,044.11
09M Aquatic Invasive Species Enforcement	376,655.94	1,678.00	12,546.10	365,787.84	.....	365,787.84
09N Aquatic Invasive Species Prevention	224,077.21	5,034.00	25,221.10	203,890.11	10.75	203,900.86
09P City-County Assistance	975,209.56	732,505.78	1,017.29	1,706,698.05	484.54	1,707,182.59
09T Washington Main Street Trust Fund	69,857.60	710.00	.....	70,567.60	.....	70,567.60
102 Rural Arterial Trust	14,813,429.04	1,602,218.60	1,407,575.19	15,008,072.45	118.28	15,008,190.73
104 State Wildlife	21,435,364.53	1,305,292.73	3,236,244.10	19,504,413.16	79,877.33	19,584,290.49
106 Highway Safety	14,066,210.64	18,873,697.54	8,596,801.80	24,343,106.38	463,929.09	24,807,035.47
107 Liquor Excise Tax	2,655,312.97	1,606,771.10	.....	4,262,084.07	.....	4,262,084.07
108 Motor Vehicle	146,695,132.01	57,729,849.60	54,663,722.59	149,761,259.02	3,475,109.68	153,236,368.70
109 Puget Sound Ferry Operations	49,089,910.54	13,072,614.09	18,411,744.72	43,750,779.91	338,781.17	44,089,561.08
10A Aquatic Algae Control	246,768.01	3,356.00	18,943.68	231,180.33	.....	231,180.33
10B Home Security Fund	5,869,382.40	1,253,440.56	1,537,331.35	5,585,491.61	26,040.30	5,611,531.91
10G Water Rights Tracking System	353,596.48	2,648.87	.....	356,245.35	.....	356,245.35
10H Job Development	.....	.....	.....	.....	.....	.....
110 Special Wildlife	3,567,369.70	8,439.60	41,249.93	3,534,559.37	32,558.79	3,567,118.16
111 Public Service Revolving	10,811,480.41	402,103.11	1,247,765.80	9,965,817.72	20,646.30	9,986,464.02

# RECEIPTS AND DISBURSEMENTS FOR TREASURY FUNDS

	February 1, 2015		February 2015		February 28, 2015		
	Beginning Book Balance		Plus Receipts	Less Disbursements	Ending Book Balance	Outstanding Warrants	Ending Cash Balance
<b>SPECIAL REVENUE FUNDS (Continued)</b>							
113 Common School Construction	\$ 49,134,375.58	\$ (3,019,035.22)	\$ 1,311,483.15	\$ 44,803,857.21	\$ 182.88	\$ 44,804,040.09	
116 Basic Data	38,020.00	.....	.....	38,020.00	.....	38,020.00	
119 Unemployment Compensation Administration	247,933.38	10,093,559.29	10,022,218.93	319,273.74	253,432.74	572,706.48	
11B Regional Mobility Grant Program	21,718,082.39	7,019.91	1,214,812.23	20,510,290.07	206,741.11	20,717,031.18	
11E Freight Mobility Multimodal	7,890,324.45	2,314.34	184,103.76	7,708,535.03	.....	7,708,535.03	
11H Forest and Fish Support	5,829,161.51	395,372.82	57,969.28	6,166,565.05	.....	6,166,565.05	
11K Washington Auto Theft Prevention Authority	965,079.13	514,491.89	557,023.50	922,547.52	49.55	922,597.07	
120 Administrative Contingency	31,983,612.20	555,992.29	3,912,770.88	28,626,833.61	115.25	28,626,948.86	
12C Affordable Housing For All	6,612,347.49	303,774.27	408,677.39	6,507,444.37	1,182.78	6,508,627.15	
12M Charitable Organization Education	1,036,280.79	30,790.00	10,632.05	1,056,438.74	3,111.05	1,059,549.79	
12T Traumatic Brain Injury	2,110,166.65	100,596.24	84,058.91	2,126,703.98	.....	2,126,703.98	
134 Employment Services Administrative	21,297,201.07	387.02	427,715.93	20,869,872.16	787.19	20,870,659.35	
138 Insurance Commissioner's Regulatory	18,039,173.56	36,265.44	2,061,292.14	16,014,146.86	9,921.68	16,024,068.54	
144 Transportation Improvement	43,370,638.30	7,903,086.94	6,785,175.38	44,488,549.86	2,916.10	44,491,465.96	
146 Firearms Range	921,679.34	22,191.00	6,558.44	937,311.90	27.00	937,338.90	
14A Wildlife Rehabilitation	493,092.69	13,201.08	3,966.06	502,327.71	.....	502,327.71	
14M Financial Fraud & ID Theft	514,834.59	26,284.00	1,508.52	539,610.07	.....	539,610.07	
14R Military Active State Service	.....	.....	.....	.....	.....	.....	
14V Ignition Interlock Device	616,459.14	226,400.00	20,057.71	822,801.43	.....	822,801.43	
150 Low-Income Weatherization/ Structural Rehabilitation Assistance	3,089,785.12	50,554.07	18,818.07	3,121,521.12	.....	3,121,521.12	
153 Rural Mobility Grant Program	4,396,467.63	1,373.92	609,330.87	3,788,510.68	25,323.50	3,813,834.18	
154 New Motor Vehicle Arbitration	1,788,224.20	46,647.00	36,036.16	1,798,835.04	.....	1,798,835.04	
158 Aquatic Land Dredged Material Disposal Site	321,145.47	0.26	1,303.04	319,842.69	.....	319,842.69	
159 Parks Improvement	948,393.55	4,350.62	1,256.34	951,487.83	45.48	951,533.31	
15H Cleanup Settlement	78,847,353.69	23,404.44	745,722.67	78,125,035.46	.....	78,125,035.46	
15M Biotoxin	432,980.68	20,435.23	102,022.88	351,393.03	510.00	351,903.03	
15P Energy Recovery Act	3,089,078.83	904.65	.....	3,089,983.48	.....	3,089,983.48	
160 Wood Stove Education and Enforcement	533,881.91	15,510.00	28,834.05	520,557.86	.....	520,557.86	
162 Farm Labor Contractor	47,623.23	2,100.00	.....	49,723.23	.....	49,723.23	
167 Natural Resources Conservation Areas Stewardship	284,636.68	1.32	719.12	283,918.88	.....	283,918.88	
16A Judicial Stabilization Trust	1,967,087.92	458,801.93	549,048.55	1,876,841.30	96,482.01	1,973,323.31	
16J SR 520 Corridor	25,211,901.61	62,457,911.28	63,377,203.37	24,292,609.52	2,051.42	24,294,660.94	
16M Appraisal Management Company	356,477.72	60.00	4,433.63	352,104.09	.....	352,104.09	
16P Marine Resources Stewardship Trust	1,232,300.88	424.97	61,361.36	1,171,364.49	7,512.84	1,178,877.33	
16W Hospital Safety Net Assessment	57,098,239.84	13,484,571.27	7,275,181.89	63,307,629.22	.....	63,307,629.22	
172 Basic Health Plan Trust	4,583.58	(17.00)	.....	4,566.58	272.00	4,838.58	
173 State Toxics Control	39,405,727.73	5,237,675.24	8,405,281.72	36,238,121.25	154,106.80	36,392,228.05	
174 Local Toxics Control	79,253,143.21	3,684,202.07	8,912,499.88	74,024,845.40	32,507.52	74,057,352.92	
176 Water Quality Permit	12,931,551.22	5,401,509.71	1,206,594.43	17,126,466.50	4,868.54	17,131,335.04	
17N Complete Streets Grant Program	.....	.....	.....	.....	.....	.....	

# RECEIPTS AND DISBURSEMENTS FOR TREASURY FUNDS

	February 1, 2015		February 2015		February 28, 2015		
	Beginning Book Balance		Plus Receipts	Less Disbursements	Ending Book Balance	Outstanding Warrants	Ending Cash Balance
<b>SPECIAL REVENUE FUNDS (Continued)</b>							
17P SR520 Civil Penalties	\$ 14,152,178.16		\$ 4,035.10	\$ (589,274.77)	\$ 14,745,488.03	\$ .....	\$ 14,745,488.03
17T Health Benefit Exchange	20,838,000.00		.....	2,550,179.74	18,287,820.26	.....	18,287,820.26
17W Limousine Carriers	12,645.91		803.00	.....	13,448.91	.....	13,448.91
182 Underground Storage Tank	975,308.94		99,502.85	103,226.01	971,585.78	300.00	971,885.78
186 County Arterial Preservation	1,323,608.48		1,167,213.74	1,240,976.58	1,249,845.64	1,588.27	1,251,433.91
18J Capital Vessel Replacement	7,583,584.00		1,535,445.34	.....	9,119,029.34	.....	9,119,029.34
18L Hydraulic Project Approval	42,565.66		22,350.00	18,417.36	46,498.30	900.00	47,398.30
18W Public Transportation Grant Program	.....		.....	.....	.....	.....	.....
199 Biosolids Permit	1,485,991.84		.....	52,523.14	1,433,468.70	323.00	1,433,791.70
19A Medicaid Fraud Penalty	12,836,600.44		1,959.10	448,001.93	12,390,557.61	205,060.89	12,595,618.50
19C Forest Practice Application	502,241.62		5.03	(37,203.50)	539,450.15	100.00	539,550.15
19G Environmental Legacy Stewardship	103,941,262.38		.....	7,962,133.65	95,979,128.73	416,367.56	96,395,496.29
19T DOL Technology Improvement and Data Management	.....		.....	.....	.....	.....	.....
200 Regional Fisheries Enhancement Salmonid Recovery	556,108.45		33,304.95	38,898.97	550,514.43	.....	550,514.43
201 Department of Licensing Services	1,365,376.95		227,245.55	171,772.52	1,420,849.98	19.88	1,420,869.86
202 Medical Test Site Licensure	(115,531.89)		8,966.75	215,494.23	(322,059.37)	40,175.00	(281,884.37)
203 Passenger Ferry	27.39		.....	.....	27.39	.....	27.39
204 Volunteer Fire Fighters' and Reserve Officers' Administrative	936,224.15		295.02	30,691.32	905,827.85	1,042.91	906,870.76
207 Hazardous Waste Assistance	2,017,490.62		2,078.46	206,312.27	1,813,256.81	312.77	1,813,569.58
20B Brownfield Redevelopment Trust Fund	.....		.....	.....	.....	.....	.....
20R Radioactive Mixed Waste	3,220,033.53		.....	515,021.44	2,705,012.09	1,513.18	2,706,525.27
215 Special Category C	4,255,673.95		(1,099,558.71)	.....	3,156,115.24	.....	3,156,115.24
216 Air Pollution Control	2,627,166.12		67,922.08	71,728.69	2,623,359.51	7,259.27	2,630,618.78
217 Oil Spill Prevention	4,458,377.43		5,573.79	255,720.53	4,208,230.69	178.78	4,208,409.47
218 Multimodal Transportation	69,433,862.95		5,442,256.44	22,036,740.25	52,839,379.14	110,261.40	52,949,640.54
222 Freshwater Aquatic Weeds	726,313.33		27,846.00	104,044.41	650,114.92	3.00	650,117.92
223 State Oil Spill Response	10,023,295.61		.....	(4,724.11)	10,028,019.72	.....	10,028,019.72
234 Public Works Administration	10,294,429.87		329,971.65	304,632.93	10,319,768.59	6,216.80	10,325,985.39
235 Youth Tobacco Prevention	850,521.23		43,106.14	7,334.08	886,293.29	4.50	886,297.79
237 Recreation Access Pass	844,685.71		237,547.39	60.00	1,082,173.10	50.00	1,082,223.10
260 University of Washington Operating Fees	.....		.....	.....	.....	.....	.....
262 Manufactured Home Installation Training	259,074.88		17,197.33	18,068.83	258,203.38	175.67	258,379.05
263 Community and Economic Development Fee	2,238,167.28		221,748.98	97,330.23	2,362,586.03	1,319.48	2,363,905.51
267 Recreation Resources	4,895,660.92		506,909.12	221,480.02	5,181,090.02	1,918.00	5,183,008.02
268 Nonhighway and Off-Road Vehicle Activities (NOVA) Program	5,384,437.35		369,375.32	121,191.60	5,632,621.07	1,068.41	5,633,689.48
269 Parks Renewal and Stewardship	28,838,600.51		3,451,125.31	4,093,025.37	28,196,700.45	115,391.38	28,312,091.83
271 Washington State University Operating Fees	.....		.....	.....	.....	.....	.....
275 Central Washington University Operating Fees	.....		.....	.....	.....	.....	.....
277 State Agency Parking	199,444.70		9,797.50	6,351.16	202,891.04	2,742.92	205,633.96
296 Columbia River Basin Water Supply Rev Recovery	1,258,649.24		369.20	.....	1,259,018.44	50.00	1,259,068.44

# RECEIPTS AND DISBURSEMENTS FOR TREASURY FUNDS

	February 1, 2015		February 2015		February 28, 2015		
	Beginning Book Balance	Plus Receipts	Less Disbursements	Ending Book Balance	Outstanding Warrants	Ending Cash Balance	
<b>SPECIAL REVENUE FUNDS (Continued)</b>							
315 Dedicated Marijuana Fund	\$ 13,330,500.87	\$ 4,663,856.98	\$ 516,869.05	\$ 17,477,488.80	\$ 22,592.07	\$ 17,500,080.87	
319 Public Health Supplemental	1,454,470.11	1,062.89	114,327.69	1,341,205.31	45,843.28	1,387,048.59	
404 State Treasurer's Service	8,531,143.19	1,274,472.54	686,312.72	9,119,303.01	2,129.10	9,121,432.11	
408 Coastal Protection	997,010.69	18,387.00	43,371.85	972,025.84	8,882.66	980,908.50	
441 Local Government Archives	1,471,513.81	281,475.50	210,260.90	1,542,728.41	52,235.30	1,594,963.71	
500 Perpetual Surveillance and Maintenance	45,119,646.78	16,217.79	.....	45,135,864.57	.....	45,135,864.57	
507 Oyster Reserve Land	624,098.69	184.55	19,431.78	604,851.46	4,494.10	609,345.56	
511 Tacoma Narrows Toll Bridge	15,442,756.85	(5,045,616.83)	(3,119,169.92)	13,516,309.94	1,338.21	13,517,648.15	
513 Derelict Vessel Removal	771,730.69	10,088.00	82,765.68	699,053.01	3,049.54	702,102.55	
532 Washington Housing Trust	12,477,852.28	410,066.53	199,220.33	12,688,698.48	82.80	12,688,781.28	
535 Alaskan Way Viaduct Replacement Project	.....	.....	.....	.....	.....	.....	
549 Election	4,707,807.61	1,470.08	84,275.23	4,625,002.46	.....	4,625,002.46	
550 Transportation 2003	85,463,877.60	56,879,401.48	43,332,050.97	99,011,228.11	12,814.34	99,024,042.45	
562 Skilled Nursing Facility Safety Net Trust	5,020,707.73	1,307.02	566,945.73	4,455,069.02	1,750.00	4,456,819.02	
564 Water Pollution Control Revolving Administration	327,217.35	98,478.74	66,870.42	358,825.67	.....	358,825.67	
566 Community Forest Trust	.....	.....	(1,000.00)	1,000.00	.....	1,000.00	
571 Multiuse Roadway Safety	25,201.45	1,327.29	.....	26,528.74	.....	26,528.74	
595 I-405 Express Toll Lanes Operations	2,020,425.75	592.61	.....	2,021,018.36	.....	2,021,018.36	
600 Department of Retirement Systems Expense	10,806,558.03	2,669,551.84	2,027,640.76	11,448,469.11	980.77	11,449,449.88	
689 Rural Washington Loan	10,275,403.31	3,013.95	411,323.09	9,867,094.17	.....	9,867,094.17	
727 Water Pollution Control Revolving	198,660,350.04	3,130,968.84	3,862,120.90	197,929,197.98	11,766.97	197,940,964.95	
733 Capitol Campus Reserve	(3,619,106.98)	214,416.67	(2,138.00)	(3,402,552.31)	.....	(3,402,552.31)	
777 Prostitution Prevention and Intervention	77,505.72	327.57	474.00	77,359.29	.....	77,359.29	
785 State Educational Trust Fund	5,214,329.42	24,189.17	760.24	5,237,758.35	256.29	5,238,014.64	
818 Youth Athletic Facility	184,975.34	54.25	.....	185,029.59	.....	185,029.59	
825 Tobacco Settlement	.....	.....	.....	.....	.....	.....	
874 OASI Revolving	143,166.69	0.37	10,582.66	132,584.40	.....	132,584.40	
887 Public Facilities Construction Loan Revolving	23,800,724.75	239,454.15	189,212.19	23,850,966.71	427.86	23,851,394.57	
888 Deferred Compensation Administrative	1,470,294.72	(49,012.34)	120,860.71	1,300,421.67	.....	1,300,421.67	
893 Radiation Perpetual Maintenance	335,102.20	98.29	.....	335,200.49	.....	335,200.49	
<b>TOTAL SPECIAL REVENUE FUNDS</b>	<b>\$ 2,305,125,303.86</b>	<b>\$ 533,239,747.51</b>	<b>\$ 361,984,158.24</b>	<b>\$ 2,476,380,893.13</b>	<b>\$ 12,906,491.27</b>	<b>\$ 2,489,287,384.40</b>	
<b>DEBT SERVICE FUNDS</b>							
303 Highway Bond Retirement	\$ 119,468,449.78	\$ 55,477,844.85	\$ 105,722,003.36	\$ 69,224,291.27	\$ .....	\$ 69,224,291.27	
304 Ferry Bond Retirement	3,826,668.72	1,750,693.82	.....	5,577,362.54	.....	5,577,362.54	
305 Transportation Improvement Board Bond Retirement	4,016,148.40	1,177.95	164,500.00	3,852,826.35	.....	3,852,826.35	
347 Washington State University Bond Retirement	18,722,612.66	2,032,572.33	(622,446.26)	21,377,631.25	.....	21,377,631.25	
348 University of Washington Bond Retirement	8,976,500.86	5,148,775.75	203,970.50	13,921,306.11	.....	13,921,306.11	
380 Debt-Limit General Fund Bond Retirement	4,600,000.00	539,247,192.49	542,740,413.70	1,106,778.79	.....	1,106,778.79	
381 Debt-Limit Reimbursable Bond Retirement	.....	399,410.72	399,405.62	5.10	.....	5.10	



# RECEIPTS AND DISBURSEMENTS FOR TREASURY FUNDS

		February 1, 2015	February 2015		February 28, 2015		
		Beginning Book Balance	Plus Receipts	Less Disbursements	Ending Book Balance	Outstanding Warrants	Ending Cash Balance
<b>DEBT SERVICE FUNDS (Continued)</b>							
382	Nondebt-Limit General Fund Bond Retirement	\$ .....	\$ .....	\$ .....	\$ .....	\$ .....	\$ .....
383	Nondebt-Limit Reimbursable Bond Retirement	.....	25,350,243.71	25,350,042.89	200.82	.....	200.82
384	Nondebt-Limit Proprietary Appropriated Bond Retirement	.....	.....	.....	.....	.....	.....
385	Nondebt-Limit Proprietary Nonappropriated Bond Retirement	.....	.....	.....	.....	.....	.....
386	Nondebt-Limit Revenue Bond Retirement	.....	.....	.....	.....	.....	.....
389	Toll Facility Bond Retirement	4,375,603.64	2,169,436.42	(19,547,837.50)	26,092,877.56	.....	26,092,877.56
<b>TOTAL DEBT SERVICE FUNDS</b>		<u>\$ 163,985,984.06</u>	<u>\$ 631,577,348.04</u>	<u>\$ 654,410,052.31</u>	<u>\$ 141,153,279.79</u>	<u>\$ .....</u>	<u>\$ 141,153,279.79</u>
<b>CAPITAL PROJECTS FUNDS</b>							
01L	Higher Education Construction	\$ .....	\$ .....	\$ .....	\$ .....	\$ .....	\$ .....
036	Capitol Building Construction	914,722.64	920.46	(401,355.67)	1,316,998.77	.....	1,316,998.77
056	State Higher Education Construction	2,307.94	0.67	.....	2,308.61	.....	2,308.61
057	State Building Construction	20,221,116.30	310,617,021.84	58,727,772.37	272,110,365.77	1,183,181.61	273,293,547.38
060	Community and Technical College Capital Projects	30,929,713.11	5,951,935.76	3,454,187.49	33,427,461.38	.....	33,427,461.38
061	Eastern Washington University Capital Projects	6,255,591.90	517,529.61	488,166.13	6,284,955.38	.....	6,284,955.38
062	Washington State University Building	2,610,715.01	364,426.55	1,500,241.70	1,474,899.86	.....	1,474,899.86
063	Central Washington University Capital Projects	2,065,788.08	239,348.39	(983.87)	2,306,120.34	.....	2,306,120.34
064	University of Washington Building	3,210,914.00	5,019,094.83	3,340,540.14	4,889,468.69	.....	4,889,468.69
065	Western Washington University Capital Projects	1,486,308.37	1,512,115.00	376,917.13	2,621,506.24	.....	2,621,506.24
066	The Evergreen State College Capital Projects	2,571,839.19	239,482.62	468,851.40	2,342,470.41	.....	2,342,470.41
075	State Social and Health Services Construction	5,371.39	(18.00)	.....	5,353.39	.....	5,353.39
245	Public Safety Reimbursable Bond	4.12	.....	.....	4.12	.....	4.12
246	Community and Technical College Forest Reserve	2,769,011.31	2.12	12,653.02	2,756,360.41	.....	2,756,360.41
289	Thurston County Capital Facilities	2,959,171.86	328,280.04	155,346.08	3,132,105.82	.....	3,132,105.82
357	Gardner-Evans Higher Education Construction	1,539,615.77	(4,169.40)	133,743.18	1,401,703.19	.....	1,401,703.19
364	Military Department Capital	3,918,055.66	.....	41,515.50	3,876,540.16	.....	3,876,540.16
<b>TOTAL CAPITAL PROJECTS FUNDS</b>		<u>\$ 81,460,246.65</u>	<u>\$ 324,785,970.49</u>	<u>\$ 68,297,594.60</u>	<u>\$ 337,948,622.54</u>	<u>\$ 1,183,181.61</u>	<u>\$ 339,131,804.15</u>
<b>PERMANENT FUNDS</b>							
04B	Natural Resources Real Property Replacement	\$ 14,124,157.22	\$ 4,147.55	\$ .....	\$ 14,128,304.77	\$ .....	\$ 14,128,304.77
601	Agricultural Permanent	91,332.57	.....	37,705.60	53,626.97	.....	53,626.97
603	Millersylvania Park Trust	5,375.88	1.58	.....	5,377.46	.....	5,377.46
604	Normal School Permanent	200,655.20	.....	91,997.88	108,657.32	.....	108,657.32
605	Permanent Common School	67,275.67	.....	5,421.09	61,854.58	.....	61,854.58
606	Scientific Permanent	410,529.42	.....	244,161.85	166,367.57	.....	166,367.57
607	State University Permanent	94,585.48	.....	(5,894.39)	100,479.87	.....	100,479.87
851	Developmental Disabilities Community Trust	336,653.97	98.74	.....	336,752.71	.....	336,752.71
<b>TOTAL PERMANENT FUNDS</b>		<u>\$ 15,330,565.41</u>	<u>\$ 4,247.87</u>	<u>\$ 373,392.03</u>	<u>\$ 14,961,421.25</u>	<u>\$ .....</u>	<u>\$ 14,961,421.25</u>
<b>ENTERPRISE FUNDS</b>							
401	Correctional Industries	\$ 9,858,483.45	\$ 5,327,373.87	\$ 6,291,457.24	\$ 8,894,400.08	\$ 247,442.52	\$ 9,141,842.60

# RECEIPTS AND DISBURSEMENTS FOR TREASURY FUNDS

		February 1, 2015	February 2015		February 28, 2015		
		Beginning Book Balance	Plus Receipts	Less Disbursements	Ending Book Balance	Outstanding Warrants	Ending Cash Balance
<b>ENTERPRISE FUNDS (Continued)</b>							
407	Secretary of State's Revolving	\$ 7,860,727.80	\$ 502,873.81	\$ 393,110.38	\$ 7,970,491.23	\$ 4,793.28	\$ 7,975,284.51
578	Lottery Administrative	241,366.23	1,200,764.00	1,329,435.11	112,695.12	20,675.76	133,370.88
608	Accident	8,302,999.15	201,032,757.80	207,760,987.90	1,574,769.05	13,847,224.60	15,421,993.65
609	Medical Aid	4,158,290.03	138,856,898.23	141,844,364.14	1,170,824.12	4,415,024.89	5,585,849.01
610	Accident Reserve	1,284,754.28	47,443,738.53	48,181,033.36	547,459.45	1,205,040.33	1,752,499.78
881	Supplemental Pension	2,371,067.78	107,800,157.68	109,362,711.10	808,514.36	1,509,962.26	2,318,476.62
883	Second Injury	64,054,417.22	1,314,599.32	65,174.30	65,303,842.24	2,253.81	65,306,096.05
<b>TOTAL ENTERPRISE FUNDS</b>		<u>\$ 98,132,105.94</u>	<u>\$ 503,479,163.24</u>	<u>\$ 515,228,273.53</u>	<u>\$ 86,382,995.65</u>	<u>\$ 21,252,417.45</u>	<u>\$ 107,635,413.10</u>
<b>INTERNAL SERVICE FUNDS</b>							
006	Public Records Efficiency, Preservation & Access	\$ 1,735,983.74	\$ 378,115.59	\$ 212,072.53	\$ 1,902,026.80	\$ .....	\$ 1,902,026.80
405	Legal Services Revolving	18,425,494.56	9,059,345.08	9,906,467.66	17,578,371.98	86,873.81	17,665,245.79
410	Transportation Equipment	20,400,588.29	3,465,584.16	1,027,005.05	22,839,167.40	71,034.31	22,910,201.71
415	Personnel Service	3,606,803.95	8,553.62	385,521.53	3,229,836.04	1,091.32	3,230,927.36
418	State Health Care Authority Administrative	23,617.78	1,526,434.00	876,839.02	673,212.76	5,301.33	678,514.09
455	Higher Education Personnel Service	395,907.33	44,131.10	79,523.95	360,514.48	172.04	360,686.52
483	Auditing Services Revolving	915,003.58	732,808.94	547,742.94	1,100,069.58	1,965.16	1,102,034.74
484	Administrative Hearings Revolving	91,419.24	1,434,810.28	1,453,656.83	72,572.69	33,074.40	105,647.09
<b>TOTAL INTERNAL SERVICE FUNDS</b>		<u>\$ 45,594,818.47</u>	<u>\$ 16,649,782.77</u>	<u>\$ 14,488,829.51</u>	<u>\$ 47,755,771.73</u>	<u>\$ 199,512.37</u>	<u>\$ 47,955,284.10</u>
<b>PENSION TRUST FUNDS</b>							
614	Volunteer Firefighters' Relief and Pension Principal	\$ 14,878,469.73	\$ 254,208.46	\$ 990,706.87	\$ 14,141,971.32	\$ 69,947.11	\$ 14,211,918.43
615	State Patrol - Plan 1	845,353.93	4,944,181.05	4,993,054.67	796,480.31	9,738.88	806,219.19
616	Judges' Retirement	703,579.06	214.98	37,023.52	666,770.52	.....	666,770.52
630	State Patrol - Plan 2	284,601.84	495,447.11	435,270.54	344,778.41	15,210.18	359,988.59
631	Public Employees' Retirement System Plan 1	13,085,711.12	140,506,066.99	141,809,777.50	11,782,000.61	380,070.60	12,162,071.21
632	Teachers' Retirement System Plan 1	8,632,854.65	94,593,168.49	94,140,994.80	9,085,028.34	197,650.61	9,282,678.95
633	School Employees' Retirement System Combined Plan 2 & 3	3,211,027.57	37,387,451.17	37,459,997.53	3,138,481.21	105,688.06	3,244,169.27
635	Public Safety Employees Retirement System Plan 2	406,213.12	3,131,665.97	3,252,680.33	285,198.76	102,392.59	387,591.35
641	Public Employees' Retirement System Combined Plan 2 & 3	9,264,698.74	149,203,600.39	149,340,768.71	9,127,530.42	1,057,040.74	10,184,571.16
642	Teachers' Retirement System Combined Plan 2 and 3	5,672,199.72	102,884,243.08	102,815,541.64	5,740,901.16	108,463.76	5,849,364.92
722	Deferred Compensation Principal	5,155,648.95	36,121,817.39	36,426,949.80	4,850,516.54	16.66	4,850,533.20
729	Judicial Retirement Principal	9,890.46	58,985.91	58,962.03	9,914.34	.....	9,914.34
819	LEOFFS Plan 1 Retirement	3,779,987.00	29,917,652.63	30,194,785.95	3,502,853.68	153,784.40	3,656,638.08
829	LEOFFS Plan 2 Retirement	3,081,608.32	35,611,062.37	35,849,715.59	2,842,955.10	181,079.41	3,024,034.51
882	Washington Judicial Retirement System	7,689,473.23	2,251.47	807,915.60	6,883,809.10	7,827.54	6,891,636.64
<b>TOTAL PENSION TRUST FUNDS</b>		<u>\$ 76,701,317.44</u>	<u>\$ 635,112,017.46</u>	<u>\$ 638,614,145.08</u>	<u>\$ 73,199,189.82</u>	<u>\$ 2,388,910.54</u>	<u>\$ 75,588,100.36</u>
<b>AGENCY FUNDS</b>							
01P	Suspense	\$ 19,719,641.95	\$ 6,670,853.86	\$ 13,372,862.11	\$ 13,017,633.70	\$ 282,807.39	\$ 13,300,441.09
01R	Undistributed Receipts	249,664.01	(165,297.49)	.....	84,366.52	.....	84,366.52

# RECEIPTS AND DISBURSEMENTS FOR TREASURY FUNDS

	February 1, 2015	February 2015		February 28, 2015		
	Beginning Book Balance	Plus Receipts	Less Disbursements	Ending Book Balance	Outstanding Warrants	Ending Cash Balance
<b>AGENCY FUNDS (Continued)</b>						
01T Local Leasehold Excise Tax	\$ 1,778,952.58	\$ (240.80)	\$ 778,340.75	\$ 1,000,371.03	\$ .....	\$ 1,000,371.03
034 Local Sales and Use Tax	.....	.....	.....	.....	.....	.....
035 State Payroll Revolving	7,174,708.57	377,705,242.19	368,838,736.71	16,041,214.05	2,827,132.34	18,868,346.39
165 Salary Reduction	3,638,769.07	2,370,525.68	2,786,084.79	3,223,209.96	.....	3,223,209.96
768 Local Real Estate Excise Tax	.....	118,227.10	118,227.10	.....	.....	.....
795 State Investment Board Commingled Monthly Bond	.....	.....	.....	.....	.....	.....
865 State Investment Board Commingled Trust	.....	609,692.77	609,692.77	.....	.....	.....
877 OASI Contribution	.....	.....	.....	.....	.....	.....
<b>TOTAL AGENCY FUNDS</b>	<b>\$ 32,561,736.18</b>	<b>\$ 387,309,003.31</b>	<b>\$ 386,503,944.23</b>	<b>\$ 33,366,795.26</b>	<b>\$ 3,109,939.73</b>	<b>\$ 36,476,734.99</b>
<b>TOTAL TREASURY FUNDS</b>	<b>\$ 3,087,484,527.82</b>	<b>\$ 5,682,121,102.70</b>	<b>\$ 5,611,389,800.34</b>	<b>\$ 3,158,215,830.18</b>	<b>\$ 74,062,600.26</b>	<b>\$ 3,232,278,430.44</b>

# RECEIPTS AND DISBURSEMENTS FOR TREASURER'S TRUST FUNDS

	February 1, 2015		February 2015		February 28, 2015	
	Beginning Book Balance	Plus Receipts	Less Disbursements	Ending Book Balance	Outstanding Warrants	Ending Cash Balance
<b>GENERAL FUND</b>						
06N Local Tax Administration	\$ .....	\$ .....	\$ .....	\$ .....	\$ .....	\$ .....
07F Commercial Fisheries Buyback	.....	.....	.....	.....	.....	.....
08B Foster Care Endowed Scholarship Trust	15,311.38	4.49	.....	15,315.87	.....	15,315.87
08E Individual Development Account Program	50,033.90	4,016.91	1,400.00	52,650.81	.....	52,650.81
08N State Financial Aid	57,554,351.14	14,434,337.05	34,753,624.70	37,235,063.49	8,921.04	37,243,984.53
08T Transportation Innovative Partnership	.....	.....	.....	.....	.....	.....
10L Health Insurance Partnership	.....	.....	.....	.....	.....	.....
10V Invasive Species Council	.....	.....	.....	.....	.....	.....
10W Family and Medical Leave Enforcement	.....	.....	.....	.....	.....	.....
11M Poet Laureate	115.55	.....	.....	115.55	.....	115.55
11R Hospital Infection Control Grant	.....	.....	.....	.....	.....	.....
12L Outdoor Education and Recreation Prog	42,103.42	.....	.....	42,103.42	.....	42,103.42
12P Geoduck Aquaculture Research	83,401.46	.....	9,131.38	74,270.08	.....	74,270.08
131 Fair	2,089,084.99	613.71	3,791.58	2,085,907.12	.....	2,085,907.12
132 State Trade Fair	.....	.....	.....	.....	.....	.....
14F Family Leave Insurance	390,317.22	114.48	.....	390,431.70	.....	390,431.70
14N Legislative Oral History	7,370.70	.....	.....	7,370.70	.....	7,370.70
14P Skeletal Human Remains Assistance	360,077.97	.....	6,278.57	353,799.40	.....	353,799.40
15B Food Animal Vet Scholarship	.....	.....	.....	.....	.....	.....
15G Prev/Reduce Owner-Occupied Foreclosure Program	.....	.....	.....	.....	.....	.....
15N Business Assistance	.....	.....	.....	.....	.....	.....
16F Washington State Flag	410.96	.....	.....	410.96	.....	410.96
16K Mortgage Recovery	.....	.....	.....	.....	.....	.....
16R Multiagency Permitting Team	78,579.55	18,873.10	12,854.05	84,598.60	12,854.05	97,452.65
17R Aerospace Training Student Loan	3,108,726.70	31,636.58	24,000.00	3,116,363.28	.....	3,116,363.28
18C Native Education Public-Private Partnership	.....	.....	.....	.....	.....	.....
18F High School Completion	.....	.....	.....	.....	.....	.....
18G Opportunity Scholarship Match Transfer	354,000.00	.....	.....	354,000.00	.....	354,000.00
18N Damage Prevention	7,000.00	.....	.....	7,000.00	.....	7,000.00
18P Shelter to Housing Project	19,123.19	.....	34.68	19,088.51	.....	19,088.51
18V Science, Technology, Engineering and Math Education Lighthouse	.....	.....	.....	.....	.....	.....
19J Universal Communications Services	1,726,088.00	.....	.....	1,726,088.00	.....	1,726,088.00
290 Savings Incentive	3,909,538.42	.....	116.54	3,909,421.88	.....	3,909,421.88
490 Regional Transportation Investment District	.....	.....	.....	.....	.....	.....
514 Agricultural Conservation Easements	.....	.....	.....	.....	.....	.....
534 Washington Graduate Fellowship Trust	489.80	.....	.....	489.80	.....	489.80
551 Homeless Families Services	124,634.31	.....	.....	124,634.31	.....	124,634.31
552 Conservation Assistance Revolving	482,018.97	.....	.....	482,018.97	129.08	482,148.05
646 Higher Ed Retirement Plan Supplemental Benefit	15,608.52	1,043,265.70	1,037,000.00	21,874.22	.....	21,874.22
653 Washington Distinguished Professorship Trust	.....	.....	.....	.....	.....	.....

# RECEIPTS AND DISBURSEMENTS FOR TREASURER'S TRUST FUNDS

	February 1, 2015		February 2015		February 28, 2015		
	Beginning Book Balance		Plus Receipts	Less Disbursements	Ending Book Balance	Outstanding Warrants	Ending Cash Balance
<b>GENERAL FUND (Continued)</b>							
743 College Faculty Awards Trust	\$ 186.14	\$ .....	\$ .....	\$ .....	\$ 186.14	\$ .....	\$ 186.14
747 Health Professional Loan Repayment & Scholarship Program	3,394,366.07	.....	3,055.70	70,354.23	3,327,067.54	.....	3,327,067.54
748 Higher Education Coord. Board for Innovation and Quality	.....	.....	.....	.....	.....	.....	.....
781 Cross-State Trail	473.10	.....	.....	.....	473.10	.....	473.10
793 Health Insurance Pool	.....	.....	.....	.....	.....	.....	.....
817 Stadium and Exhibition Center Construction	.....	.....	.....	.....	.....	.....	.....
835 Four Year Student Child Care in Higher Education	58,913.02	.....	.....	23,345.00	35,568.02	.....	35,568.02
837 Washington's Promise Scholarship	7.85	.....	.....	.....	7.85	.....	7.85
<b>TOTAL GENERAL FUND</b>	<b>\$ 73,872,332.33</b>	<b>\$ 15,535,917.72</b>	<b>\$ 35,941,930.73</b>	<b>\$ 53,466,319.32</b>	<b>\$ 21,904.17</b>	<b>\$ 53,488,223.49</b>	
<b>SPECIAL REVENUE FUNDS</b>							
01F Crime Victims' Compensation	\$ 3,436,081.42	\$ 54,481.06	\$ .....	\$ .....	\$ 3,490,562.48	\$ .....	\$ 3,490,562.48
025 Pilotage	1,409,259.80	33,644.34	44,192.11	.....	1,398,712.03	.....	1,398,712.03
03K Industrial Insurance Premium Refund	3,374,702.24	1,027,129.36	543,299.29	.....	3,858,532.31	1,709.72	3,860,242.03
04F Real Estate Education Program	861,661.98	5,895.27	875.38	.....	866,681.87	.....	866,681.87
06H Oral History, State Library, and Archives	28,964.33	4,062.71	3,816.94	.....	29,210.10	53.76	29,263.86
06J Securities Prosecution	633,945.10	3,575.00	926.92	.....	636,593.18	6,364.15	642,957.33
07A Mortgage Lending Fraud Prosecution	567,187.78	17,305.40	40,189.00	.....	544,304.18	80,378.00	624,682.18
07B Organ and Tissue Donation Awareness	203,828.44	25,829.99	144,114.44	.....	85,543.99	.....	85,543.99
07E Contract Harvesting Revolving	5,200,529.73	1,446.03	(40,011.46)	.....	5,241,987.22	.....	5,241,987.22
07J "Helping Kids Speak"	3,119.68	2,688.01	.....	.....	5,807.69	.....	5,807.69
07K Special License Plate Applicant Trust	.....	.....	.....	.....	.....	.....	.....
07L Legislative International Trade	3,638.67	.....	153.70	.....	3,484.97	.....	3,484.97
07N Produce Railcar Pool	90,728.46	26.61	.....	.....	90,755.07	.....	90,755.07
07T Commemorative Works	3,238.63	0.95	.....	.....	3,239.58	.....	3,239.58
07V Fish and Wildlife Enforcement Reward	567,210.13	45,442.30	600.00	.....	612,052.43	20.00	612,072.43
08C Gonzaga University Alumni Association	4,175.37	3,049.67	.....	.....	7,225.04	.....	7,225.04
08F Lighthouse Environmental Programs	10,336.65	7,912.32	.....	.....	18,248.97	.....	18,248.97
08J Prescription Drug Consortium	54,129.73	.....	.....	.....	54,129.73	.....	54,129.73
08L "Ski & Ride Washington"	4,222.55	3,026.33	.....	.....	7,248.88	.....	7,248.88
08P State Parks Education and Enhancement	511,636.85	8,731.34	8,755.07	.....	511,613.12	.....	511,613.12
08V Veterans Stewardship	966,206.77	15,531.97	27,216.39	.....	954,522.35	47.46	954,569.81
08W "Washington's National Park Fund"	13,113.23	11,414.66	.....	.....	24,527.89	.....	24,527.89
098 Eastern Washington Pheasant Enhancement	346,992.23	5,306.91	1,107.00	.....	351,192.14	.....	351,192.14
09A We Love Our Pets	11,027.24	5,133.33	.....	.....	16,160.57	.....	16,160.57
09B Boating Safety Education Certification	504,671.85	9,895.00	11,567.10	.....	502,999.75	70.00	503,069.75
09J Washington Coastal Crab Pot Buoy Tag	120,638.29	625.00	337.50	.....	120,925.79	.....	120,925.79
09K Life Sciences Discovery	21,044,648.57	6,293.45	449,682.85	.....	20,601,259.17	.....	20,601,259.17
09L Nursing Resource Center	57,774.87	47,185.00	486.44	.....	104,473.43	15.00	104,488.43
10F "Share the Road"	24,609.71	7,959.00	.....	.....	32,568.71	.....	32,568.71

# RECEIPTS AND DISBURSEMENTS FOR TREASURER'S TRUST FUNDS

	February 1, 2015		February 2015		February 28, 2015		
	Beginning Book Balance		Plus Receipts	Less Disbursements	Ending Book Balance	Outstanding Warrants	Ending Cash Balance
<b>SPECIAL REVENUE FUNDS (Continued)</b>							
11A Employment Training Finance	\$ 1,305,234.44		\$ 11,292.51	\$ .....	\$ 1,316,526.95	\$ .....	\$ 1,316,526.95
11J Electronic Products Recycling	602,770.07		1,450.00	19,355.33	584,864.74	59.23	584,923.97
11P Large On-Site Sewage Systems	.....		.....	.....	.....	.....	.....
11V Veteran Estate Management	8,363.68		32,397.59	25,274.15	15,487.12	7,500.00	22,987.12
126 Agricultural Local	17,265,190.40		2,527,102.33	2,206,786.39	17,585,506.34	98,730.36	17,684,236.70
128 Grain Inspection Revolving	6,745,839.56		872,891.13	879,049.93	6,739,680.76	7,959.30	6,747,640.06
12E Assisted Living Facility Management	620,637.08		.....	(3,631.15)	624,268.23	.....	624,268.23
12F Manufactured/Mobile Home Dispute Resol	2,091,014.28		69,766.12	36,959.76	2,123,820.64	.....	2,123,820.64
12G Rockfish Research	481,872.25		4,048.50	37,812.69	448,108.06	.....	448,108.06
12H Uniformed Service Shared Leave Pool	665,053.66		1,337.26	(14,150.95)	680,541.87	.....	680,541.87
12N Get Ready For Math & Science Schlarshp	24,198.77		178.37	.....	24,377.14	.....	24,377.14
133 Children's Trust	466,883.30		3,054.53	1,516.39	468,421.44	.....	468,421.44
14E Washington State Heritage Center	595,419.31		290,053.30	279,459.11	606,013.50	57,956.71	663,970.21
14J Ambulatory Surgical Facility	268,160.03		5,925.00	95,125.40	178,959.63	35,719.00	214,678.63
14W Reduced Cigarette Ignition Propensity	338,008.90		3,851.33	4,045.23	337,815.00	35.00	337,850.00
151 Chief Joseph Recreation Development	6.35		.....	.....	6.35	.....	6.35
15A Transitional Housing Oper & Rent	2,659,855.27		.....	398,832.24	2,261,023.03	.....	2,261,023.03
15L Annual Property Revaluation Grant	390.00		(390.00)	.....	.....	.....	.....
15T Broadband Mapping	(0.08)		.....	(128.00)	127.92	.....	127.92
15V Funeral and Cemetery	626,805.77		335,635.78	52,102.14	910,339.41	1,171.26	911,510.67
15W Guaranteed Asset Protection Waiver	17,000.00		.....	.....	17,000.00	.....	17,000.00
163 Worker and Community Right to Know	3,044,453.27		61,258.88	159,080.82	2,946,631.33	5,325.39	2,951,956.72
169 Horse Racing Commission Operating	830,820.21		234,681.51	68,640.90	996,860.82	130.00	996,990.82
16B Landscape Architects' License	199,678.24		13,460.00	9,705.29	203,432.95	.....	203,432.95
16E Spec Forest Products Outreach/Education	748.58		.....	.....	748.58	.....	748.58
16G Universal Vaccine Purchase	5,974,329.45		5,325,098.84	2,256,736.54	9,042,691.75	.....	9,042,691.75
16H Columbia River Salmon/Steelhead Stamp	1,205,199.19		17,820.00	139,516.27	1,083,502.92	1,636.06	1,085,138.98
16L Accessible Communities	413,664.94		9,176.48	4,013.68	418,827.74	.....	418,827.74
16N Disabled Veterans Assistance	.....		.....	.....	.....	.....	.....
16T Product Stewardship Programs	201,232.14		.....	6,709.14	194,523.00	.....	194,523.00
17H WA Global Health Technologies Product Development	2.06		.....	.....	2.06	.....	2.06
17L Foreclosure Fairness	2,251,782.24		168,500.00	59,274.76	2,361,007.48	.....	2,361,007.48
17M Individual-Based/Portable Background Check Clearance	250,744.77		7,324.41	26,898.17	231,171.01	438.00	231,609.01
17V Volunteer Firefighters	5,021.33		2,744.00	.....	7,765.33	.....	7,765.33
180 Local Government Administrative Hearings	161,230.75		.....	1,992.00	159,238.75	.....	159,238.75
189 Clarke-McNary	.....		.....	.....	.....	.....	.....
18A Investing In Innovation	1,127,777.78		.....	38,391.81	1,089,385.97	.....	1,089,385.97
18E Educator Certification Processing	1,091,169.91		141,311.00	123,097.34	1,109,383.57	69.00	1,109,452.57
18M Music Matters Awareness	3,975.99		3,714.66	.....	7,690.65	.....	7,690.65
18R Seattle Sounders FC	4,713.33		4,703.99	.....	9,417.32	.....	9,417.32

# RECEIPTS AND DISBURSEMENTS FOR TREASURER'S TRUST FUNDS

	February 1, 2015		February 2015		February 28, 2015		
	Beginning Book Balance		Plus Receipts	Less Disbursements	Ending Book Balance	Outstanding Warrants	Ending Cash Balance
<b>SPECIAL REVENUE FUNDS (Continued)</b>							
190 Forest Fire Protection Assessment	\$ 4,459,696.54	\$	132.39	\$ 1,034,240.56	\$ 3,425,588.37	\$ 42,505.99	\$ 3,468,094.36
193 State Forest Nursery Revolving	1,005,609.58		34.42	258,757.19	746,886.81	29,455.65	776,342.46
195 Energy	0.22				0.22		0.22
197 Statute Law Committee Publications	814,696.54		19,674.96	6,555.36	827,816.14		827,816.14
198 Access Road Revolving	4,416,493.47		113.85	(73,575.01)	4,490,182.33	3,691.29	4,493,873.62
19B School for the Blind	460,792.05		442,479.20	138,992.27	764,278.98	351.13	764,630.11
19E 4-H Program	290.67		532.00		822.67		822.67
19F Seattle Seahawks	49,667.30		47,301.30		96,968.60		96,968.60
19H Center for Childhood Deafness and Hearing Loss	46,581.42		28,697.72		75,279.14		75,279.14
19M Seattle University	1,624.00		569.33		2,193.33		2,193.33
19W Wolf-Livestock Conflict	250,000.00				250,000.00		250,000.00
205 Mobile Home Park Relocation	1,066,727.56		28,102.02	7,312.81	1,087,516.77		1,087,516.77
206 Cost of Supervision	302,524.36		103,818.05	24,006.51	382,335.90	1,630.52	383,966.42
209 Regional Fisheries Enhancement Group	1,538,420.19		11,634.91	65,321.09	1,484,734.01		1,484,734.01
20A State Flower	1,820.00		868.00	700.00	1,988.00		1,988.00
210 Fire Protection Contractor License	809,299.82		21,328.94	68,985.27	761,643.49	236.26	761,879.75
213 Veterans' Emblem	15,397.45		483.00	235,872.82	(219,992.37)		(219,992.37)
214 Temporary Worker Housing	172,604.84		23,386.00	205.99	195,784.85		195,784.85
219 Air Operating Permit	495,883.86		645,887.24	112,259.36	1,029,511.74		1,029,511.74
225 Fingerprint Identification	4,379,199.48		781,227.38	889,231.05	4,271,195.81	(196.55)	4,270,999.26
259 Coastal Crab	104,437.80		740.00	1,012.17	104,165.63		104,165.63
274 Adult Family Home	855,570.89			(5,894.71)	861,465.60		861,465.60
281 Impaired Driving Safety	(12,375.21)		152,334.00	160.02	139,798.77	65.52	139,864.29
283 Juvenile Accountability Incentive	352,384.65		110.91	72,541.04	279,954.52	1,525.00	281,479.52
294 Sea Cucumber Dive Fishery	2,877.82				2,877.82		2,877.82
295 Sea Urchin Dive Fishery	1,418.06				1,418.06		1,418.06
297 Pipeline Safety	(396,569.36)		35,947.00	167,971.64	(528,594.00)	4,888.84	(523,705.16)
298 Geologists'	435,222.17		12,945.00	18,950.12	429,217.05	650.00	429,867.05
300 Financial Services Regulation	15,863,925.73		3,064,216.73	1,988,595.00	16,939,547.46	20,718.69	16,960,266.15
320 Puget Sound Crab Pot Buoy Tag	32,110.16		125.00		32,235.16		32,235.16
328 Crim Justice Training Commis Firing Range Maintenance	30,078.00				30,078.00		30,078.00
416 Surplus and Donated Food Commodities Revolving	2,922,860.45		1,641,895.71	1,638,547.21	2,926,208.95	40,038.70	2,966,247.65
424 Anti-Trust Revolving	1,170,868.10		28,000.00	136,706.67	1,062,161.43	121.36	1,062,282.79
480 Financial Education Public-Private Partnership	31,970.82			71.00	31,899.82		31,899.82
485 Horse Racing Owners' Bonus/Breeder Awards	38,779.91		81.89	952.73	37,909.07	5,389.12	43,298.19
495 Toll Collection	10,166,030.15		10,341,160.19	10,304,612.92	10,202,577.42	24,694.85	10,227,272.27
496 Future Teachers Conditional Scholarship	2,522,227.69		12,532.27	12,400.10	2,522,359.86	50.00	2,522,409.86
497 Horse Racing Commission Class C Purse Fund	81,595.95		5,204.12	651.26	86,148.81	651.26	86,800.07
498 Washington State Council of Fire Fighters Benevolent	11,907.69		9,445.33		21,353.02		21,353.02
499 Law Enforcement Memorial	43,396.06		23,461.65		66,857.71		66,857.71

# RECEIPTS AND DISBURSEMENTS FOR TREASURER'S TRUST FUNDS

	February 1, 2015		February 2015		February 28, 2015		
	Beginning Book Balance		Plus Receipts	Less Disbursements	Ending Book Balance	Outstanding Warrants	Ending Cash Balance
<b>SPECIAL REVENUE FUNDS (Continued)</b>							
501 Liquor Revolving	\$ 33,028,861.40		\$ 5,668,626.34	\$ 2,913,538.86	\$ 35,783,948.88	\$ 91,939.32	\$ 35,875,888.20
503 Tuition Recovery	4,114,523.51		14,266.87	3,784.43	4,125,005.95	.....	4,125,005.95
515 DNA Data Base	996,729.02		33,322.00	13,712.08	1,016,338.94	.....	1,016,338.94
516 Fruit and Vegetable Inspection	4,685,554.94		1,491,997.94	1,267,327.67	4,910,225.21	55,820.16	4,966,045.37
536 Federal Food Service Revolving	2,213,573.83		4,281,882.64	4,316,442.62	2,179,013.85	22,531.26	2,201,545.11
553 Performance Audits of Government	7,152,576.59		1,351,130.99	1,217,797.65	7,285,909.93	1,704.16	7,287,614.09
561 Community Technical College Innovation	23,042,547.99		456,922.41	1,285,642.31	22,213,828.09	.....	22,213,828.09
687 Rural Rehabilitation	266,489.84		78.16	.....	266,568.00	.....	266,568.00
688 Federal Local Rail Service Assistance	76,877.98		34.75	.....	76,912.73	.....	76,912.73
731 Child Care Facility Revolving	928,583.50		11,365.35	971.26	938,977.59	.....	938,977.59
732 Nursing Home Civil Penalties	938,174.60		.....	.....	938,174.60	.....	938,174.60
746 Hanford Area Economic Investment	106,264.36		5,861.34	.....	112,125.70	.....	112,125.70
749 Governor's Interagency Committee of State Employed Women	41,658.21		.....	920.97	40,737.24	.....	40,737.24
761 Basic Health Plan Subscription	250,744.09		.....	.....	250,744.09	.....	250,744.09
763 Center for the Improvement of Student Learning	37,629.68		.....	.....	37,629.68	.....	37,629.68
773 Commission on Higher Ed Prof Student Ex Program	51,200.00		.....	.....	51,200.00	.....	51,200.00
774 University of Washington License Plate	13,778.31		20,803.97	.....	34,582.28	.....	34,582.28
776 Washington State University License Plate	44,540.97		41,906.66	44,540.97	41,906.66	.....	41,906.66
778 Western Washington University License Plate	3,752.00		1,507.34	.....	5,259.34	.....	5,259.34
779 Eastern Washington University License Plate	11,308.15		2,445.34	.....	13,753.49	.....	13,753.49
780 School Zone Safety Account	245,036.97		37,900.92	51.45	282,886.44	.....	282,886.44
783 Central Washington University License Plate	1,644.99		1,318.33	.....	2,963.32	.....	2,963.32
784 Miscellaneous Transportation Programs	(2,406,775.01)		20,569,784.19	26,081,606.55	(7,918,597.37)	1,066,614.41	(6,851,982.96)
786 The Evergreen State College License Plate	8,379.37		403.67	.....	8,783.04	.....	8,783.04
789 Advanced Environmental Mitigation Revolving	1,720,027.65		(23,549.70)	.....	1,696,477.95	.....	1,696,477.95
816 Stadium and Exhibition Center	24,274,480.04		1,845,045.11	.....	26,119,525.15	.....	26,119,525.15
821 Impaired Physician	275,034.53		150,450.00	127,261.37	298,223.16	600.00	298,823.16
823 Livestock Nutrient Management	51,347.92		.....	1,727.89	49,620.03	.....	49,620.03
833 Developmental Disabilities Endowment Trust	1,377,677.45		203,571.96	190,547.96	1,390,701.45	54,498.69	1,445,200.14
834 Capitol Furnishings Preservation Committee	65,964.58		6,065.44	.....	72,030.02	.....	72,030.02
878 Federal Forest Revolving	890.14		2,139,650.45	2,140,540.33	0.26	.....	0.26
880 Advance Right-of-Way Revolving	7,545,572.58		253,841.21	.....	7,799,413.79	.....	7,799,413.79
884 Gambling Revolving	5,160,609.38		607,052.93	1,055,410.11	4,712,252.20	8,866.78	4,721,118.98
885 Plumbing Certificate	331,644.31		77,243.82	66,541.48	342,346.65	6.46	342,353.11
892 Pressure Systems Safety	1,070,643.62		138,427.79	164,010.06	1,045,061.35	1,452.82	1,046,514.17
<b>TOTAL SPECIAL REVENUE FUNDS</b>	<b>\$ 263,881,121.89</b>		<b>\$ 68,375,807.26</b>	<b>\$ 66,148,292.51</b>	<b>\$ 266,108,636.64</b>	<b>\$ 1,785,889.09</b>	<b>\$ 267,894,525.73</b>
<b>PERMANENT FUNDS</b>							
842 American Indian Scholarship Endowment	\$ 293,742.94		\$ 436.15	\$ .....	\$ 294,179.09	\$ .....	\$ 294,179.09



# RECEIPTS AND DISBURSEMENTS FOR TREASURER'S TRUST FUNDS

		February 1, 2015	February 2015		February 28, 2015		
		Beginning Book Balance	Plus Receipts	Less Disbursements	Ending Book Balance	Outstanding Warrants	Ending Cash Balance
<b>PERMANENT FUNDS (Continued)</b>							
852	Foster Care Scholarship Endowment	\$ 3,610.21	\$ 1.06	\$ .....	\$ 3,611.27	\$ .....	\$ 3,611.27
<b>TOTAL PERMANENT FUNDS</b>		<b>\$ 297,353.15</b>	<b>\$ 437.21</b>	<b>\$ .....</b>	<b>\$ 297,790.36</b>	<b>\$ .....</b>	<b>\$ 297,790.36</b>
<b>ENTERPRISE FUNDS</b>							
413	Municipal Revolving	\$ 4,877,621.33	\$ 1,216,266.27	\$ 1,856,010.13	\$ 4,237,877.47	\$ 5,539.58	\$ 4,243,417.05
442	Legislative Gift Center	63,574.38	27,994.60	13,919.84	77,649.14	1,076.24	78,725.38
445	Self-Insured Emplr Overpymt Reimb	663,306.07	.....	.....	663,306.07	.....	663,306.07
446	Industrial Insurance Rainy Day Fund	.....	.....	.....	.....	.....	.....
449	Certificates of Participation and Other Financing - Local	100,264.19	766,262.65	766,269.70	100,257.14	.....	100,257.14
470	Imaging	196,100.34	29,855.56	29,955.56	196,000.34	.....	196,000.34
477	Lottery Investment	.....	.....	.....	.....	.....	.....
543	Judicial Information Systems	18,840,022.79	1,364,391.05	2,648,923.25	17,555,490.59	151,714.82	17,707,205.41
544	Pollution Liability Insurance Program Trust	25,821,376.01	45,810.00	376,864.59	25,490,321.42	2,781.24	25,493,102.66
545	Heating Oil Pollution Liability Trust	150,936.65	66,909.56	105,739.34	112,106.87	309.02	112,415.89
788	Advanced College Tuition Payment Program	1,153,070.88	20,828,144.52	20,418,528.85	1,562,686.55	1,474,151.26	3,036,837.81
<b>TOTAL ENTERPRISE FUNDS</b>		<b>\$ 51,866,272.64</b>	<b>\$ 24,345,634.21</b>	<b>\$ 26,216,211.26</b>	<b>\$ 49,995,695.59</b>	<b>\$ 1,635,572.16</b>	<b>\$ 51,631,267.75</b>
<b>INTERNAL SERVICE FUNDS</b>							
12V	PEBB Medical Benefits Admin	\$ .....	\$ .....	\$ .....	\$ .....	\$ .....	\$ .....
411	Natural Resources Equipment	2,027,204.84	286.71	566,231.50	1,461,260.05	27,596.89	1,488,856.94
419	Data Processing Revolving	4,084,543.65	13,101,892.33	18,258,518.50	(1,072,082.52)	962,927.22	(109,155.30)
421	Education Technology Revolving	5,943,408.78	1,999,819.80	3,317.64	7,939,910.94	.....	7,939,910.94
422	General Administration Services	1,987,772.79	12,861,347.78	14,082,062.01	767,058.56	265,961.95	1,033,020.51
436	OFM Labor Relations Service	2,862,243.23	.....	238,858.40	2,623,384.83	.....	2,623,384.83
438	Uniform Dental Plan Benefits Administration	3,570.98	508,416.00	496,348.23	15,638.75	.....	15,638.75
439	Uniform Medical Plan Benefits Administration	1,073,603.75	3,636,408.00	3,926,055.37	783,956.38	.....	783,956.38
444	Fish & Wildlife Equipment	306,843.99	63,787.97	43,972.25	326,659.71	462.30	327,122.01
453	Minority and Women's Business Enterprises	748,744.95	205,008.36	171,889.36	781,863.95	5.00	781,868.95
471	State Patrol Nonappropriated Airplane Revolving	312,613.10	1,722.95	9,776.66	304,559.39	1,815.53	306,374.92
546	Risk Management	1,437,207.61	657,106.93	211,271.67	1,883,042.87	.....	1,883,042.87
547	Liability	85,002,339.91	100,132.30	3,354,849.30	81,747,622.91	249,960.30	81,997,583.21
721	Public Employees' and Retirees' Insurance	236,864,585.59	132,155,324.41	127,152,373.18	241,867,536.82	1,562,409.95	243,429,946.77
730	Public Employees' and Retirees' Insurance Reserve	143,256,131.99	(7,264,981.11)	.....	135,991,150.88	.....	135,991,150.88
739	Certificates of Participation and Other Financing - State	376,897.07	2,030,556.35	2,031,432.81	376,020.61	225.00	376,245.61
<b>TOTAL INTERNAL SERVICE FUNDS</b>		<b>\$ 486,287,712.23</b>	<b>\$ 160,056,828.78</b>	<b>\$ 170,546,956.88</b>	<b>\$ 475,797,584.13</b>	<b>\$ 3,071,364.14</b>	<b>\$ 478,868,948.27</b>
<b>PRIVATE PURPOSE FUNDS</b>							
196	Unclaimed Personal Property	\$ 7,159,336.62	\$ 3,269,031.81	\$ 6,629,418.15	\$ 3,798,950.28	\$ 4,186,479.24	\$ 7,985,429.52
738	Department of Social and Health Services Trust	53,654.52	.....	.....	53,654.52	.....	53,654.52
<b>TOTAL PRIVATE PURPOSE FUNDS</b>		<b>\$ 7,212,991.14</b>	<b>\$ 3,269,031.81</b>	<b>\$ 6,629,418.15</b>	<b>\$ 3,852,604.80</b>	<b>\$ 4,186,479.24</b>	<b>\$ 8,039,084.04</b>

## RECEIPTS AND DISBURSEMENTS FOR TREASURER'S TRUST FUNDS

	February 1, 2015	February 2015		February 28, 2015		
	Beginning Book Balance	Plus Receipts	Less Disbursements	Ending Book Balance	Outstanding Warrants	Ending Cash Balance
<b>AGENCY FUNDS</b>						
16C Real Estate/Property Tax Admin Assistance	\$ 40,497.50	\$ 40,850.00	\$ 40,887.50	\$ 40,460.00	\$ .....	\$ 40,460.00
17A County Enhanced 911 Excise Tax	6,010,078.15	5,730,785.90	6,016,428.43	5,724,435.62	.....	5,724,435.62
525 Washington State Combined Fund Drive	615,087.48	367,078.61	10,282.63	971,883.46	25,397.19	997,280.65
660 Natural Resources Deposit	9,617,258.34	28,168,201.83	27,311,070.96	10,474,389.21	381,840.62	10,856,229.83
734 Centennial Document Preservation and Modernization	1,703,892.87	248,681.20	.....	1,952,574.07	.....	1,952,574.07
737 High Occupancy Vehicle	.....	.....	.....	.....	.....	.....
757 Maritime Historic Restoration and Preservation	2,625.13	232.00	.....	2,857.13	.....	2,857.13
797 Local Tourism Promotion	557,378.50	538,725.25	569,376.00	526,727.75	.....	526,727.75
<b>TOTAL AGENCY FUNDS</b>	<b>\$ 18,546,817.97</b>	<b>\$ 35,094,554.79</b>	<b>\$ 33,948,045.52</b>	<b>\$ 19,693,327.24</b>	<b>\$ 407,237.81</b>	<b>\$ 20,100,565.05</b>
<b>TOTAL TREASURER'S TRUST FUNDS</b>	<b>\$ 901,964,601.35</b>	<b>\$ 306,678,211.78</b>	<b>\$ 339,430,855.05</b>	<b>\$ 869,211,958.08</b>	<b>\$ 11,108,446.61</b>	<b>\$ 880,320,404.69</b>

# INVESTMENT STATEMENT & INVESTMENT INTEREST INCOME AND CAPITAL GAINS

## INVESTMENT STATEMENT

Fund / Account	February 1, 2015	Purchased	Maturities & Sales	Amortization	February 28, 2015
<b>Treasury &amp; Treasurer's Trust</b>					
Investments (trade date basis)	\$ 4,028,591,095.87	\$ 2,438,663,538.37	\$ 2,389,549,022.80	\$ (699,219.38)	\$ 4,077,006,392.06
Reverse Repurchase Agreements	.....	.....	.....	.....	.....
Purchased Accrued Interest	931,923.53	494,992.30	564,644.53	.....	862,271.30
<b>Total Treasury &amp; Treasurer's Trust</b>	<b>\$ 4,029,523,019.40</b>	<b>\$ 2,439,158,530.67</b>	<b>\$ 2,390,113,667.33</b>	<b>\$ (699,219.38)</b>	<b>\$ 4,077,868,663.36</b>
<b>Local Government Investment Pool</b>					
Investments (trade date basis)	\$ 8,583,664,066.81	\$ 32,439,965,191.11	\$ 32,427,015,793.79	\$ 374,493.41	\$ 8,596,987,957.54
Reverse Repurchase Agreements	.....	.....	.....	.....	.....
Purchased Accrued Interest	.....	3,316.67	.....	.....	3,316.67
<b>Total Local Government Investment Pool</b>	<b>\$ 8,583,664,066.81</b>	<b>\$ 32,439,968,507.78</b>	<b>\$ 32,427,015,793.79</b>	<b>\$ 374,493.41</b>	<b>\$ 8,596,991,274.21</b>
<b>Total All Accounts</b>	<b>\$ 12,613,187,086.21</b>	<b>\$ 34,879,127,038.45</b>	<b>\$ 34,817,129,461.12</b>	<b>\$ (324,725.97)</b>	<b>\$ 12,674,859,937.57</b>

## INVESTMENT INTEREST INCOME AND CAPITAL GAINS CURRENT MONTH AND FISCAL YEAR TO DATE COMPARISON

Fund / Account	February 2015	February 2014	Fiscal Year 2015	Fiscal Year 2014
<b>Treasury &amp; Treasurer's Trust</b>				
Cash	\$ 1,441,458.03	\$ 1,649,372.78	\$ 18,813,361.39	\$ 16,699,719.10
Custody Bank Fees	(4,615.64)	(18,615.88)	(36,874.65)	(50,810.91)
Other Bank Fees	(8,431.11)	(17,579.83)	(94,127.84)	(119,220.02)
Amortization	(699,219.38)	(1,110,938.24)	(6,219,351.06)	(8,317,327.36)
Accrued Interest	1,684,003.72	964,672.35	5,049,720.62	3,134,602.06
Gains and Losses	145,397.49	152,955.09	1,409,227.10	1,723,034.11
<b>Total Treasury &amp; Treasurer's Trust</b>	<b>\$ 2,558,593.11</b>	<b>\$ 1,619,866.27</b>	<b>\$ 18,921,955.56</b>	<b>\$ 13,069,996.98</b>
<b>Local Government Investment Pool</b>				
Cash	\$ 567,946.13	\$ 352,206.88	\$ 3,513,852.52	\$ 3,968,212.15
Amortization	374,493.41	413,061.53	3,368,642.05	3,793,921.42
Accrued Interest	(639.25)	59,122.48	(34,956.78)	(159,989.03)
Gains and Losses	35,598.30	40,243.98	449,162.63	793,025.31
<b>Total Local Government Investment Pool</b>	<b>\$ 977,398.59</b>	<b>\$ 864,634.87</b>	<b>\$ 7,296,700.42</b>	<b>\$ 8,395,169.85</b>
<b>Total All Accounts</b>	<b>\$ 3,535,991.70</b>	<b>\$ 2,484,501.14</b>	<b>\$ 26,218,655.98</b>	<b>\$ 21,465,166.83</b>



JAMES L. McINTIRE  
STATE TREASURER  
PO BOX 40200  
OLYMPIA WA 98504-0200

---

