



**Washington State
Treasurer's
Monthly Report**

February 2016



**JAMES L. McINTIRE
State Treasurer**

In accordance with the Americans with Disabilities Act, this publication will be made available in alternate formats upon request to the Office of the State Treasurer, Legislative Building, 2nd Floor, Olympia, Washington 98504-0200, telephone (360) 902-9000, fax (360) 902-9037 or TTY Users Call: 7-1-1.
Web Site: <http://tre.wa.gov>.

TABLE OF CONTENTS

	<i>Page</i>
State Treasurer’s Letter	1
General Fund	2
Treasury, Treasurer’s Trust and Local Government Investment Pool Flow Chart	3
Treasury & Treasurer’s Trust, Treasury and Treasurer’s Trust Charts	4
General Fund and Local Government Investment Pool Charts	5
Receipts and Disbursements for the State Treasury	6
Receipts and Disbursements for Trust Funds	16
Investment Statement & Investment Interest Income and Capital Gains	23



JAMES L. McINTIRE,
State Treasurer

State of Washington
Office of the Treasurer
Legislative Building
P.O. Box 40200
Olympia, Washington 98504-0200

(360) 902-9000 • TTY 7-1-1
FAX (360) 902-9037
Home Page <http://tre.wa.gov>

Fellow Washingtonians,

I am pleased to report on the operations of the Office of the State Treasurer for the month of February 2016. At the close of the month, the Treasury & Treasurer's Trust book balance was \$4.8 billion with investment earnings distributed for the month of \$3.0 million.

Sincerely,

A handwritten signature in cursive script that reads "James L. McIntire".

James L McIntire
Washington State Treasurer

GENERAL FUND

GENERAL FUND CURRENT MONTH AND FISCAL YEAR TO DATE COMPARISON (In Millions)

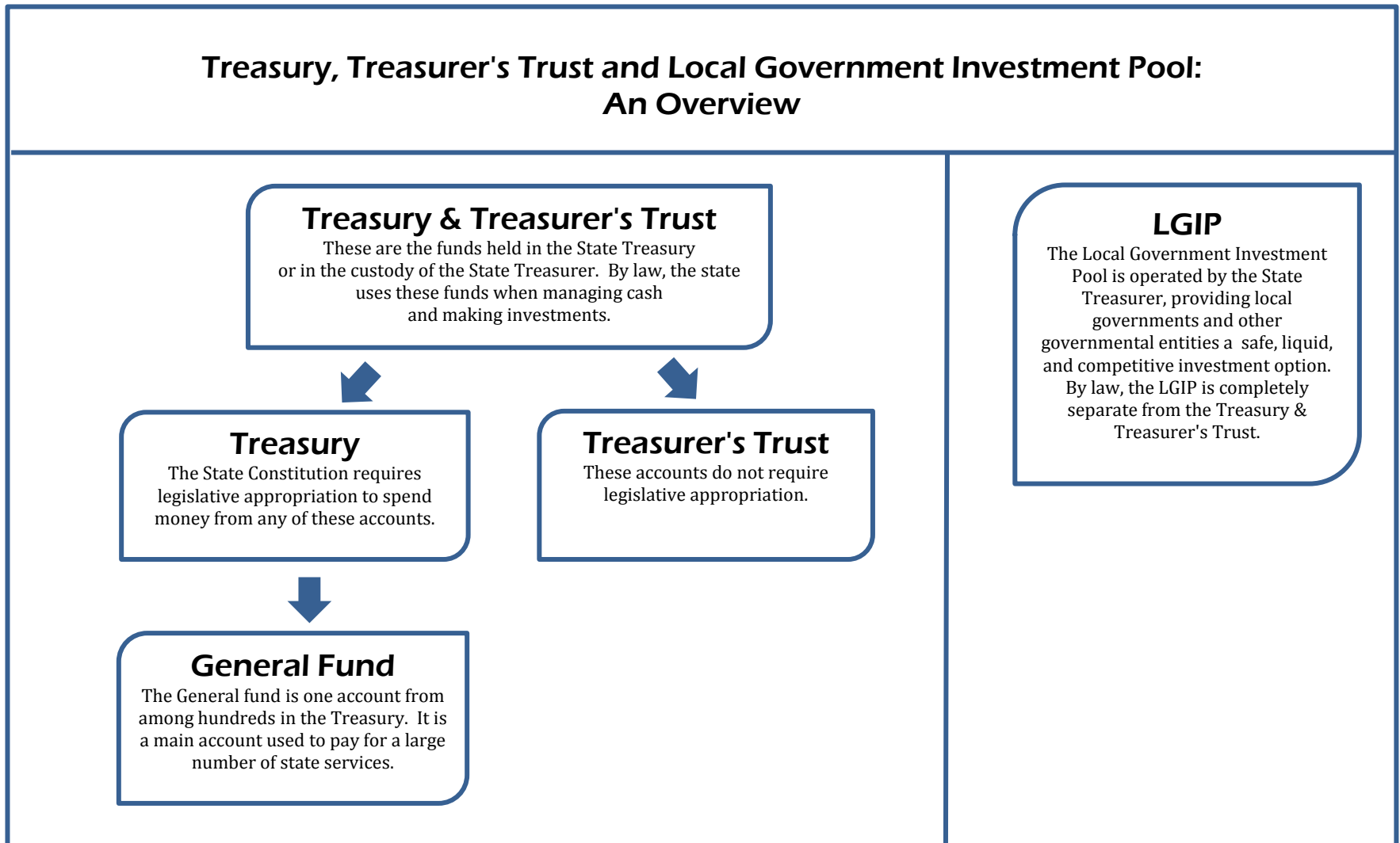
	Month of February		Fiscal Year to Date	
	2016	2015	2016	2015
Beginning Book Balance	\$ 391.940	\$ (241.565)	\$ 1,001.142	\$ 401.227
Cash Revenue	2,373.737	2,135.494	18,414.472	18,054.092
Other Cash Receipts	229.029	404.529	3,774.222	3,920.625
Total Cash Receipts	<u>\$ 2,602.766</u>	<u>\$ 2,540.023</u>	<u>\$ 22,188.694</u>	<u>\$ 21,974.717</u>
Total Cash Disbursements	<u>\$ 3,099.202</u>	<u>\$ 2,920.840</u>	<u>\$ 23,294.332</u>	<u>\$ 22,998.326</u>
Ending Book Balance	<u>\$ (104.496)</u>	<u>\$ (622.382)</u>	<u>\$ (104.496)</u>	<u>\$ (622.382)</u>
Cash Revenue				
Bond Retirement & Interest	\$ 0.000	\$ 0.000	\$ (0.282)	\$ (0.313)
Secretary of State	2.869	2.158	23.607	21.630
Department of Revenue:				
Retail Sales Tax	724.231	669.399	5,903.460	5,562.109
Business & Occupation Tax	278.935	300.228	2,397.810	2,332.431
Compensating Tax	48.717	41.401	425.831	403.439
Cigarette Tax	26.556	23.319	229.368	266.279
Public Utility Tax	43.700	43.024	257.011	258.408
Various Other Revenue	51.835	66.730	444.217	451.030
Insurance Commission	47.109	26.901	298.437	274.567
Liquor Control Board	2.723	2.161	45.350	52.757
Department of Licensing:				
Excise Tax – Other	0.013	0.011	0.108	0.105
Various Other Revenue	0.479	0.375	6.203	6.302
Department of Social & Health Services	8.275	(0.720)	60.979	63.588
Universities & Colleges	0.117	0.078	0.119	0.226
Treasurer's Transfers	0.907	1.035	(73.676)	(69.888)
Counties:				
Property Tax	5.502	7.157	955.198	934.519
Real Estate Excise Tax	65.825	50.194	604.193	475.014
Various Other Revenue	4.041	4.277	38.496	38.630
Federal Grants-In-Aid (All Agencies)	1,035.476	904.293	6,537.363	6,717.516
Revenues Distributed to Local Governments	(0.268)	(0.257)	(3.898)	(3.702)
Other Agencies' Cash Revenue	26.695	(6.270)	264.578	269.445
Total Cash Revenue	<u>\$ 2,373.737</u>	<u>\$ 2,135.494</u>	<u>\$ 18,414.472</u>	<u>\$ 18,054.092</u>

Source: Agency Financial Reporting System (AFRS).

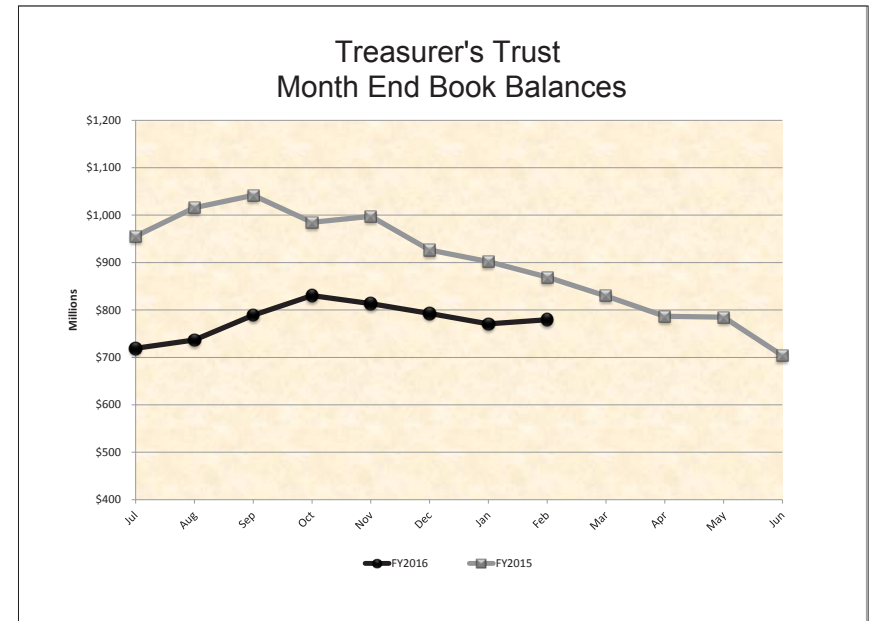
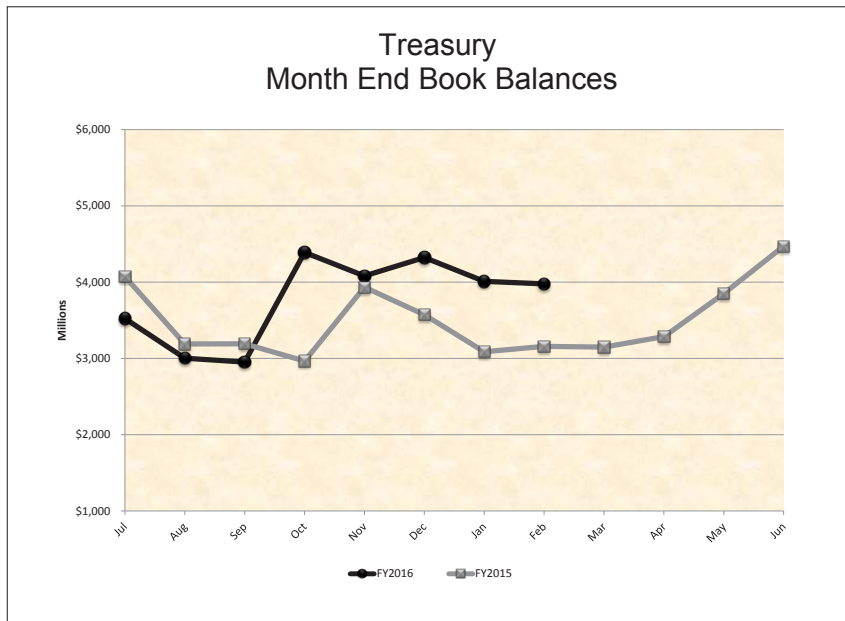
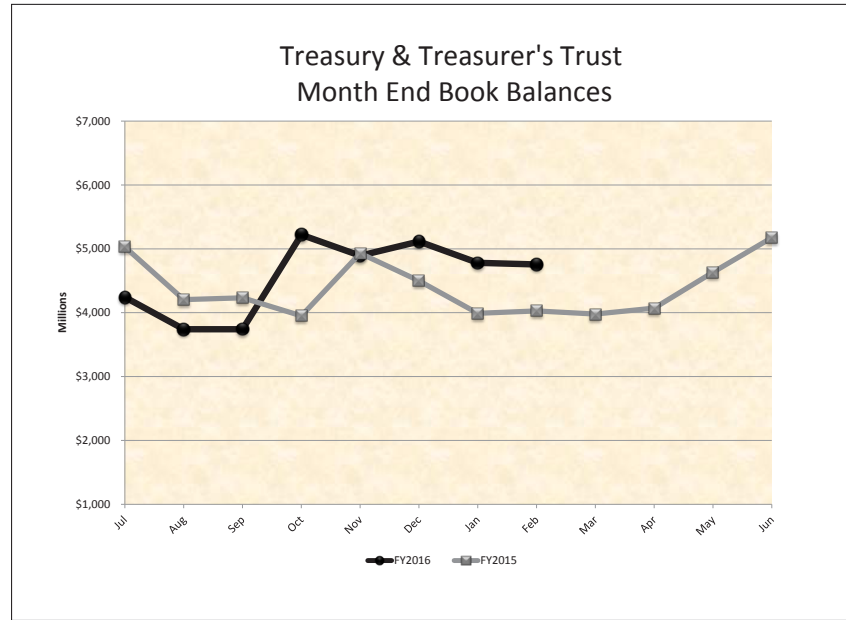
TREASURY, TREASURER'S TRUST AND LGIP FLOW CHART

The State Treasurer is charged with the cash management of public funds, which includes two categories of state funds and accounts: (1) funds and accounts located in the state treasury, which are subject to legislative appropriation; and (2) Treasurer's trust funds, which are accounts placed in the custody of the State Treasurer, and not typically subject to legislative appropriation. Funds within these accounts are comingled for investment and cash management purposes.

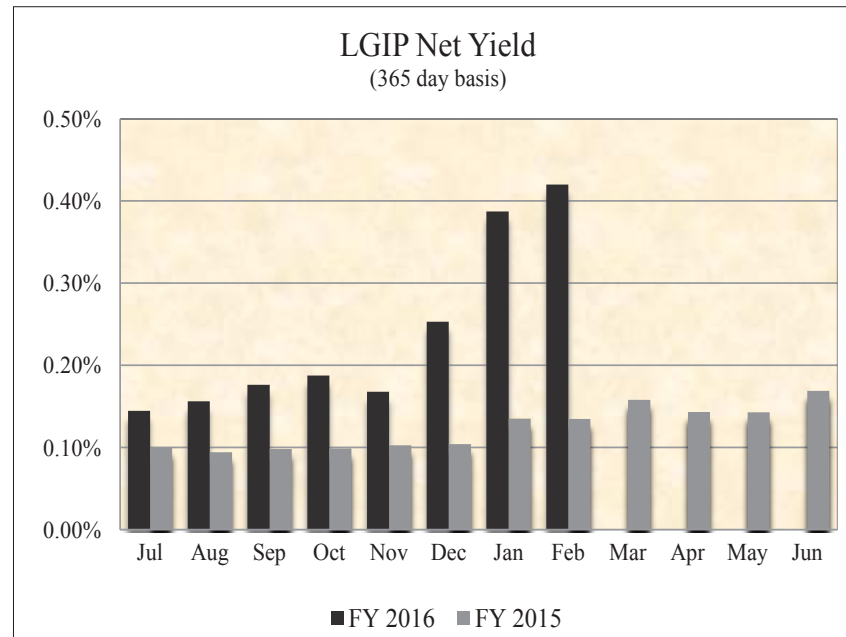
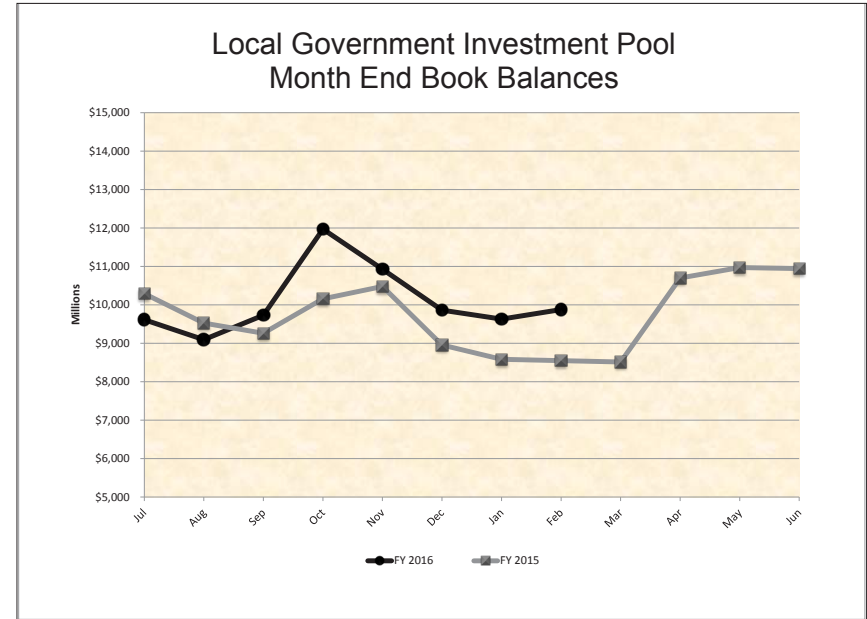
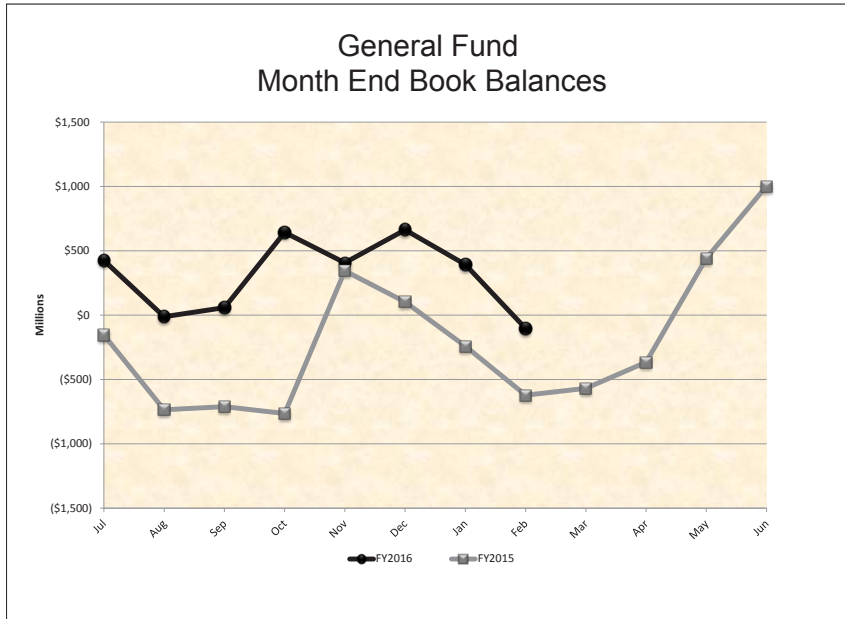
This flow chart describes the structure of the Treasury and Treasurer's Trust Accounts. Month end balances of these accounts are shown on pages 4 and 5.



TREASURY & TREASURER'S TRUST AND TREASURY AND TREASURER'S TRUST CHART



GENERAL FUND AND LOCAL GOVERNMENT INVESTMENT POOL CHARTS



RECEIPTS AND DISBURSEMENTS FOR TREASURY FUNDS

		February 1, 2016	February 2016		February 29, 2016		
		Beginning Book Balance	Plus Receipts	Less Disbursements	Ending Book Balance	Outstanding Warrants	Ending Cash Balance
GENERAL FUND							
001	General	\$ 391,940,164.08	\$ 2,602,766,100.48	\$ 3,099,202,134.88	\$ (104,495,870.32)	\$ 29,456,547.72	\$ (75,039,322.60)
018	Millersylvania Park Current	5,210.50	5,210.50	5,210.50
01E	Geothermal	159.89	159.89	159.89
01N	Institutional Impact	19,144.72	19,144.72	19,144.72
02P	Flood Control Assistance	2,262,513.17	54,672.79	2,207,840.38	253.58	2,208,093.96
031	State Investment Board Expense	2,442,685.83	1,834,938.04	1,592,313.34	2,685,310.53	90,520.09	2,775,830.62
032	State Emergency Water Projects Revolving	221,616.92	221,616.92	221,616.92
03A	Excess Earnings
03L	County Criminal Justice Assistance	1,675,146.80	3,391.48	93,205.96	1,585,332.32	183.86	1,585,516.18
03M	Municipal Criminal Justice Assistance	364,887.41	1,248.11	26,611.21	339,524.31	73.52	339,597.83
04L	Public Health Services	6.14	6.14	6.14
051	State and Local Improvements Revolving	26,744.33	26,744.33	26,744.33
055	State & Local Improve Revolving (Waste Disp Facilities, 1980)	2,639.01	2,639.01	2,639.01
05C	Criminal Justice Treatment	9,974,672.71	(1,512.24)	643,907.48	9,329,252.99	35,221.76	9,364,474.75
05M	Tourism Development and Promotion
070	Outdoor Recreation	(1,463,729.08)	6,470,000.00	430,942.42	4,575,328.50	4,575,328.50
072	State & Local Improve Revolving (Water Supply Facilities)	824,440.27	13,501.63	810,938.64	810,938.64
09C	Farmlands Preservation	1,100,177.57	89,435.51	2,198.58	1,187,414.50	1,187,414.50
09G	Riparian Protection	595,744.92	1,560,000.00	15,107.51	2,140,637.41	2,140,637.41
09R	Economic Development Strategic Reserve	3,079,410.62	127,291.62	2,952,119.00	2,952,119.00
10K	Veterans Innovation Program	103,740.40	103,740.40	103,740.40
10P	Columbia River Basin Water Supply Development	13,490,310.44	8,003,497.78	10,028,566.00	11,465,242.22	80.44	11,465,322.66
10R	Energy Freedom	1,686,206.54	549.75	55,337.43	1,631,418.86	1,631,418.86
10T	Hood Canal Aquatic Rehabilitation Bond	(2,541.81)	(2,541.81)	(2,541.81)
11F	Reinvesting in Youth	5.98	5.98	5.98
11N	Heritage Barn Preservation
11W	Water Quality Capital	34,227.10	34,227.10	34,227.10
125	Site Closure	27,151,880.54	88,540.25	13,693.83	27,226,726.96	27,226,726.96
12B	Green Energy Incentive
12J	Boating Activities	10,000.00	10,000.00	10,000.00
12K	Puget Sound Scientific Research
12R	Independent Youth Housing
12W	Veterans Conservation Corps
14B	Budget Stabilization	519,829,244.96	174,347.01	3,816.44	519,999,775.53	1,189.84	520,000,965.37
14C	Puget Sound Recovery
14H	Community Preservation & Development Auth	8,750.00	8,750.00	8,750.00
14L	Streamlined Sales & Use Tax Mitigation	14,684,471.21	14,684,471.21	14,684,471.21
15C	WA Community Tech Opportunity
15F	Local Public Safety Enhancement
15J	Building Communities

RECEIPTS AND DISBURSEMENTS FOR TREASURY FUNDS

		February 1, 2016	February 2016		February 29, 2016		
		Beginning Book Balance	Plus Receipts	Less Disbursements	Ending Book Balance	Outstanding Warrants	Ending Cash Balance
GENERAL FUND (Continued)							
15K	Columbia River Water Delivery	\$ 16,173.66	\$ (173.00)	\$	\$ 16,000.66	\$	\$ 16,000.66
15R	Evergreen Job Training
16V	Water Rights Processing	444,456.90	1,995.79	442,461.11	442,461.11
177	Judicial Retirement Administrative
17C	Opportunity Express Account	62,171.42	62,171.42	62,171.42
17E	State Efficiency and Restructuring
17F	Washington Opportunity Pathways	51,546,188.57	35,441,884.46	10,825,405.11	76,162,667.92	76,162,667.92
17K	Basic Health Plan Stabilization
18H	Opportunity Expansion	6,000,326.64	6,000,326.64	6,000,326.64
18T	Child and Family Reinvestment	2,303,960.64	494.35	2,303,466.29	988.69	2,304,454.98
19K	Yakima Integrated Plan Implementation
19L	Charter Schools Oversight
19N	Diesel Idle Reduction
20C	Yakima Integrated Plan Implementation Taxable Bond
20F	Invest in Washington
20L	Early Start
244	Habitat Conservation	(332,572.79)	8,095,786.76	900,389.37	6,862,824.60	6,862,824.60
253	Education Construction	7,106,893.16	2,380.74	7,109,273.90	7,109,273.90
285	Growth Management Planning and Environmental Review
291	Education Savings
355	State Taxable Building Construction	14,893,186.02	4,861,187.17	10,031,998.85	10,031,998.85
359	School Constr & Skill Ctrs Bldg	626,534.43	626,534.43	626,534.43
489	Pension Funding Stabilization
548	LEOFF System Plan 2 Expense	62,249.46	109,398.83	99,351.45	72,296.84	72,296.84
563	Columbia River Crossing Project
565	Yakima Integrated Plan Implementation Revenue Recovery
828	Tobacco Prevention and Control	1,742,393.65	584.37	24,002.31	1,718,975.71	1,718,975.71
830	Agricultural College Trust Management	1,440,401.30	67,227.33	1,373,173.97	1,054.89	1,374,228.86
TOTAL GENERAL FUND		\$ 1,075,980,294.23	\$ 2,664,640,398.33	\$ 3,129,083,354.00	\$ 611,537,338.56	\$ 29,586,114.39	\$ 641,123,452.95
SPECIAL REVENUE FUNDS							
002	Hospital Data Collection	\$ 71,933.52	\$ 4.00	\$ 12,712.51	\$ 59,225.01	\$ 4.00	\$ 59,229.01
003	Architects' License	864,742.19	24,731.66	41,733.36	847,740.49	286.12	848,026.61
007	Winter Recreational Program	1,504,989.16	471,330.21	201,260.19	1,775,059.18	16,900.81	1,791,959.99
014	Forest Development	9,155,313.68	202.27	(801,350.78)	9,956,866.73	21,809.81	9,978,676.54
01B	ORV & Non-Highway Vehicle Account	1,276,502.71	274,676.79	185,369.59	1,365,809.91	3,394.55	1,369,204.46
01M	Snowmobile	3,901,746.06	220,342.93	604,175.25	3,517,913.74	64,581.17	3,582,494.91
024	Professional Engineers'	2,063,980.13	170,343.00	114,888.06	2,119,435.07	2,469.86	2,121,904.93
026	Real Estate Commission	4,488,003.69	358,857.31	359,139.45	4,487,721.55	6,817.43	4,494,538.98
027	Reclamation	3,505,055.04	74,094.37	212,346.09	3,366,803.32	5,731.75	3,372,535.07

RECEIPTS AND DISBURSEMENTS FOR TREASURY FUNDS

		February 1, 2016	February 2016		February 29, 2016		
		Beginning Book Balance	Plus Receipts	Less Disbursements	Ending Book Balance	Outstanding Warrants	Ending Cash Balance
SPECIAL REVENUE FUNDS (Continued)							
02A	Surveys and Maps	\$ 1,030,518.90	\$ 41,712.44	\$ 31,819.95	\$ 1,040,411.39	\$ 576.57	\$ 1,040,987.96
02G	Health Professions	23,116,395.05	4,208,294.94	5,003,259.72	22,321,430.27	56,517.66	22,377,947.93
02H	Business Enterprises Revolving	589,664.73	72,655.64	111,754.95	550,565.42	1,192.49	551,757.91
02J	Certified Public Accountants'	3,158,486.93	209,510.00	123,392.24	3,244,604.69	3,244,604.69
02K	Death Investigations	3,200,636.16	515,267.75	928,718.93	2,787,184.98	1,061.08	2,788,246.06
02M	Essential Rail Assistance	780,115.88	1,907.13	(65,296.14)	847,319.15	847,319.15
02N	Parkland Acquisition	34,891.57	34,891.57	34,891.57
02R	Aquatic Lands Enhancement	7,605,021.20	(332.86)	(731,132.53)	8,335,820.87	65,559.92	8,401,380.79
02W	Timber Tax Distribution	3,852,830.88	5,886,432.40	9,172,501.23	566,762.05	34,023.52	600,785.57
030	Landowner Contingency Forest Fire Suppression	4,415,993.27	4.57	(20,693.82)	4,436,691.66	4,436,691.66
039	Aeronautics	2,112,744.90	1,251,701.51	7,579.41	3,356,867.00	15,637.24	3,372,504.24
03B	Asbestos	1,071,345.13	29,210.00	20,518.53	1,080,036.60	1,080,036.60
03C	Emergency Medical Services and Trauma Care System Trust	9,650,254.01	994,937.09	1,142,776.05	9,502,415.05	7,940.50	9,510,355.55
03F	Enhanced 911	8,572,841.52	2,120,277.51	1,686,452.83	9,006,666.20	3,160.54	9,009,826.74
03N	Business License	9,061,965.02	2,329,835.09	1,638,808.84	9,752,991.27	67,809.92	9,820,801.19
03P	Fire Service Trust	416,849.60	16,005.00	3,055.87	429,798.73	30.00	429,828.73
03R	Safe Drinking Water	2,610,961.30	1,506,812.85	244,205.37	3,873,568.78	393.79	3,873,962.57
041	Resource Management Cost	22,645,630.47	8,583.13	(1,192,658.00)	23,846,871.60	34,290.86	23,881,162.46
042	Charitable, Educational, Penal, and Reformatory Institutions	5,734,581.99	1,984.08	497,839.85	5,238,726.22	9,432.22	5,248,158.44
044	Waste Reduction, Recycling, and Litter Control	2,482,738.18	462,679.76	396,889.68	2,548,528.26	4,208.96	2,552,737.22
045	State Vehicle Parking	423,868.16	283,501.35	293,197.70	414,171.81	353.90	414,525.71
048	Marine Fuel Tax Refund	294,635.70	17,160.74	30,968.34	280,828.10	16,964.68	297,792.78
04E	Uniform Commercial Code	1,979,091.09	76,938.00	58,041.78	1,997,987.31	300.00	1,998,287.31
04H	Surface Mining Reclamation	1,268,216.77	15.83	(6,594.88)	1,274,827.48	263.00	1,275,090.48
04M	Recreational Fisheries Enhancement	1,128,622.06	11,830.60	87,666.58	1,052,786.08	726.16	1,053,512.24
04R	Drinking Water Assistance	35,217,605.80	5,366,422.78	8,835,226.21	31,748,802.37	8,677.42	31,757,479.79
04V	Vehicle License Fraud	68,356.87	6,108.91	9,619.83	64,845.95	64,845.95
04W	Waterworks Operator Certification	1,207,840.86	146,049.00	124,058.02	1,229,831.84	293.00	1,230,124.84
058	Public Works Assistance	(33,033,621.83)	(1,908,680.50)	4,514,858.68	(39,457,161.01)	112,185.03	(39,344,975.98)
05H	Disaster Response	(3,608,829.80)	7,775,028.06	8,010,435.70	(3,844,237.44)	888,511.52	(2,955,725.92)
05R	Drinking Water Assistance Administrative	5,446,830.14	1,833.04	37,786.36	5,410,876.82	37.78	5,410,914.60
05W	State Drought Preparedness	13,054,447.32	218,338.26	12,836,109.06	12,836,109.06
06A	Salmon Recovery	23,102.84	23,102.84	23,102.84
06G	Real Estate Appraiser Commission	572,708.80	59,225.34	51,279.55	580,654.59	238.00	580,892.59
06K	Lead Paint	145,813.58	3,935.00	387.95	149,360.63	149,360.63
06L	Business and Professions	5,404,267.06	835,662.24	461,361.45	5,778,567.85	23,125.41	5,801,693.26
06R	Real Estate Research	1,126,481.40	19,400.00	(20.00)	1,145,901.40	120.00	1,146,021.40
06T	License Plate Technology	379,983.71	125,665.75	(17.80)	505,667.26	16.85	505,684.11
071	Warm Water Game Fish	135,835.01	9,395.88	91,295.68	53,935.21	15.26	53,950.47
07C	Vessel Response	227,985.35	1,000.00	228,985.35	228,985.35

RECEIPTS AND DISBURSEMENTS FOR TREASURY FUNDS

		February 1, 2016		February 2016		February 29, 2016		
		Beginning Book Balance	Plus Receipts	Less Disbursements	Ending Book Balance	Outstanding Warrants	Ending Cash Balance	
SPECIAL REVENUE FUNDS (Continued)								
07R	Drinking Water Assistance Repayment	\$ 15,752,359.39	\$ 5,280.97	\$	\$ 15,757,640.36	\$	\$ 15,757,640.36	
07W	Domestic Violence Prevention	1,144,425.19	80,359.51	39,009.84	1,185,774.86	7,115.23	1,192,890.09	
080	Grade Crossing Protective	474,999.36	161.60	40,000.00	435,160.96	435,160.96	
081	State Patrol Highway	44,060,043.00	16,214,340.57	16,002,187.28	44,272,196.29	89,569.86	44,361,766.15	
082	Motorcycle Safety Education	1,749,324.52	186,972.27	55,586.78	1,880,710.01	376.22	1,881,086.23	
084	Building Code Council	162,351.38	27,580.75	28,476.84	161,455.29	714.38	162,169.67	
086	Fire Service Training	5,581,952.16	53,979.72	303,393.09	5,332,538.79	10,455.54	5,342,994.33	
087	Park Land Trust Revolving	2,206,458.15	79,529.17	280,750.51	2,005,236.81	28,936.18	2,034,172.99	
08A	Education Legacy Trust	73,287,595.67	14,825,264.58	9,551,805.02	78,561,055.23	222,029.91	78,783,085.14	
08G	Flexible Spending Administrative	2,671,064.54	38,342.50	61,176.45	2,648,230.59	2,648,230.59	
08H	Military Department Rental and Lease	1,474,198.77	18,029.67	12,707.79	1,479,520.65	3,152.35	1,482,673.00	
08K	Problem Gambling	324,666.30	30,011.30	37,775.02	316,902.58	316,902.58	
08M	Small City Pavement and Sidewalk	1,867,160.36	78,721.96	14,094.00	1,931,788.32	1,931,788.32	
08R	Waste Tire Removal	2,769,417.51	281,429.10	8,771.73	3,042,074.88	3,042,074.88	
094	Transportation Infrastructure	6,519,428.02	2,286.30	96.69	6,521,617.63	6,521,617.63	
095	Electrical License	9,477,126.69	1,882,286.35	1,852,168.26	9,507,244.78	25,105.93	9,532,350.71	
096	Highway Infrastructure	1,265,219.00	424.34	10,076.52	1,255,566.82	1,255,566.82	
097	Recreational Vehicle	2,425,411.86	42,556.71	50,231.06	2,417,737.51	18.00	2,417,755.51	
099	Puget Sound Capital Construction	15,673,601.01	3,648,998.88	5,399,587.34	13,923,012.55	39,334.97	13,962,347.52	
09E	Freight Mobility Investment	9,387,002.85	3,143.11	26,970.87	9,363,175.09	9,363,175.09	
09F	High-Occupancy Toll Lanes Operations	3,442,246.10	938.43	(60,327.90)	3,503,512.43	3,503,512.43	
09H	Transportation Partnership	229,158,904.03	202,392,202.77	31,679,288.78	399,871,818.02	705,744.77	400,577,562.79	
09M	Aquatic Invasive Species Enforcement	376,031.79	1,693.00	0.60	377,724.19	377,724.19	
09N	Aquatic Invasive Species Prevention	193,628.00	5,079.00	20,354.22	178,352.78	32.75	178,385.53	
09P	City-County Assistance	1,592,094.23	825,032.97	87.73	2,417,039.47	28.60	2,417,068.07	
09T	Washington Main Street Trust Fund	57,194.34	57,194.34	57,194.34	
102	Rural Arterial Trust	17,972,950.03	1,545,229.57	2,293,849.86	17,224,329.74	191.30	17,224,521.04	
104	State Wildlife	23,470,371.24	1,236,652.18	4,610,293.66	20,096,729.76	138,168.30	20,234,898.06	
106	Highway Safety	31,456,051.77	11,963,501.88	11,041,482.05	32,378,071.60	199,601.77	32,577,673.37	
107	Liquor Excise Tax	4,869,552.47	2,573,336.62	54,459.34	7,388,429.75	7,388,429.75	
108	Motor Vehicle	178,787,930.86	90,617,725.82	102,863,965.48	166,541,691.20	2,801,775.20	169,343,466.40	
109	Puget Sound Ferry Operations	38,263,300.10	14,552,694.89	18,638,023.94	34,177,971.05	163,310.93	34,341,281.98	
10A	Aquatic Algae Control	312,497.22	3,386.00	39,552.98	276,330.24	276,330.24	
10B	Home Security Fund	4,543,915.63	1,339,692.34	3,492,964.50	2,390,643.47	2,200.00	2,392,843.47	
10G	Water Rights Tracking System	441,310.52	441,310.52	441,310.52	
110	Special Wildlife	3,686,768.54	20,823.17	61,528.04	3,646,063.67	8,796.86	3,654,860.53	
111	Public Service Revolving	8,548,587.35	321,608.69	1,430,303.54	7,439,892.50	89,710.73	7,529,603.23	
113	Common School Construction	83,179,156.62	(3,417,560.12)	(3,812,206.85)	83,573,803.35	33,546.61	83,607,349.96	
116	Basic Data	46,460.00	46,460.00	46,460.00	
119	Unemployment Compensation Administration	(20,672.34)	17,589,590.66	17,593,221.67	(24,303.35)	4,412,156.88	4,387,853.53	

RECEIPTS AND DISBURSEMENTS FOR TREASURY FUNDS

	February 1, 2016		February 2016		February 29, 2016		
	Beginning Book Balance		Plus Receipts	Less Disbursements	Ending Book Balance	Outstanding Warrants	Ending Cash Balance
SPECIAL REVENUE FUNDS (Continued)							
11B Regional Mobility Grant Program	\$ 36,178,158.16		\$ 12,499.61	\$ 339,386.61	\$ 35,851,271.16	\$	\$ 35,851,271.16
11E Freight Mobility Multimodal	7,715,620.90		2,590.41	803,724.02	6,914,487.29	6,914,487.29
11H Forest and Fish Support	5,978,612.92		354,395.30	533,949.12	5,799,059.10	66,772.44	5,865,831.54
11K Washington Auto Theft Prevention Authority	(384,185.58)		472,925.70	272,561.22	(183,821.10)	24.11	(183,796.99)
120 Administrative Contingency	14,940,100.19		493,294.75	3,099,838.94	12,333,556.00	196.00	12,333,752.00
12C Affordable Housing For All	6,544,771.41		228,194.32	765,127.74	6,007,837.99	13,132.37	6,020,970.36
12M Charitable Organization Education	1,324,062.58		20,260.00	43,675.36	1,300,647.22	41,672.00	1,342,319.22
12T Traumatic Brain Injury	1,872,994.67		92,345.85	86,241.14	1,879,099.38	1,879,099.38
134 Employment Services Administrative	24,500,980.13		912,583.15	2,035,723.97	23,377,839.31	2,497.88	23,380,337.19
138 Insurance Commissioner's Regulatory	18,704,474.27		48,292.22	2,230,997.94	16,521,768.55	1,523.09	16,523,291.64
144 Transportation Improvement	45,509,903.60		7,373,322.10	10,662,511.42	42,220,714.28	1,380.32	42,222,094.60
146 Firearms Range	1,122,043.86		44,056.00	4,389.81	1,161,710.05	4,395.81	1,166,105.86
14A Wildlife Rehabilitation	565,446.58		14,101.53	3,666.40	575,881.71	575,881.71
14G Ballast Water Management	23,000.00		23,000.00	23,000.00
14M Financial Fraud & ID Theft	688,245.95		70,090.00	58,056.64	700,279.31	700,279.31
14R Military Active State Service
14V Ignition Interlock Device	1,912,642.05		392,480.00	73,454.73	2,231,667.32	1,442.00	2,233,109.32
150 Low-Income Weatherization/ Structural Rehabilitation Assistance	2,233,890.65		619.91	2,152.91	2,232,357.65	2,232,357.65
153 Rural Mobility Grant Program	4,084,512.68		1,426.06	959,731.79	3,126,206.95	260,313.00	3,386,519.95
154 New Motor Vehicle Arbitration	2,124,535.35		54,606.00	44,075.53	2,135,065.82	160.78	2,135,226.60
158 Aquatic Land Dredged Material Disposal Site	411,854.47		2.46	11.47	411,845.46	411,845.46
159 Parks Improvement	788,271.39		3,088.65	4,610.44	786,749.60	197.00	786,946.60
15H Cleanup Settlement	60,578,568.88		20,844.07	2,430,677.84	58,168,735.11	165,896.28	58,334,631.39
15M Biotoxin	285,305.28		29,832.93	85,212.70	229,925.51	130.92	230,056.43
15P Energy Recovery Act	4,679,582.26		12,905.28	4,692,487.54	4,692,487.54
160 Wood Stove Education and Enforcement	564,693.96		16,980.00	24,275.81	557,398.15	557,398.15
162 Farm Labor Contractor	55,802.23		920.00	56,722.23	56,722.23
167 Natural Resources Conservation Areas Stewardship	254,896.48		0.35	254,896.83	254,896.83
16A Judicial Stabilization Trust	1,523,858.91		388,053.15	594,024.97	1,317,887.09	24,365.46	1,342,252.55
16J SR 520 Corridor	67,480,181.57		18,013,933.03	12,960,470.50	72,533,644.10	20,437.14	72,554,081.24
16M Appraisal Management Company	412,065.05		16,838.00	6,747.85	422,155.20	422,155.20
16P Marine Resources Stewardship Trust	1,763,091.15		596.15	34,778.99	1,728,908.31	7,549.99	1,736,458.30
16W Hospital Safety Net Assessment	110,962,122.33		26,860.27	8,213,744.05	102,775,238.55	83,248.00	102,858,486.55
172 Basic Health Plan Trust	306,566.58		306,566.58	306,566.58
173 State Toxics Control	20,998,886.12		4,549,151.85	5,725,040.21	19,822,997.76	147,905.37	19,970,903.13
174 Local Toxics Control	22,015,315.30		3,221,782.05	2,707,900.66	22,529,196.69	11,260.79	22,540,457.48
176 Water Quality Permit	7,972,834.00		8,771,938.87	1,593,392.41	15,151,380.46	17,942.08	15,169,322.54
17B Home Visiting Services	3,552,582.57		820,591.36	1,145,364.31	3,227,809.62	444.17	3,228,253.79
17N Complete Streets Grant Program		340.00	340.00	340.00
17P SR520 Civil Penalties	15,746,664.03		(1,580.92)	333,770.61	15,411,312.50	26,881.73	15,438,194.23

RECEIPTS AND DISBURSEMENTS FOR TREASURY FUNDS

		February 1, 2016		February 2016		February 29, 2016		
		Beginning Book Balance	Plus Receipts	Less Disbursements	Ending Book Balance	Outstanding Warrants	Ending Cash Balance	
SPECIAL REVENUE FUNDS (Continued)								
17T	Health Benefit Exchange	\$ 1,991,514.99	\$ 47.85	\$ 4,790,924.60	\$ (2,799,361.76)	\$	\$ (2,799,361.76)	
17W	Limousine Carriers	28,937.07	454.00	29,391.07	29,391.07	
182	Underground Storage Tank	1,163,744.01	72,599.82	131,935.63	1,104,408.20	396.44	1,104,804.64	
186	County Arterial Preservation	1,063,052.43	1,187,978.33	1,249,038.79	1,001,991.97	2,983.71	1,004,975.68	
18J	Capital Vessel Replacement	5,925,851.20	1,675,415.81	10.00	7,601,257.01	5.00	7,601,262.01	
18L	Hydraulic Project Approval	150,924.45	28,500.00	23,611.80	155,812.65	900.00	156,712.65	
199	Biosolids Permit	1,370,602.96	2,605.96	76,442.84	1,296,766.08	188.06	1,296,954.14	
19A	Medicaid Fraud Penalty	2,912,143.98	311,342.24	2,600,801.74	1,776.69	2,602,578.43	
19C	Forest Practice Application	760,796.75	5.63	(23,534.25)	784,336.63	1,790.71	786,127.34	
19G	Environmental Legacy Stewardship	99,175,660.88	469.20	3,411,203.87	95,764,926.21	34,398.73	95,799,324.94	
19T	DOL Technology Improvement and Data Management	237,569.84	32,430.36	270,000.20	270,000.20	
200	Regional Fisheries Enhancement Salmonid Recovery	(202,719.81)	391,033.61	121,981.61	66,332.19	66,332.19	
201	Department of Licensing Services	1,145,659.61	251,597.05	374,069.82	1,023,186.84	33.63	1,023,220.47	
202	Medical Test Site Licensure	319,778.24	18,499.84	68,126.52	270,151.56	3,205.32	273,356.88	
203	Passenger Ferry	27.39	27.39	27.39	
204	Volunteer Fire Fighters' and Reserve Officers' Administrative	1,652,575.40	561.14	32,204.34	1,620,932.20	1,270.03	1,622,202.23	
207	Hazardous Waste Assistance	1,339,349.93	2,879.47	272,729.16	1,069,500.24	12,969.56	1,082,469.80	
20B	Brownfield Redevelopment Trust Fund	
20H	Connecting Washington	112,866,397.73	18,373,808.02	450,568.15	130,789,637.60	2,817.12	130,792,454.72	
20J	Electric Vehicle Charging Infrastructure	250,082.59	79.82	250,162.41	250,162.41	
20M	Puget Sound Taxpayer Accountability	
20R	Radioactive Mixed Waste	493,741.00	1,756,001.00	554,244.06	1,695,497.94	5,862.74	1,701,360.68	
215	Special Category C	8,333,124.41	(1,067,978.84)	7,265,145.57	7,265,145.57	
216	Air Pollution Control	2,110,630.84	231,028.70	152,324.63	2,189,334.91	198.69	2,189,533.60	
217	Oil Spill Prevention	5,915,600.92	278,247.58	390,348.87	5,803,499.63	2,535.26	5,806,034.89	
218	Multimodal Transportation	83,678,447.14	23,676,458.78	22,634,918.20	84,719,987.72	204,471.19	84,924,458.91	
222	Freshwater Aquatic Weeds	688,522.60	29,640.00	30,546.14	687,616.46	61.82	687,678.28	
223	State Oil Spill Response	7,383,394.13	32,918.34	14,319.26	7,401,993.21	7,401,993.21	
234	Public Works Administration	11,703,589.34	379,907.74	225,952.59	11,857,544.49	18,465.71	11,876,010.20	
235	Youth Tobacco Prevention	935,791.12	44,523.59	58,104.77	922,209.94	270.00	922,479.94	
237	Recreation Access Pass	918,336.78	395,691.43	80.00	1,313,948.21	60.00	1,314,008.21	
260	University of Washington Operating Fees	2.95	2.95	2.95	
262	Manufactured Home Installation Training	312,456.45	15,920.13	18,090.44	310,286.14	310,286.14	
263	Community and Economic Development Fee	2,009,201.25	34,105.50	99,833.77	1,943,472.98	21,721.00	1,965,193.98	
267	Recreation Resources	(18,434,703.78)	672,736.19	(26,537,718.63)	8,775,751.04	8,775,751.04	
268	Nonhighway and Off-Road Vehicle Activities (NOVA) Program	5,517,254.79	471,027.24	1,214,629.55	4,773,652.48	295,589.19	5,069,241.67	
269	Parks Renewal and Stewardship	30,868,433.03	3,978,012.92	3,751,227.26	31,095,218.69	162,967.31	31,258,186.00	
271	Washington State University Operating Fees	
275	Central Washington University Operating Fees	
277	State Agency Parking	208,368.23	10,157.50	1,128.32	217,397.41	105.00	217,502.41	

RECEIPTS AND DISBURSEMENTS FOR TREASURY FUNDS

		February 1, 2016	February 2016		February 29, 2016		
		Beginning Book Balance	Plus Receipts	Less Disbursements	Ending Book Balance	Outstanding Warrants	Ending Cash Balance
SPECIAL REVENUE FUNDS (Continued)							
296	Columbia River Basin Water Supply Rev Recovery	\$ 2,082,599.99	\$ 698.48	\$	\$ 2,083,298.47	\$	\$ 2,083,298.47
315	Dedicated Marijuana Fund	93,765,730.57	14,657,558.26	2,343,472.32	106,079,816.51	44,780.53	106,124,597.04
319	Public Health Supplemental	1,973,153.49	31,424.29	101,419.33	1,903,158.45	2,354.91	1,905,513.36
404	State Treasurer's Service	6,759,353.82	1,447,115.11	754,171.20	7,452,297.73	14,154.26	7,466,451.99
408	Coastal Protection	950,073.84	13,931.58	40,681.73	923,323.69	923,323.69
441	Local Government Archives	1,341,405.53	239,031.60	316,651.83	1,263,785.30	2,509.93	1,266,295.23
500	Perpetual Surveillance and Maintenance	45,379,605.66	26,683.33	45,406,288.99	45,406,288.99
507	Oyster Reserve Land	537,950.97	182.23	11,726.11	526,407.09	868.22	527,275.31
511	Tacoma Narrows Toll Bridge	20,477,551.79	(5,513,736.15)	(4,039,731.64)	19,003,547.28	3,622.80	19,007,170.08
513	Derelict Vessel Removal	559,079.31	11,442.35	101,055.99	469,465.67	6.00	469,471.67
532	Washington Housing Trust	14,004,814.21	1,303,136.28	1,162,024.44	14,145,926.05	658,167.66	14,804,093.71
535	Alaskan Way Viaduct Replacement Project
549	Election	3,844,926.44	1,748.48	43,351.34	3,803,323.58	3,803,323.58
550	Transportation 2003	22,851,313.26	38,539,792.38	2,895,290.87	58,495,814.77	284,490.78	58,780,305.55
562	Skilled Nursing Facility Safety Net Trust	6,641,182.45	1,710.50	912,470.45	5,730,422.50	3,234.00	5,733,656.50
564	Water Pollution Control Revolving Administration	1,843,778.28	67,782.72	1,911,561.00	1,911,561.00
566	Community Forest Trust	32,452.78	10.89	(1,000.00)	33,463.67	33,463.67
571	Multiuse Roadway Safety	71,278.76	2,475.54	12.00	73,742.30	73,742.30
595	I-405 Express Toll Lanes Operations	5,806,446.42	(1,415.75)	(1,141,198.18)	6,946,228.85	6,946,228.85
600	Department of Retirement Systems Expense	11,075,642.86	2,885,047.49	2,229,025.86	11,731,664.49	1,360.50	11,733,024.99
689	Rural Washington Loan	9,276,122.01	3,113.89	11,763.09	9,267,472.81	9,267,472.81
727	Water Pollution Control Revolving	226,145,148.89	26,700,883.99	41,483,261.76	211,362,771.12	2,393,304.98	213,756,076.10
733	Capitol Campus Reserve	(3,745,773.88)	212,583.34	(3,533,190.54)	(3,533,190.54)
777	Prostitution Prevention and Intervention	80,455.87	300.79	808.72	79,947.94	79,947.94
785	State Educational Trust Fund	5,595,218.38	43,572.64	283.81	5,638,507.21	590.86	5,639,098.07
818	Youth Athletic Facility	185,879.36	62.34	185,941.70	185,941.70
825	Tobacco Settlement
874	OASI Revolving	150,474.23	11,177.19	139,297.04	139,297.04
887	Public Facilities Construction Loan Revolving	20,545,337.03	551,471.42	40,047.26	21,056,761.19	21,056,761.19
888	Deferred Compensation Administrative	1,437,003.65	(57,295.51)	139,581.16	1,240,126.98	34.50	1,240,161.48
893	Radiation Perpetual Maintenance	336,739.93	112.93	336,852.86	336,852.86
TOTAL SPECIAL REVENUE FUNDS		\$ 2,369,884,097.66	\$ 593,781,829.43	\$ 385,663,981.92	\$ 2,578,001,945.17	\$ 15,542,023.62	\$ 2,593,543,968.79
DEBT SERVICE FUNDS							
303	Highway Bond Retirement	\$ 133,829,795.54	\$ 233,636,873.92	\$ 292,752,455.18	\$ 74,714,214.28	\$	\$ 74,714,214.28
304	Ferry Bond Retirement	7,148,566.74	1,252,092.76	8,400,659.50	8,400,659.50
305	Transportation Improvement Board Bond Retirement	3,176,902.17	675,431.04	159,625.00	3,692,708.21	3,692,708.21
347	Washington State University Bond Retirement	15,785,107.05	1,815,229.44	(124,612.76)	17,724,949.25	17,724,949.25
348	University of Washington Bond Retirement	3,196,994.43	5,322,709.65	216,737.52	8,302,966.56	8,302,966.56
380	Debt-Limit General Fund Bond Retirement	5,300,000.00	642,766,676.99	648,056,351.33	10,325.66	10,325.66

RECEIPTS AND DISBURSEMENTS FOR TREASURY FUNDS

		February 1, 2016	February 2016		February 29, 2016		
		Beginning Book Balance	Plus Receipts	Less Disbursements	Ending Book Balance	Outstanding Warrants	Ending Cash Balance
DEBT SERVICE FUNDS (Continued)							
381	Debt-Limit Reimbursable Bond Retirement	\$	\$	\$	\$	\$	\$
382	Nondebt-Limit General Fund Bond Retirement
383	Nondebt-Limit Reimbursable Bond Retirement	9,294,740.54	9,293,937.50	803.04	803.04
384	Nondebt-Limit Proprietary Appropriated Bond Retirement
385	Nondebt-Limit Proprietary Nonappropriated Bond Retirement
386	Nondebt-Limit Revenue Bond Retirement
389	Toll Facility Bond Retirement	5,021,738.16	1,001.93	(17,996,337.50)	23,019,077.59	23,019,077.59
TOTAL DEBT SERVICE FUNDS		\$ 173,459,104.09	\$ 894,764,756.27	\$ 932,358,156.27	\$ 135,865,704.09	\$	\$ 135,865,704.09
CAPITAL PROJECTS FUNDS							
01L	Higher Education Construction	\$	\$	\$	\$	\$	\$
036	Capitol Building Construction	(2,163,909.79)	(2,147.32)	(919,664.48)	(1,246,392.63)	(1,246,392.63)
056	State Higher Education Construction	2,319.21	0.78	2,319.99	2,319.99
057	State Building Construction	57,236,636.48	362,422,700.13	63,385,348.75	356,273,987.86	346,549.01	356,620,536.87
060	Community and Technical College Capital Projects	25,379,662.63	6,438,696.08	841,041.58	30,977,317.13	30,977,317.13
061	Eastern Washington University Capital Projects	6,750,480.92	1,075,745.80	182,718.71	7,643,508.01	7,643,508.01
062	Washington State University Building	2,481,375.76	953,150.79	2,181,203.28	1,253,323.27	1,253,323.27
063	Central Washington University Capital Projects	3,365,615.60	122,542.09	(2,056.29)	3,490,213.98	3,490,213.98
064	University of Washington Building	10,346,319.66	5,260,565.58	2,227,252.39	13,379,632.85	13,379,632.85
065	Western Washington University Capital Projects	3,065,258.95	1,415,953.78	273,365.48	4,207,847.25	4,207,847.25
066	The Evergreen State College Capital Projects	2,025,524.11	122,158.12	79,755.87	2,067,926.36	2,067,926.36
075	State Social and Health Services Construction	5,371.39	5,371.39	5,371.39
18B	Columbia River Basin Tax Bond Water Supply Development	(1,823,546.05)	(942.16)	(1,824,488.21)	(1,824,488.21)
245	Public Safety Reimbursable Bond	4.12	4.12	4.12
246	Community and Technical College Forest Reserve	1,753,303.38	(4,341.73)	1,757,645.11	1,757,645.11
289	Thurston County Capital Facilities	3,880,177.44	342,575.78	184,102.92	4,038,650.30	4,038,650.30
357	Gardner-Evans Higher Education Construction	81,227.74	28,103.00	53,124.74	53,124.74
364	Military Department Capital	3,001,750.90	185,032.35	2,816,718.55	2,816,718.55
TOTAL CAPITAL PROJECTS FUNDS		\$ 115,387,572.45	\$ 378,150,999.45	\$ 68,641,861.83	\$ 424,896,710.07	\$ 346,549.01	\$ 425,243,259.08
PERMANENT FUNDS							
04B	Natural Resources Real Property Replacement	\$ 4,454,481.56	\$ 1,464.46	\$ (46,000.00)	\$ 4,501,946.02	\$	\$ 4,501,946.02
601	Agricultural Permanent	430,366.12	(588,404.67)	1,018,770.79	1,018,770.79
603	Millersylvania Park Trust	5,402.15	1.82	5,403.97	5,403.97
604	Normal School Permanent	265,255.38	(122,069.04)	387,324.42	387,324.42
605	Permanent Common School	115,887.40	3,102.03	61,445.71	57,543.72	57,543.72
606	Scientific Permanent	164,813.21	(13,053.25)	(317,282.91)	469,042.87	469,042.87
607	State University Permanent	255,794.45	21,577.82	234,216.63	234,216.63
851	Developmental Disabilities Community Trust	375,811.82	126.06	375,937.88	375,937.88
TOTAL PERMANENT FUNDS		\$ 6,067,812.09	\$ (8,358.88)	\$ (990,733.09)	\$ 7,050,186.30	\$	\$ 7,050,186.30

RECEIPTS AND DISBURSEMENTS FOR TREASURY FUNDS

		February 1, 2016	February 2016		February 29, 2016		
		Beginning Book Balance	Plus Receipts	Less Disbursements	Ending Book Balance	Outstanding Warrants	Ending Cash Balance
ENTERPRISE FUNDS							
401	Correctional Industries	\$ 11,605,915.09	\$ 6,051,852.38	\$ 6,702,880.55	\$ 10,954,886.92	\$ 124,550.48	\$ 11,079,437.40
407	Secretary of State's Revolving	9,081,740.80	642,943.84	515,555.33	9,209,129.31	75.00	9,209,204.31
578	Lottery Administrative	230,166.07	1,451,488.02	1,168,192.69	513,461.40	13,308.49	526,769.89
608	Accident	4,409,780.68	228,629,692.30	232,230,585.55	808,887.43	13,059,100.98	13,867,988.41
609	Medical Aid	3,946,640.33	157,361,568.28	160,014,440.84	1,293,767.77	2,428,558.96	3,722,326.73
610	Accident Reserve	525,840.55	63,044,983.66	63,157,118.53	413,705.68	759,487.62	1,173,193.30
881	Supplemental Pension	1,303,211.40	112,673,863.80	113,382,288.11	594,787.09	1,937,439.98	2,532,227.07
883	Second Injury	25,416,876.35	4,135,483.31	45,794.22	29,506,565.44	5,019.92	29,511,585.36
TOTAL ENTERPRISE FUNDS		\$ 56,520,171.27	\$ 573,991,875.59	\$ 577,216,855.82	\$ 53,295,191.04	\$ 18,327,541.43	\$ 71,622,732.47
INTERNAL SERVICE FUNDS							
006	Public Records Efficiency, Preservation & Access	\$ 2,368,346.41	\$ 221,172.65	\$ 304,076.90	\$ 2,285,442.16	\$	\$ 2,285,442.16
405	Legal Services Revolving	19,793,304.84	9,278,345.46	10,922,175.97	18,149,474.33	266,060.01	18,415,534.34
410	Transportation Equipment	18,607,513.77	883,207.63	(1,999,424.45)	21,490,145.85	2,460.80	21,492,606.65
415	Personnel Service	3,391,709.24	65,079.02	464,585.30	2,992,202.96	2,992,202.96
418	State Health Care Authority Administrative	1,131,197.33	1,224,770.00	1,211,072.65	1,144,894.68	11,887.34	1,156,782.02
455	Higher Education Personnel Service	649,883.30	56,322.90	103,841.24	602,364.96	602,364.96
483	Auditing Services Revolving	1,640,083.23	754,077.30	623,080.85	1,771,079.68	139.29	1,771,218.97
484	Administrative Hearings Revolving	(109,144.35)	771,503.69	1,418,062.78	(755,703.44)	15,753.29	(739,950.15)
TOTAL INTERNAL SERVICE FUNDS		\$ 47,472,893.77	\$ 13,254,478.65	\$ 13,047,471.24	\$ 47,679,901.18	\$ 296,300.73	\$ 47,976,201.91
PENSION TRUST FUNDS							
614	Volunteer Firefighters' Relief and Pension Principal	\$ 14,504,887.10	\$ 1,300,336.84	\$ 1,010,305.26	\$ 14,794,918.68	\$ 127,026.30	\$ 14,921,944.98
615	State Patrol - Plan 1	868,374.20	5,654,897.53	5,664,888.81	858,382.92	66,887.86	925,270.78
616	Judges' Retirement	640,080.85	214.62	36,573.52	603,721.95	603,721.95
630	State Patrol - Plan 2	403,231.48	487,929.92	506,224.27	384,937.13	384,937.13
631	Public Employees' Retirement System Plan 1	11,915,785.35	148,782,730.54	150,684,326.19	10,014,189.70	1,815,872.50	11,830,062.20
632	Teachers' Retirement System Plan 1	9,327,637.27	94,631,608.81	96,181,935.84	7,777,310.24	1,114,066.52	8,891,376.76
633	School Employees' Retirement System Combined Plan 2 & 3	6,103,502.55	46,404,411.85	48,181,295.63	4,326,618.77	233,663.59	4,560,282.36
635	Public Safety Employees Retirement System Plan 2	243,502.54	5,132,145.33	5,107,547.51	268,100.36	7,655.21	275,755.57
641	Public Employees' Retirement System Combined Plan 2 & 3	9,717,221.73	211,719,948.87	210,428,892.06	11,008,278.54	1,464,597.43	12,472,875.97
642	Teachers' Retirement System Combined Plan 2 and 3	22,497,208.01	133,165,442.01	144,627,727.00	11,034,923.02	238,539.10	11,273,462.12
722	Deferred Compensation Principal	1,410,941.48	33,625,742.43	32,677,097.15	2,359,586.76	6.66	2,359,593.42
729	Judicial Retirement Principal	15,066.27	10,044.03	15,928.82	9,181.48	9,181.48
819	LEOFFS Plan 1 Retirement	30,305,156.70	30,261,371.89	57,678,438.49	2,888,090.10	683,507.57	3,571,597.67
829	LEOFFS Plan 2 Retirement	3,160,318.26	41,432,884.20	41,884,140.47	2,709,061.99	201,182.25	2,910,244.24
882	Washington Judicial Retirement System	8,277,197.97	2,815.81	767,795.28	7,512,218.50	4,561.38	7,516,779.88
TOTAL PENSION TRUST FUNDS		\$ 119,390,111.76	\$ 752,612,524.68	\$ 795,453,116.30	\$ 76,549,520.14	\$ 5,957,566.37	\$ 82,507,086.51
AGENCY FUNDS							
01P	Suspense	\$ 17,648,708.82	\$ 18,170,900.30	\$ 13,169,344.18	\$ 22,650,264.94	\$ 346,634.09	\$ 22,996,899.03

RECEIPTS AND DISBURSEMENTS FOR TREASURY FUNDS

	February 1, 2016	February 2016		February 29, 2016		
	Beginning Book Balance	Plus Receipts	Less Disbursements	Ending Book Balance	Outstanding Warrants	Ending Cash Balance
AGENCY FUNDS (Continued)						
01R Undistributed Receipts	\$ 661,090.13	\$ (805,579.98)	\$	\$ (144,489.85)	\$	\$ (144,489.85)
01T Local Leasehold Excise Tax	6,081,655.98	5,630,023.93	451,632.05	451,632.05
034 Local Sales and Use Tax
035 State Payroll Revolving	17,534,884.94	415,221,655.25	417,914,898.05	14,841,642.14	2,421,351.01	17,262,993.15
165 Salary Reduction	4,133,821.41	2,533,253.64	3,167,774.28	3,499,300.77	3,499,300.77
768 Local Real Estate Excise Tax	355,974.58	355,974.58
795 State Investment Board Commingled Monthly Bond
865 State Investment Board Commingled Trust	25,620.62	25,620.62
877 OASI Contribution
TOTAL AGENCY FUNDS	\$ 46,060,161.28	\$ 435,501,824.41	\$ 440,263,635.64	\$ 41,298,350.05	\$ 2,767,985.10	\$ 44,066,335.15
TOTAL TREASURY FUNDS	\$ 4,010,222,218.60	\$ 6,306,690,327.93	\$ 6,340,737,699.93	\$ 3,976,174,846.60	\$ 72,824,080.65	\$ 4,048,998,927.25

RECEIPTS AND DISBURSEMENTS FOR TREASURER'S TRUST FUNDS

		February 1, 2016	February 2016		February 29, 2016		
		Beginning Book Balance	Plus Receipts	Less Disbursements	Ending Book Balance	Outstanding Warrants	Ending Cash Balance
GENERAL FUND							
06N	Local Tax Administration	\$	\$	\$	\$	\$	\$
07F	Commercial Fisheries Buyback
08B	Foster Care Endowed Scholarship Trust	15,386.21	5.16	15,391.37	15,391.37
08E	Individual Development Account Program	16,677.62	5.59	16,683.21	16,683.21
08N	State Financial Aid	6,952,315.21	31,597,029.34	36,696,780.01	1,852,564.54	11,577.25	1,864,141.79
08T	Transportation Innovative Partnership
10L	Health Insurance Partnership
10V	Invasive Species Council
10W	Family and Medical Leave Enforcement
11M	Poet Laureate	115.55	115.55	115.55
11R	Hospital Infection Control Grant
12L	Outdoor Education and Recreation Prog	542,103.42	542,103.42	542,103.42
12P	Geoduck Aquaculture Research	0.48	0.48	0.48
131	Fair	2,075,900.63	697.40	5,362.66	2,071,235.37	375.00	2,071,610.37
132	State Trade Fair
14F	Family Leave Insurance	392,224.80	131.55	392,356.35	392,356.35
14N	Legislative Oral History	11,620.70	11,620.70	11,620.70
14P	Skeletal Human Remains Assistance	372,296.22	7,327.23	364,968.99	364,968.99
15B	Food Animal Vet Scholarship
15N	Business Assistance
16F	Washington State Flag	410.96	410.96	410.96
16K	Mortgage Recovery
16R	Multiagency Permitting Team	109,768.11	36.81	742.50	109,062.42	109,062.42
17R	Aerospace Training Student Loan	3,368,328.10	36,238.37	48,026.29	3,356,540.18	3,356,540.18
18C	Native Education Public-Private Partnership
18F	High School Completion
18G	Opportunity Scholarship Match Transfer	20,354,000.00	20,354,000.00
18K	24/7 Sobriety	9,767.61	608.67	10,376.28	10,376.28
18V	Science, Technology, Engineering and Math Education Lighthouse
19J	Universal Communications Services	3,275,422.00	3,275,422.00	3,275,422.00
19V	Cancer Research Endowment Match Transfer	5,000,000.00	5,000,000.00	5,000,000.00
290	Savings Incentive	3,766,426.56	1,551.32	3,764,875.24	3,764,875.24
447	Information Technology Investment Revolving	17,175,302.00	109,240.32	17,066,061.68	17,066,061.68
490	Regional Transportation Investment District
514	Agricultural Conservation Easements
534	Washington Graduate Fellowship Trust	489.80	489.80	489.80
551	Washington Youth and Families	124,634.31	124,634.31	124,634.31
552	Conservation Assistance Revolving	486,270.05	486,270.05	486,270.05
646	Higher Ed Retirement Plan Supplemental Benefit	13,786.29	1,042,759.25	970,849.07	85,696.47	85,696.47
653	Washington Distinguished Professorship Trust

RECEIPTS AND DISBURSEMENTS FOR TREASURER'S TRUST FUNDS

		February 1, 2016	February 2016		February 29, 2016		
		Beginning Book Balance	Plus Receipts	Less Disbursements	Ending Book Balance	Outstanding Warrants	Ending Cash Balance
GENERAL FUND (Continued)							
743	College Faculty Awards Trust	\$ 186.14	\$	\$	\$ 186.14	\$	\$ 186.14
747	Health Professional Loan Repayment & Scholarship Program	5,756,925.36	3,012.43	63,908.65	5,696,029.14	5,696,029.14
748	Higher Education Coord. Board for Innovation and Quality
781	Cross-State Trail	473.10	473.10	473.10
793	Health Insurance Pool
817	Stadium and Exhibition Center Construction
835	Four Year Student Child Care in Higher Education	72,243.35	34,415.00	37,828.35	37,828.35
837	Washington's Promise Scholarship	7.91	7.91	7.91
838	LEOFF Retirement Systems Benefit Improvement
TOTAL GENERAL FUND		\$ 69,893,082.49	\$ 32,680,524.57	\$ 58,292,203.05	\$ 44,281,404.01	\$ 11,952.25	\$ 44,293,356.26
SPECIAL REVENUE FUNDS							
01F	Crime Victims' Compensation	\$ 4,950,696.60	\$ 311,252.76	\$	\$ 5,261,949.36	\$	\$ 5,261,949.36
025	Pilotage	1,508,289.54	152,014.48	78,841.60	1,581,462.42	120.05	1,581,582.47
03K	Industrial Insurance Premium Refund	2,719,624.72	954,306.26	43,854.55	3,630,076.43	187.10	3,630,263.53
04F	Real Estate Education Program	665,541.69	825.12	64.00	666,302.81	666,302.81
06H	Oral History, State Library, and Archives	33,587.05	7,590.23	5,344.65	35,832.63	35,832.63
06J	Securities Prosecution	681,033.28	13,475.00	694,508.28	694,508.28
07A	Mortgage Lending Fraud Prosecution	448,364.50	17,938.87	45,349.00	420,954.37	45,349.00	466,303.37
07B	Organ and Tissue Donation Awareness	232,533.46	30,496.39	143,740.43	119,289.42	119,289.42
07E	Contract Harvesting Revolving	4,051,367.11	1,844.71	514,063.57	3,539,148.25	21,776.47	3,560,924.72
07J	"Helping Kids Speak"	2,723.00	2,778.99	1,964.66	3,537.33	3,537.33
07K	Special License Plate Applicant Trust
07L	Legislative International Trade	2,967.46	252.89	2,714.57	2,714.57
07N	Produce Railcar Pool	91,171.89	30.58	91,202.47	91,202.47
07T	Commemorative Works	3,254.49	1.09	3,255.58	3,255.58
07V	Fish and Wildlife Enforcement Reward	558,840.18	35,563.37	19,371.96	575,031.59	238.00	575,269.59
08C	Gonzaga University Alumni Association	4,562.70	2,704.33	2,702.00	4,565.03	4,565.03
08F	Lighthouse Environmental Programs	12,415.62	7,683.65	7,664.98	12,434.29	12,434.29
08J	Prescription Drug Consortium	57,036.39	57,036.39	57,036.39
08L	"Ski & Ride Washington"	4,118.55	3,073.00	3,679.66	3,511.89	3,511.89
08P	State Parks Education and Enhancement	526,393.87	10,476.65	47,112.56	489,757.96	489,757.96
08V	Veterans Stewardship	1,159,578.40	43,544.42	(1,595.71)	1,204,718.53	60.93	1,204,779.46
08W	"Washington's National Park Fund"	16,638.89	12,028.37	12,613.99	16,053.27	16,053.27
098	Eastern Washington Pheasant Enhancement	277,096.79	5,256.02	4,301.50	278,051.31	521.38	278,572.69
09A	We Love Our Pets	12,088.93	5,100.67	4,776.36	12,413.24	12,413.24
09B	Boating Safety Education Certification	536,277.29	10,130.00	3,071.61	543,335.68	115.00	543,450.68
09J	Washington Coastal Crab Pot Buoy Tag	149,774.45	45.43	149,729.02	149,729.02
09K	Life Sciences Discovery	22,404,720.72	29,790.95	818,971.34	21,615,540.33	21,615,540.33
09L	Nursing Resource Center	55,686.15	47,225.00	1,863.65	101,047.50	115.00	101,162.50

RECEIPTS AND DISBURSEMENTS FOR TREASURER'S TRUST FUNDS

	February 1, 2016		February 2016		February 29, 2016		
	Beginning Book Balance		Plus Receipts	Less Disbursements	Ending Book Balance	Outstanding Warrants	Ending Cash Balance
SPECIAL REVENUE FUNDS (Continued)							
10F "Share the Road"	\$ 26,776.38	\$	\$ 7,268.33	\$ 8,148.00	\$ 25,896.71	\$ 8,148.00	\$ 34,044.71
11A Employment Training Finance	312,689.53		5,898.23	12,950.00	305,637.76		305,637.76
11J Electronic Products Recycling	627,037.16		816.00	2,272.42	625,580.74	275.00	625,855.74
11P Large On-Site Sewage Systems							
11V Veteran Estate Management	73,672.55		32,361.16	25,222.69	80,811.02	68.42	80,879.44
126 Agricultural Local	18,378,234.80		3,037,716.92	2,764,587.82	18,651,363.90	24,338.13	18,675,702.03
128 Grain Inspection Revolving	6,396,777.83		687,036.49	705,716.90	6,378,097.42	1,625.34	6,379,722.76
12E Assisted Living Facility Management	666,561.88			(1,030.44)	667,592.32		667,592.32
12F Manufactured/Mobile Home Dispute Resol	2,253,635.21		51,531.62	28,849.14	2,276,317.69	89.03	2,276,406.72
12G Rockfish Research	275,657.45		3,491.50	4,755.85	274,393.10	0.50	274,393.60
12H Uniformed Service Shared Leave Pool	740,793.55		3,874.98	15,642.74	729,025.79		729,025.79
12N Get Ready For Math & Science Scholarship	7,225.14		(167.61)		7,057.53		7,057.53
133 Children's Trust	517,894.99		4,097.20	14,904.85	507,087.34		507,087.34
14E Washington State Heritage Center	337,564.65		421,271.62	353,557.58	405,278.69	2,342.29	407,620.98
14J Ambulatory Surgical Facility	462,799.53		10,540.00	42,575.22	430,764.31	95.56	430,859.87
14W Reduced Cigarette Ignition Propensity	477,578.74		160.31	7,326.60	470,412.45		470,412.45
15A Transitional Housing Oper & Rent	1,586,962.23			1,037,432.51	549,529.72	12,771.49	562,301.21
15T Broadband Mapping							
15V Funeral and Cemetery	690,579.02		332,254.24	53,477.88	969,355.38	199.00	969,554.38
15W Guaranteed Asset Protection Waiver	17,500.00				17,500.00		17,500.00
163 Worker and Community Right to Know	2,291,390.21		16,990.01	200,484.86	2,107,895.36	221.24	2,108,116.60
169 Horse Racing Commission Operating	977,624.95		171,755.46	93,169.62	1,056,210.79	1,444.10	1,057,654.89
16B Landscape Architects' License	257,660.94		15,955.00	12,410.56	261,205.38		261,205.38
16E Spec Forest Products Outreach/Education	7,727.00		861.39		8,588.39		8,588.39
16G Universal Vaccine Purchase	8,136,883.65		4,813,587.61	6,680,909.33	6,269,561.93		6,269,561.93
16H Columbia River Salmon/Steelhead Stamp	1,205,955.08		15,676.50	92,679.63	1,128,951.95	40.00	1,128,991.95
16L Accessible Communities	466,188.16		11,187.31	9,757.74	467,617.73		467,617.73
16N Disabled Veterans Assistance							
16T Product Stewardship Programs	252,023.60		170,000.00	751.85	421,271.75		421,271.75
17H WA Global Health Technologies Product Development	2.06				2.06		2.06
17L Foreclosure Fairness	1,356,815.01		381,250.00	272,608.95	1,465,456.06		1,465,456.06
17M Individual-Based/Portable Background Check Clearance	231,668.30		37,430.70	27,395.29	241,703.71	659.89	242,363.60
17V Volunteer Firefighters	5,523.00		2,394.01		7,917.01		7,917.01
180 Local Government Administrative Hearings	205,586.48				205,586.48		205,586.48
189 Clarke-McNary							
18A Investing In Innovation	599,998.09			121,366.32	478,631.77		478,631.77
18E Educator Certification Processing	1,533,723.46		225,311.00	152,916.24	1,606,118.22	644.56	1,606,762.78
18M Music Matters Awareness	5,513.67		4,244.34	4,057.67	5,700.34		5,700.34
18N Damage Prevention	44,667.00		1,699.66		46,366.66		46,366.66
18R Seattle Sounders FC	7,532.93		4,647.98		12,180.91		12,180.91

RECEIPTS AND DISBURSEMENTS FOR TREASURER'S TRUST FUNDS

		February 1, 2016	February 2016		February 29, 2016		
		Beginning Book Balance	Plus Receipts	Less Disbursements	Ending Book Balance	Outstanding Warrants	Ending Cash Balance
SPECIAL REVENUE FUNDS (Continued)							
190	Forest Fire Protection Assessment	\$ 7,565,947.78	\$ 126.99	\$ 455,382.36	\$ 7,110,692.41	\$ 14,768.68	\$ 7,125,461.09
193	State Forest Nursery Revolving	1,027,499.25	55.23	33,457.62	994,096.86	4,191.71	998,288.57
195	Energy	0.27	0.27	0.27
197	Statute Law Committee Publications	868,302.26	18,642.13	16,767.37	870,177.02	870,177.02
198	Access Road Revolving	4,452,539.34	147.74	(615,727.42)	5,068,414.50	51,035.24	5,119,449.74
19B	School for the Blind	667,486.63	445,953.37	141,542.05	971,897.95	3,131.98	975,029.93
19E	4-H Program	363.00	392.00	448.00	307.00	307.00
19F	Seattle Seahawks	48,580.05	50,322.96	98,903.01	98,903.01
19H	Center for Childhood Deafness and Hearing Loss	202,340.86	10,776.39	(9,501.99)	222,619.24	222,619.24
19M	Seattle University	7,739.66	441.00	8,180.66	8,180.66
19P	Child Rescue
19R	Residential Services and Support
19W	Wolf-Livestock Conflict	277,778.97	277,778.97	277,778.97
205	Mobile Home Park Relocation	1,381,937.67	29,960.98	3,057.13	1,408,841.52	1,408,841.52
206	Cost of Supervision	758,333.06	110,922.28	19,979.01	849,276.33	1,013.50	850,289.83
209	Regional Fisheries Enhancement Group	1,632,869.53	12,390.03	65,405.89	1,579,853.67	0.09	1,579,853.76
20A	State Flower	1,495.67	1,393.00	963.67	1,925.00	1,925.00
20D	CPA Scholarship Transfer	300,000.00	300,000.00	300,000.00
20E	WA Internet Crimes Against Children
20K	Licensing & Enforcement System Modernization	352,216.60	97,680.49	3,520.84	446,376.25	2,481.07	448,857.32
20P	Nursing Facility Quality Enhancement
210	Fire Protection Contractor License	791,103.94	54,261.29	46,586.84	798,778.39	200.00	798,978.39
213	Veterans' Emblem	20,534.45	455.00	20,989.45	20,989.45
214	Temporary Worker Housing	187,645.10	23,096.00	3,046.24	207,694.86	213.70	207,908.56
219	Air Operating Permit	382,696.25	587,907.71	60,076.36	910,527.60	28.54	910,556.14
225	Fingerprint Identification	4,900,541.04	837,310.21	741,602.23	4,996,249.02	4,493.94	5,000,742.96
259	Coastal Crab	105,223.72	240.00	248.27	105,215.45	105,215.45
274	Adult Family Home	969,707.45	(7,413.01)	977,120.46	977,120.46
281	Impaired Driving Safety	162,957.52	151,161.00	314,118.52	314,118.52
283	Juvenile Accountability Incentive	133,164.80	29.61	35,410.02	97,784.39	97,784.39
294	Sea Cucumber Dive Fishery	272.79	(272.79)
295	Sea Urchin Dive Fishery	3.42	3.42	3.42
297	Pipeline Safety	2,273,703.55	51,390.15	180,581.59	2,144,512.11	847.50	2,145,359.61
298	Geologists'	403,432.50	15,457.29	20,029.92	398,859.87	240.00	399,099.87
300	Financial Services Regulation	18,093,258.03	2,943,557.95	2,080,429.31	18,956,386.67	8,298.33	18,964,685.00
320	Puget Sound Crab Pot Buoy Tag	40,401.35	40,401.35	40,401.35
328	Crim Justice Training Commis Firing Range Maintenance	30,078.00	30,078.00	30,078.00
416	Surplus and Donated Food Commodities Revolving	3,296,661.67	1,833,316.04	1,834,254.13	3,295,723.58	35,293.72	3,331,017.30
424	Anti-Trust Revolving	5,284,998.70	114,254.87	5,170,743.83	290.14	5,171,033.97
480	Financial Education Public-Private Partnership	31,899.82	31,899.82	31,899.82

RECEIPTS AND DISBURSEMENTS FOR TREASURER'S TRUST FUNDS

		February 1, 2016	February 2016		February 29, 2016		
		Beginning Book Balance	Plus Receipts	Less Disbursements	Ending Book Balance	Outstanding Warrants	Ending Cash Balance
SPECIAL REVENUE FUNDS (Continued)							
485	Horse Racing Owners' Bonus/Breeder Awards	\$ 44,207.63	\$ 7,861.59	\$	\$ 52,069.22	\$ 1,828.91	\$ 53,898.13
495	Toll Collection	12,507,632.11	12,720,423.34	12,312,888.78	12,915,166.67	27,495.86	12,942,662.53
496	Future Teachers Conditional Scholarship	3,198,724.06	16,568.14	30,757.97	3,184,534.23	6,044.04	3,190,578.27
497	Horse Racing Commission Class C Purse Fund	81,535.86	5,054.55	86,590.41	86,590.41
498	Washington State Council of Fire Fighters Benevolent	14,084.71	9,678.68	9,685.67	14,077.72	14,077.72
499	Law Enforcement Memorial	46,114.35	24,880.33	23,018.30	47,976.38	47,976.38
501	Liquor Revolving	37,754,431.23	6,002,247.69	2,741,501.07	41,015,177.85	177,179.33	41,192,357.18
503	Tuition Recovery	3,024,177.15	15,481.37	10,710.37	3,028,948.15	7,819.01	3,036,767.16
515	DNA Data Base	587,470.22	29,831.93	4,509.01	612,793.14	1,287.80	614,080.94
516	Fruit and Vegetable Inspection	7,825,992.85	1,060,613.10	1,374,242.22	7,512,363.73	9,586.64	7,521,950.37
536	Federal Food Service Revolving	2,213,960.01	4,355,771.56	4,345,254.81	2,224,476.76	25,201.29	2,249,678.05
553	Performance Audits of Government	6,803,070.18	1,391,858.11	1,292,571.93	6,902,356.36	17,152.10	6,919,508.46
561	Community Technical College Innovation	15,228,985.03	390,414.48	405,056.87	15,214,342.64	15,214,342.64
687	Rural Rehabilitation	260,275.03	87.30	260,362.33	260,362.33
688	Federal Local Rail Service Assistance	77,376.11	37.54	77,413.65	77,413.65
731	Child Care Facility Revolving	1,092,885.81	9,088.79	1,122.62	1,100,851.98	1,100,851.98
732	Nursing Home Civil Penalties	1,039,200.24	(1,500.00)	1,040,700.24	1,040,700.24
746	Hanford Area Economic Investment	112,669.93	16,491.74	129,161.67	129,161.67
749	Governor's Interagency Committee of State Employed Women	53,382.61	522.03	52,860.58	52,860.58
761	Basic Health Plan Subscription	250,744.09	250,744.09	250,744.09
763	Center for the Improvement of Student Learning	35,600.68	35,600.68	35,600.68
773	Commission on Higher Ed Prof Student Ex Program	51,200.00	51,200.00	51,200.00
774	University of Washington License Plate	65,121.00	22,908.66	88,029.66	88,029.66
776	Washington State University License Plate	45,446.30	46,183.66	45,446.30	46,183.66	46,183.66
778	Western Washington University License Plate	3,434.67	1,575.00	5,009.67	5,009.67
779	Eastern Washington University License Plate	46,793.44	2,776.67	20,331.00	29,239.11	29,239.11
780	School Zone Safety Account	645,740.37	30,540.59	6,152.44	670,128.52	300.00	670,428.52
783	Central Washington University License Plate	3,010.01	1,635.67	4,645.68	4,645.68
784	Miscellaneous Transportation Programs	(12,556,243.05)	32,566,409.26	35,120,533.54	(15,110,367.33)	2,420,537.66	(12,689,829.67)
786	The Evergreen State College License Plate	6,381.04	448.00	6,829.04	6,829.04
789	Advanced Environmental Mitigation Revolving	545,196.82	3,304.60	548,501.42	548,501.42
816	Stadium and Exhibition Center	15,127,243.09	3,231,436.69	18,358,679.78	18,358,679.78
821	Impaired Physician	251,783.93	129,800.00	130,722.79	250,861.14	550.00	251,411.14
823	Livestock Nutrient Management	39,122.53	(700.00)	39,822.53	39,822.53
833	Developmental Disabilities Endowment Trust	324,165.71	234,508.24	304,796.28	253,877.67	87,920.03	341,797.70
834	Capitol Furnishings Preservation Committee	79,448.61	6,720.06	86,168.67	86,168.67
878	Federal Forest Revolving	3,432.14	1.15	3,433.29	3,433.29
880	Advance Right-of-Way Revolving	5,507,288.87	285,863.79	654.76	5,792,497.90	654.76	5,793,152.66
884	Gambling Revolving	6,084,355.11	862,547.93	1,001,565.33	5,945,337.71	12,006.19	5,957,343.90
885	Plumbing Certificate	469,947.13	90,915.12	67,425.52	493,436.73	271.20	493,707.93

RECEIPTS AND DISBURSEMENTS FOR TREASURER'S TRUST FUNDS

		February 1, 2016	February 2016		February 29, 2016		
		Beginning Book Balance	Plus Receipts	Less Disbursements	Ending Book Balance	Outstanding Warrants	Ending Cash Balance
SPECIAL REVENUE FUNDS (Continued)							
892	Pressure Systems Safety	\$ 858,912.70	\$ 137,421.94	\$ 169,287.33	\$ 827,047.31	\$ 2,772.07	\$ 829,819.38
TOTAL SPECIAL REVENUE FUNDS		\$ 259,110,822.96	\$ 83,164,774.19	\$ 79,143,910.74	\$ 263,131,686.41	\$ 3,046,580.51	\$ 266,178,266.92
PERMANENT FUNDS							
842	American Indian Scholarship Endowment	\$ 295,548.68	\$ 99.13	\$	\$ 295,647.81	\$	\$ 295,647.81
852	Foster Care Scholarship Endowment	3,627.86	1.22	\$	3,629.08	\$	3,629.08
TOTAL PERMANENT FUNDS		\$ 299,176.54	\$ 100.35	\$	\$ 299,276.89	\$	\$ 299,276.89
ENTERPRISE FUNDS							
413	Municipal Revolving	\$ 7,312,987.86	\$ 1,951,561.36	\$ 2,078,325.65	\$ 7,186,223.57	\$ 2,979.61	\$ 7,189,203.18
442	Legislative Gift Center	40,897.55	29,609.62	19,651.68	50,855.49	481.65	51,337.14
445	Self-Insured Emplr Overpytm Reimb	808,528.75	45,050.75	\$	853,579.50	\$	853,579.50
446	Industrial Insurance Rainy Day Fund	\$	\$	\$	\$	\$	\$
449	Certificates of Participation and Other Financing - Local	122,549.09	4,861,602.60	4,844,160.43	139,991.26	\$	139,991.26
470	Imaging	186,552.05	68,298.96	32,376.68	222,474.33	\$	222,474.33
477	Lottery Investment	\$	\$	\$	\$	\$	\$
543	Judicial Information Systems	12,645,827.31	1,559,814.77	2,351,779.04	11,853,863.04	58,904.01	11,912,767.05
544	Pollution Liability Insurance Program Trust	27,944,480.93	2,008,204.22	1,909,021.33	28,043,663.82	88,741.53	28,132,405.35
545	Heating Oil Pollution Liability Trust	173,971.10	81,993.78	104,959.23	151,005.65	\$	151,005.65
788	Advanced College Tuition Payment Program	(5,451,017.25)	133,731,714.46	121,285,070.38	6,995,626.83	77,772,545.28	84,768,172.11
TOTAL ENTERPRISE FUNDS		\$ 43,784,777.39	\$ 144,337,850.52	\$ 132,625,344.42	\$ 55,497,283.49	\$ 77,923,652.08	\$ 133,420,935.57
INTERNAL SERVICE FUNDS							
12V	PEBB Medical Benefits Admin	\$	\$	\$	\$	\$	\$
411	Natural Resources Equipment	2,537,698.85	268.75	1,206,304.95	1,331,662.65	44,235.52	1,375,898.17
421	Education Technology Revolving	6,241,724.83	198,186.40	1,375,237.70	5,064,673.53	\$	5,064,673.53
422	General Administration Services	5,444,629.80	14,274,546.25	17,041,794.67	2,677,381.38	51,939.58	2,729,320.96
436	OFM Labor Relations Service	2,100,772.44	20,563.41	341,161.48	1,780,174.37	\$	1,780,174.37
438	Uniform Dental Plan Benefits Administration	12,705.35	505,045.00	151.44	517,598.91	\$	517,598.91
439	Uniform Medical Plan Benefits Administration	3,677,433.85	5,705,102.00	5,798,622.94	3,583,912.91	\$	3,583,912.91
444	Fish & Wildlife Equipment	315,225.83	79,406.16	89,430.23	305,201.76	190.66	305,392.42
453	Minority and Women's Business Enterprises	867,780.67	100,846.67	163,621.87	805,005.47	50.00	805,055.47
458	Consolidated Technology Services Revolving	(16,892,255.30)	10,168,372.78	6,689,736.43	(13,413,618.95)	62,561.44	(13,351,057.51)
461	Shared Information Technology System Revolving	174,829.52	185,860.98	286,039.65	74,650.85	191.37	74,842.22
466	Statewide Info Tech System Development Revolving	(4,370,779.75)	173,680.96	40,289.07	(4,237,387.86)	\$	(4,237,387.86)
471	State Patrol Nonappropriated Airplane Revolving	188,004.33	\$	64,928.97	123,075.36	8,568.29	131,643.65
472	Statewide Info Tech System Maintenance & Operations Revolving	8,216,188.35	3,336,220.47	5,531,994.67	6,020,414.15	1,638.45	6,022,052.60
546	Risk Management	2,347,593.49	458,125.49	967,236.27	1,838,482.71	\$	1,838,482.71
547	Liability	82,068,998.87	\$	2,657,766.33	79,411,232.54	903,519.55	80,314,752.09
721	Public Employees' and Retirees' Insurance	133,272,016.10	149,876,285.09	127,322,083.84	155,826,217.35	1,809,948.92	157,636,166.27
730	Public Employees' and Retirees' Insurance Reserve	148,031,817.15	47,737.80	\$	148,079,554.95	\$	148,079,554.95

RECEIPTS AND DISBURSEMENTS FOR TREASURER'S TRUST FUNDS

		February 1, 2016	February 2016		February 29, 2016		
		Beginning Book Balance	Plus Receipts	Less Disbursements	Ending Book Balance	Outstanding Warrants	Ending Cash Balance
INTERNAL SERVICE FUNDS (Continued)							
739	Certificates of Participation and Other Financing - State	\$ 511,635.95	\$ 8,016,152.21	\$ 3,756,252.65	\$ 4,771,535.51	\$	\$ 4,771,535.51
TOTAL INTERNAL SERVICE FUNDS		\$ 374,746,020.33	\$ 193,146,400.42	\$ 173,332,653.16	\$ 394,559,767.59	\$ 2,882,843.78	\$ 397,442,611.37
PRIVATE PURPOSE FUNDS							
196	Unclaimed Personal Property	\$ 829,903.53	\$ 8,773,611.06	\$ 8,508,765.07	\$ 1,094,749.52	\$ 5,946,008.88	\$ 7,040,758.40
738	Department of Social and Health Services Trust	53,654.52	53,654.52	53,654.52
TOTAL PRIVATE PURPOSE FUNDS		\$ 883,558.05	\$ 8,773,611.06	\$ 8,508,765.07	\$ 1,148,404.04	\$ 5,946,008.88	\$ 7,094,412.92
AGENCY FUNDS							
16C	Real Estate/Property Tax Admin Assistance	\$ 41,343.75	\$ 43,598.75	\$ 41,343.75	\$ 43,598.75	\$	\$ 43,598.75
17A	County Enhanced 911 Excise Tax	6,012,588.50	5,780,815.57	6,018,695.46	5,774,708.61	5,774,708.61
525	Washington State Combined Fund Drive	1,683,679.73	226,068.56	1,190,770.32	718,977.97	38,840.79	757,818.76
660	Natural Resources Deposit	11,323,793.00	28,782,769.55	28,860,850.70	11,245,711.85	314,487.93	11,560,199.78
734	Centennial Document Preservation and Modernization	1,947,990.23	216,942.60	2,164,932.83	2,164,932.83
737	High Occupancy Vehicle
757	Maritime Historic Restoration and Preservation	3,738.08	143.05	3,881.13	3,881.13
797	Local Tourism Promotion	829,050.60	774,943.65	846,330.60	757,663.65	757,663.65
TOTAL AGENCY FUNDS		\$ 21,842,183.89	\$ 35,825,281.73	\$ 36,957,990.83	\$ 20,709,474.79	\$ 353,328.72	\$ 21,062,803.51
TOTAL TREASURER'S TRUST FUNDS		\$ 770,559,621.65	\$ 497,928,542.84	\$ 488,860,867.27	\$ 779,627,297.22	\$ 90,164,366.22	\$ 869,791,663.44

INVESTMENT STATEMENT & INVESTMENT INTEREST INCOME AND CAPITAL GAINS

INVESTMENT STATEMENT

Fund / Account	February 1, 2016	Purchased	Maturities & Sales	Amortization	February 29, 2016
Treasury & Treasurer's Trust					
Investments (trade date basis)	\$ 4,761,774,788.37	\$ 2,747,274,476.91	\$ 2,661,526,528.55	\$ (1,266,838.17)	\$ 4,846,255,898.56
Reverse Repurchase Agreements
Purchased Accrued Interest	915,383.67	781,254.94	522,225.73	1,174,412.88
Total Treasury & Treasurer's Trust	\$ 4,762,690,172.04	\$ 2,748,055,731.85	\$ 2,662,048,754.28	\$ (1,266,838.17)	\$ 4,847,430,311.44
Local Government Investment Pool					
Investments (trade date basis)	\$ 9,726,900,890.96	\$ 45,548,365,073.71	\$ 45,100,017,000.00	\$ 700,736.56	\$ 10,175,949,701.23
Reverse Repurchase Agreements
Purchased Accrued Interest	204,676.31	153,159.00	51,517.31
Total Local Government Investment Pool	\$ 9,727,105,567.27	\$ 45,548,365,073.71	\$ 45,100,170,159.00	\$ 700,736.56	\$ 10,176,001,218.54
Total All Accounts	\$ 14,489,795,739.31	\$ 48,296,420,805.56	\$ 47,762,218,913.28	\$ (566,101.61)	\$ 15,023,431,529.98

INVESTMENT INTEREST INCOME AND CAPITAL GAINS CURRENT MONTH AND FISCAL YEAR TO DATE COMPARISON

Fund / Account	February 2016	February 2015	Fiscal Year 2016	Fiscal Year 2015
Treasury & Treasurer's Trust				
Cash	\$ 4,262,512.02	\$ 1,441,458.03	\$ 24,756,353.14	\$ 18,813,361.39
Custody Bank Fees	(4,615.73)	(4,615.64)	(36,865.54)	(36,874.65)
Other Bank Fees	(7,233.04)	(8,431.11)	(59,758.11)	(94,127.84)
Amortization	(1,266,838.17)	(699,219.38)	(4,424,482.88)	(6,219,351.06)
Accrued Interest	(549,402.66)	1,684,003.72	1,813,783.52	5,049,720.62
Gains and Losses	1,725,546.15	145,397.49	3,384,354.22	1,409,227.10
Total Treasury & Treasurer's Trust	\$ 4,159,968.57	\$ 2,558,593.11	\$ 25,433,384.35	\$ 18,921,955.56
Local Government Investment Pool				
Cash	\$ 2,496,130.35	\$ 567,946.13	\$ 9,861,063.80	\$ 3,513,852.52
Amortization	700,736.56	374,493.41	4,769,251.18	3,368,642.05
Accrued Interest	135,013.91	(639.25)	1,059,591.46	(34,956.78)
Gains and Losses	35,598.30	600,304.33	449,162.63
Total Local Government Investment Pool	\$ 3,331,880.82	\$ 977,398.59	\$ 16,290,210.77	\$ 7,296,700.42
Total All Accounts	\$ 7,491,849.39	\$ 3,535,991.70	\$ 41,723,595.12	\$ 26,218,655.98

JAMES L. McINTIRE
STATE TREASURER
PO BOX 40200
OLYMPIA WA 98504-0200

