



**Washington State  
Treasurer's  
Monthly Report**

**March 2017**



**DUANE A. DAVIDSON  
State Treasurer**

In accordance with the Americans with Disabilities Act, this publication will be made available in alternate formats upon request to the Office of the State Treasurer, Legislative Building, 2nd Floor, Olympia, Washington 98504-0200, telephone (360) 902-9000, fax (360) 902-9037 or TTY Users Call: 7-1-1.  
Web Site: <http://tre.wa.gov>.

TABLE OF CONTENTS

	<i>Page</i>
State Treasurer’s Letter .....	1
General Fund .....	2
Treasury, Treasurer’s Trust and Local Government Investment Pool Flow Chart .....	3
Treasury & Treasurer’s Trust, Treasury and Treasurer’s Trust Charts .....	4
General Fund and Local Government Investment Pool Charts .....	5
Receipts and Disbursements for the State Treasury .....	6
Receipts and Disbursements for Trust Funds .....	16
Investment Statement & Investment Interest Income and Capital Gains .....	23





**DUANE A. DAVIDSON,**  
State Treasurer

**State of Washington**  
**Office of the Treasurer**  
Legislative Building  
P.O. Box 40200  
Olympia, Washington 98504-0200

(360) 902-9000 • TTY 7-1-1  
FAX (360) 902-9037  
Home Page <http://tre.wa.gov>

Fellow Washingtonians,

I am pleased to report on the operations of the Office of the State Treasurer for the month of March 2017. At the close of the month, the Treasury & Treasurer's Trust book balance was \$5.5 billion with investment earnings distributed for the month of \$6.0 million.

Sincerely,

A handwritten signature in cursive script that reads "Duane A. Davidson".

Duane A. Davidson  
Washington State Treasurer

# GENERAL FUND

## GENERAL FUND CURRENT MONTH AND FISCAL YEAR TO DATE COMPARISON (In Millions)

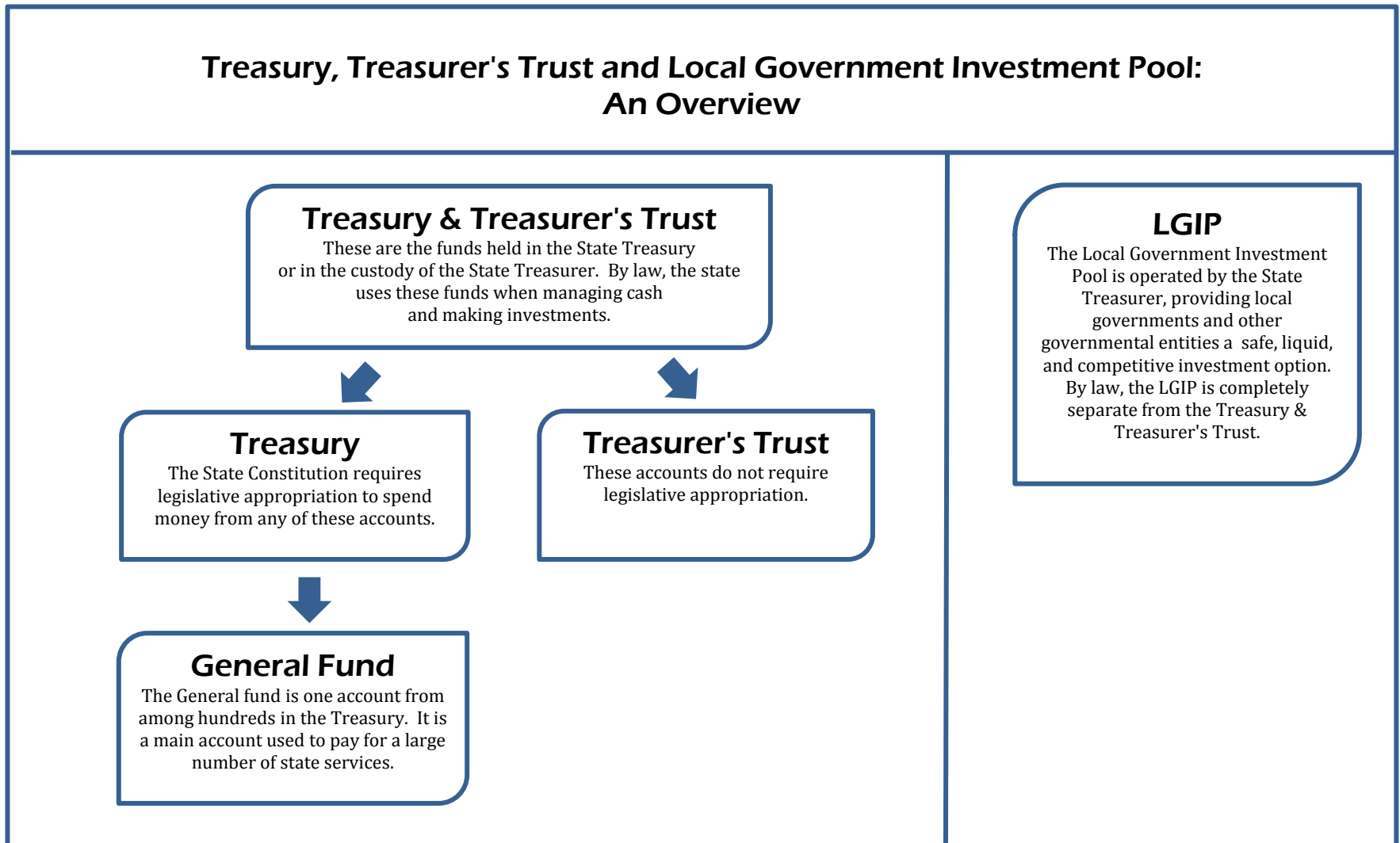
	Month of March		Fiscal Year to Date	
	2017	2016	2017	2016
<b>Beginning Book Balance</b>	\$ 609.622	\$ (104.496)	\$ 1,614.932	\$ 1,001.142
Cash Revenue	2,664.215	2,104.323	22,758.725	20,518.796
Other Cash Receipts	560.927	465.093	5,267.995	4,239.314
<b>Total Cash Receipts</b>	<u>\$ 3,225.142</u>	<u>\$ 2,569.416</u>	<u>\$ 28,026.720</u>	<u>\$ 24,758.110</u>
<b>Total Cash Disbursements</b>	<u>\$ 3,670.143</u>	<u>\$ 2,484.702</u>	<u>\$ 29,477.031</u>	<u>\$ 25,779.034</u>
<b>Ending Book Balance</b>	<u>\$ 164.621</u>	<u>\$ (19.782)</u>	<u>\$ 164.621</u>	<u>\$ (19.782)</u>
<b>Cash Revenue</b>				
Bond Retirement & Interest	\$ (0.020)	\$ 0.000	\$ (0.265)	\$ (0.282)
Secretary of State	3.839	3.277	28.736	26.884
<b>Department of Revenue:</b>				
Retail Sales Tax	760.513	675.083	7,087.024	6,578.543
Business & Occupation Tax	256.577	253.148	2,884.963	2,650.958
Compensating Tax	61.802	51.676	500.098	477.506
Cigarette Tax	28.339	29.195	278.231	258.562
Public Utility Tax	39.698	37.982	294.944	294.993
Various Other Revenue	39.193	49.325	622.323	493.542
Insurance Commission	64.307	35.381	366.851	333.819
Liquor and Cannabis Board	29.775	29.653	89.222	75.003
<b>Department of Licensing:</b>				
Excise Tax – Other	0.017	0.017	0.127	0.124
Various Other Revenue	0.835	0.814	7.684	7.017
Department of Social & Health Services	3.380	20.095	55.219	81.074
Universities & Colleges	0.020	0.001	(0.118)	0.121
Treasurer's Transfers	0.414	0.067	(59.080)	(73.608)
<b>Counties:</b>				
Property Tax	34.250	34.391	1,001.125	989.589
Real Estate Excise Tax	82.620	69.406	776.980	673.599
Various Other Revenue	4.043	5.170	40.406	43.666
Federal Grants-In-Aid (All Agencies)	1,162.273	775.833	8,163.080	7,313.197
Revenues Distributed to Local Governments	(0.282)	(0.267)	(4.531)	(4.165)
Other Agencies' Cash Revenue	92.622	34.076	625.706	298.654
<b>Total Cash Revenue</b>	<u>\$ 2,664.215</u>	<u>\$ 2,104.323</u>	<u>\$ 22,758.725</u>	<u>\$ 20,518.796</u>

Source: Agency Financial Reporting System (AFRS).

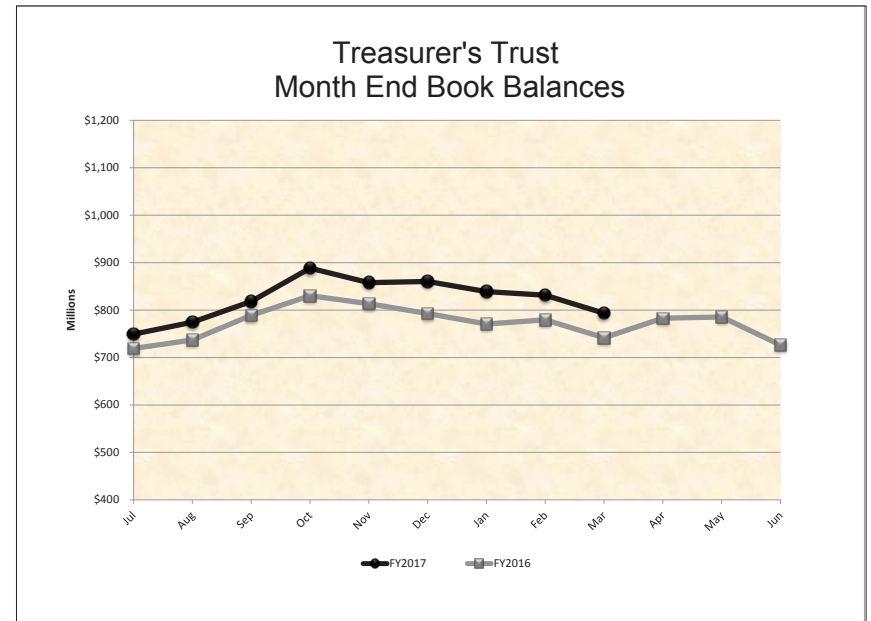
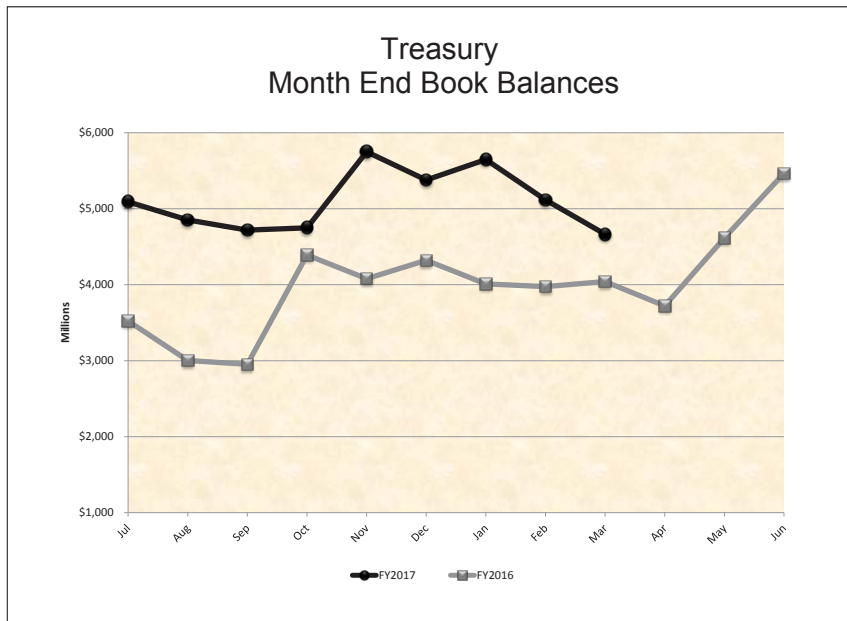
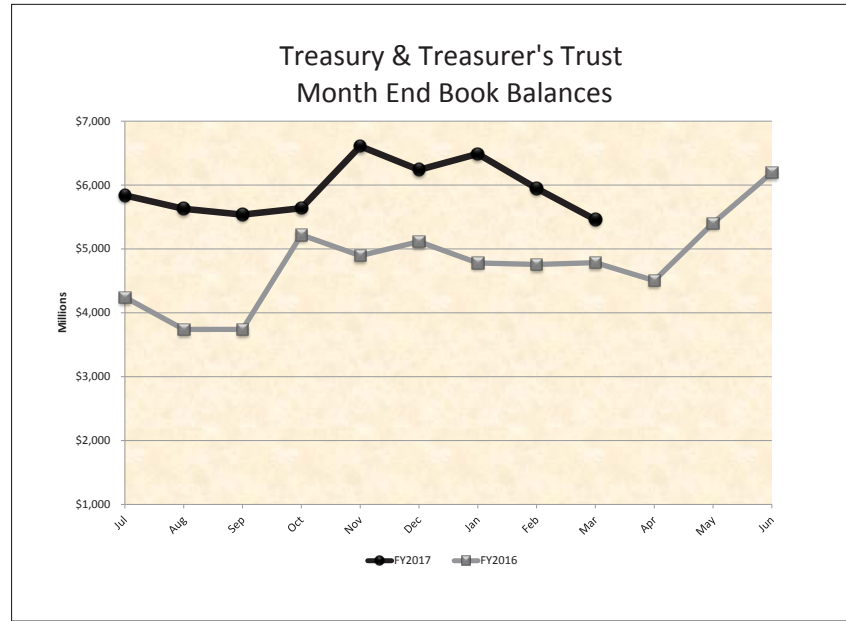
# TREASURY, TREASURER'S TRUST AND LGIP FLOW CHART

The State Treasurer is charged with the cash management of public funds, which includes two categories of state funds and accounts: (1) funds and accounts located in the state treasury, which are subject to legislative appropriation; and (2) Treasurer's trust funds, which are accounts placed in the custody of the State Treasurer, and not typically subject to legislative appropriation. Funds within these accounts are comingled for investment and cash management purposes.

This flow chart describes the structure of the Treasury and Treasurer's Trust Accounts. Month end balances of these accounts are shown on pages 4 and 5.

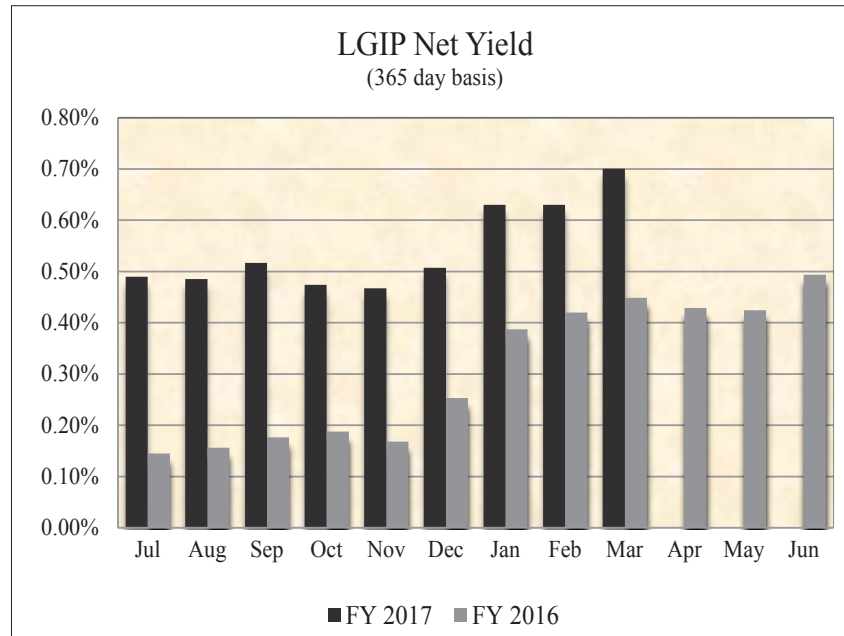
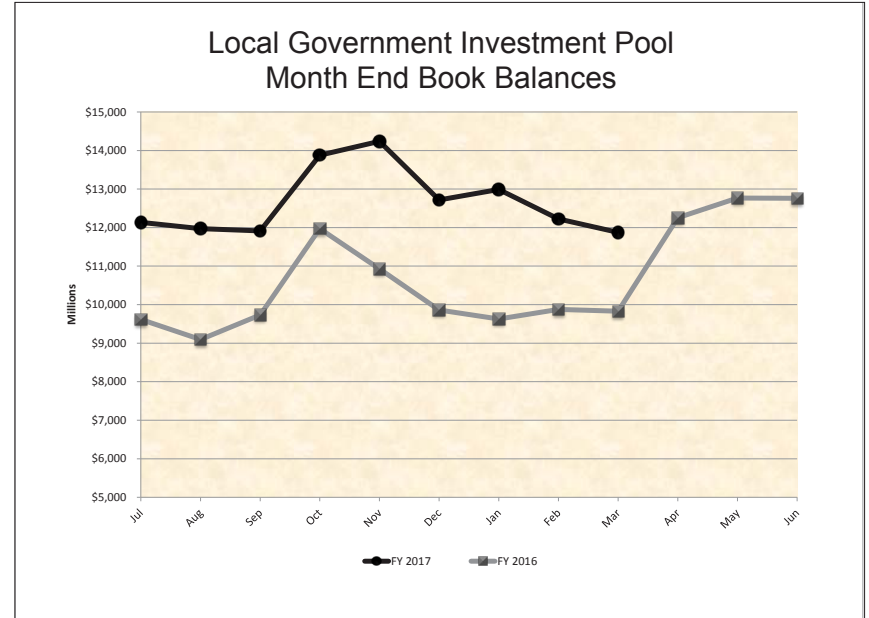
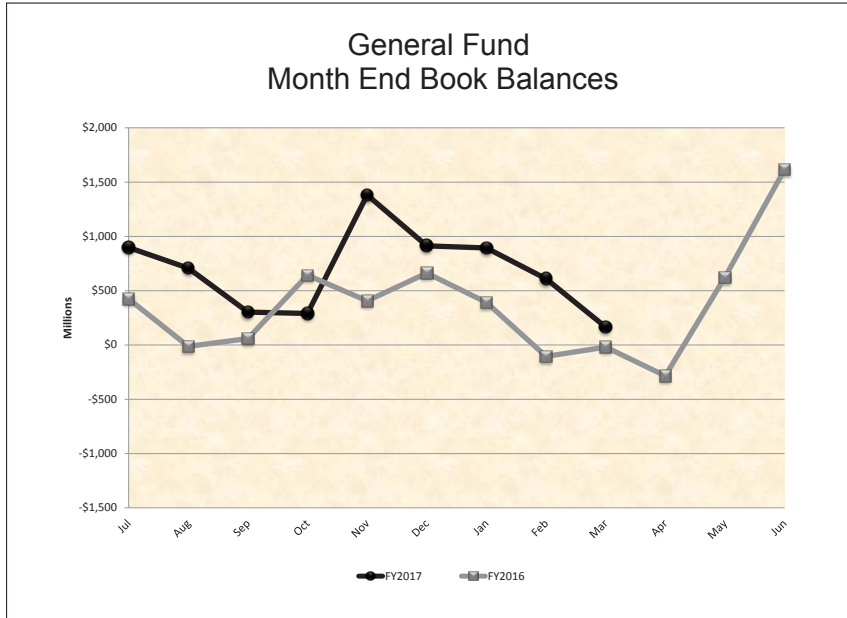


# TREASURY & TREASURER'S TRUST AND TREASURY AND TREASURER'S TRUST CHART





# GENERAL FUND AND LOCAL GOVERNMENT INVESTMENT POOL CHARTS



# RECEIPTS AND DISBURSEMENTS FOR TREASURY FUNDS

	March 1, 2017		March 2017		March 31, 2017		
	Beginning Book Balance		Plus Receipts	Less Disbursements	Ending Book Balance	Outstanding Warrants	Ending Cash Balance
<b>GENERAL FUND</b>							
001 General	\$ 609,622,200.15	\$	\$ 3,225,141,567.81	\$ 3,670,142,786.47	\$ 164,620,981.49	\$ 32,108,363.64	\$ 196,729,345.13
018 Millersylvania Park Current	5,210.50				5,210.50		5,210.50
01E Geothermal	159.89				159.89		159.89
01N Institutional Impact	19,144.72				19,144.72		19,144.72
02P Flood Control Assistance	2,180,092.00			89,233.11	2,090,858.89	206.45	2,091,065.34
031 State Investment Board Expense	2,819,640.13		1,932,092.09	1,679,437.00	3,072,295.22	9,110.12	3,081,405.34
032 State Emergency Water Projects Revolving	221,616.92				221,616.92		221,616.92
03A Excess Earnings							
03L County Criminal Justice Assistance	1,989,721.00		29,613.20	154,196.99	1,865,137.21	2,832.42	1,867,969.63
03M Municipal Criminal Justice Assistance	257,084.50		958.98	55,605.88	202,437.60	1,132.92	203,570.52
04L Public Health Services	6.18		0.01		6.19		6.19
051 State and Local Improvements Revolving	26,744.33				26,744.33		26,744.33
055 State & Local Improve Revolving (Waste Disp Facilities, 1980)	2,639.01				2,639.01		2,639.01
05C Criminal Justice Treatment	8,316,019.15		6,969.65	514,757.52	7,808,231.28		7,808,231.28
05M Tourism Development and Promotion							
070 Outdoor Recreation	2,621,745.45		(1,500.00)	406,915.77	2,213,329.68		2,213,329.68
072 State & Local Improve Revolving (Water Supply Facilities)	722,580.26			20,732.42	701,847.84		701,847.84
09C Farm and Forest	1,079,796.68			1,392.49	1,078,404.19		1,078,404.19
09G Riparian Protection			729,553.48	739,251.30	(9,697.82)		(9,697.82)
09R Economic Development Strategic Reserve	4,698,733.77			189,949.42	4,508,784.35		4,508,784.35
10K Veterans Innovation Program	103,740.40				103,740.40		103,740.40
10P Columbia River Basin Water Supply Development	9,921,420.67		6,425.08	560,306.55	9,367,539.20	96.35	9,367,635.55
10R Energy Freedom	201,360.07		114.00		201,474.07		201,474.07
10T Hood Canal Aquatic Rehabilitation Bond							
11F Reinvesting in Youth	5.98				5.98		5.98
11N Heritage Barn Preservation							
11W Water Quality Capital	34,227.10				34,227.10		34,227.10
125 Site Closure	28,428,474.29		67,146.88	6,718.87	28,488,902.30	1,035.00	28,489,937.30
12B Green Energy Incentive							
12J Boating Activities	10,000.00				10,000.00		10,000.00
12K Puget Sound Scientific Research							
12R Independent Youth Housing							
12W Veterans Conservation Corps							
14B Budget Stabilization	592,778,970.84		335,653.01		593,114,623.85	1,189.84	593,115,813.69
14C Puget Sound Recovery							
14H Community Preservation & Development Auth	8,750.00				8,750.00		8,750.00
14L Streamlined Sales & Use Tax Mitigation	14,782,764.05		(23,020.66)	5,390,214.96	9,369,528.43		9,369,528.43
15C WA Community Tech Opportunity							
15F Local Public Safety Enhancement							
15J Building Communities							

# RECEIPTS AND DISBURSEMENTS FOR TREASURY FUNDS

	March 1, 2017		March 2017		March 31, 2017		
	Beginning Book Balance		Plus Receipts	Less Disbursements	Ending Book Balance	Outstanding Warrants	Ending Cash Balance
<b>GENERAL FUND (Continued)</b>							
15K Columbia River Water Delivery	\$ 16,173.66				\$ 16,173.66		\$ 16,173.66
15R Evergreen Job Training							
16V Water Rights Processing	60,670.98		2,358.15	1.58	63,027.55		63,027.55
177 Judicial Retirement Administrative							
17C Opportunity Express Account	62,171.42				62,171.42		62,171.42
17E State Efficiency and Restructuring							
17F Washington Opportunity Pathways	48,472,609.82		12,092,034.35	21,362,040.06	39,202,604.11	21.60	39,202,625.71
17K Basic Health Plan Stabilization							
18H Opportunity Expansion	326.64				326.64		326.64
18T Child and Family Reinvestment	7,218,960.64				7,218,960.64		7,218,960.64
19K Yakima Integrated Plan Implementation							
19L Charter Schools Oversight	200,593.07		37,273.37	1,228.16	236,638.28		236,638.28
19N Diesel Idle Reduction							
20C Yakima Integrated Plan Implementation Taxable Bond							
20F Invest in Washington							
20L Early Start							
20S Behavioral Health Innovation	5,703,019.26			211,511.76	5,491,507.50		5,491,507.50
21B Chehalis Basin							
21D Dairy Nutrient Infrastructure							
244 Habitat Conservation	8,956,695.46			1,612,189.73	7,344,505.73		7,344,505.73
253 Education Construction	3,411,822.29		2,029.34	175,896.42	3,237,955.21		3,237,955.21
285 Growth Management Planning and Environmental Review							
291 Education Savings							
355 State Taxable Building Construction	35,611,047.55			8,102,151.63	27,508,895.92		27,508,895.92
359 School Constr & Skill Ctrs Bldg	20,981.43				20,981.43		20,981.43
488 Special Personnel Litigation Revolving	43,000.00				43,000.00		43,000.00
489 Pension Funding Stabilization							
548 LEOFF System Plan 2 Expense	42,039.76		101,560.28	91,948.16	51,651.88		51,651.88
563 Columbia River Crossing Project							
828 Tobacco Prevention and Control	1,607,149.31		913.87	2,448.00	1,605,615.18		1,605,615.18
830 Agricultural College Trust Management	1,136,460.14		297.57	122,733.58	1,014,024.13	2,446.16	1,016,470.29
<b>TOTAL GENERAL FUND</b>	<b>\$ 1,393,416,569.47</b>		<b>\$ 3,240,462,040.46</b>	<b>\$ 3,711,633,647.83</b>	<b>\$ 922,244,962.10</b>	<b>\$ 32,126,434.50</b>	<b>\$ 954,371,396.60</b>
<b>SPECIAL REVENUE FUNDS</b>							
002 Hospital Data Collection	\$ 58,290.82		\$ 1,376.50	\$ 10,327.12	\$ 49,340.20		\$ 49,340.20
003 Architects' License	850,389.00		40,343.33	33,889.08	856,843.25	277.00	857,120.25
007 Winter Recreational Program	2,079,368.79		128,189.58	482,394.77	1,725,163.60	1,383.84	1,726,547.44
014 Forest Development	7,952,293.93		1,193.38	(113,701.97)	8,067,189.28	29,759.70	8,096,948.98
01B ORV & Non-Highway Vehicle Account	1,795,343.80		315,347.16	415,435.17	1,695,255.79	2,950.54	1,698,206.33
01M Snowmobile	4,476,135.69		127,239.27	816,540.47	3,786,834.49	39,546.70	3,826,381.19

# RECEIPTS AND DISBURSEMENTS FOR TREASURY FUNDS

		March 1, 2017	March 2017		March 31, 2017		
		Beginning Book Balance	Plus Receipts	Less Disbursements	Ending Book Balance	Outstanding Warrants	Ending Cash Balance
<b>SPECIAL REVENUE FUNDS (Continued)</b>							
024	Professional Engineers'	\$ 2,284,639.05	\$ 162,729.00	\$ 134,196.01	\$ 2,313,172.04	\$ 1,069.00	\$ 2,314,241.04
026	Real Estate Commission	4,182,221.40	540,552.76	417,219.61	4,305,554.55	5,617.25	4,311,171.80
027	Reclamation	4,114,843.34	98,456.49	274,954.79	3,938,345.04	1,141.32	3,939,486.36
02A	Surveys and Maps	953,589.26	44,534.22	(124,645.61)	1,122,769.09	545.49	1,123,314.58
02G	Health Professions	13,331,714.41	5,838,197.69	5,060,516.43	14,109,395.67	98,627.26	14,208,022.93
02H	Business Enterprises Revolving	620,697.56	86,844.54	52,181.00	655,361.10	2,042.85	657,403.95
02J	Certified Public Accountants'	2,517,525.35	157,042.27	117,243.77	2,557,323.85	280.00	2,557,603.85
02K	Death Investigations	1,298,305.41	256,796.67	509,865.00	1,045,237.08	2,367.05	1,047,604.13
02M	Essential Rail Assistance	527,167.98	50,387.23	998.73	576,556.48	.....	576,556.48
02N	Parkland Acquisition	33,417.80	.....	14,862.09	18,555.71	1,081.21	19,636.92
02R	Aquatic Lands Enhancement	9,659,012.41	866.64	(135,451.00)	9,795,330.05	8,311.11	9,803,641.16
02W	Timber Tax Distribution	1,676,859.57	183,966.96	295,420.64	1,565,405.89	2,071.93	1,567,477.82
030	Landowner Contingency Forest Fire Suppression	3,555,140.33	3.07	19,648.11	3,535,495.29	.....	3,535,495.29
039	Aeronautics	1,164,023.64	278,170.41	642,258.10	799,935.95	281,811.64	1,081,747.59
03B	Asbestos	758,938.46	46,602.50	66,745.30	738,795.66	853.00	739,648.66
03C	Emergency Medical Services and Trauma Care System Trust	10,912,141.10	1,126,813.89	2,680,908.71	9,358,046.28	173,145.33	9,531,191.61
03F	Enhanced 911	5,473,886.80	2,506,961.71	4,487,457.77	3,493,390.74	66,681.13	3,560,071.87
03N	Business License	5,912,849.55	6,154,676.34	6,022,621.97	6,044,903.92	89,697.84	6,134,601.76
03P	Fire Service Trust	438,516.36	5,795.00	40.37	444,270.99	5.00	444,275.99
03R	Safe Drinking Water	3,345,558.50	869,126.05	351,371.87	3,863,312.68	1,272.69	3,864,585.37
041	Resource Management Cost	27,366,723.86	16,994.55	470,754.25	26,912,964.16	110,400.17	27,023,364.33
042	Charitable, Educational, Penal, and Reformatory Institutions	6,674,435.45	3,924.98	(94,153.59)	6,772,514.02	915.26	6,773,429.28
044	Waste Reduction, Recycling, and Litter Control	2,852,430.92	455,241.24	574,741.83	2,732,930.33	18,711.85	2,751,642.18
045	State Vehicle Parking	(271,179.25)	238,636.88	231,738.67	(264,281.04)	225.00	(264,056.04)
048	Marine Fuel Tax Refund	324,175.85	.....	323.00	323,852.85	.....	323,852.85
04E	Uniform Commercial Code	1,789,749.63	107,455.00	85,219.69	1,811,984.94	.....	1,811,984.94
04H	Surface Mining Reclamation	869,089.03	90.50	(5,866.87)	875,046.40	.....	875,046.40
04M	Recreational Fisheries Enhancement	785,251.16	49,828.77	119,687.98	715,391.95	306.23	715,698.18
04R	Drinking Water Assistance	25,357,411.48	1,234,777.36	4,455,767.86	22,136,420.98	252,942.68	22,389,363.66
04V	Vehicle License Fraud	321.44	4,420.59	5,663.95	(921.92)	.....	(921.92)
04W	Waterworks Operator Certification	1,059,296.21	59,272.70	47,370.74	1,071,198.17	430.00	1,071,628.17
058	Public Works Assistance	26,768,110.11	1,425,615.16	2,383,279.02	25,810,446.25	1,915.61	25,812,361.86
05H	Disaster Response	(25,875,478.31)	7,361,936.99	3,030,448.22	(21,543,989.54)	26,400.81	(21,517,588.73)
05R	Drinking Water Assistance Administrative	5,342,746.84	3,037.37	42,326.41	5,303,457.80	.....	5,303,457.80
05W	State Drought Preparedness	2,736,893.98	.....	17,300.00	2,719,593.98	.....	2,719,593.98
06A	Salmon Recovery	27,243.34	.....	.....	27,243.34	.....	27,243.34
06G	Real Estate Appraiser Commission	474,522.31	87,598.11	64,018.35	498,102.07	.....	498,102.07
06K	Lead Paint	87,334.74	5,675.00	.....	93,009.74	.....	93,009.74
06L	Business and Professions	7,045,071.71	967,170.83	766,092.39	7,246,150.15	12,042.92	7,258,193.07
06R	Real Estate Research	1,093,544.31	24,270.00	102,711.00	1,015,103.31	.....	1,015,103.31

# RECEIPTS AND DISBURSEMENTS FOR TREASURY FUNDS

		March 1, 2017	March 2017		March 31, 2017		
		Beginning Book Balance	Plus Receipts	Less Disbursements	Ending Book Balance	Outstanding Warrants	Ending Cash Balance
<b>SPECIAL REVENUE FUNDS (Continued)</b>							
06T	License Plate Technology	\$ 1,141,172.84	\$ 153,236.38	\$ (706.01)	\$ 1,295,115.23	\$ 24.03	\$ 1,295,139.26
071	Warm Water Game Fish	17,142.69	42,919.98	130,786.54	(70,723.87)	2.01	(70,721.86)
07C	Vessel Response	6,425.00	100.00	.....	6,525.00	.....	6,525.00
07W	Domestic Violence Prevention	1,568,056.17	90,702.93	148,441.58	1,510,317.52	26,767.77	1,537,085.29
080	Grade Crossing Protective	242,732.72	137.39	87,566.61	155,303.50	87,566.61	242,870.11
081	State Patrol Highway	32,459,681.77	23,567,783.64	18,678,960.87	37,348,504.54	152,929.18	37,501,433.72
082	Motorcycle Safety Education	2,276,497.12	222,956.90	155,021.07	2,344,432.95	15,106.05	2,359,539.00
084	Building Code Council	189,381.03	25,831.55	45,970.36	169,242.22	272.45	169,514.67
086	Fire Service Training	5,278,066.87	22,945.01	461,639.45	4,839,372.43	95,127.81	4,934,500.24
087	Park Land Trust Revolving	2,152,099.84	104,078.22	132,239.29	2,123,938.77	944.06	2,124,882.83
08A	Education Legacy Trust	163,975,964.12	14,376,922.20	14,673,612.92	163,679,273.40	930,346.37	164,609,619.77
08G	Flexible Spending Administrative	2,718,670.99	47.88	67,733.55	2,650,985.32	.....	2,650,985.32
08H	Military Department Rental and Lease	1,674,433.47	26,876.40	17,648.86	1,683,661.01	388.02	1,684,049.03
08K	Problem Gambling	578,386.49	34,744.33	69,237.56	543,893.26	1,440.00	545,333.26
08M	Small City Pavement and Sidewalk	2,121,803.20	78,307.77	81.27	2,200,029.70	.....	2,200,029.70
08R	Waste Tire Removal	6,725,603.24	280,363.88	35,177.11	6,970,790.01	.....	6,970,790.01
094	Transportation Infrastructure	6,850,755.39	18,878.04	1,740.33	6,867,893.10	.....	6,867,893.10
095	Electrical License	9,801,773.65	2,112,673.42	2,047,271.05	9,867,176.02	29,179.71	9,896,355.73
096	Highway Infrastructure	1,077,148.76	622.89	.....	1,077,771.65	.....	1,077,771.65
097	Recreational Vehicle	2,863,155.88	60,968.20	156,130.70	2,767,993.38	56,844.71	2,824,838.09
099	Puget Sound Capital Construction	12,282,072.61	1,008,816.27	3,155,633.84	10,135,255.04	15,506.44	10,150,761.48
09E	Freight Mobility Investment	9,038,425.18	5,259.22	.....	9,043,684.40	.....	9,043,684.40
09F	High-Occupancy Toll Lanes Operations	3,936,592.40	999.62	(222,207.67)	4,159,799.69	.....	4,159,799.69
09H	Transportation Partnership	281,180,802.57	2,618,909.70	28,145,796.43	255,653,915.84	917,580.49	256,571,496.33
09M	Aquatic Invasive Species Enforcement	387,738.27	3,127.62	6,265.01	384,600.88	1.00	384,601.88
09N	Aquatic Invasive Species Prevention	164,186.93	9,382.63	50,521.87	123,047.69	67.00	123,114.69
09P	City-County Assistance	2,589,018.68	1,002,621.36	3,591,625.79	14.25	77.61	91.86
09T	Washington Main Street Trust Fund	58,694.34	.....	(188.00)	58,882.34	.....	58,882.34
102	Rural Arterial Trust	15,449,598.08	1,527,027.79	361,597.87	16,615,028.00	599.51	16,615,627.51
104	State Wildlife	18,587,044.17	2,414,427.29	5,299,187.89	15,702,283.57	150,505.33	15,852,788.90
106	Highway Safety	43,585,909.94	12,838,675.24	10,212,341.76	46,212,243.42	171,094.52	46,383,337.94
107	Liquor Excise Tax	7,200,576.95	2,764,800.18	57,156.58	9,908,220.55	.....	9,908,220.55
108	Motor Vehicle	194,785,892.52	108,224,184.85	95,912,810.05	207,097,267.32	2,703,674.28	209,800,941.60
109	Puget Sound Ferry Operations	28,583,666.21	16,848,802.07	18,985,259.99	26,447,208.29	534,158.91	26,981,367.20
10A	Aquatic Algae Control	348,294.01	6,255.06	33,485.11	321,063.96	2.00	321,065.96
10B	Home Security Fund	16,243,870.71	1,580,251.59	1,929,884.41	15,894,237.89	.....	15,894,237.89
10G	Water Rights Tracking System	544,701.80	3,437.55	.....	548,139.35	.....	548,139.35
110	Special Wildlife	5,009,154.29	66,163.43	41,433.30	5,033,884.42	406.85	5,034,291.27
111	Public Service Revolving	10,794,658.85	1,201,211.08	1,399,060.51	10,596,809.42	7,333.14	10,604,142.56
113	Common School Construction	97,160,517.35	711,252.68	(2,642,094.30)	100,513,864.33	57.00	100,513,921.33

# RECEIPTS AND DISBURSEMENTS FOR TREASURY FUNDS

		March 1, 2017	March 2017		March 31, 2017		
		Beginning Book Balance	Plus Receipts	Less Disbursements	Ending Book Balance	Outstanding Warrants	Ending Cash Balance
<b>SPECIAL REVENUE FUNDS (Continued)</b>							
116	Basic Data	\$ 87,940.00	\$ .....	\$ .....	\$ 87,940.00	\$ .....	\$ 87,940.00
119	Unemployment Compensation Administration	(24,129.09)	14,297,711.68	14,464,876.83	(191,294.24)	2,224,643.17	2,033,348.93
11B	Regional Mobility Grant Program	42,690,725.20	6,274,255.38	1,904,973.50	47,060,007.08	80.00	47,060,087.08
11E	Freight Mobility Multimodal	10,870,615.39	6,153.14	.....	10,876,768.53	.....	10,876,768.53
11H	Forest and Fish Support	6,238,076.70	328,550.79	118,373.30	6,448,254.19	.....	6,448,254.19
11K	Washington Auto Theft Prevention Authority	(567,619.22)	437,244.07	745,767.31	(876,142.46)	715.26	(875,427.20)
120	Administrative Contingency	9,326,712.49	1,261,765.80	4,821,652.62	5,766,825.67	411.66	5,767,237.33
12C	Affordable Housing For All	2,820,097.91	376,745.92	246,715.68	2,950,128.15	.....	2,950,128.15
12M	Charitable Organization Education	1,278,990.85	20,470.00	164.25	1,299,296.60	211.12	1,299,507.72
12T	Traumatic Brain Injury	1,627,796.22	83,888.34	143,342.15	1,568,342.41	.....	1,568,342.41
134	Employment Services Administrative	28,077,982.43	1,753,757.56	1,347,099.03	28,484,640.96	671.90	28,485,312.86
138	Insurance Commissioner's Regulatory	15,391,205.81	23,896.35	2,405,703.06	13,009,399.10	14,640.26	13,024,039.36
144	Transportation Improvement	48,134,345.87	7,343,189.96	4,694,679.28	50,782,856.55	.....	50,782,856.55
146	Firearms Range	1,392,243.21	44,063.41	54,188.26	1,382,118.36	.....	1,382,118.36
14A	Wildlife Rehabilitation	635,906.85	16,713.26	10,322.27	642,297.84	196.40	642,494.24
14G	Ballast Water Management	23,500.00	.....	.....	23,500.00	.....	23,500.00
14M	Financial Fraud & ID Theft	1,006,268.01	68,530.00	166,239.09	908,558.92	.....	908,558.92
14R	Military Active State Service	.....	.....	.....	.....	.....	.....
14V	Ignition Interlock Device	3,373,315.49	233,200.00	197,821.59	3,408,693.90	7,249.00	3,415,942.90
150	Low-Income Weatherization/ Structural Rehabilitation Assistance	2,436,058.41	1,379.35	743.76	2,436,694.00	.....	2,436,694.00
153	Rural Mobility Grant Program	3,835,195.76	2,502,591.27	727,332.58	5,610,454.45	275,591.00	5,886,045.45
154	New Motor Vehicle Arbitration	2,366,684.10	65,352.00	35,907.28	2,396,128.82	4.75	2,396,133.57
158	Aquatic Land Dredged Material Disposal Site	416,535.73	.....	(208,848.45)	625,384.18	.....	625,384.18
159	Parks Improvement	1,072,911.30	8,305.29	4,470.77	1,076,745.82	68.00	1,076,813.82
15H	Cleanup Settlement	51,611,891.46	29,709.86	906,994.83	50,734,606.49	339.86	50,734,946.35
15M	Biotoxin	79,705.08	48,054.00	121,860.16	5,898.92	333.86	6,232.78
15P	Energy Recovery Act	7,540,835.53	14,571.45	.....	7,555,406.98	.....	7,555,406.98
160	Wood Stove Education and Enforcement	627,978.60	14,700.00	34,801.69	607,876.91	.....	607,876.91
162	Farm Labor Contractor	69,696.63	1,185.00	.....	70,881.63	.....	70,881.63
167	Natural Resources Conservation Areas Stewardship	296,203.20	1.53	14,358.88	281,845.85	.....	281,845.85
16A	Judicial Stabilization Trust	867,226.72	412,101.49	1,289,005.00	(9,676.79)	.....	(9,676.79)
16J	SR 520 Corridor	138,935,555.72	(3,815,237.26)	6,354,387.66	128,765,930.80	66,172.80	128,832,103.60
16M	Appraisal Management Company	438,183.77	6,000.00	8,462.94	435,720.83	.....	435,720.83
16P	Marine Resources Stewardship Trust	411,196.48	248.17	31,698.40	379,746.25	.....	379,746.25
16W	Hospital Safety Net Assessment	93,753,905.12	51,645,471.70	8,963,607.16	136,435,769.66	.....	136,435,769.66
172	Basic Health Plan Trust	1,081,232.58	.....	.....	1,081,232.58	.....	1,081,232.58
173	State Toxics Control	42,817,076.85	5,917,384.28	3,701,813.84	45,032,647.29	82,387.75	45,115,035.04
174	Local Toxics Control	39,133,224.12	4,131,162.51	1,849,706.61	41,414,680.02	497.98	41,415,178.00
176	Water Quality Permit	13,329,448.10	3,267,643.42	3,495,628.12	13,101,463.40	36,784.25	13,138,247.65
17B	Home Visiting Services	4,051,870.94	1,753,096.54	1,461,090.15	4,343,877.33	.....	4,343,877.33

# RECEIPTS AND DISBURSEMENTS FOR TREASURY FUNDS

	March 2017			March 31, 2017		
	Beginning Book Balance	Plus Receipts	Less Disbursements	Ending Book Balance	Outstanding Warrants	Ending Cash Balance
<b>SPECIAL REVENUE FUNDS (Continued)</b>						
17N Complete Streets Grant Program	\$ .....	\$ .....	\$ .....	\$ .....	\$ .....	\$ .....
17P SR520 Civil Penalties	7,049,172.18	(2,302.85)	135,969.85	6,910,899.48	.....	6,910,899.48
17T Health Benefit Exchange	(1,848,484.67)	2,470,733.64	10,030.71	612,218.26	.....	612,218.26
17W Limousine Carriers	43,162.55	1,392.30	.....	44,554.85	.....	44,554.85
182 Underground Storage Tank	891,248.32	107,873.31	209,754.28	789,367.35	454.09	789,821.44
186 County Arterial Preservation	951,723.81	1,172,368.09	1,157,888.94	966,202.96	9,352.40	975,555.36
18J Capital Vessel Replacement	6,784,188.52	1,834,675.36	(10,934.08)	8,629,797.96	250.16	8,630,048.12
18L Hydraulic Project Approval	192,703.29	29,850.00	23,880.70	198,672.59	1,650.00	200,322.59
199 Biosolids Permit	1,558,885.16	147,374.79	118,226.24	1,588,033.71	559.75	1,588,593.46
19A Medicaid Fraud Penalty	22,796,127.19	125.23	507,401.53	22,288,850.89	2,804.34	22,291,655.23
19C Forest Practice Application	674,235.97	36.81	27,849.12	646,423.66	.....	646,423.66
19G Environmental Legacy Stewardship	34,576,620.38	90.00	6,763,123.96	27,813,586.42	229,295.69	28,042,882.11
19T DOL Technology Improvement and Data Management	736,495.10	49,294.90	.....	785,790.00	.....	785,790.00
200 Regional Fisheries Enhancement Salmonid Recovery	(65,539.53)	147,226.63	170,160.46	(88,473.36)	.....	(88,473.36)
201 Department of Licensing Services	1,277,266.99	307,453.27	428,381.20	1,156,339.06	47.78	1,156,386.84
202 Medical Test Site Licensure	(853,405.17)	12,005.00	72,504.50	(913,904.67)	3,212.00	(910,692.67)
203 Passenger Ferry	27.39	.....	.....	27.39	.....	27.39
204 Volunteer Fire Fighters' and Reserve Officers' Administrative	1,241,340.10	712.38	88,174.89	1,153,877.59	654.43	1,154,532.02
207 Hazardous Waste Assistance	1,220,796.31	1,771.90	548,547.47	674,020.74	684.20	674,704.94
20B Brownfield Redevelopment Trust Fund	.....	.....	.....	.....	.....	.....
20H Connecting Washington	357,344,124.51	30,680,710.05	15,663,666.56	372,361,168.00	37,285.26	372,398,453.26
20J Electric Vehicle Charging Infrastructure	1,004,811.28	568.75	.....	1,005,380.03	.....	1,005,380.03
20M Puget Sound Taxpayer Accountability	.....	.....	.....	.....	.....	.....
20N Transportation Future Funding Program	.....	.....	.....	.....	.....	.....
20R Radioactive Mixed Waste	2,541,560.03	1,012.90	448,660.85	2,093,912.08	3,122.49	2,097,034.57
20T PLIA Underground Storage Tank Revolving	2,286,774.12	1,303.44	30,265.91	2,257,811.65	.....	2,257,811.65
20V Economic Gardening Pilot Project	.....	.....	.....	.....	.....	.....
215 Special Category C	3,614,339.19	(96,687.41)	.....	3,517,651.78	.....	3,517,651.78
216 Air Pollution Control	1,877,504.23	149,464.82	196,034.63	1,830,934.42	1,634.16	1,832,568.58
217 Oil Spill Prevention	4,245,850.72	319,624.61	852,515.85	3,712,959.48	2,534.80	3,715,494.28
218 Multimodal Transportation	93,229,095.65	54,078,930.78	29,935,006.78	117,373,019.65	774,575.61	118,147,595.26
222 Freshwater Aquatic Weeds	737,739.99	45,627.00	53,926.97	729,440.02	854.44	730,294.46
223 State Oil Spill Response	8,124,712.93	73,752.56	33,699.65	8,164,765.84	165.74	8,164,931.58
234 Public Works Administration	13,028,936.75	369,635.09	347,966.13	13,050,605.71	3,062.14	13,053,667.85
235 Youth Tobacco & Vapor Product Prevention	1,583,587.14	154,169.59	204,481.15	1,533,275.58	2,490.00	1,535,765.58
237 Recreation Access Pass	1,159,113.94	296,747.45	490.00	1,455,371.39	170.00	1,455,541.39
260 University of Washington Operating Fees	123.54	.....	.....	123.54	.....	123.54
262 Manufactured Home Installation Training	432,408.15	25,528.90	16,346.94	441,590.11	225.49	441,815.60
263 Community and Economic Development Fee	2,142,039.27	43,409.10	58,888.01	2,126,560.36	21,202.03	2,147,762.39
267 Recreation Resources	14,149,551.28	215.73	502,558.16	13,647,208.85	10,772.51	13,657,981.36

# RECEIPTS AND DISBURSEMENTS FOR TREASURY FUNDS

		March 1, 2017	March 2017		March 31, 2017		
		Beginning Book Balance	Plus Receipts	Less Disbursements	Ending Book Balance	Outstanding Warrants	Ending Cash Balance
<b>SPECIAL REVENUE FUNDS (Continued)</b>							
268	Nonhighway and Off-Road Vehicle Activities (NOVA) Program	\$ 7,062,464.81	\$ 570,467.43	\$ 381,446.40	\$ 7,251,485.84	\$ 153,656.80	\$ 7,405,142.64
269	Parks Renewal and Stewardship	25,219,325.81	4,158,926.43	5,213,371.36	24,164,880.88	116,920.12	24,281,801.00
271	Washington State University Operating Fees	.....	.....	.....	.....	.....	.....
275	Central Washington University Operating Fees	.....	.....	.....	.....	.....	.....
277	State Agency Parking	251,433.46	9,824.27	12,475.65	248,782.08	105.00	248,887.08
296	Columbia River Basin Water Supply Rev Recovery	3,028,423.38	5,188.48	(398.98)	3,034,010.84	.....	3,034,010.84
315	Dedicated Marijuana Fund	172,759,161.10	25,949,667.34	8,364,340.61	190,344,487.83	69,424.21	190,413,912.04
319	Public Health Supplemental	2,188,076.95	185,054.39	84,489.02	2,288,642.32	195.05	2,288,837.37
404	State Treasurer's Service	8,223,700.53	1,607,706.90	705,061.60	9,126,345.83	1,840.83	9,128,186.66
408	Coastal Protection	1,046,685.09	1,510.16	(30.36)	1,048,225.61	.....	1,048,225.61
441	Local Government Archives	1,518,022.86	293,062.51	280,005.31	1,531,080.06	104.52	1,531,184.58
500	Perpetual Surveillance and Maintenance	45,766,131.44	25,903.92	.....	45,792,035.36	.....	45,792,035.36
507	Oyster Reserve Land	475,652.79	272.35	12,835.70	463,089.44	40.12	463,129.56
511	Tacoma Narrows Toll Bridge	22,914,536.73	(6,136,505.74)	(3,767,276.87)	20,545,307.86	30.00	20,545,337.86
513	Derelict Vessel Removal	911,659.06	19,123.76	39,505.70	891,277.12	12.00	891,289.12
532	Washington Housing Trust	10,961,039.48	888,237.83	488,020.96	11,361,256.35	2,126.00	11,363,382.35
535	Alaskan Way Viaduct Replacement Project	.....	.....	.....	.....	.....	.....
549	Election	3,720,779.01	2,107.19	3,592.01	3,719,294.19	.....	3,719,294.19
550	Transportation 2003	(12,192,342.31)	(2,711,750.30)	2,939,403.69	(17,843,496.30)	79.00	(17,843,417.30)
562	Skilled Nursing Facility Safety Net Trust	4,941,817.85	2,016.11	(81,679.15)	5,025,513.11	45,300.00	5,070,813.11
564	Water Pollution Control Revolving Administration	3,275,146.91	42,523.58	40,382.25	3,277,288.24	.....	3,277,288.24
565	Yakima Integrated Plan Implementation Revenue Recovery	3.58	.....	.....	3.58	.....	3.58
566	Community Forest Trust	51,559.04	29.19	.....	51,588.23	.....	51,588.23
571	Multiuse Roadway Safety	140,752.84	7,423.62	.....	148,176.46	.....	148,176.46
595	I-405 Express Toll Lanes Operations	22,385,914.16	5,425.57	(1,558,515.37)	23,949,855.10	.....	23,949,855.10
600	Department of Retirement Systems Expense	6,949,446.08	3,039,875.51	2,741,338.21	7,247,983.38	3,125.38	7,251,108.76
689	Rural Washington Loan	8,585,521.27	4,958.75	2,941.74	8,587,538.28	.....	8,587,538.28
727	Water Pollution Control Revolving	160,935,367.08	3,464,350.80	6,879,397.38	157,520,320.50	497.59	157,520,818.09
733	Capitol Campus Reserve	.....	.....	.....	.....	.....	.....
777	Prostitution Prevention and Intervention	84,001.36	497.98	446.22	84,053.12	.....	84,053.12
785	State Educational Trust Fund	6,092,276.61	38,013.83	130,972.79	5,999,317.65	501.50	5,999,819.15
818	Youth Athletic Facility	187,262.48	105.99	.....	187,368.47	.....	187,368.47
825	Tobacco Settlement	.....	.....	.....	.....	.....	.....
844	Money-Purchase Retirement Savings Administrative	.....	.....	.....	.....	.....	.....
874	OASI Revolving	143,015.56	9,126.85	11,286.58	140,855.83	9.59	140,865.42
887	Public Facilities Construction Loan Revolving	22,235,380.36	12,667.70	84,607.18	22,163,440.88	899.80	22,164,340.68
888	Deferred Compensation Administrative	805,683.91	1,210,198.88	143,529.55	1,872,353.24	433.93	1,872,787.17
893	Radiation Perpetual Maintenance	339,245.58	192.02	.....	339,437.60	.....	339,437.60
<b>TOTAL SPECIAL REVENUE FUNDS</b>		<b>\$ 2,859,423,504.01</b>	<b>\$ 448,829,614.61</b>	<b>\$ 379,918,800.89</b>	<b>\$ 2,928,334,317.73</b>	<b>\$ 11,346,192.24</b>	<b>\$ 2,939,680,509.97</b>



# RECEIPTS AND DISBURSEMENTS FOR TREASURY FUNDS

		March 1, 2017	March 2017		March 31, 2017		
		Beginning Book Balance	Plus Receipts	Less Disbursements	Ending Book Balance	Outstanding Warrants	Ending Cash Balance
<b>DEBT SERVICE FUNDS</b>							
303	Highway Bond Retirement	\$ 93,759,089.21	\$ 61,670,742.56	\$ 2,107,628.13	\$ 153,322,203.64	\$ .....	\$ 153,322,203.64
304	Ferry Bond Retirement	9,627,220.86	1,254,767.23	.....	10,881,988.09	.....	10,881,988.09
305	Transportation Improvement Board Bond Retirement	3,765,280.10	610,512.06	788,428.13	3,587,364.03	.....	3,587,364.03
347	Washington State University Bond Retirement	13,744,090.72	(1,077,947.71)	(1,291,804.49)	13,957,947.50	.....	13,957,947.50
348	University of Washington Bond Retirement	14,803,515.15	235,774.70	180,992.44	14,858,297.41	.....	14,858,297.41
380	Debt-Limit General Fund Bond Retirement	1,502.67	.....	.....	1,502.67	.....	1,502.67
381	Debt-Limit Reimbursable Bond Retirement	.....	.....	.....	.....	.....	.....
382	Nondebt-Limit General Fund Bond Retirement	.....	.....	.....	.....	.....	.....
383	Nondebt-Limit Reimbursable Bond Retirement	98.39	.....	.....	98.39	.....	98.39
384	Nondebt-Limit Proprietary Appropriated Bond Retirement	.....	.....	.....	.....	.....	.....
385	Nondebt-Limit Proprietary Nonappropriated Bond Retirement	.....	.....	.....	.....	.....	.....
386	Nondebt-Limit Revenue Bond Retirement	.....	.....	.....	.....	.....	.....
389	Toll Facility Bond Retirement	36,574,766.56	3,813,704.06	16,364,587.50	24,023,883.12	.....	24,023,883.12
<b>TOTAL DEBT SERVICE FUNDS</b>		<b>\$ 172,275,563.66</b>	<b>\$ 66,507,552.90</b>	<b>\$ 18,149,831.71</b>	<b>\$ 220,633,284.85</b>	<b>\$ .....</b>	<b>\$ 220,633,284.85</b>
<b>CAPITAL PROJECTS FUNDS</b>							
01L	Higher Education Construction	\$ .....	\$ .....	\$ .....	\$ .....	\$ .....	\$ .....
036	Capitol Building Construction	(48,399.45)	79.26	(370,818.30)	322,498.11	.....	322,498.11
056	State Higher Education Construction	2,336.48	1.33	.....	2,337.81	.....	2,337.81
057	State Building Construction	386,485,898.54	5,601,348.49	83,951,180.52	308,136,066.51	843,445.52	308,979,512.03
060	Community and Technical College Capital Projects	17,411,676.97	699,619.47	2,222,960.22	15,888,336.22	.....	15,888,336.22
061	Eastern Washington University Capital Projects	3,418,383.36	244,719.94	372,531.91	3,290,571.39	.....	3,290,571.39
062	Washington State University Building	1,313,732.49	3,444,473.98	6,551,597.94	(1,793,391.47)	.....	(1,793,391.47)
063	Central Washington University Capital Projects	1,497,520.99	1,057,938.96	99,256.91	2,456,203.04	.....	2,456,203.04
064	University of Washington Building	12,613,497.70	125,473.74	1,943,157.07	10,795,814.37	.....	10,795,814.37
065	Western Washington University Capital Projects	5,007,936.40	207,937.56	2,175,681.39	3,040,192.57	.....	3,040,192.57
066	The Evergreen State College Capital Projects	2,333,125.95	206,582.66	91,298.79	2,448,409.82	.....	2,448,409.82
075	State Social and Health Services Construction	5,371.39	.....	.....	5,371.39	.....	5,371.39
18B	Columbia River Basin Tax Bond Water Supply Development	3,322,552.75	1,880.67	.....	3,324,433.42	.....	3,324,433.42
245	Public Safety Reimbursable Bond	4.12	.....	.....	4.12	.....	4.12
246	Community and Technical College Forest Reserve	1,757,645.11	.....	.....	1,757,645.11	.....	1,757,645.11
289	Thurston County Capital Facilities	6,137,591.85	366,096.47	86,845.20	6,416,843.12	.....	6,416,843.12
357	Gardner-Evans Higher Education Construction	47,329.27	.....	.....	47,329.27	.....	47,329.27
364	Military Department Capital	1,850,987.98	.....	454.90	1,850,533.08	.....	1,850,533.08
<b>TOTAL CAPITAL PROJECTS FUNDS</b>		<b>\$ 443,157,191.90</b>	<b>\$ 11,956,152.53</b>	<b>\$ 97,124,146.55</b>	<b>\$ 357,989,197.88</b>	<b>\$ 843,445.52</b>	<b>\$ 358,832,643.40</b>
<b>PERMANENT FUNDS</b>							
04B	Natural Resources Real Property Replacement	\$ 4,630,096.42	\$ 2,620.90	\$ (337,000.00)	\$ 4,969,717.32	\$ .....	\$ 4,969,717.32
601	Agricultural Permanent	98,664.17	.....	(98,125.40)	196,789.57	.....	196,789.57
603	Millersylvania Park Trust	5,442.36	3.08	.....	5,445.44	.....	5,445.44

# RECEIPTS AND DISBURSEMENTS FOR TREASURY FUNDS

		March 1, 2017	March 2017		March 31, 2017		
		Beginning Book Balance	Plus Receipts	Less Disbursements	Ending Book Balance	Outstanding Warrants	Ending Cash Balance
<b>PERMANENT FUNDS (Continued)</b>							
604	Normal School Permanent	\$ 255,010.50	\$ .....	\$ (84,501.40)	\$ 339,511.90	\$ .....	\$ 339,511.90
605	Permanent Common School	53,798.32	(1,460,757.87)	(16,412.66)	(1,390,546.89)	.....	(1,390,546.89)
606	Scientific Permanent	198,737.41	.....	(291,785.66)	490,523.07	.....	490,523.07
607	State University Permanent	94,615.63	.....	(52,495.70)	147,111.33	.....	147,111.33
851	Developmental Disabilities Community Trust	383,520.10	217.09	.....	383,737.19	.....	383,737.19
<b>TOTAL PERMANENT FUNDS</b>		<b>\$ 5,719,884.91</b>	<b>\$ (1,457,916.80)</b>	<b>\$ (880,320.82)</b>	<b>\$ 5,142,288.93</b>	<b>\$ .....</b>	<b>\$ 5,142,288.93</b>
<b>ENTERPRISE FUNDS</b>							
401	Correctional Industries	\$ 3,455,340.73	\$ 8,294,437.49	\$ 7,643,300.93	\$ 4,106,477.29	\$ 92,080.64	\$ 4,198,557.93
407	Secretary of State's Revolving	10,105,946.69	882,990.10	591,208.82	10,397,727.97	50.00	10,397,777.97
578	Lottery Administrative	470,049.41	1,300,849.55	1,157,932.75	612,966.21	8,250.01	621,216.22
608	Accident	7,671,567.01	65,043,760.67	72,471,047.88	244,279.80	11,962,857.52	12,207,137.32
609	Medical Aid	15,316,435.33	71,872,315.17	83,493,888.14	3,694,862.36	8,140,418.34	11,835,280.70
610	Accident Reserve	585,623.88	79,003,153.68	77,988,960.55	1,599,817.01	684,792.20	2,284,609.21
881	Supplemental Pension	811,955.24	48,146,338.30	47,852,956.75	1,105,336.79	1,173,250.85	2,278,587.64
883	Second Injury	10,557,812.82	3,278,989.26	60,406.45	13,776,395.63	13,147.09	13,789,542.72
<b>TOTAL ENTERPRISE FUNDS</b>		<b>\$ 48,974,731.11</b>	<b>\$ 277,822,834.22</b>	<b>\$ 291,259,702.27</b>	<b>\$ 35,537,863.06</b>	<b>\$ 22,074,846.65</b>	<b>\$ 57,612,709.71</b>
<b>INTERNAL SERVICE FUNDS</b>							
006	Public Records Efficiency, Preservation & Access	\$ 2,052,154.01	\$ 7,620.86	\$ 273,583.69	\$ 1,786,191.18	\$ 61.00	\$ 1,786,252.18
405	Legal Services Revolving	22,966,948.79	9,615,508.26	11,248,795.03	21,333,662.02	129,637.75	21,463,299.77
410	Transportation Equipment	13,781,075.20	770,925.28	3,315,640.44	11,236,360.04	135,854.80	11,372,214.84
415	Personnel Service	3,009,289.89	18,341.46	584,359.83	2,443,271.52	20,236.54	2,463,508.06
418	State Health Care Authority Administrative	1,867,970.91	2,042,093.56	1,649,382.38	2,260,682.09	5,637.06	2,266,319.15
455	Higher Education Personnel Service	459,756.83	182,058.60	76,132.31	565,683.12	6,487.05	572,170.17
468	OFM Central Service	1,174,000.00	.....	785,336.00	388,664.00	.....	388,664.00
483	Auditing Services Revolving	1,566,097.30	270,089.95	499,291.97	1,336,895.28	167.47	1,337,062.75
484	Administrative Hearings Revolving	(463,830.44)	1,635,179.05	1,470,384.21	(299,035.60)	1,602.58	(297,433.02)
<b>TOTAL INTERNAL SERVICE FUNDS</b>		<b>\$ 46,413,462.49</b>	<b>\$ 14,541,817.02</b>	<b>\$ 19,902,905.86</b>	<b>\$ 41,052,373.65</b>	<b>\$ 299,684.25</b>	<b>\$ 41,352,057.90</b>
<b>PENSION TRUST FUNDS</b>							
614	Volunteer Firefighters' Relief and Pension Principal	\$ 15,506,195.50	\$ 662,283.53	\$ 1,095,700.72	\$ 15,072,778.31	\$ 44,985.50	\$ 15,117,763.81
615	State Patrol - Plan 1	1,103,621.58	6,091,149.97	6,258,001.67	936,769.88	69,478.30	1,006,248.18
616	Judges' Retirement	690,307.45	405.97	32,880.99	657,832.43	.....	657,832.43
630	State Patrol - Plan 2	389,714.31	551,697.16	506,366.39	435,045.08	.....	435,045.08
631	Public Employees' Retirement System Plan 1	10,166,670.55	149,933,019.27	150,049,889.90	10,049,799.92	1,645,969.70	11,695,769.62
632	Teachers' Retirement System Plan 1	7,671,829.55	104,314,598.82	104,203,760.47	7,782,667.90	1,081,676.65	8,864,344.55
633	School Employees' Retirement System Combined Plan 2 & 3	3,679,545.83	43,426,901.67	43,223,760.26	3,882,687.24	295,130.52	4,177,817.76
635	Public Safety Employees Retirement System Plan 2	263,581.51	5,423,465.75	5,400,623.21	286,424.05	58,785.23	345,209.28
641	Public Employees' Retirement System Combined Plan 2 & 3	9,560,056.26	226,722,177.39	225,727,846.22	10,554,387.43	1,762,742.74	12,317,130.17
642	Teachers' Retirement System Combined Plan 2 and 3	9,073,038.57	130,604,807.59	130,714,325.89	8,963,520.27	287,703.08	9,251,223.35

# RECEIPTS AND DISBURSEMENTS FOR TREASURY FUNDS

	March 1, 2017	March 2017		March 31, 2017		
	Beginning Book Balance	Plus Receipts	Less Disbursements	Ending Book Balance	Outstanding Warrants	Ending Cash Balance
<b>PENSION TRUST FUNDS (Continued)</b>						
722 Deferred Compensation Principal	\$ 1,884,654.76	\$ 44,815,757.19	\$ 44,412,648.85	\$ 2,287,763.10	\$ 4,540.14	\$ 2,292,303.24
729 Judicial Retirement Principal	9,284.97	662,574.39	662,560.58	9,298.78	.....	9,298.78
819 LEOFF Plan 1 Retirement	2,926,676.02	30,415,364.40	30,459,684.93	2,882,355.49	755,159.67	3,637,515.16
829 LEOFF Plan 2 Retirement	2,952,531.95	46,137,675.45	45,735,880.24	3,354,327.16	185,911.57	3,540,238.73
882 Washington Judicial Retirement System	8,023,044.43	7,416.65	727,164.59	7,303,296.49	.....	7,303,296.49
<b>TOTAL PENSION TRUST FUNDS</b>	<b>\$ 73,900,753.24</b>	<b>\$ 789,769,295.20</b>	<b>\$ 789,211,094.91</b>	<b>\$ 74,458,953.53</b>	<b>\$ 6,192,083.10</b>	<b>\$ 80,651,036.63</b>
<b>AGENCY FUNDS</b>						
01P Suspense	\$ 52,357,163.14	\$ 17,529,770.27	\$ 19,835,613.45	\$ 50,051,319.96	\$ 370,867.49	\$ 50,422,187.45
01R Undistributed Receipts	2,261,920.82	(924,392.19)	.....	1,337,528.63	.....	1,337,528.63
01T Local Leasehold Excise Tax	566,102.18	3,364.29	(360,903.19)	930,369.66	.....	930,369.66
034 Local Sales and Use Tax	.....	.....	.....	.....	.....	.....
035 State Payroll Revolving	13,664,041.66	440,054,552.87	429,010,324.07	24,708,270.46	1,564,942.52	26,273,212.98
165 Salary Reduction	3,578,616.20	2,757,522.32	4,465,032.69	1,871,105.83	.....	1,871,105.83
768 Local Real Estate Excise Tax	.....	2,562,769.71	2,562,769.71	.....	.....	.....
795 State Investment Board Commingled Monthly Bond	.....	.....	.....	.....	.....	.....
865 State Investment Board Commingled Trust	.....	7,424.47	7,424.47	.....	.....	.....
877 OASI Contribution	.....	.....	.....	.....	.....	.....
<b>TOTAL AGENCY FUNDS</b>	<b>\$ 72,427,844.00</b>	<b>\$ 461,991,011.74</b>	<b>\$ 455,520,261.20</b>	<b>\$ 78,898,594.54</b>	<b>\$ 1,935,810.01</b>	<b>\$ 80,834,404.55</b>
<b>TOTAL TREASURY FUNDS</b>	<b>\$ 5,115,709,504.79</b>	<b>\$ 5,310,422,401.88</b>	<b>\$ 5,761,840,070.40</b>	<b>\$ 4,664,291,836.27</b>	<b>\$ 74,818,496.27</b>	<b>\$ 4,739,110,332.54</b>

# RECEIPTS AND DISBURSEMENTS FOR TREASURER'S TRUST FUNDS

		March 1, 2017	March 2017		March 31, 2017		
		Beginning Book Balance	Plus Receipts	Less Disbursements	Ending Book Balance	Outstanding Warrants	Ending Cash Balance
<b>GENERAL FUND</b>							
06N	Local Tax Administration	\$ .....	\$ .....	\$ .....	\$ .....	\$ .....	\$ .....
07F	Commercial Fisheries Buyback	.....	.....	.....	.....	.....	.....
08B	Foster Care Endowed Scholarship Trust	15,500.66	8.78	.....	15,509.44	.....	15,509.44
08E	Individual Development Account Program	5,229.78	3.56	.....	5,233.34	.....	5,233.34
08N	State Financial Aid	7,453,361.80	20,271,818.24	11,463,104.54	16,262,075.50	5,423.77	16,267,499.27
08T	Transportation Innovative Partnership	.....	.....	.....	.....	.....	.....
10L	Health Insurance Partnership	.....	.....	.....	.....	.....	.....
10V	Invasive Species Council	.....	.....	.....	.....	.....	.....
10W	Family and Medical Leave Enforcement	.....	.....	.....	.....	.....	.....
11M	Poet Laureate	115.55	.....	.....	115.55	.....	115.55
11R	Hospital Infection Control Grant	.....	.....	.....	.....	.....	.....
12L	Outdoor Education and Recreation Prog	774,829.64	.....	.....	774,829.64	.....	774,829.64
12P	Geoduck Aquaculture Research	0.48	.....	.....	0.48	.....	0.48
131	Fair	2,055,405.53	11,168.82	5,083.85	2,061,490.50	6,923.41	2,068,413.91
132	State Trade Fair	.....	.....	.....	.....	.....	.....
14F	Family Leave Insurance	395,143.32	223.67	.....	395,366.99	.....	395,366.99
14N	Legislative Oral History	56,815.90	.....	.....	56,815.90	.....	56,815.90
14P	Skeletal Human Remains Assistance	169,841.27	.....	7,816.69	162,024.58	.....	162,024.58
15B	Food Animal Vet Scholarship	.....	.....	.....	.....	.....	.....
15N	Business Assistance	.....	.....	.....	.....	.....	.....
16F	Washington State Flag	410.96	.....	.....	410.96	.....	410.96
16K	Mortgage Recovery	.....	.....	.....	.....	.....	.....
16R	Multiagency Permitting Team	92,805.68	52.53	.....	92,858.21	.....	92,858.21
17R	Aerospace Training Student Loan	2,701,605.26	26,551.94	38,118.68	2,690,038.52	.....	2,690,038.52
18C	Native Education Public-Private Partnership	.....	.....	.....	.....	.....	.....
18F	High School Completion	.....	.....	.....	.....	.....	.....
18G	Opportunity Scholarship Match Transfer	21,000,000.00	.....	.....	21,000,000.00	.....	21,000,000.00
18K	24/7 Sobriety	14,861.46	(1,984.64)	.....	12,876.82	.....	12,876.82
18V	Science, Technology, Engineering and Math Education Lighthouse	.....	.....	.....	.....	.....	.....
19J	Universal Communications Services	4,662,442.00	.....	.....	4,662,442.00	.....	4,662,442.00
19V	Cancer Research Endowment Match Transfer	4,924,842.69	.....	4,726.96	4,920,115.73	.....	4,920,115.73
290	Savings Incentive	2,791,968.08	.....	1,356.00	2,790,612.08	.....	2,790,612.08
447	Information Technology Investment Revolving	14,932,977.12	70,227.00	1,163,921.38	13,839,282.74	.....	13,839,282.74
490	Regional Transportation Investment District	.....	.....	.....	.....	.....	.....
514	Agricultural Conservation Easements	.....	.....	.....	.....	.....	.....
534	Washington Graduate Fellowship Trust	489.80	.....	.....	489.80	.....	489.80
551	Washington Youth and Families	124,634.31	.....	.....	124,634.31	.....	124,634.31
552	Conservation Assistance Revolving	387,433.05	.....	.....	387,433.05	.....	387,433.05
646	Higher Ed Retirement Plan Supplemental Benefit	14,866.35	1,171,612.33	1,171,618.00	14,860.68	.....	14,860.68
653	Washington Distinguished Professorship Trust	.....	.....	.....	.....	.....	.....

# RECEIPTS AND DISBURSEMENTS FOR TREASURER'S TRUST FUNDS

		March 1, 2017	March 2017		March 31, 2017		
		Beginning Book Balance	Plus Receipts	Less Disbursements	Ending Book Balance	Outstanding Warrants	Ending Cash Balance
<b>GENERAL FUND (Continued)</b>							
743	College Faculty Awards Trust	\$ 186.14	\$ .....	\$ .....	\$ 186.14	\$ .....	\$ 186.14
747	Health Professional Loan Repayment & Scholarship Program	9,190,364.14	2,524.99	49,985.97	9,142,903.16	.....	9,142,903.16
748	Higher Education Coord. Board for Innovation and Quality	.....	.....	.....	.....	.....	.....
781	Cross-State Trail	473.10	.....	.....	473.10	.....	473.10
793	Health Insurance Pool	.....	.....	.....	.....	.....	.....
817	Stadium and Exhibition Center Construction	.....	.....	.....	.....	.....	.....
835	Four Year Student Child Care in Higher Education	25,788.33	.....	.....	25,788.33	.....	25,788.33
837	Washington's Promise Scholarship	8.02	0.01	.....	8.03	.....	8.03
<b>TOTAL GENERAL FUND</b>		<u>\$ 71,792,400.42</u>	<u>\$ 21,552,207.23</u>	<u>\$ 13,905,732.07</u>	<u>\$ 79,438,875.58</u>	<u>\$ 12,347.18</u>	<u>\$ 79,451,222.76</u>
<b>SPECIAL REVENUE FUNDS</b>							
01F	Crime Victims' Compensation	\$ 6,694,105.82	\$ 62,612.60	\$ .....	\$ 6,756,718.42	\$ .....	\$ 6,756,718.42
025	Pilotage	1,316,595.67	110,509.33	119,694.71	1,307,410.29	49,879.08	1,357,289.37
03K	Industrial Insurance Premium Refund	4,594,034.53	2,900.88	153,618.09	4,443,317.32	2,196.85	4,445,514.17
04F	Real Estate Education Program	619,274.05	2,299.88	329.00	621,244.93	.....	621,244.93
06H	Oral History, State Library, and Archives	50,238.99	31,759.98	48,325.22	33,673.75	.....	33,673.75
06J	Securities Prosecution	621,481.46	5,050.00	.....	626,531.46	.....	626,531.46
07A	Mortgage Lending Fraud Prosecution	411,739.28	25,075.50	.....	436,814.78	.....	436,814.78
07B	Organ and Tissue Donation Awareness	69,411.76	31,338.36	29,216.26	71,533.86	.....	71,533.86
07E	Contract Harvesting Revolving	8,083,267.33	6,417.55	(1,728,034.33)	9,817,719.21	65,986.25	9,883,705.46
07J	"Helping Kids Speak"	1,038.34	2,702.00	.....	3,740.34	.....	3,740.34
07K	Special License Plate Applicant Trust	.....	.....	.....	.....	.....	.....
07L	Legislative International Trade	1,006.94	.....	.....	1,006.94	.....	1,006.94
07N	Produce Railcar Pool	91,850.30	51.99	.....	91,902.29	.....	91,902.29
07T	Commemorative Works	3,278.70	1.86	.....	3,280.56	.....	3,280.56
07V	Fish and Wildlife Enforcement Reward	624,943.83	9,336.96	9,923.13	624,357.66	.....	624,357.66
08C	Gonzaga University Alumni Association	2,502.37	4,067.01	.....	6,569.38	.....	6,569.38
08F	Lighthouse Environmental Programs	6,484.31	8,458.35	.....	14,942.66	.....	14,942.66
08J	Prescription Drug Consortium	57,036.39	.....	14,088.62	42,947.77	.....	42,947.77
08L	"Ski & Ride Washington"	942.89	3,161.66	.....	4,104.55	.....	4,104.55
08P	State Parks Education and Enhancement	452,781.36	11,197.67	13,607.64	450,371.39	1,000.00	451,371.39
08V	Veterans Stewardship	1,327,426.07	37,032.00	27,324.56	1,337,133.51	71.68	1,337,205.19
08W	"Washington's National Park Fund"	6,295.24	15,351.02	.....	21,646.26	.....	21,646.26
098	Eastern Washington Pheasant Enhancement	177,365.55	12,948.58	15,953.60	174,360.53	.....	174,360.53
09A	We Love Our Pets	8,126.90	5,980.34	28.00	14,079.24	28.00	14,107.24
09B	Boating Safety Education Certification	707,025.06	11,505.00	7,841.47	710,688.59	90.00	710,778.59
09J	Washington Coastal Crab Pot Buoy Tag	185,159.07	.....	3,559.57	181,599.50	.....	181,599.50
09K	Life Sciences Discovery	4,891,807.66	2,842.72	310,404.35	4,584,246.03	40,120.00	4,624,366.03
09L	Nursing Resource Center	103,837.26	53,895.00	1,099.83	156,632.43	490.00	157,122.43
10F	"Share the Road"	11,740.38	9,436.00	.....	21,176.38	.....	21,176.38

# RECEIPTS AND DISBURSEMENTS FOR TREASURER'S TRUST FUNDS

	March 1, 2017		March 2017		March 31, 2017		
	Beginning Book Balance		Plus Receipts	Less Disbursements	Ending Book Balance	Outstanding Warrants	Ending Cash Balance
<b>SPECIAL REVENUE FUNDS (Continued)</b>							
11A Employment Training Finance	\$ 276,517.31	\$	30,018.35	\$	306,535.66	\$	306,535.66
11J Electronic Products Recycling	779,883.23		200.00	46,932.39	733,150.84		733,150.84
11P Large On-Site Sewage Systems	.....		.....	.....	.....		.....
11V Veteran Estate Management	70,042.49		4,187.77	30,252.57	43,977.69	456.00	44,433.69
126 Agricultural Local	16,548,551.91		2,842,320.05	2,057,511.44	17,333,360.52	31,645.80	17,365,006.32
128 Grain Inspection Revolving	8,166,425.39		1,788,976.19	1,301,329.18	8,654,072.40	1,173.13	8,655,245.53
12E Assisted Living Facility Management	404,943.55		.....	28,743.88	376,199.67	.....	376,199.67
12F Manufactured/Mobile Home Dispute Resol	2,409,020.50		39,666.75	39,683.53	2,409,003.72	.....	2,409,003.72
12G Rockfish Research	289,811.09		10,119.00	14,318.98	285,611.11	1.00	285,612.11
12H Uniformed Service Shared Leave Pool	704,065.86		.....	13,152.28	690,913.58	14,210.20	705,123.78
12N Get Ready For Math & Science Scholarship	12,623.97		945.29	.....	13,569.26	.....	13,569.26
133 Children's Trust	532,920.03		3,709.10	8,248.27	528,380.86	1,016.25	529,397.11
14E Washington State Heritage Center	1,835,111.32		486,782.95	268,845.39	2,053,048.88	3,183.34	2,056,232.22
14W Reduced Cigarette Ignition Propensity	485,133.32		14,026.27	7,402.73	491,756.86	.....	491,756.86
15A Transitional Housing Oper & Rent	490,701.71		.....	394,806.55	95,895.16	.....	95,895.16
15T Broadband Mapping	.....		.....	.....	.....	.....	.....
15V Funeral and Cemetery	735,750.00		154,433.58	49,678.22	840,505.36	167.00	840,672.36
15W Guaranteed Asset Protection Waiver	18,500.00		.....	.....	18,500.00	.....	18,500.00
163 Worker and Community Right to Know	1,778,725.69		16,686.59	337,478.36	1,457,933.92	3,187.83	1,461,121.75
169 Horse Racing Commission Operating	968,172.90		211,331.13	131,140.45	1,048,363.58	544.96	1,048,908.54
16B Landscape Architects' License	307,097.38		19,010.00	11,775.57	314,331.81	209.00	314,540.81
16E Spec Forest Products Outreach/Education	10,567.67		98.48	.....	10,666.15	.....	10,666.15
16G Universal Vaccine Purchase	7,647,284.97		5,440,980.16	2,821,053.64	10,267,211.49	1,213,475.00	11,480,686.49
16H Columbia River Salmon/Steelhead Endorsement	783,915.24		74,424.00	172,526.65	685,812.59	372.94	686,185.53
16L Accessible Communities	486,597.39		11,160.49	9,946.34	487,811.54	281.34	488,092.88
16N Disabled Veterans Assistance	.....		.....	.....	.....	.....	.....
16T Product Stewardship Programs	514,130.16		.....	14,751.44	499,378.72	.....	499,378.72
17H WA Global Health Technologies Product Development	2.06		.....	.....	2.06	.....	2.06
17L Foreclosure Fairness	1,394,496.12		23,000.00	211,722.18	1,205,773.94	.....	1,205,773.94
17M Individual-Based/Portable Background Check Clearance	237,456.10		23,222.00	34,002.86	226,675.24	363.00	227,038.24
17V Volunteer Firefighters	3,173.33		3,264.32	.....	6,437.65	.....	6,437.65
180 Local Government Administrative Hearings	249,841.80		.....	.....	249,841.80	.....	249,841.80
189 Clarke-McNary	.....		.....	.....	.....	.....	.....
18A Investing In Innovation	185,764.68		.....	7,928.56	177,836.12	.....	177,836.12
18E Educator Certification Processing	2,001,323.93		219,232.00	177,479.12	2,043,076.81	1,257.82	2,044,334.63
18M Music Matters Awareness	2,384.67		4,433.33	.....	6,818.00	.....	6,818.00
18N Damage Prevention	116,150.00		50.00	.....	116,200.00	.....	116,200.00
18R Seattle Sounders FC	3,104.27		5,716.66	.....	8,820.93	.....	8,820.93
190 Forest Fire Protection Assessment	7,946,742.44		88.97	458,038.12	7,488,793.29	8,173.49	7,496,966.78
193 State Forest Nursery Revolving	1,179,796.32		257.69	(102,730.67)	1,282,784.68	10,274.94	1,293,059.62

# RECEIPTS AND DISBURSEMENTS FOR TREASURER'S TRUST FUNDS

	March 1, 2017		March 2017		March 31, 2017		
	Beginning Book Balance		Plus Receipts	Less Disbursements	Ending Book Balance	Outstanding Warrants	Ending Cash Balance
<b>SPECIAL REVENUE FUNDS (Continued)</b>							
195 Energy	\$ 13,513.32	\$	7.65	\$ .....	\$ 13,520.97	\$ .....	\$ 13,520.97
197 Statute Law Committee Publications	862,471.62		42,851.53	59,990.20	845,332.95	898.04	846,230.99
198 Access Road Revolving	6,497,461.85		495.47	(58,381.51)	6,556,338.83	7,129.39	6,563,468.22
19B School for the Blind	858,734.92		168,648.42	117,284.37	910,098.97	2,778.10	912,877.07
19E 4-H Program	(43.00)		429.32	.....	386.32	.....	386.32
19F Seattle Seahawks	11,286.33		51,982.01	56.00	63,212.34	28.00	63,240.34
19H Center for Childhood Deafness and Hearing Loss	498,785.61		30,333.86	11,810.50	517,308.97	315.00	517,623.97
19M Seattle University	14,548.32		473.67	.....	15,021.99	.....	15,021.99
19P Child Rescue	2,239.29		74.77	.....	2,314.06	.....	2,314.06
19R Residential Services and Support	.....		.....	.....	.....	.....	.....
19W Wolf-Livestock Conflict	292,845.02		.....	1,530.00	291,315.02	.....	291,315.02
205 Mobile Home Park Relocation	1,748,162.47		47,585.19	20,068.85	1,775,678.81	.....	1,775,678.81
206 Cost of Supervision	517,946.81		164,369.88	24,207.27	658,109.42	300.79	658,410.21
209 Regional Fisheries Enhancement Group	976,581.23		125,217.94	64,270.73	1,037,528.44	1.64	1,037,530.08
20A State Flower	1,036.00		1,682.33	.....	2,718.33	.....	2,718.33
20D CPA Scholarship Transfer	275,000.00		.....	.....	275,000.00	.....	275,000.00
20E WA Internet Crimes Against Children	.....		.....	.....	.....	.....	.....
20G Washington Farmers and Ranchers	28.00		224.00	.....	252.00	.....	252.00
20K Licensing & Enforcement System Modernization	972,914.11		126,738.03	8,298.19	1,091,353.95	8,233.16	1,099,587.11
20P Nursing Facility Quality Enhancement	2,153,466.33		.....	(9,540.59)	2,163,006.92	.....	2,163,006.92
20W Washington Tennis	196.00		84.00	.....	280.00	.....	280.00
210 Fire Protection Contractor License	740,619.72		4,701.10	61,433.79	683,887.03	162.36	684,049.39
213 Veterans' Emblem	25,938.44		441.00	.....	26,379.44	.....	26,379.44
214 Temporary Worker Housing	317,718.02		4,850.00	24,327.15	298,240.87	578.00	298,818.87
219 Air Operating Permit	842,492.64		812,127.22	137,371.54	1,517,248.32	30.30	1,517,278.62
21A Washington State Wrestling	1,148.00		560.00	1,008.00	700.00	.....	700.00
21C Washington Sexual Assault Kit	2,751,984.70		2,765.42	3,681.33	2,751,068.79	.....	2,751,068.79
225 Fingerprint Identification	5,600,473.26		706,076.75	621,726.86	5,684,823.15	1,374.65	5,686,197.80
259 Coastal Crab	111,333.77		620.00	1,578.30	110,375.47	.....	110,375.47
274 Adult Family Home	783,492.24		.....	31,712.98	751,779.26	.....	751,779.26
281 Impaired Driving Safety	222,139.02		180,967.50	.....	403,106.52	.....	403,106.52
283 Juvenile Accountability Incentive	83,242.27		47.41	.....	83,289.68	.....	83,289.68
294 Sea Cucumber Dive Fishery	.....		.....	.....	.....	.....	.....
295 Sea Urchin Dive Fishery	3.42		.....	.....	3.42	.....	3.42
297 Pipeline Safety	1,952,742.86		37,708.55	290,872.93	1,699,578.48	850.00	1,700,428.48
298 Geologists'	310,831.83		16,110.00	20,639.69	306,302.14	434.00	306,736.14
300 Financial Services Regulation	17,073,525.23		8,380,820.91	2,377,572.99	23,076,773.15	14,774.75	23,091,547.90
320 Puget Sound Crab Pot Buoy Tag	47,332.02		.....	890.31	46,441.71	.....	46,441.71
328 Crim Justice Training Commis Firing Range Maintenance	51,178.00		.....	.....	51,178.00	.....	51,178.00
416 Surplus and Donated Food Commodities Revolving	3,149,783.28		1,524,811.76	1,292,760.38	3,381,834.66	29,227.86	3,411,062.52

# RECEIPTS AND DISBURSEMENTS FOR TREASURER'S TRUST FUNDS

	March 1, 2017		March 2017		March 31, 2017		
	Beginning Book Balance		Plus Receipts	Less Disbursements	Ending Book Balance	Outstanding Warrants	Ending Cash Balance
<b>SPECIAL REVENUE FUNDS (Continued)</b>							
424 Anti-Trust Revolving	\$ 5,168,280.50	\$	470,870.20	\$ 142,068.05	\$ 5,497,082.65	\$ 17,041.78	\$ 5,514,124.43
480 Financial Education Public-Private Partnership	34,399.82		2,500.00	.....	36,899.82	.....	36,899.82
485 Horse Racing Owners' Bonus/Breeder Awards	41,113.28		7,461.35	.....	48,574.63	2,396.73	50,971.36
495 Toll Collection	14,396,480.35		15,098,580.95	15,181,325.13	14,313,736.17	38,430.61	14,352,166.78
496 Future Teachers Conditional Scholarship	3,453,075.27		41,082.21	15,765.62	3,478,391.86	6,000.00	3,484,391.86
497 Horse Racing Commission Class C Purse Fund	85,766.45		6,547.37	77,499.16	14,814.66	.....	14,814.66
498 Washington State Council of Fire Fighters Benevolent	6,188.70		11,309.67	.....	17,498.37	.....	17,498.37
499 Law Enforcement Memorial	27,760.37		30,060.34	28.00	57,792.71	.....	57,792.71
501 Liquor Revolving	42,024,998.66		(21,649,873.07)	15,247,665.90	5,127,459.69	159,686.74	5,287,146.43
503 Tuition Recovery	3,286,828.51		18,528.22	4,698.69	3,300,658.04	.....	3,300,658.04
515 DNA Data Base	698,427.83		35,203.81	7,157.92	726,473.72	255.74	726,729.46
516 Fruit and Vegetable Inspection	7,835,490.83		1,405,216.33	1,364,330.37	7,876,376.79	33,287.53	7,909,664.32
536 Federal Food Service Revolving	2,217,569.22		4,643,038.28	4,656,102.55	2,204,504.95	51,844.98	2,256,349.93
553 Performance Audits of Government	7,531,461.48		1,332,592.23	1,263,933.08	7,600,120.63	1,029.76	7,601,150.39
561 Community Technical College Innovation	11,862,465.29		363,746.21	259,265.01	11,966,946.49	.....	11,966,946.49
687 Rural Rehabilitation	234,651.37		133.03	.....	234,784.40	.....	234,784.40
688 Federal Local Rail Service Assistance	78,052.68		50.66	.....	78,103.34	.....	78,103.34
731 Child Care Facility Revolving	1,366,786.74		4,016.57	.....	1,370,803.31	.....	1,370,803.31
732 Nursing Home Civil Penalties	1,572,827.07		.....	(78,182.22)	1,651,009.29	.....	1,651,009.29
746 Hanford Area Economic Investment	50,565.38		202.50	.....	50,767.88	.....	50,767.88
749 Governor's Interagency Committee of State Employed Women	64,073.26		2,950.00	1,511.83	65,511.43	25.00	65,536.43
761 Basic Health Plan Subscription	250,744.09		.....	.....	250,744.09	.....	250,744.09
763 Center for the Improvement of Student Learning	35,600.68		.....	.....	35,600.68	.....	35,600.68
773 Commission on Higher Ed Prof Student Ex Program	51,200.00		.....	.....	51,200.00	.....	51,200.00
774 University of Washington License Plate	71,717.31		24,649.37	.....	96,366.68	.....	96,366.68
776 Washington State University License Plate	38,992.32		53,636.37	28.00	92,600.69	.....	92,600.69
778 Western Washington University License Plate	2,303.00		1,971.67	.....	4,274.67	.....	4,274.67
779 Eastern Washington University License Plate	67,102.12		3,437.01	35,749.00	34,790.13	.....	34,790.13
780 School Zone Safety Account	992,021.82		37,503.28	4,297.08	1,025,228.02	292.50	1,025,520.52
783 Central Washington University License Plate	8,136.33		1,626.33	.....	9,762.66	.....	9,762.66
784 Miscellaneous Transportation Programs	(23,347,285.75)		22,887,662.64	23,167,224.44	(23,626,847.55)	591,571.31	(23,035,276.24)
786 The Evergreen State College License Plate	5,681.37		476.00	.....	6,157.37	.....	6,157.37
789 Advanced Environmental Mitigation Revolving	600,897.25		4,497.67	.....	605,394.92	.....	605,394.92
816 Stadium and Exhibition Center	20,374,102.95		3,393,912.24	.....	23,768,015.19	.....	23,768,015.19
821 Impaired Physician	291,647.47		167,350.00	151,873.00	307,124.47	2,300.00	309,424.47
823 Livestock Nutrient Management	15,422.53		2,250.00	.....	17,672.53	.....	17,672.53
833 Developmental Disabilities Endowment Trust	3,391,095.40		509,292.15	2,230,220.61	1,670,166.94	109,588.10	1,779,755.04
834 Capitol Furnishings Preservation Committee	80,154.37		2,602.71	5,910.08	76,847.00	.....	76,847.00
878 Federal Forest Revolving	3,193.63		2,317,617.72	2,320,807.89	3.46	.....	3.46
880 Advance Right-of-Way Revolving	10,312,468.48		348,521.48	.....	10,660,989.96	.....	10,660,989.96



# RECEIPTS AND DISBURSEMENTS FOR TREASURER'S TRUST FUNDS

		March 1, 2017	March 2017		March 31, 2017		
		Beginning Book Balance	Plus Receipts	Less Disbursements	Ending Book Balance	Outstanding Warrants	Ending Cash Balance
<b>SPECIAL REVENUE FUNDS (Continued)</b>							
884	Gambling Revolving	\$ 8,471,315.25	\$ 1,631,196.37	\$ 1,088,369.25	\$ 9,014,142.37	\$ 7,196.13	\$ 9,021,338.50
885	Plumbing Certificate	752,006.12	93,904.31	73,618.90	772,291.53	266.86	772,558.39
892	Pressure Systems Safety	760,911.96	201,373.08	180,409.49	781,875.55	2,029.25	783,904.80
<b>TOTAL SPECIAL REVENUE FUNDS</b>		<b>\$ 265,727,371.02</b>	<b>\$ 57,835,776.31</b>	<b>\$ 80,079,844.84</b>	<b>\$ 243,483,302.49</b>	<b>\$ 2,540,213.96</b>	<b>\$ 246,023,516.45</b>
<b>PERMANENT FUNDS</b>							
842	American Indian Scholarship Endowment	\$ 295,893.39	\$ 3,167.48	\$ 3,397.00	\$ 295,663.87	\$ .....	\$ 295,663.87
852	Foster Care Scholarship Endowment	3,654.85	2.07	.....	3,656.92	.....	3,656.92
<b>TOTAL PERMANENT FUNDS</b>		<b>\$ 299,548.24</b>	<b>\$ 3,169.55</b>	<b>\$ 3,397.00</b>	<b>\$ 299,320.79</b>	<b>\$ .....</b>	<b>\$ 299,320.79</b>
<b>ENTERPRISE FUNDS</b>							
413	Municipal Revolving	\$ 7,420,996.56	\$ 2,344,095.22	\$ 2,325,202.02	\$ 7,439,889.76	\$ 1,461.24	\$ 7,441,351.00
442	Legislative Gift Center	59,986.60	26,539.09	23,058.69	63,467.00	943.89	64,410.89
445	Self-Insured Emplryr Overpymt Reimb	752,668.38	5.15	14,672.40	738,001.13	.....	738,001.13
446	Industrial Insurance Rainy Day Fund	.....	.....	.....	.....	.....	.....
449	Certificates of Participation and Other Financing - Local	164,868.92	2,747,230.68	2,740,201.89	171,897.71	.....	171,897.71
463	Washington College Savings Program	.....	.....	.....	.....	.....	.....
470	Imaging	240,319.54	38,711.12	46,826.66	232,204.00	.....	232,204.00
477	Lottery Investment	.....	.....	.....	.....	.....	.....
543	Judicial Information Systems	11,123,547.52	1,530,738.54	1,935,806.65	10,718,479.41	3,913.38	10,722,392.79
544	Pollution Liability Insurance Program Trust	40,821,354.19	2,760,022.39	1,503,575.31	42,077,801.27	1,323.13	42,079,124.40
545	Heating Oil Pollution Liability Trust	195,717.00	1,563.10	4,507.69	192,772.41	.....	192,772.41
788	Advanced College Tuition Payment Program	6,332,910.28	11,529,657.13	15,404,998.80	2,457,568.61	4,065,287.54	6,522,856.15
<b>TOTAL ENTERPRISE FUNDS</b>		<b>\$ 67,112,368.99</b>	<b>\$ 20,978,562.42</b>	<b>\$ 23,998,850.11</b>	<b>\$ 64,092,081.30</b>	<b>\$ 4,072,929.18</b>	<b>\$ 68,165,010.48</b>
<b>INTERNAL SERVICE FUNDS</b>							
12V	PEBB Medical Benefits Admin	\$ .....	\$ .....	\$ .....	\$ .....	\$ .....	\$ .....
411	Natural Resources Equipment	1,652,910.09	877.38	279,990.79	1,373,796.68	13,690.68	1,387,487.36
421	Education Technology Revolving	6,575,511.99	.....	1,417,092.86	5,158,419.13	7,097.71	5,165,516.84
422	General Administration Services	11,441,037.47	32,523,813.69	20,241,512.79	23,723,338.37	324,936.16	24,048,274.53
436	OFM Labor Relations Service	1,313,317.93	124,403.14	271,899.75	1,165,821.32	.....	1,165,821.32
438	Uniform Dental Plan Benefits Administration	505,521.02	531,729.00	1,012,944.00	24,306.02	.....	24,306.02
439	Uniform Medical Plan Benefits Administration	5,215,097.98	2,956,714.00	4,346,109.13	3,825,702.85	.....	3,825,702.85
444	Fish & Wildlife Equipment	369,204.52	58,772.33	661,911.04	(233,934.19)	212.22	(233,721.97)
453	Minority and Women's Business Enterprises	703,348.87	161,246.12	183,039.99	681,555.00	75.00	681,630.00
458	Consolidated Technology Services Revolving	(13,552,542.49)	10,143,801.82	9,274,988.14	(12,683,728.81)	215,887.07	(12,467,841.74)
461	Shared Information Technology System Revolving	(211,703.72)	254,239.63	223,454.83	(180,918.92)	5,680.00	(175,238.92)
466	Statewide Info Tech System Development Revolving	(1,492,985.26)	3,027.50	206,747.44	(1,696,705.20)	.....	(1,696,705.20)
471	State Patrol Nonappropriated Airplane Revolving	218,306.14	.....	44,368.96	173,937.18	488.40	174,425.58
472	Statewide Info Tech System Maintenance & Operations Revolving	4,053,189.01	2,756,029.01	2,344,844.64	4,464,373.38	.....	4,464,373.38
546	Risk Management	1,917,351.82	277,486.25	947,819.88	1,247,018.19	1,218.22	1,248,236.41

# RECEIPTS AND DISBURSEMENTS FOR TREASURER'S TRUST FUNDS

		March 1, 2017	March 2017		March 31, 2017		
		Beginning Book Balance	Plus Receipts	Less Disbursements	Ending Book Balance	Outstanding Warrants	Ending Cash Balance
<b>INTERNAL SERVICE FUNDS (Continued)</b>							
547	Liability	\$ 46,868,020.14	\$ 10,312.78	\$ 8,482,725.40	\$ 38,395,607.52	\$ 5,223,943.03	\$ 43,619,550.55
721	Public Employees' and Retirees' Insurance	164,742,036.27	165,549,578.67	188,800,325.67	141,491,289.27	2,158,082.54	143,649,371.81
730	Public Employees' and Retirees' Insurance Reserve	158,709,040.69	89,834.56	.....	158,798,875.25	.....	158,798,875.25
739	Certificates of Participation and Other Financing - State	1,222,491.75	124,916,533.94	125,744,930.34	394,095.35	337.50	394,432.85
<b>TOTAL INTERNAL SERVICE FUNDS</b>		<b>\$ 390,249,154.22</b>	<b>\$ 340,358,399.82</b>	<b>\$ 364,484,705.65</b>	<b>\$ 366,122,848.39</b>	<b>\$ 7,951,648.53</b>	<b>\$ 374,074,496.92</b>
<b>PRIVATE PURPOSE FUNDS</b>							
196	Unclaimed Personal Property	\$ 826,606.58	\$ 7,074,638.28	\$ 6,834,193.29	\$ 1,067,051.57	\$ 4,631,324.28	\$ 5,698,375.85
738	Department of Social and Health Services Trust	53,654.52	.....	.....	53,654.52	.....	53,654.52
799	WA Achieving a Better Life Experience Program	.....	.....	.....	.....	.....	.....
<b>TOTAL PRIVATE PURPOSE FUNDS</b>		<b>\$ 880,261.10</b>	<b>\$ 7,074,638.28</b>	<b>\$ 6,834,193.29</b>	<b>\$ 1,120,706.09</b>	<b>\$ 4,631,324.28</b>	<b>\$ 5,752,030.37</b>
<b>PENSION TRUST FUNDS</b>							
838	LEOFF Retirement System Benefits Improvement	\$ .....	\$ .....	\$ .....	\$ .....	\$ .....	\$ .....
<b>TOTAL PENSION TRUST FUNDS</b>		<b>\$ .....</b>	<b>\$ .....</b>	<b>\$ .....</b>	<b>\$ .....</b>	<b>\$ .....</b>	<b>\$ .....</b>
<b>AGENCY FUNDS</b>							
16C	Real Estate/Property Tax Admin Assistance	\$ 44,021.53	\$ 58,607.51	\$ 44,021.53	\$ 58,607.51	\$ .....	\$ 58,607.51
17A	County Enhanced 911 Excise Tax	5,828,069.04	6,940,020.97	5,830,263.66	6,937,826.35	.....	6,937,826.35
525	Washington State Combined Fund Drive	734,972.59	375,322.28	(149.75)	1,110,444.62	6,349.88	1,116,794.50
660	Natural Resources Deposit	26,166,162.10	28,752,863.06	27,799,252.17	27,119,772.99	118,934.35	27,238,707.34
734	Centennial Document Preservation and Modernization	2,346,563.59	263,351.48	.....	2,609,915.07	.....	2,609,915.07
737	High Occupancy Vehicle	.....	.....	.....	.....	.....	.....
757	Maritime Historic Restoration and Preservation	4,567.03	482.16	.....	5,049.19	.....	5,049.19
797	Local Tourism Promotion	282,861.10	1,566,305.05	896,892.67	952,273.48	.....	952,273.48
<b>TOTAL AGENCY FUNDS</b>		<b>\$ 35,407,216.98</b>	<b>\$ 37,956,952.51</b>	<b>\$ 34,570,280.28</b>	<b>\$ 38,793,889.21</b>	<b>\$ 125,284.23</b>	<b>\$ 38,919,173.44</b>
<b>TOTAL TREASURER'S TRUST FUNDS</b>		<b>\$ 831,468,320.97</b>	<b>\$ 485,759,706.12</b>	<b>\$ 523,877,003.24</b>	<b>\$ 793,351,023.85</b>	<b>\$ 19,333,747.36</b>	<b>\$ 812,684,771.21</b>

# INVESTMENT STATEMENT & INVESTMENT INTEREST INCOME AND CAPITAL GAINS

## INVESTMENT STATEMENT

Fund / Account	March 1, 2017	Purchased	Maturities & Sales	Amortization	March 31, 2017
<b>Treasury &amp; Treasurer's Trust</b>					
Investments (trade date basis)	\$ 5,972,752,007.51	\$ 2,390,541,342.31	\$ 2,851,647,223.72	\$ 405,335.31	\$ 5,512,051,461.41
Reverse Repurchase Agreements	.....	.....	.....	.....	.....
Purchased Accrued Interest	818,619.23	626,215.86	855,522.50	.....	589,312.59
<b>Total Treasury &amp; Treasurer's Trust</b>	<b>\$ 5,973,570,626.74</b>	<b>\$ 2,391,167,558.17</b>	<b>\$ 2,852,502,746.22</b>	<b>\$ 405,335.31</b>	<b>\$ 5,512,640,774.00</b>
<b>Local Government Investment Pool</b>					
Investments (trade date basis)	\$ 12,218,010,465.96	\$ 39,145,045,575.88	\$ 39,744,962,908.20	\$ 3,136,253.45	\$ 11,621,229,387.09
Reverse Repurchase Agreements	.....	.....	.....	.....	.....
Purchased Accrued Interest	276,507.91	57,692.31	.....	.....	334,200.22
<b>Total Local Government Investment Pool</b>	<b>\$ 12,218,286,973.87</b>	<b>\$ 39,145,103,268.19</b>	<b>\$ 39,744,962,908.20</b>	<b>\$ 3,136,253.45</b>	<b>\$ 11,621,563,587.31</b>
<b>Total All Accounts</b>	<b>\$ 18,191,857,600.61</b>	<b>\$ 41,536,270,826.36</b>	<b>\$ 42,597,465,654.42</b>	<b>\$ 3,541,588.76</b>	<b>\$ 17,134,204,361.31</b>

## INVESTMENT INTEREST INCOME AND CAPITAL GAINS CURRENT MONTH AND FISCAL YEAR TO DATE COMPARISON

Fund / Account	March 2017	March 2016	Fiscal Year 2017	Fiscal Year 2016
<b>Treasury &amp; Treasurer's Trust</b>				
Cash	\$ 4,784,634.71	\$ 4,007,023.46	\$ 37,400,667.45	\$ 28,763,376.60
Custody Bank Fees	(4,616.67)	(4,615.75)	(41,478.63)	(41,481.29)
Other Bank Fees	1,614.76	13,668.10	(71,591.74)	(46,090.01)
Amortization	405,335.31	(301,797.16)	(227,237.31)	(4,726,280.04)
Accrued Interest	156,185.91	(94,872.89)	1,419,552.82	1,718,910.63
Gains and Losses	(249,015.04)	2,250,924.52	6,624,526.91	5,635,278.74
<b>Total Treasury &amp; Treasurer's Trust</b>	<b>\$ 5,094,138.98</b>	<b>\$ 5,870,330.28</b>	<b>\$ 45,104,439.50</b>	<b>\$ 31,303,714.63</b>
<b>Local Government Investment Pool</b>				
Cash	\$ 3,819,366.98	\$ 2,616,880.73	\$ 29,861,996.36	\$ 12,477,944.53
Amortization	3,136,253.45	911,818.69	17,800,082.68	5,681,069.87
Accrued Interest	435,875.47	66,044.44	1,504,651.28	1,125,635.90
Gains and Losses	32,233.47	278,754.39	2,145,180.76	879,058.72
<b>Total Local Government Investment Pool</b>	<b>\$ 7,423,729.37</b>	<b>\$ 3,873,498.25</b>	<b>\$ 51,311,911.08</b>	<b>\$ 20,163,709.02</b>
<b>Total All Accounts</b>	<b>\$ 12,517,868.35</b>	<b>\$ 9,743,828.53</b>	<b>\$ 96,416,350.58</b>	<b>\$ 51,467,423.65</b>



DUANE A. DAVIDSON  
STATE TREASURER  
PO BOX 40200  
OLYMPIA WA 98504-0200

---

